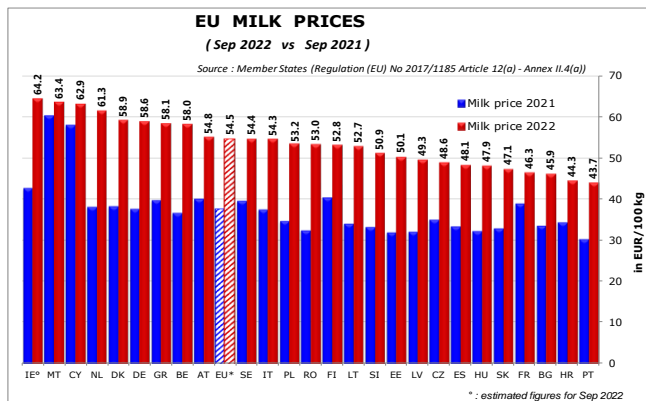


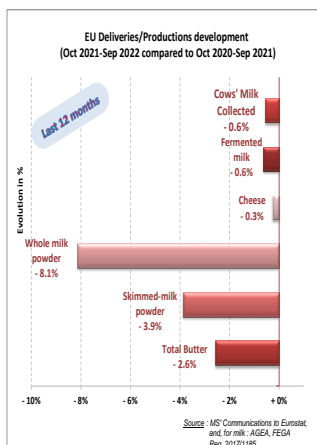
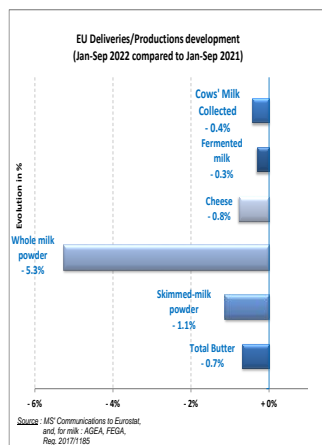
# Milk Market Situation

## November 2022

In September 2022, average **EU farm gate milk** prices increased by +4 % compared to the previous month, to 54.49c/kg. This price is +46.1% higher than in September 2021. Member States' estimates point to a further increase of milk prices in October 2022, to 55.20 c/kg. The highest organic cow's milk price in September 2022 was reported in CY (102.9c/kg), DK (65.4c/kg) and NL (63.9c/kg) while the lowest in: SK (47.3c/kg), LV (47.5c/kg) and EE (48.7c/kg). In 2 MS (EE, LV) organic prices are reported lower than those for conventional milk.

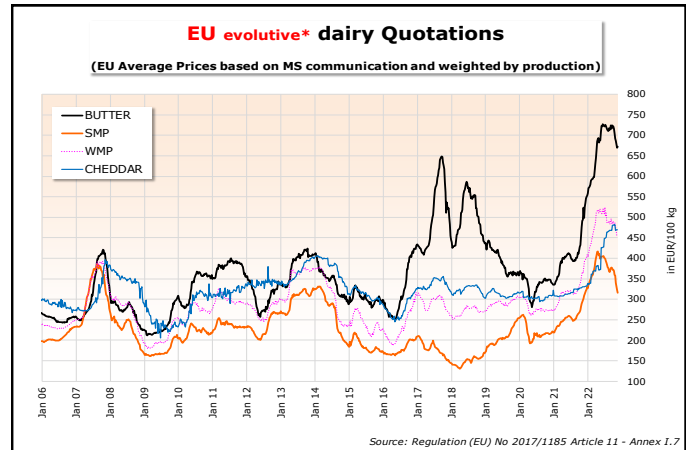


**EU cow's milk collection** increased in September 2022 by +0.5% (+62 000 tonnes) compared to the same month in 2021. Cumulated deliveries in Jan-September 2022 are still below (-0.4%) 2021 levels. Jan-Sept. deliveries increased in 9 MS, and only in PL (+2.1%) among the main producing ones. Notable production decreases in DE (-0.9%), FR (-1.2%) and ES (-2.8%). In Sept. 2022, only 3.9% of total raw milk collected was **organic** (based on 23 MS) with the highest shares reported in AT (18.2%), SE (16.1%) and DK (12.3%) and the lowest ones in BG (0.3%), PL (0.3%), EE (0.4%) and PT (0.4%). EU **SMP and WMP** production decreased in Jan-Sept. 2022 by -1.1% and -5.3% compared to 2021. **Butter** production decreased by -0.7%. EU production also decreased for other categories of dairy products such as **concentrated milk** (-3.1%), **fermented milk** (-0.3%), **cheese** (-0.8%) and **drinking milk** (-0.7%). Production only increased for **cream** (+1%).



**Dairy** prices decreased in the last 4 weeks (by 13/11/2022) for SMP (-12.2%), butter (-4.6%), whey powder (-4.1%), WMP (-5.6%) and cheddar (-2.5%). Prices increased for emmental (+3.4%), gouda (+2%) and edam (+0.8%).

	BUTTER	SMP	WMP	CHEDDAR	EDAM	GOUDA	EMMENTAL	WHEYPOWDER
Week 45 (up to 13.11.22)	672	316	459	470	535	532	627	102
Week 41 (up to 16.10.22)	705	360	486	482	531	522	606	106
Evolution (4 weeks)	-4.6%	-12.2%	-5.6%	-2.5%	+0.8%	+2.0%	+3.4%	-4.1%



**EU dairy exports** decreased in Jan-Sept. 2022 (the UK not included as partner) for all dairy products: SMP (-15%), butter (-8%), buteroil (-4%), cheeses (-3%), condensed milk (-15%), WMP (-20%) and whey powder (-11%). Total EU exports in the first 9 months of 2022 (without the UK as partner) expressed in milk equivalent were -10% below 2021 levels. The value of these exports is +17% higher than in 2021. EU butter imports (without UK) increased by 195% in Jan.-Sept. 2022. Up to August, EU butter imports from UK increased by 42%.

### EU exports to third countries (excluding UK)

in 1 000 t	Jan-Sep 2021	Jan-Sep 2022	EU % change	Total in butter equiv. 2021	Total in butter equiv. 2022	EU % change
Condensed	213	181	-15%	163.8	151.3	-8%
SMP	612	517	-15%			
WMP	224	180	-20%			
Butter	140	128	-8%			
Butteroil	20	19	-4%			
Cheeses	723	699	-3%			
Whey powder	516	459	-11%			
<b>Total in milk equiv.</b>	<b>12 320</b>	<b>11 050</b>	<b>-10%</b>	Fat + protein method		

**New Zealand's** milk production in Sept. 2022 decreased by -3.2% and is down in June-Sept. 2022 by -3.7% compared to 2021/22 season. Milk prices decreased by 3.2% in Sept. 2022 to 42.1 c/kg (from 42.1 c/kg in August).

**Australia's** milk production in Sept. 2022 decreased by -5.6% (3rd month of new season) and by -5.8% in July-Sept. 2022.

**UK** milk production in Sept. 2022 increased by +0.1% and decreased by -1.5% in Jan.-Sept. 2022.

**US** milk production increased by +1.5% in September 2022, resulting in a cumulated decrease in Jan-Sept. 2022 of -0.1%. The Sept. farm gate milk price increased by 0.8% to 49.4c/kg (from 49 c/kg in August).

On the **world market** (13/11/2022), dairy prices generally decreased in the last fortnight with the only exceptions of cheddar. The EU is the least competitive exporter of SMP, butter and cheddar. The US is the most competitive for cheddar and Oceania for SMP, butter and WMP.