






























EUROPEAN COMMISSION

Exceptional adjustment aid to producers in the agricultural sectors
(Commission Delegated Regulation (EU) 2022/467)

MS	EU Envelope (€)	Top up	Sectors	Activities Art 1(3)*
 AT	8 998 887	0	Fruit and vegetables	c
 BE	6 268 410	12 394 231	Pigmeat; Poultrymeat; Eggs Goat's milk; Fruit and vegetables Live flowers and ornamental foliage	a, b, c, d
 BG	10 611 143	21 222 286	Poultrymeat Pigmeat Wine Fruit and vegetables	b, c, d
 CZ	11 249 937	22 499 874	Pigmeat Poultrymeat Dairy Fruit and vegetables	a, b, c, d
 CY	632 153	632 153	Pigmeat	d
 DE	60 059 869	120 000 000	Fruit and vegetables Hops Wine Poultrymeat Pigmeat	d
 DK	10 389 359	0	All agricultural sectors	d
 EE	2 571 111	5 039 389	Dairy Pigmeat Sheep/Goat	b, c, d
 EL	26 298 105	0	Fruit and vegetables	b, c, d
 ES	64 490 253	128 980 506	Beef Sheep and goat Poultrymeat Rabbitmeat Fruit and vegetables	a, b, c, d
 FI	6 872 674	13 745 348	Pigmeat Poultrymeat Fruit and vegetables	a, b, c
 FR	89 330 157	178 660 314	Livestock	a, b, c, d
 HU	16 939 316	0	Poultrymeat Pigmeat	d
 HR	5 354 710	5 205 788	Dairy Pigmeat Poultrymeat Eggs	a, d
 IE	15 754 693	0	Pigmeat Fruit and vegetables	a, b, c, d

MS	EU Envelope (€)	Top up	Sectors	Activities Art 1(3)*
 IT	48 116 688	96 233 376	Dairy Beef	d ('animal welfare')
 LT	7 682 787	15 800 000	Poultrymeat Eggs Pigmeat	a, b, c, d
 LU	443 570	887 140	All agricultural sectors	d
 LV	4 235 161	5 000 000	Pigmeat Poultrymeat Fruit and vegetables	a, b, c, d
 MT	69 059	0	Fruit and vegetables	d
 NL	8 097 139	0	Pigmeat Poultrymeat	d
 PL	44 844 365	6 405 466	Fruit and vegetables Pigmeat	a, b, c, d
 PT	9 105 131	18 200 000	Poultrymeat Eggs Pigmeat Dairy Beef	a, b, c, d
 RO	25 490 649	26 100 000	Fruit and vegetables Wine Pigmeat Poultrymeat	b, c, d
 SE	9 109 115	18 218 230	Poultrymeat Eggs	b, c, d
 SI	1 746 390	3 492 780	Dairy	d
 SK	5 239 169	10 478 338	Dairy Pigmeat Sheep and goat (milk and meat)	b, c

*

- (a) circular economy;
- (b) nutrient management;
- (c) efficient use of resources;
- (d) environmental and climate friendly production methods.