



# AGRI-FOOD TRADE STATISTICAL FACTSHEET

## European Union - Zambia

### Notes to the reader:

The data used in this factsheet were provided by ISDB and extracted from the **COMEXT-EUROSTAT** database unless otherwise indicated, in statistical regime IV.

"EU" refers to the European Union at 27 members (after the withdrawal of the UK) for all years indicated.

"Agri-Food products" refers to the WTO definition of agricultural products and includes the chapters 1-24 (excluding fish and fish products) of the Harmonised System, and a number of headings in chapters 29, 33, 35, 38, 41, 43 and 50-53. The aggregate of EU Agri-Food trade does not contain tariff codes CN 3302.10.40 and CN 3302.10.90 (some odoriferous substances which are regarded as industrial products).

The details of the **product categories** referred to in this factsheet are available on: [https://ec.europa.eu/info/sites/info/files/food-farming-fisheries/farming/documents/agrifood-product-classes-details\\_en.pdf](https://ec.europa.eu/info/sites/info/files/food-farming-fisheries/farming/documents/agrifood-product-classes-details_en.pdf)

More trade statistics including main economic indicators, GDP by sector, trade in goods and trade in commercial services are provided by the EU Commission Directorate-General for Trade on their website: <http://ec.europa.eu/trade/policy/countries-and-regions/statistics/>

**Extraction date:** 16-03-2022

| Table of Contents   | pg |
|---|----|
| 1. Selection of indicators                                  |    |
| - Agricultural indicators                                   | 2  |
| - Trade indicators  | 2  |
| - Ranking of EU main Agri-Food trade partners and Zambia    | 2  |
| 2. Structure of EU Agri-Food trade with Zambia, 2011 - 2021 | 3  |
| 3. EU Agri-Food EXPORTS to Zambia by product category       |    |
| - Top EU Agri-Food exports in 2021                          | 4  |
| - Evolution of 20 top EU Agri-Food exports, 2017 - 2021     | 4  |
| - Evolution of EU Agri-Food exports, 2017 - 2021            | 5  |
| 4. EU Agri-Food IMPORTS from Zambia by product category     |    |
| - Top EU Agri-Food imports in 2021                          | 6  |
| - Evolution of 20 top EU Agri-Food imports, 2017 - 2021     | 6  |
| - Evolution of EU Agri-Food imports, 2017 - 2021            | 7  |
| 5. EU Agri-Food trade with Zambia by HS chapters            |    |
| - Evolution of EU Agri-Food exports, 2017 - 2021            | 8  |
| - Evolution of EU Agri-Food imports, 2017 - 2021            | 8  |

### DISCLAIMER

Any error in the data provided is the sole responsibility of the EU Commission Directorate-General for Agriculture and Rural Development Unit G.1.

Please send your feedback to: [agri-G1@ec.europa.eu](mailto:agri-G1@ec.europa.eu)

## EU Agri-Food trade with: Zambia

### 1. Selection of indicators

#### Agricultural indicators

|                              | Unit                    | Period | World | Partner   |
|------------------------------|-------------------------|--------|-------|-----------|
| 1 Agriculture, value added   | (% of GDP)              | 2020   | 4.3   | 3.0       |
| 2 Employment in agriculture  | (% of total employment) | 2019   | 26.7  | 49.6      |
| 3 Arable land                | (ha)                    | 2018   | n.a.  | 3 800 000 |
| 4 Crop production index      | (2004 2006 = 100)       | 2014   | 0.2   | 102.8     |
| 5 Livestock production index | (2004 2006 = 100)       | 2014   | 0.2   | 111.8     |
| 6 Food production index      | (2004 2006 = 100)       | 2014   | 0.2   | 107.5     |
| 7 Rural population           | (% of total population) | 2020   | 43.8  | 55.4      |

Source: World Bank

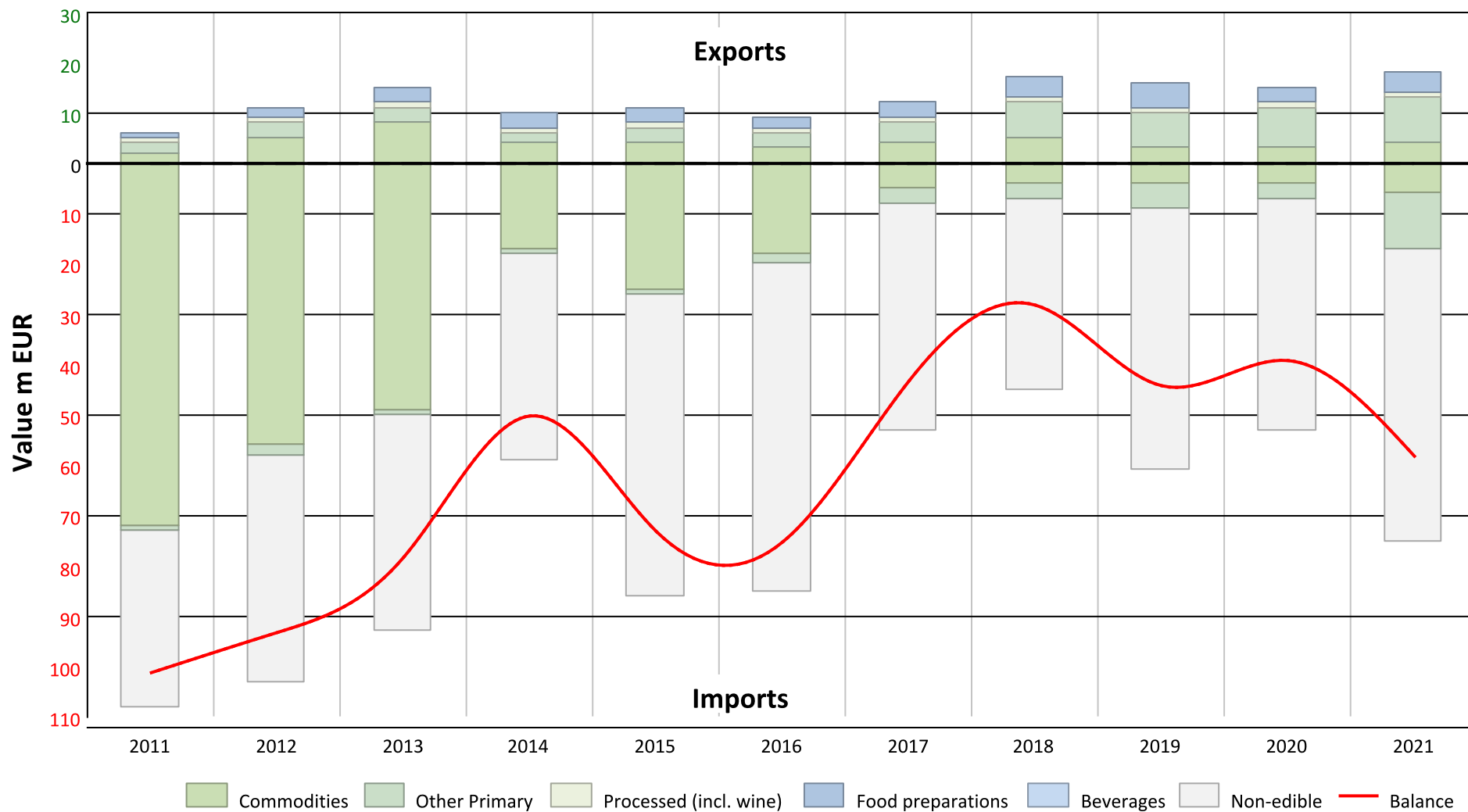
#### Trade indicators

|  | Unit  | Exports   | Imports   | Balance |
|--|-------|-----------|-----------|---------|
| <b>EU27 Agri-Food trade with Zambia</b>    |       |           |           |         |
| Agri-Food trade value                      | m EUR | 17        | 75        | -58     |
| - as share of EU27 total Agri-Food trade   | (%)   | 0.0       | 0.1       |         |
| - as share of EU27 total trade with Zambia | (%)   | 5.6       | 22.9      |         |
| % change 2020 - 2021                       |       | 21.4      | 41.5      |         |
| Annual rate of change from 2011 - 2021     | (%)   | 9.3       | -3.6      |         |
| <b>EU27 total trade with Zambia</b>        |       |           |           |         |
| Total trade value                          | m EUR | 304       | 327       | -23     |
| - as share of EU27 total trade             | (%)   | 0.0       | 0.0       |         |
| <b>EU27 world trade</b>                    |       |           |           |         |
| Total trade value                          | m EUR | 2 180 402 | 2 112 458 | 67 944  |
| Total Agri-Food trade                      | m EUR | 198 068   | 130 158   | 67 910  |
| - as share of EU27 total trade             | (%)   | 9.1       | 6.2       | 100.0   |

#### Ranking of EU main Agri-Food trade partners and Zambia

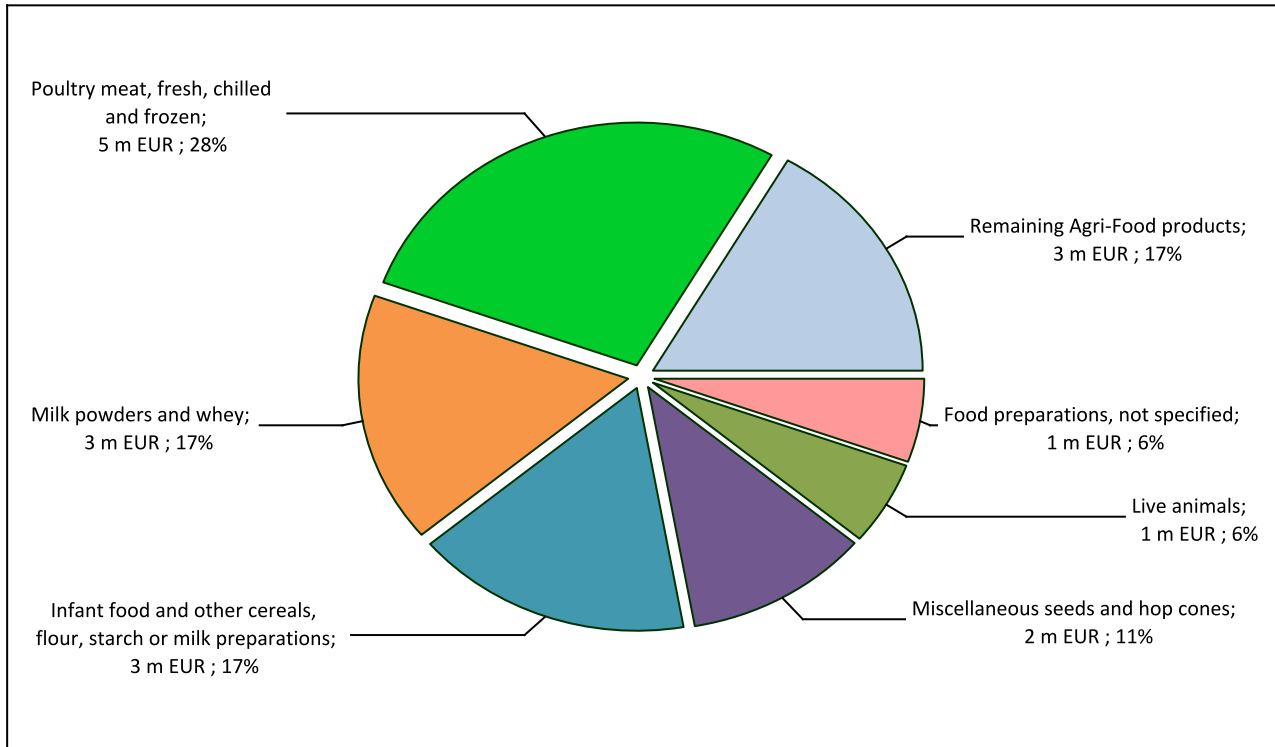
| Top Destinations: 2021 |                      |                     |                  | Top Origins: 2021 |                   |                     |                  |
|------------------------|----------------------|---------------------|------------------|-------------------|-------------------|---------------------|------------------|
|                        |                      | Value (million EUR) | % Share Extra-EU |                   |                   | Value (million EUR) | % Share Extra-EU |
| 1                      | United Kingdom       | 41 926              | 21.4             | 1                 | Brazil            | 13 542              | 10.5             |
| 2                      | USA                  | 24 499              | 12.5             | 2                 | United Kingdom    | 11 837              | 9.2              |
| 3                      | China                | 17 135              | 8.7              | 3                 | USA               | 9 258               | 7.2              |
| 4                      | Switzerland          | 9 846               | 5.0              | 4                 | Ukraine           | 6 896               | 5.3              |
| 5                      | Japan                | 7 384               | 3.8              | 5                 | China             | 6 094               | 4.7              |
| 6                      | Russia               | 7 355               | 3.7              | 6                 | Indonesia         | 5 607               | 4.3              |
| 7                      | Norway               | 5 412               | 2.8              | 7                 | Argentina         | 5 189               | 4.0              |
| 8                      | Canada               | 4 049               | 2.1              | 8                 | Turkey            | 5 030               | 3.9              |
| 9                      | South Korea          | 3 939               | 2.0              | 9                 | Switzerland       | 4 520               | 3.5              |
| 10                     | Saudi Arabia         | 3 631               | 1.8              | 10                | Ivory Coast       | 3 340               | 2.6              |
| 11                     | Turkey               | 3 555               | 1.8              | 11                | India             | 2 920               | 2.3              |
| 12                     | Australia            | 3 299               | 1.7              | 12                | Canada            | 2 828               | 2.2              |
| 13                     | Ukraine              | 3 107               | 1.6              | 13                | Peru              | 2 708               | 2.1              |
| 14                     | Algeria              | 2 950               | 1.5              | 14                | Malaysia          | 2 680               | 2.1              |
| 15                     | Israel               | 2 647               | 1.3              | 15                | Morocco           | 2 628               | 2.0              |
| 16                     | Morocco              | 2 364               | 1.2              | 16                | South Africa      | 2 291               | 1.8              |
| 17                     | United Arab Emirates | 2 347               | 1.2              | 17                | Vietnam           | 2 233               | 1.7              |
| 18                     | Egypt                | 2 181               | 1.1              | 18                | Russia            | 2 180               | 1.7              |
| 19                     | Hong Kong            | 2 157               | 1.1              | 19                | Colombia          | 2 145               | 1.7              |
| 20                     | Singapore            | 1 957               | 1.0              | 20                | Serbia            | 1 962               | 1.5              |
| 149                    | <b>Zambia</b>        | 17                  | 0.0              | 80                | <b>Zambia</b>     | 75                  | 0.1              |
|                        | Rest of the World    | 44 560              | 21.7             |                   | Rest of the World | 33 352              | 25.0             |

2. Structure of EU Agri-Food trade with Zambia, 2011 - 2021



3. EU Agri-Food EXPORTS to Zambia by product category

Top EU Agri-Food exports to Zambia in 2021



Evolution of 20 top EU Agri-Food exports to Zambia, 2017 - 2021

|    |   | Exports             |      |      |      |      |                        |                  |
|----|---|---------------------|------|------|------|------|------------------------|------------------|
|    |   | Value (million EUR) |      |      |      |      | %                      |                  |
|    |   | 2017                | 2018 | 2019 | 2020 | 2021 | Share in all Agri 2021 | Change 2020-2021 |
| 1  | Poultry meat, fresh, chilled and frozen                           | 1                   | 3    | 3    | 4    | 5    | 29.4                   | 25.0             |
| 2  | Milk powders and whey   | 3                   | 3    | 2    | 3    | 3    | 17.6                   | 0.0              |
| 3  | Infant food and other cereals, flour, starch or milk preparations | 1                   | 2    | 3    | 1    | 3    | 17.6                   | 200.0            |
| 4  | Miscellaneous seeds and hop cones                                 | 1                   | 1    | 1    | 2    | 2    | 11.8                   | 0.0              |
| 5  | Live animals  | 1                   | 2    | 2    | 1    | 1    | 5.9                    | 0.0              |
| 6  | Food preparations, not specified                                  | 1                   | 1    | 2    | 1    | 1    | 5.9                    | 0.0              |
| 7  | Malt  | 0                   | 0    | 0    | 0    | 0    | 0.0                    |                  |
| 8  | Sugar, other than beet & cane                                     | 0                   | 0    |      | 0    | 0    | 0.0                    |                  |
| 9  | Vegetables, fresh, chilled and dried                              | 1                   | 1    | 1    | 0    | 0    | 0.0                    |                  |
| 10 | Wine, vermouth, cider and vinegar                                 | 0                   | 0    | 0    | 0    | 0    | 0.0                    |                  |
| 11 | Offal, animal fats and other meats, fresh, chilled and frozen     | 0                   | 0    | 0    |      | 0    | 0.0                    |                  |
| 12 | Pet food  | 0                   | 0    | 0    | 0    | 0    | 0.0                    |                  |
| 13 | Pigmeat, fresh, chilled and frozen                                | 0                   | 0    | 0    | 0    | 0    | 0.0                    |                  |
| 14 | Olive oil   | 0                   | 0    | 0    | 0    | 0    | 0.0                    |                  |
| 15 | Pasta, pastry, biscuits and bread                                 | 0                   | 0    | 0    | 0    | 0    | 0.0                    |                  |
| 16 | Bulbs, roots and live plants                                      | 0                   | 0    | 0    | 0    | 0    | 0.0                    |                  |
| 17 | Eggs and honey  |                     | 0    |      | 0    | 0    | 0.0                    |                  |
| 18 | Cheese  | 0                   | 0    | 0    | 0    | 0    | 0.0                    |                  |
| 19 | Soups and sauces  | 0                   | 0    | 0    | 0    | 0    | 0.0                    |                  |
| 20 | Roasted coffee and tea  | 0                   | 0    | 0    | 0    | 0    | 0.0                    |                  |
|    | Remaining Agri-Food products                                      | 3                   | 3    | 1    | 1    | 0    | 0.0                    | -100.0           |

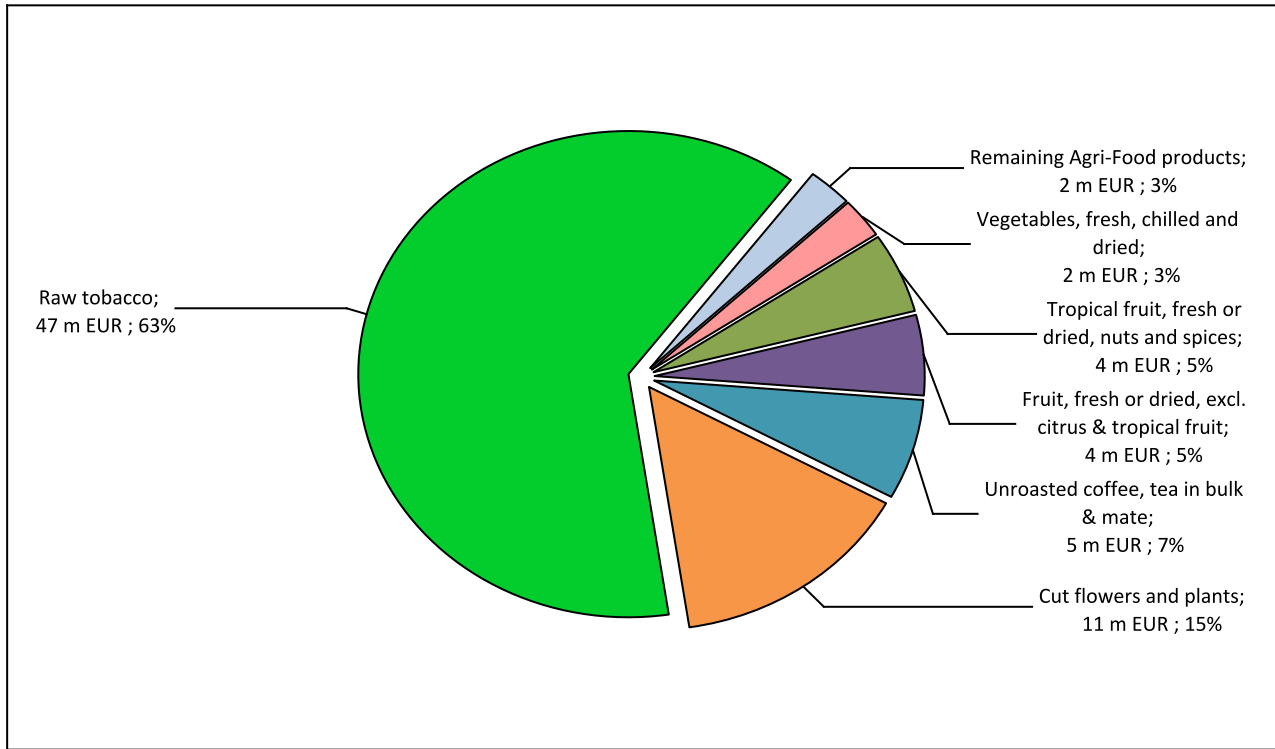
# EU Agri-Food trade with: Zambia

## Evolution of EU Agri-Food exports to Zambia, 2017 - 2021

|  | Exports             |           |           |           |           |                        |                  |
|--|---------------------|-----------|-----------|-----------|-----------|------------------------|------------------|
|  | Value (million EUR) |           |           |           |           | %                      |                  |
|  | 2017                | 2018      | 2019      | 2020      | 2021      | Share in all Agri 2021 | Change 2020-2021 |
| <b>Agri Food</b>   | <b>13</b>           | <b>17</b> | <b>16</b> | <b>14</b> | <b>17</b> | <b>100.0</b>           | <b>21.4</b>      |
| <b>Agricultural food and feed products</b>                           | <b>9</b>            | <b>13</b> | <b>11</b> | <b>11</b> | <b>13</b> | <b>76.5</b>            | <b>18.2</b>      |
| - Commodities  | 4                   | 5         | 3         | 3         | 4         | 23.5                   | 33.3             |
| -- Wheat   | 2                   | 1         |           |           |           |                        |                  |
| -- Cereals, other than wheat and rice                                |                     | 0         | 0         | 0         | 0         | 0.0                    |                  |
| -- Rice  |                     |           |           |           |           |                        |                  |
| -- Flours and other products of the milling industry                 |                     |           |           |           | 0         | 0.0                    |                  |
| -- Malt  | 0                   | 0         | 0         | 0         | 0         | 0.0                    |                  |
| -- Starches, inulin & gluten   |                     |           |           | 0         |           |                        |                  |
| -- Soyabeans   |                     |           |           |           |           |                        |                  |
| -- Oilseeds, other than soyabeans                                    |                     |           | 0         |           | 0         | 0.0                    |                  |
| -- Palm & palm kernel oils   |                     |           |           |           |           |                        |                  |
| -- Vegetable oils other than palm & olive oils                       | 0                   | 0         | 0         | 0         | 0         | 0.0                    |                  |
| -- Oilcakes  |                     |           |           |           |           |                        |                  |
| -- Other feed and feed ingredients                                   | 0                   | 0         | 0         | 0         | 0         | 0.0                    |                  |
| -- Beet and cane sugar   |                     |           |           |           |           |                        |                  |
| -- Sugar, other than beet & cane                                     | 0                   | 0         |           | 0         | 0         | 0.0                    |                  |
| -- Milk powders and whey   | 3                   | 3         | 2         | 3         | 3         | 17.6                   | 0.0              |
| -- Butter  |                     |           | 0         | 0         | 0         | 0.0                    |                  |
| -- Gums, resins and plant extracts                                   | 0                   | 0         | 0         | 0         | 0         | 0.0                    |                  |
| -- Unroasted coffee, tea in bulk & mate                              |                     | 0         |           | 0         | 0         | 0.0                    |                  |
| -- Cocoa beans   |                     |           |           |           |           |                        |                  |
| -- Cocoa paste and powder  | 0                   | 0         |           | 0         |           |                        |                  |
| -- Agricultural commodities, not specified                           |                     |           |           |           |           |                        |                  |
| - Other primary  | 4                   | 7         | 7         | 8         | 9         | 52.9                   | 12.5             |
| -- Live animals  | 1                   | 2         | 2         | 1         | 1         | 5.9                    | 0.0              |
| -- Bovine meat, fresh, chilled and frozen                            |                     |           |           |           |           |                        |                  |
| -- Pigmeat, fresh, chilled and frozen                                | 0                   | 0         | 0         | 0         | 0         | 0.0                    |                  |
| -- Poultry meat, fresh, chilled and frozen                           | 1                   | 3         | 3         | 4         | 5         | 29.4                   | 25.0             |
| -- Sheep and goat meat, fresh, chilled and frozen                    |                     |           |           |           |           |                        |                  |
| -- Offal, animal fats and other meats, fresh, chilled and frozen     | 0                   | 0         | 0         |           | 0         | 0.0                    |                  |
| -- Fresh milk and cream, buttermilk and yoghurt                      | 0                   | 0         | 0         |           | 0         | 0.0                    |                  |
| -- Eggs and honey  |                     | 0         |           | 0         | 0         | 0.0                    |                  |
| -- Vegetables, fresh, chilled and dried                              | 1                   | 1         | 1         | 0         | 0         | 0.0                    |                  |
| -- Fruit, fresh or dried, excl. citrus & tropical fruit              |                     | 0         | 0         |           |           |                        |                  |
| -- Citrus fruit  |                     |           | 0         |           |           |                        |                  |
| -- Tropical fruit, fresh or dried, nuts and spices                   |                     |           | 0         | 0         | 0         | 0.0                    |                  |
| -- Miscellaneous seeds and hop cones                                 | 1                   | 1         | 1         | 2         | 2         | 11.8                   | 0.0              |
| -- Agricultural primary food products, not specified                 |                     |           |           |           |           |                        |                  |
| - Processed (incl. wine)   | 1                   | 1         | 1         | 1         | 1         | 5.9                    | 0.0              |
| -- Meat preparations   | 0                   | 0         | 0         | 0         | 0         | 0.0                    |                  |
| -- Cheese  | 0                   | 0         | 0         | 0         | 0         | 0.0                    |                  |
| -- Olive oil   | 0                   | 0         | 0         | 0         | 0         | 0.0                    |                  |
| -- Preparations of vegetables, fruit or nuts                         | 1                   | 0         | 0         | 0         | 0         | 0.0                    |                  |
| -- Fruit juices  |                     | 0         | 0         |           | 0         | 0.0                    |                  |
| -- Wine, vermouth, cider and vinegar                                 | 0                   | 0         | 0         | 0         | 0         | 0.0                    |                  |
| -- Roasted coffee and tea  | 0                   | 0         | 0         | 0         | 0         | 0.0                    |                  |
| <b>Food preparations and beverages</b>                               | <b>4</b>            | <b>4</b>  | <b>5</b>  | <b>3</b>  | <b>4</b>  | <b>23.5</b>            | <b>33.3</b>      |
| - Food preparations  | 3                   | 4         | 5         | 3         | 4         | 23.5                   | 33.3             |
| -- Chocolate, confectionery and ice cream                            | 0                   | 1         | 0         | 0         | 0         | 0.0                    |                  |
| -- Infant food and other cereals, flour, starch or milk preparations | 1                   | 2         | 3         | 1         | 3         | 17.6                   | 200.0            |
| -- Pasta, pastry, biscuits and bread                                 | 0                   | 0         | 0         | 0         | 0         | 0.0                    |                  |
| -- Soups and sauces  | 0                   | 0         | 0         | 0         | 0         | 0.0                    |                  |
| -- Coffee and tea extracts   |                     |           |           | 0         | 0         | 0.0                    |                  |
| -- Food preparations, not specified                                  | 1                   | 1         | 2         | 1         | 1         | 5.9                    | 0.0              |
| -- Pet food  | 0                   | 0         | 0         | 0         | 0         | 0.0                    |                  |
| - Beverages  | 0                   | 0         | 0         | 0         | 0         | 0.0                    |                  |
| -- Waters and soft drinks  | 0                   | 0         | 0         | 0         | 0         | 0.0                    |                  |
| -- Beer  | 0                   | 0         | 0         | 0         | 0         | 0.0                    |                  |
| -- Spirits and liqueurs  | 0                   | 0         | 0         | 0         | 0         | 0.0                    |                  |
| -- Odoriferous substances  | 0                   | 0         |           |           |           |                        |                  |
| <b>Non-edible</b>  | <b>0</b>            | <b>0</b>  | <b>0</b>  | <b>0</b>  | <b>0</b>  | <b>0.0</b>             |                  |
| - Non-edible   | 0                   | 0         | 0         | 0         | 0         | 0.0                    |                  |
| -- Raw hides, skins and furskins                                     |                     |           |           |           |           |                        |                  |
| -- Non-edible animal products  |                     | 0         | 0         |           | 0         | 0.0                    |                  |
| -- Wool and silk   |                     |           |           |           |           |                        |                  |
| -- Cotton, flax and hemp, and plaiting materials                     |                     |           | 0         |           |           |                        |                  |
| -- Cut flowers and plants  |                     | 0         | 0         | 0         | 0         | 0.0                    |                  |
| -- Bulbs, roots and live plants                                      | 0                   | 0         | 0         | 0         | 0         | 0.0                    |                  |
| -- Raw tobacco   |                     |           |           |           |           |                        |                  |
| -- Cigars and cigarettes   | 0                   | 0         |           | 0         | 0         | 0.0                    |                  |
| -- Fatty acids and waxes   | 0                   |           |           |           | 0         | 0.0                    |                  |
| -- Sugar alcohols  |                     |           | 0         | 0         |           |                        |                  |
| -- Essential oils  | 0                   |           |           |           | 0         | 0.0                    |                  |
| -- Ethanol   | 0                   | 0         | 0         |           |           |                        |                  |
| -- Casein, other albuminoidal substances and modified starches       | 0                   |           | 0         | 0         | 0         | 0.0                    |                  |
| -- Non-edible, not specified   |                     |           |           |           |           |                        |                  |
| -- Products non-attributable   |                     |           |           |           |           |                        |                  |

4. EU Agri-Food IMPORTS from Zambia by product category

Top EU Agri-Food imports from Zambia in 2021



Evolution of 20 top EU Agri-Food imports from Zambia, 2017 - 2021

|    |  | Imports             |      |      |      |      |                        |                  |
|----|--|---------------------|------|------|------|------|------------------------|------------------|
|    |  | Value (million EUR) |      |      |      |      | %                      |                  |
|    |  | 2017                | 2018 | 2019 | 2020 | 2021 | Share in all Agri 2021 | Change 2020-2021 |
| 1  | Raw tobacco  | 32                  | 27   | 42   | 36   | 47   | 62.7                   | 30.6             |
| 2  | Cut flowers and plants                               | 12                  | 10   | 9    | 9    | 11   | 14.7                   | 22.2             |
| 3  | Unroasted coffee, tea in bulk & mate                 | 1                   | 4    | 4    | 3    | 5    | 6.7                    | 66.7             |
| 4  | Fruit, fresh or dried, excl. citrus & tropical fruit | 0                   | 2    | 1    | 2    | 4    | 5.3                    | 100.0            |
| 5  | Tropical fruit, fresh or dried, nuts and spices      | 0                   | 0    | 0    | 0    | 4    | 5.3                    |                  |
| 6  | Vegetables, fresh, chilled and dried                 | 2                   | 1    | 2    | 0    | 2    | 2.7                    |                  |
| 7  | Miscellaneous seeds and hop cones                    | 0                   | 0    | 0    | 0    | 1    | 1.3                    |                  |
| 8  | Fatty acids and waxes                                | 0                   | 1    | 0    | 1    | 0    | 0.0                    | -100.0           |
| 9  | Oilseeds, other than soyabeans                       | 0                   | 0    | 0    | 0    | 0    | 0.0                    |                  |
| 10 | Cereals, other than wheat and rice                   | 0                   | 0    | 0    | 0    | 0    | 0.0                    |                  |
| 11 | Cotton, flax and hemp, and plaiting materials        |                     |      | 0    | 0    | 0    | 0.0                    |                  |
| 12 | Raw hides, skins and furskins                        | 0                   | 0    | 0    | 0    | 0    | 0.0                    |                  |
| 13 | Bulbs, roots and live plants                         | 0                   | 0    | 0    | 0    | 0    | 0.0                    |                  |
| 14 | Live animals   | 0                   | 0    | 0    | 0    | 0    | 0.0                    |                  |
| 15 | Non-edible animal products                           | 0                   | 0    | 0    | 0    | 0    | 0.0                    |                  |
| 16 | Eggs and honey                                       | 1                   | 0    | 0    | 0    | 0    | 0.0                    |                  |
| 17 | Beet and cane sugar                                  | 3                   |      |      |      | 0    | 0.0                    |                  |
| 18 | Cigars and cigarettes                                |                     | 0    |      | 0    | 0    | 0.0                    |                  |
| 19 | Waters and soft drinks                               | 0                   | 0    | 0    | 0    | 0    | 0.0                    |                  |
| 20 | Food preparations, not specified                     |                     | 0    | 0    | 0    | 0    | 0.0                    |                  |
|    | Remaining Agri-Food products                         | 0                   | 0    | 0    | 0    | 0    | 0.0                    |                  |

# EU Agri-Food trade with: Zambia

## Evolution of EU Agri-Food imports from Zambia, 2017 - 2021

|   | Imports             |           |           |           |           |                        |                  |
|---|---------------------|-----------|-----------|-----------|-----------|------------------------|------------------|
|   | Value (million EUR) |           |           |           |           | %                      |                  |
|   | 2017                | 2018      | 2019      | 2020      | 2021      | Share in all Agri 2021 | Change 2020-2021 |
| <b>Agri Food</b>  | <b>52</b>           | <b>45</b> | <b>60</b> | <b>53</b> | <b>75</b> | <b>100.0</b>           | <b>41.5</b>      |
| <b>Agricultural food and feed products</b>                | <b>8</b>            | <b>7</b>  | <b>8</b>  | <b>7</b>  | <b>16</b> | <b>21.3</b>            | <b>128.6</b>     |
| - Commodities   | 5                   | 4         | 4         | 4         | 6         | 8.0                    | 50.0             |
| -- Wheat  |                     |           |           |           |           |                        |                  |
| -- Cereals, other than wheat and rice                     | 0                   | 0         | 0         | 0         | 0         | 0.0                    |                  |
| -- Rice   |                     |           |           |           | 0         | 0.0                    |                  |
| -- Flours and other products of the milling industry      | 0                   | 0         |           | 0         | 0         | 0.0                    |                  |
| -- Malt   |                     |           |           |           |           |                        |                  |
| -- Starches, inulin & gluten                              |                     |           |           |           | 0         | 0.0                    |                  |
| -- Soyabeans  |                     |           |           |           |           |                        |                  |
| -- Oilseeds, other than soyabeans                         | 0                   | 0         | 0         | 0         | 0         | 0.0                    |                  |
| -- Palm & palm kernel oils                                |                     |           |           |           |           |                        |                  |
| -- Vegetable oils other than palm & olive oils            | 0                   | 0         | 0         | 0         |           |                        |                  |
| -- Oilcakes   |                     |           |           |           |           |                        |                  |
| -- Other feed and feed ingredients                        |                     |           |           |           | 0         | 0.0                    |                  |
| -- Beet and cane sugar                                    | 3                   |           |           |           | 0         | 0.0                    |                  |
| -- Sugar, other than beet & cane                          |                     |           |           |           | 0         | 0.0                    |                  |
| -- Milk powders and whey                                  |                     |           |           |           |           |                        |                  |
| -- Butter   |                     |           |           |           |           |                        |                  |
| -- Gums, resins and plant extracts                        | 0                   |           |           | 0         |           |                        |                  |
| -- Unroasted coffee, tea in bulk & mate                   | 1                   | 4         | 4         | 3         | 5         | 6.7                    | 66.7             |
| -- Cocoa beans  |                     |           |           |           |           |                        |                  |
| -- Cocoa paste and powder                                 |                     |           |           |           |           |                        |                  |
| -- Agricultural commodities, not specified                |                     |           |           |           |           |                        |                  |
| - Other primary   | 3                   | 3         | 5         | 3         | 11        | 14.7                   | 266.7            |
| -- Live animals   | 0                   | 0         | 0         | 0         | 0         | 0.0                    |                  |
| -- Bovine meat, fresh, chilled and frozen                 |                     |           |           |           | 0         | 0.0                    |                  |
| -- Pigmeat, fresh, chilled and frozen                     |                     |           |           |           |           |                        |                  |
| -- Poultry meat, fresh, chilled and frozen                |                     |           |           |           |           |                        |                  |
| -- Sheep and goat meat, fresh, chilled and frozen         |                     |           |           |           |           |                        |                  |
| -- Offal, animal fats and other meats, fresh, chilled and |                     |           |           | 0         |           |                        |                  |
| -- Fresh milk and cream, buttermilk and yoghurt           |                     |           |           |           |           |                        |                  |
| -- Eggs and honey   | 1                   | 0         | 0         | 0         | 0         | 0.0                    |                  |
| -- Vegetables, fresh, chilled and dried                   | 2                   | 1         | 2         | 0         | 2         | 2.7                    |                  |
| -- Fruit, fresh or dried, excl. citrus & tropical fruit   | 0                   | 2         | 1         | 2         | 4         | 5.3                    | 100.0            |
| -- Citrus fruit   |                     |           |           |           |           |                        |                  |
| -- Tropical fruit, fresh or dried, nuts and spices        | 0                   | 0         | 0         | 0         | 4         | 5.3                    |                  |
| -- Miscellaneous seeds and hop cones                      | 0                   | 0         | 0         | 0         | 1         | 1.3                    |                  |
| -- Agricultural primary food products, not specified      |                     |           |           |           |           |                        |                  |
| - Processed (incl. wine)                                  | 0                   | 0         | 0         | 0         | 0         | 0.0                    |                  |
| -- Meat preparations                                      |                     |           |           |           |           |                        |                  |
| -- Cheese   |                     |           |           |           |           |                        |                  |
| -- Olive oil  |                     |           |           |           |           |                        |                  |
| -- Preparations of vegetables, fruit or nuts              |                     |           |           | 0         | 0         | 0.0                    |                  |
| -- Fruit juices   |                     |           |           |           |           |                        |                  |
| -- Wine, vermouth, cider and vinegar                      |                     | 0         |           |           | 0         | 0.0                    |                  |
| -- Roasted coffee and tea                                 | 0                   | 0         | 0         | 0         | 0         | 0.0                    |                  |
| <b>Food preparations and beverages</b>                    | <b>0</b>            | <b>0</b>  | <b>0</b>  | <b>0</b>  | <b>0</b>  | <b>0.0</b>             |                  |
| - Food preparations                                       | 0                   | 0         | 0         | 0         | 0         | 0.0                    |                  |
| -- Chocolate, confectionery and ice cream                 |                     | 0         |           |           | 0         | 0.0                    |                  |
| -- Infant food and other cereals, flour, starch or milk   |                     |           |           |           |           |                        |                  |
| -- Pasta, pastry, biscuits and bread                      |                     |           |           |           | 0         | 0.0                    |                  |
| -- Soups and sauces                                       |                     | 0         |           | 0         |           |                        |                  |
| -- Coffee and tea extracts                                |                     |           | 0         | 0         | 0         | 0.0                    |                  |
| -- Food preparations, not specified                       |                     | 0         | 0         | 0         | 0         | 0.0                    |                  |
| -- Pet food   |                     |           | 0         |           | 0         | 0.0                    |                  |
| - Beverages   | 0                   | 0         | 0         | 0         | 0         | 0.0                    |                  |
| -- Waters and soft drinks                                 | 0                   | 0         | 0         | 0         | 0         | 0.0                    |                  |
| -- Beer   |                     | 0         | 0         |           | 0         | 0.0                    |                  |
| -- Spirits and liqueurs                                   | 0                   |           |           |           |           |                        |                  |
| -- Odoriferous substances                                 |                     |           |           |           | 0         | 0.0                    |                  |
| <b>Non-edible</b>   | <b>45</b>           | <b>38</b> | <b>52</b> | <b>46</b> | <b>58</b> | <b>77.3</b>            | <b>26.1</b>      |
| - Non-edible  | 45                  | 38        | 52        | 46        | 58        | 77.3                   | 26.1             |
| -- Raw hides, skins and furskins                          | 0                   | 0         | 0         | 0         | 0         | 0.0                    |                  |
| -- Non-edible animal products                             | 0                   | 0         | 0         | 0         | 0         | 0.0                    |                  |
| -- Wool and silk  |                     |           |           |           |           |                        |                  |
| -- Cotton, flax and hemp, and plaiting materials          |                     |           | 0         | 0         | 0         | 0.0                    |                  |
| -- Cut flowers and plants                                 | 12                  | 10        | 9         | 9         | 11        | 14.7                   | 22.2             |
| -- Bulbs, roots and live plants                           | 0                   | 0         | 0         | 0         | 0         | 0.0                    |                  |
| -- Raw tobacco  | 32                  | 27        | 42        | 36        | 47        | 62.7                   | 30.6             |
| -- Cigars and cigarettes                                  |                     | 0         |           | 0         | 0         | 0.0                    |                  |
| -- Fatty acids and waxes                                  | 0                   | 1         | 0         | 1         | 0         | 0.0                    | -100.0           |
| -- Sugar alcohols   |                     | 0         |           |           |           |                        |                  |
| -- Essential oils   |                     |           |           | 0         | 0         | 0.0                    |                  |
| -- Ethanol  |                     |           |           |           |           |                        |                  |
| -- Casein, other albuminoidal substances and modified     |                     |           |           |           |           |                        |                  |
| -- Non-edible, not specified                              |                     |           |           |           |           |                        |                  |
| -- Products non-attributable                              |                     |           |           |           |           |                        |                  |

5. EU Agri-Food trade with Zambia by HS chapters

Evolution of EU Agri-Food exports to Zambia, 2017 - 2021

|    |   | Exports             |      |      |      |      |                        |                  |
|----|---|---------------------|------|------|------|------|------------------------|------------------|
|    |   | Value (million EUR) |      |      |      |      | %                      |                  |
|    |   | 2017                | 2018 | 2019 | 2020 | 2021 | Share in all Agri 2021 | Change 2020-2021 |
|    | Agri Food                                   | 13                  | 17   | 16   | 14   | 17   | 100.0                  | 21.4             |
| 01 | Live Animals                                | 1                   | 2    | 2    | 1    | 1    | 5.9                    | 0.0              |
| 02 | Meat and edible meat offal                  | 1                   | 3    | 4    | 4    | 5    | 29.4                   | 25.0             |
| 04 | Dairy produce                               | 3                   | 3    | 3    | 3    | 3    | 17.6                   | 0.0              |
| 05 | Products of animal origin                   |                     | 0    | 0    |      | 0    | 0.0                    |                  |
| 06 | Live trees and other plants                 | 0                   | 0    | 0    | 0    | 0    | 0.0                    |                  |
| 07 | Edible vegetables, roots & tubers           | 1                   | 1    | 1    | 0    | 0    | 0.0                    |                  |
| 08 | Edible fruits & nuts                        |                     | 0    | 0    |      | 0    | 0.0                    |                  |
| 09 | Coffee, tea, mate & spices                  | 0                   | 0    | 0    | 0    | 0    | 0.0                    |                  |
| 10 | Cereals                                     | 2                   | 1    | 0    | 0    | 0    | 0.0                    |                  |
| 11 | Products of the milling industry            | 0                   | 0    | 0    | 0    | 0    | 0.0                    |                  |
| 12 | Oil seeds & oleaginous fruits               | 1                   | 1    | 1    | 2    | 2    | 11.8                   | 0.0              |
| 13 | Lacs, gums, resins & other veg. saps        | 0                   | 0    | 0    | 0    | 0    | 0.0                    |                  |
| 14 | Vegetable products n.e.s.                   |                     |      |      |      |      |                        |                  |
| 15 | Animal or vegetable fats & oils             | 0                   | 0    | 0    | 0    | 0    | 0.0                    |                  |
| 16 | Preparations of meat                        | 0                   | 0    | 0    | 0    | 0    | 0.0                    |                  |
| 17 | Sugars & sugar confectionery                | 0                   | 0    | 0    | 0    | 0    | 0.0                    |                  |
| 18 | Cocoa & cocoa preparations                  | 0                   | 1    | 0    | 0    | 0    | 0.0                    |                  |
| 19 | Preps. of cereals, flour, starch, etc.      | 2                   | 2    | 3    | 1    | 3    | 17.6                   | 200.0            |
| 20 | Preps. of vegetables, fruits, nuts & plants | 1                   | 1    | 0    | 0    | 0    | 0.0                    |                  |
| 21 | Miscellaneous edible preparations           | 1                   | 1    | 2    | 1    | 1    | 5.9                    | 0.0              |
| 22 | Beverages, spirits & vinegar                | 1                   | 0    | 0    | 0    | 0    | 0.0                    |                  |
| 23 | Residues and waste from food industry       | 0                   | 0    | 0    | 0    | 0    | 0.0                    |                  |
| 24 | Tobacco & tobacco products                  | 0                   | 0    |      | 0    | 0    | 0.0                    |                  |
|    | Other WTO products outside chapters 1-24    | 0                   | 0    | 0    | 0    | 0    | 0.0                    |                  |

Evolution of Agri-Food imports from Zambia, 2017 - 2021

|    |   | Imports             |      |      |      |      |                        |                  |
|----|---|---------------------|------|------|------|------|------------------------|------------------|
|    |   | Value (million EUR) |      |      |      |      | %                      |                  |
|    |   | 2017                | 2018 | 2019 | 2020 | 2021 | Share in all Agri 2021 | Change 2020-2021 |
|    | Agri Food                                   | 52                  | 45   | 60   | 53   | 75   | 100.0                  | 41.5             |
| 01 | Live Animals                                | 0                   | 0    | 0    | 0    | 0    | 0.0                    |                  |
| 02 | Meat and edible meat offal                  |                     |      |      |      | 0    | 0.0                    |                  |
| 04 | Dairy produce                               | 1                   | 0    | 0    | 0    | 0    | 0.0                    |                  |
| 05 | Products of animal origin                   | 0                   | 0    | 0    | 0    | 0    | 0.0                    |                  |
| 06 | Live trees and other plants                 | 12                  | 10   | 9    | 9    | 11   | 14.7                   | 22.2             |
| 07 | Edible vegetables, roots & tubers           | 2                   | 1    | 2    | 0    | 2    | 2.7                    |                  |
| 08 | Edible fruits & nuts                        | 0                   | 2    | 1    | 2    | 4    | 5.3                    | 100.0            |
| 09 | Coffee, tea, mate & spices                  | 1                   | 4    | 4    | 3    | 9    | 12.0                   | 200.0            |
| 10 | Cereals                                     | 0                   | 0    | 0    | 0    | 0    | 0.0                    |                  |
| 11 | Products of the milling industry            |                     |      |      | 0    | 0    | 0.0                    |                  |
| 12 | Oil seeds & oleaginous fruits               | 0                   | 0    | 0    | 0    | 1    | 1.3                    |                  |
| 13 | Lacs, gums, resins & other veg. saps        | 0                   |      |      | 0    |      |                        |                  |
| 14 | Vegetable products n.e.s.                   |                     |      |      |      |      |                        |                  |
| 15 | Animal or vegetable fats & oils             | 0                   | 1    | 0    | 1    | 0    | 0.0                    | -100.0           |
| 16 | Preparations of meat                        |                     |      |      |      |      |                        |                  |
| 17 | Sugars & sugar confectionery                | 3                   |      |      |      | 0    | 0.0                    |                  |
| 18 | Cocoa & cocoa preparations                  |                     | 0    |      |      |      |                        |                  |
| 19 | Preps. of cereals, flour, starch, etc.      |                     |      |      |      | 0    | 0.0                    |                  |
| 20 | Preps. of vegetables, fruits, nuts & plants |                     |      |      | 0    | 0    | 0.0                    |                  |
| 21 | Miscellaneous edible preparations           |                     | 0    | 0    | 0    | 0    | 0.0                    |                  |
| 22 | Beverages, spirits & vinegar                | 0                   | 0    | 0    | 0    | 0    | 0.0                    |                  |
| 23 | Residues and waste from food industry       |                     |      | 0    |      | 0    | 0.0                    |                  |
| 24 | Tobacco & tobacco products                  | 32                  | 27   | 42   | 36   | 47   | 62.7                   | 30.6             |
|    | Other WTO products outside chapters 1-24    | 0                   | 0    | 0    | 1    | 0    | 0.0                    | -100.0           |