



# AGRI-FOOD TRADE STATISTICAL FACTSHEET

## European Union - St Pierre and Miquelon

### Notes to the reader:

The data used in this factsheet were provided by ISDB and extracted from the **COMEXT-EUROSTAT** database unless otherwise indicated, in statistical regime IV.

"EU" refers to the European Union at 27 members (after the withdrawal of the UK) for all years indicated.

"Agri-Food products" refers to the WTO definition of agricultural products and includes the chapters 1-24 (excluding fish and fish products) of the Harmonised System, and a number of headings in chapters 29, 33, 35, 38, 41, 43 and 50-53. The aggregate of EU Agri-Food trade does not contain tariff codes CN 3302.10.40 and CN 3302.10.90 (some odoriferous substances which are regarded as industrial products).

The details of the **product categories** referred to in this factsheet are available on: [https://ec.europa.eu/info/sites/info/files/food-farming-fisheries/farming/documents/agrifood-product-classes-details\\_en.pdf](https://ec.europa.eu/info/sites/info/files/food-farming-fisheries/farming/documents/agrifood-product-classes-details_en.pdf)

More trade statistics including main economic indicators, GDP by sector, trade in goods and trade in commercial services are provided by the EU Commission Directorate-General for Trade on their website: <http://ec.europa.eu/trade/policy/countries-and-regions/statistics/>

**Extraction date:** 16-03-2022

| Table of Contents   | pg |
|---|----|
| 1. Selection of indicators  |    |
| - Agricultural indicators   | 2  |
| - Trade indicators  | 2  |
| - Ranking of EU main Agri-Food trade partners and St Pierre and Miquelon    | 2  |
| 2. Structure of EU Agri-Food trade with St Pierre and Miquelon, 2011 - 2021 | 3  |
| 3. EU Agri-Food EXPORTS to St Pierre and Miquelon by product category       |    |
| - Top EU Agri-Food exports in 2021  | 4  |
| - Evolution of 20 top EU Agri-Food exports, 2017 - 2021                     | 4  |
| - Evolution of EU Agri-Food exports, 2017 - 2021                            | 5  |
| 4. EU Agri-Food IMPORTS from St Pierre and Miquelon by product category     |    |
| - Top EU Agri-Food imports in 2021  | 6  |
| - Evolution of 20 top EU Agri-Food imports, 2017 - 2021                     | 6  |
| - Evolution of EU Agri-Food imports, 2017 - 2021                            | 7  |
| 5. EU Agri-Food trade with St Pierre and Miquelon by HS chapters            |    |
| - Evolution of EU Agri-Food exports, 2017 - 2021                            | 8  |
| - Evolution of EU Agri-Food imports, 2017 - 2021                            | 8  |

### DISCLAIMER

Any error in the data provided is the sole responsibility of the EU Commission Directorate-General for Agriculture and Rural Development Unit G.1.

Please send your feedback to: [agri-G1@ec.europa.eu](mailto:agri-G1@ec.europa.eu)

## EU Agri-Food trade with: St Pierre and Miquelon

### 1. Selection of indicators

#### Agricultural indicators

|                              | Unit                    | Period | World | Partner |
|------------------------------|-------------------------|--------|-------|---------|
| 1 Agriculture, value added   | (% of GDP)              | 2020   | 4.3   | n.a.    |
| 2 Employment in agriculture  | (% of total employment) | 2019   | 26.7  | n.a.    |
| 3 Arable land                | (ha)                    |        | n.a.  | n.a.    |
| 4 Crop production index      | (2004 2006 = 100)       | 2014   | 0.2   | n.a.    |
| 5 Livestock production index | (2004 2006 = 100)       | 2014   | 0.2   | n.a.    |
| 6 Food production index      | (2004 2006 = 100)       | 2014   | 0.2   | n.a.    |
| 7 Rural population           | (% of total population) | 2020   | 43.8  | n.a.    |

Source: World Bank

#### Trade indicators

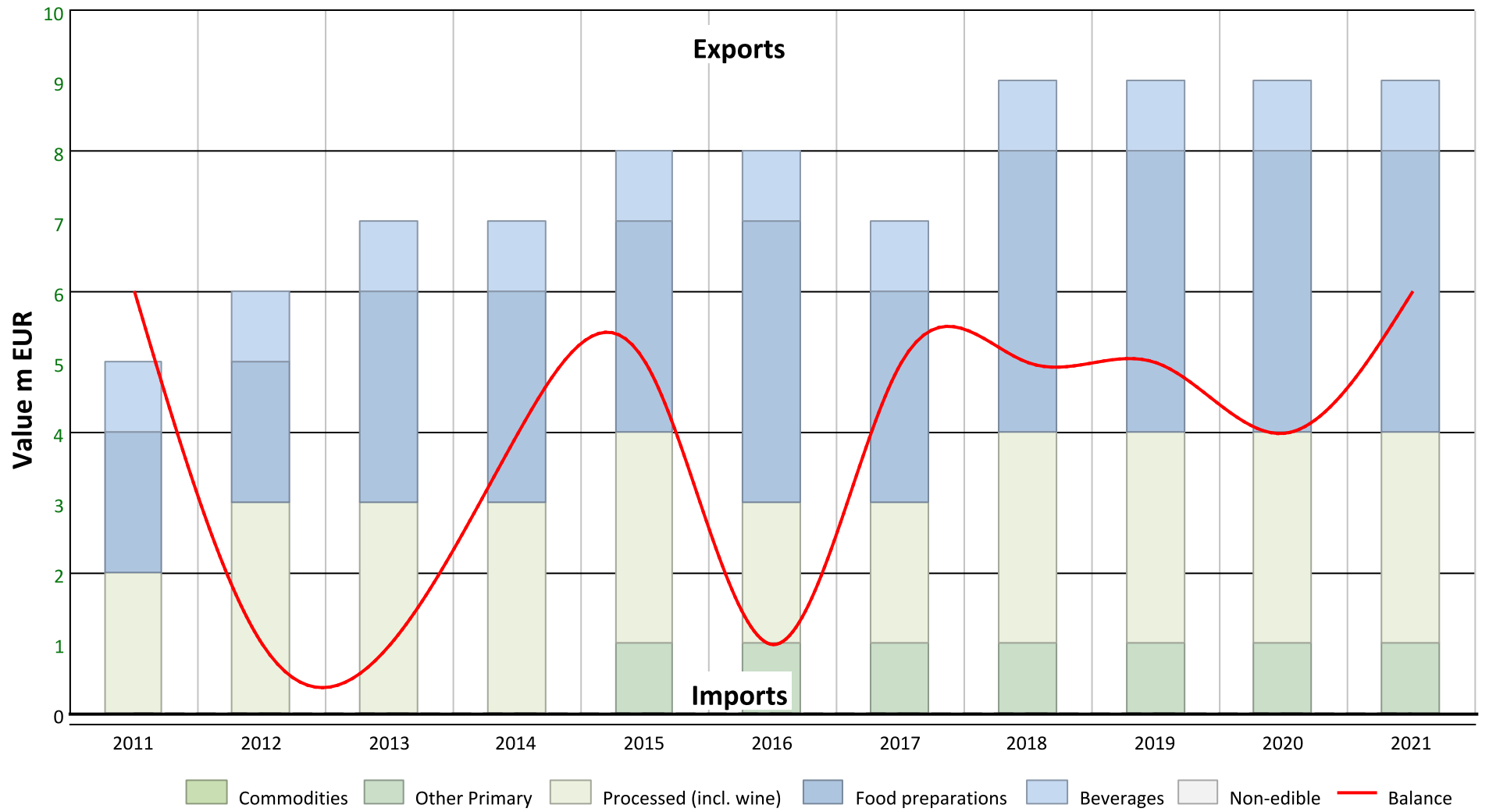
|  | Unit  | Exports   | Imports   | Balance |
|--|-------|-----------|-----------|---------|
| <b>EU27 Agri-Food trade with St Pierre and Miquelon</b>    |       |           |           |         |
| Agri-Food trade value                                      | m EUR | 9         | 0         | 9       |
| - as share of EU27 total Agri-Food trade                   | (%)   | 0.0       | 0.0       |         |
| - as share of EU27 total trade with St Pierre and Miquelon | (%)   | 21.4      | 0.0       |         |
| % change 2020 - 2021                                       |       | 12.5      |           |         |
| Annual rate of change from 2011 - 2021                     | (%)   | 4.1       |           |         |
|  |       |           |           |         |
| <b>EU27 total trade with St Pierre and Miquelon</b>        |       |           |           |         |
| Total trade value  | m EUR | 42        | 2         | 40      |
| - as share of EU27 total trade                             | (%)   | 0.0       | 0.0       |         |
|  |       |           |           |         |
| <b>EU27 world trade</b>                                    |       |           |           |         |
| Total trade value  | m EUR | 2 180 402 | 2 112 458 | 67 944  |
| Total Agri-Food trade                                      | m EUR | 198 068   | 130 158   | 67 910  |
| - as share of EU27 total trade                             | (%)   | 9.1       | 6.2       | 100.0   |

#### Ranking of EU main Agri-Food trade partners and St Pierre and Miquelon

| Top Destinations: 2021 |                               |                     |                  | Top Origins: 2021 |                               |                     |                  |
|------------------------|-------------------------------|---------------------|------------------|-------------------|-------------------------------|---------------------|------------------|
|                        |                               | Value (million EUR) | % Share Extra-EU |                   |                               | Value (million EUR) | % Share Extra-EU |
| 1                      | United Kingdom                | 41 926              | 21.4             | 1                 | Brazil                        | 13 542              | 10.5             |
| 2                      | USA                           | 24 499              | 12.5             | 2                 | United Kingdom                | 11 837              | 9.2              |
| 3                      | China                         | 17 135              | 8.7              | 3                 | USA                           | 9 258               | 7.2              |
| 4                      | Switzerland                   | 9 846               | 5.0              | 4                 | Ukraine                       | 6 896               | 5.3              |
| 5                      | Japan                         | 7 384               | 3.8              | 5                 | China                         | 6 094               | 4.7              |
| 6                      | Russia                        | 7 355               | 3.7              | 6                 | Indonesia                     | 5 607               | 4.3              |
| 7                      | Norway                        | 5 412               | 2.8              | 7                 | Argentina                     | 5 189               | 4.0              |
| 8                      | Canada                        | 4 049               | 2.1              | 8                 | Turkey                        | 5 030               | 3.9              |
| 9                      | South Korea                   | 3 939               | 2.0              | 9                 | Switzerland                   | 4 520               | 3.5              |
| 10                     | Saudi Arabia                  | 3 631               | 1.8              | 10                | Ivory Coast                   | 3 340               | 2.6              |
| 11                     | Turkey                        | 3 555               | 1.8              | 11                | India                         | 2 920               | 2.3              |
| 12                     | Australia                     | 3 299               | 1.7              | 12                | Canada                        | 2 828               | 2.2              |
| 13                     | Ukraine                       | 3 107               | 1.6              | 13                | Peru                          | 2 708               | 2.1              |
| 14                     | Algeria                       | 2 950               | 1.5              | 14                | Malaysia                      | 2 680               | 2.1              |
| 15                     | Israel                        | 2 647               | 1.3              | 15                | Morocco                       | 2 628               | 2.0              |
| 16                     | Morocco                       | 2 364               | 1.2              | 16                | South Africa                  | 2 291               | 1.8              |
| 17                     | United Arab Emirates          | 2 347               | 1.2              | 17                | Vietnam                       | 2 233               | 1.7              |
| 18                     | Egypt                         | 2 181               | 1.1              | 18                | Russia                        | 2 180               | 1.7              |
| 19                     | Hong Kong                     | 2 157               | 1.1              | 19                | Colombia                      | 2 145               | 1.7              |
| 20                     | Singapore                     | 1 957               | 1.0              | 20                | Serbia                        | 1 962               | 1.5              |
| 161                    | <b>St Pierre and Miquelon</b> | 9                   | 0.0              | 177               | <b>St Pierre and Miquelon</b> | 0                   | 0.0              |
|                        | Rest of the World             | 44 560              | 21.7             |                   | Rest of the World             | 33 352              | 25.0             |

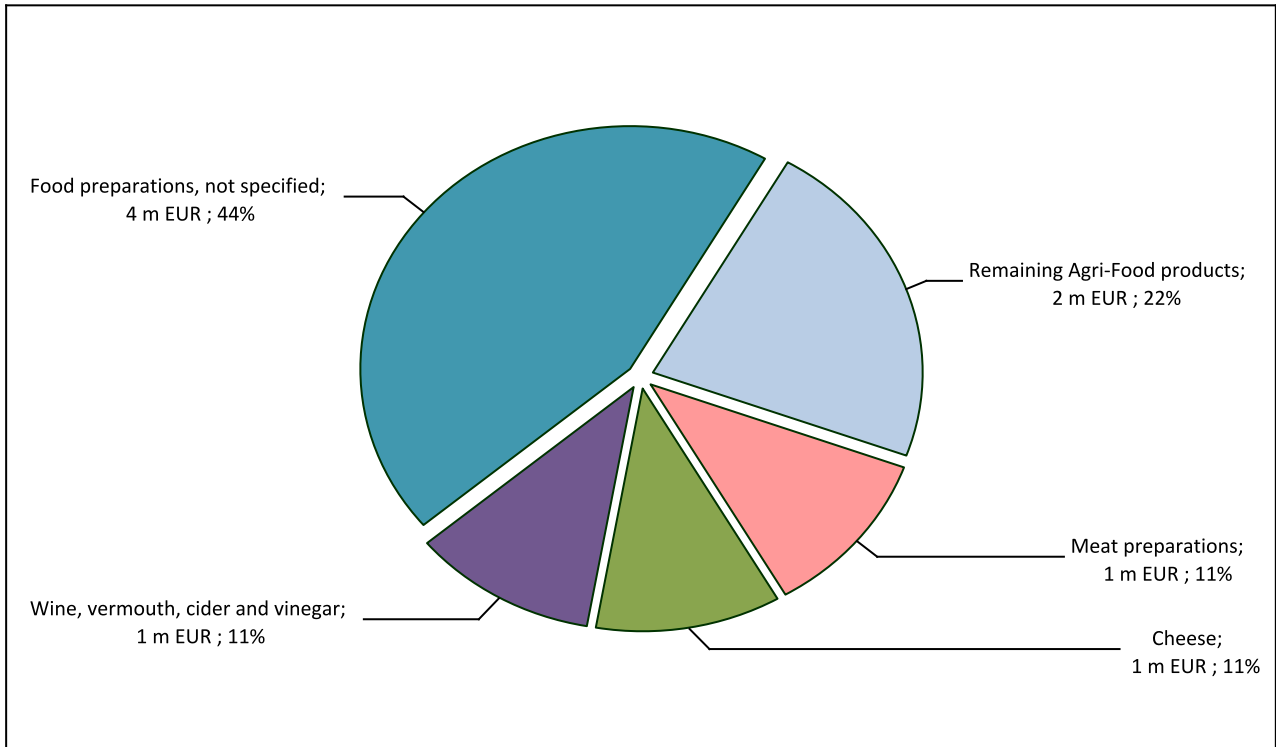
EU Agri-Food trade with: St Pierre and Miquelon

2. Structure of EU Agri-Food trade with St Pierre and Miquelon, 2011 - 2021



3. EU Agri-Food EXPORTS to St Pierre and Miquelon by product category

Top EU Agri-Food exports to St Pierre and Miquelon in 2021



Evolution of 20 top EU Agri-Food exports to St Pierre and Miquelon, 2017 - 2021

|    |   | Exports             |      |      |      |      |                        |                  |
|----|---|---------------------|------|------|------|------|------------------------|------------------|
|    |   | Value (million EUR) |      |      |      |      | %                      |                  |
|    |   | 2017                | 2018 | 2019 | 2020 | 2021 | Share in all Agri 2021 | Change 2020-2021 |
| 1  | Food preparations, not specified                                  | 2                   | 3    | 3    | 3    | 4    | 44.4                   | 33.3             |
| 2  | Wine, vermouth, cider and vinegar                                 | 1                   | 1    | 1    | 1    | 1    | 11.1                   | 0.0              |
| 3  | Cheese  | 0                   | 1    | 1    | 1    | 1    | 11.1                   | 0.0              |
| 4  | Meat preparations   | 1                   | 1    | 0    | 1    | 1    | 11.1                   | 0.0              |
| 5  | Preparations of vegetables, fruit or nuts                         | 0                   | 0    | 0    | 0    | 0    | 0.0                    |                  |
| 6  | Fresh milk and cream, buttermilk and yoghurt                      | 0                   | 0    | 0    | 0    | 0    | 0.0                    |                  |
| 7  | Chocolate, confectionery and ice cream                            | 0                   | 0    | 0    | 0    | 0    | 0.0                    |                  |
| 8  | Waters and soft drinks  | 0                   | 0    | 0    | 0    | 0    | 0.0                    |                  |
| 9  | Spirits and liqueurs  | 0                   | 0    | 0    | 0    | 0    | 0.0                    |                  |
| 10 | Beer  | 0                   | 0    | 0    | 0    | 0    | 0.0                    |                  |
| 11 | Cigars and cigarettes   | 0                   | 0    | 0    | 0    | 0    | 0.0                    |                  |
| 12 | Pasta, pastry, biscuits and bread                                 | 1                   | 0    | 0    | 0    | 0    | 0.0                    |                  |
| 13 | Butter  | 0                   | 0    | 0    | 0    | 0    | 0.0                    |                  |
| 14 | Vegetables, fresh, chilled and dried                              | 0                   | 0    | 0    | 0    | 0    | 0.0                    |                  |
| 15 | Soups and sauces  | 0                   | 0    | 0    | 0    | 0    | 0.0                    |                  |
| 16 | Roasted coffee and tea  | 0                   | 0    | 0    | 0    | 0    | 0.0                    |                  |
| 17 | Bovine meat, fresh, chilled and frozen                            |                     |      |      | 0    | 0    | 0.0                    |                  |
| 18 | Infant food and other cereals, flour, starch or milk preparations | 0                   | 0    | 0    | 0    | 0    | 0.0                    |                  |
| 19 | Milk powders and whey   | 0                   | 0    | 0    | 0    | 0    | 0.0                    |                  |
| 20 | Coffee and tea extracts   | 0                   | 0    | 0    | 0    | 0    | 0.0                    |                  |
|    | Remaining Agri-Food products                                      | 0                   | 0    | 0    | 0    | 0    | 0.0                    |                  |


# EU Agri-Food trade with: St Pierre and Miquelon

## Evolution of EU Agri-Food exports to St Pierre and Miquelon, 2017 - 2021

|  | Exports             |          |          |          |          |                        |                  |
|--|---------------------|----------|----------|----------|----------|------------------------|------------------|
|  | Value (million EUR) |          |          |          |          | %                      |                  |
|  | 2017                | 2018     | 2019     | 2020     | 2021     | Share in all Agri 2021 | Change 2020-2021 |
| <b>Agri Food</b>   | <b>8</b>            | <b>8</b> | <b>8</b> | <b>8</b> | <b>9</b> | <b>100.0</b>           | <b>12.5</b>      |
| <b>Agricultural food and feed products</b>                           | <b>3</b>            | <b>3</b> | <b>3</b> | <b>4</b> | <b>4</b> | <b>44.4</b>            | <b>0.0</b>       |
| - Commodities  | 0                   | 0        | 0        | 0        | 0        | 0.0                    |                  |
| -- Wheat   |                     |          |          |          |          |                        |                  |
| -- Cereals, other than wheat and rice                                | 0                   | 0        |          | 0        | 0        | 0.0                    |                  |
| -- Rice  | 0                   | 0        | 0        | 0        | 0        | 0.0                    |                  |
| -- Flours and other products of the milling industry                 | 0                   | 0        | 0        | 0        | 0        | 0.0                    |                  |
| -- Malt  |                     |          |          |          | 0        | 0.0                    |                  |
| -- Starches, inulin & gluten   |                     |          |          |          | 0        | 0.0                    |                  |
| -- Soyabeans   |                     |          |          |          |          |                        |                  |
| -- Oilseeds, other than soyabeans                                    | 0                   |          | 0        | 0        |          |                        |                  |
| -- Palm & palm kernel oils   |                     |          |          | 0        | 0        | 0.0                    |                  |
| -- Vegetable oils other than palm & olive oils                       | 0                   | 0        | 0        | 0        | 0        | 0.0                    |                  |
| -- Oilcakes  |                     |          |          |          |          |                        |                  |
| -- Other feed and feed ingredients                                   |                     |          |          | 0        | 0        | 0.0                    |                  |
| -- Beet and cane sugar   | 0                   | 0        | 0        | 0        | 0        | 0.0                    |                  |
| -- Sugar, other than beet & cane                                     | 0                   | 0        | 0        | 0        | 0        | 0.0                    |                  |
| -- Milk powders and whey   | 0                   | 0        | 0        | 0        | 0        | 0.0                    |                  |
| -- Butter  | 0                   | 0        | 0        | 0        | 0        | 0.0                    |                  |
| -- Gums, resins and plant extracts                                   | 0                   | 0        | 0        | 0        |          |                        |                  |
| -- Unroasted coffee, tea in bulk & mate                              | 0                   | 0        | 0        |          | 0        | 0.0                    |                  |
| -- Cocoa beans   |                     |          | 0        | 0        | 0        | 0.0                    |                  |
| -- Cocoa paste and powder  | 0                   | 0        | 0        | 0        | 0        | 0.0                    |                  |
| -- Agricultural commodities, not specified                           | 0                   | 0        | 0        | 0        |          |                        |                  |
| - Other primary  | 1                   | 1        | 1        | 1        | 1        | 11.1                   | 0.0              |
| -- Live animals  | 0                   |          |          |          |          |                        |                  |
| -- Bovine meat, fresh, chilled and frozen                            |                     |          |          | 0        | 0        | 0.0                    |                  |
| -- Pigmeat, fresh, chilled and frozen                                |                     |          |          | 0        |          |                        |                  |
| -- Poultry meat, fresh, chilled and frozen                           | 0                   | 0        | 0        | 0        | 0        | 0.0                    |                  |
| -- Sheep and goat meat, fresh, chilled and frozen                    |                     |          | 0        |          | 0        | 0.0                    |                  |
| -- Offal, animal fats and other meats, fresh, chilled and frozen     | 0                   | 0        | 0        | 0        | 0        | 0.0                    |                  |
| -- Fresh milk and cream, buttermilk and yoghurt                      | 0                   | 0        | 0        | 0        | 0        | 0.0                    |                  |
| -- Eggs and honey  | 0                   | 0        | 0        | 0        | 0        | 0.0                    |                  |
| -- Vegetables, fresh, chilled and dried                              | 0                   | 0        | 0        | 0        | 0        | 0.0                    |                  |
| -- Fruit, fresh or dried, excl. citrus & tropical fruit              | 0                   | 0        | 0        | 0        | 0        | 0.0                    |                  |
| -- Citrus fruit  |                     |          | 0        | 0        |          |                        |                  |
| -- Tropical fruit, fresh or dried, nuts and spices                   | 0                   | 0        | 0        | 0        | 0        | 0.0                    |                  |
| -- Miscellaneous seeds and hop cones                                 | 0                   | 0        | 0        | 0        | 0        | 0.0                    |                  |
| -- Agricultural primary food products, not specified                 |                     |          |          |          |          |                        |                  |
| - Processed (incl. wine)   | 2                   | 3        | 3        | 3        | 3        | 33.3                   | 0.0              |
| -- Meat preparations   | 1                   | 1        | 0        | 1        | 1        | 11.1                   | 0.0              |
| -- Cheese  | 0                   | 1        | 1        | 1        | 1        | 11.1                   | 0.0              |
| -- Olive oil   | 0                   | 0        | 0        | 0        | 0        | 0.0                    |                  |
| -- Preparations of vegetables, fruit or nuts                         | 0                   | 0        | 0        | 0        | 0        | 0.0                    |                  |
| -- Fruit juices  | 0                   | 0        | 0        | 0        | 0        | 0.0                    |                  |
| -- Wine, vermouth, cider and vinegar                                 | 1                   | 1        | 1        | 1        | 1        | 11.1                   | 0.0              |
| -- Roasted coffee and tea  | 0                   | 0        | 0        | 0        | 0        | 0.0                    |                  |
| <b>Food preparations and beverages</b>                               | <b>4</b>            | <b>5</b> | <b>4</b> | <b>4</b> | <b>5</b> | <b>55.6</b>            | <b>25.0</b>      |
| - Food preparations  | 3                   | 4        | 4        | 4        | 4        | 44.4                   | 0.0              |
| -- Chocolate, confectionery and ice cream                            | 0                   | 0        | 0        | 0        | 0        | 0.0                    |                  |
| -- Infant food and other cereals, flour, starch or milk preparations | 0                   | 0        | 0        | 0        | 0        | 0.0                    |                  |
| -- Pasta, pastry, biscuits and bread                                 | 1                   | 0        | 0        | 0        | 0        | 0.0                    |                  |
| -- Soups and sauces  | 0                   | 0        | 0        | 0        | 0        | 0.0                    |                  |
| -- Coffee and tea extracts   | 0                   | 0        | 0        | 0        | 0        | 0.0                    |                  |
| -- Food preparations, not specified                                  | 2                   | 3        | 3        | 3        | 4        | 44.4                   | 33.3             |
| -- Pet food  | 0                   | 0        | 0        | 0        | 0        | 0.0                    |                  |
| - Beverages  | 1                   | 1        | 1        | 1        | 1        | 11.1                   | 0.0              |
| -- Waters and soft drinks  | 0                   | 0        | 0        | 0        | 0        | 0.0                    |                  |
| -- Beer  | 0                   | 0        | 0        | 0        | 0        | 0.0                    |                  |
| -- Spirits and liqueurs  | 0                   | 0        | 0        | 0        | 0        | 0.0                    |                  |
| -- Odoriferous substances  |                     |          |          |          |          |                        |                  |
| <b>Non-edible</b>  | <b>0</b>            | <b>0</b> | <b>0</b> | <b>0</b> | <b>0</b> | <b>0.0</b>             |                  |
| - Non-edible   | 0                   | 0        | 0        | 0        | 0        | 0.0                    |                  |
| -- Raw hides, skins and furskins                                     |                     |          |          |          |          |                        |                  |
| -- Non-edible animal products  | 0                   |          |          | 0        |          |                        |                  |
| -- Wool and silk   |                     |          |          |          |          |                        |                  |
| -- Cotton, flax and hemp, and plaiting materials                     |                     | 0        |          |          | 0        | 0.0                    |                  |
| -- Cut flowers and plants  |                     |          |          |          | 0        | 0.0                    |                  |
| -- Bulbs, roots and live plants                                      | 0                   | 0        | 0        | 0        | 0        | 0.0                    |                  |
| -- Raw tobacco   |                     |          |          |          |          |                        |                  |
| -- Cigars and cigarettes   | 0                   | 0        | 0        | 0        | 0        | 0.0                    |                  |
| -- Fatty acids and waxes   |                     |          |          |          | 0        | 0.0                    |                  |
| -- Sugar alcohols  |                     |          |          |          |          |                        |                  |
| -- Essential oils  | 0                   | 0        | 0        | 0        | 0        | 0.0                    |                  |
| -- Ethanol   | 0                   | 0        | 0        | 0        | 0        | 0.0                    |                  |
| -- Casein, other albuminoidal substances and modified starches       | 0                   | 0        | 0        | 0        | 0        | 0.0                    |                  |
| -- Non-edible, not specified   |                     |          |          |          |          |                        |                  |
| -- Products non-attributable   |                     | 0        |          |          |          |                        |                  |

4. EU Agri-Food IMPORTS from St Pierre and Miquelon by product category

Top EU Agri-Food imports from St Pierre and Miquelon in 2021



Evolution of 20 top EU Agri-Food imports from St Pierre and Miquelon, 2017 - 2021

|   |   | Imports             |      |      |      |      |                        |                  |  |
|---|---|---------------------|------|------|------|------|------------------------|------------------|--|
|   |   | Value (million EUR) |      |      |      |      | %                      |                  |  |
|   |   | 2017                | 2018 | 2019 | 2020 | 2021 | Share in all Agri 2021 | Change 2020-2021 |  |
| 1 | Cotton, flax and hemp, and plaiting materials                 |                     |      |      |      | 0    |                        |                  |  |
| 2 | Waters and soft drinks  | 0                   | 0    | 0    | 0    | 0    |                        |                  |  |
| 3 | Non-edible animal products                                    |                     |      |      |      | 0    |                        |                  |  |
| 4 | Offal, animal fats and other meats, fresh, chilled and frozen | 0                   | 0    | 0    |      | 0    |                        |                  |  |
| 5 | Poultry meat, fresh, chilled and frozen                       | 0                   | 0    | 0    |      | 0    |                        |                  |  |
| 6 | Pet food  | 0                   | 0    | 0    |      | 0    |                        |                  |  |
| 7 | Fruit, fresh or dried, excl. citrus & tropical fruit          |                     |      |      |      | 0    |                        |                  |  |
| 8 | Pasta, pastry, biscuits and bread                             | 0                   |      |      |      |      |                        |                  |  |
| 8 | Wine, vermouth, cider and vinegar                             |                     |      |      | 0    |      |                        |                  |  |

# EU Agri-Food trade with: St Pierre and Miquelon

## Evolution of EU Agri-Food imports from St Pierre and Miquelon, 2017 - 2021

|   | Imports             |      |      |      |      |                        |                  |
|---|---------------------|------|------|------|------|------------------------|------------------|
|   | Value (million EUR) |      |      |      |      | %                      |                  |
|   | 2017                | 2018 | 2019 | 2020 | 2021 | Share in all Agri 2021 | Change 2020-2021 |
| <b>Agri Food</b>  | 0                   | 0    | 0    | 0    | 0    |                        |                  |
| <b>Agricultural food and feed products</b>                | 0                   | 0    | 0    | 0    | 0    |                        |                  |
| - <b>Commodities</b>                                      |                     |      |      |      |      |                        |                  |
| -- Wheat  |                     |      |      |      |      |                        |                  |
| -- Cereals, other than wheat and rice                     |                     |      |      |      |      |                        |                  |
| -- Rice   |                     |      |      |      |      |                        |                  |
| -- Flours and other products of the milling industry      |                     |      |      |      |      |                        |                  |
| -- Malt   |                     |      |      |      |      |                        |                  |
| -- Starches, inulin & gluten                              |                     |      |      |      |      |                        |                  |
| -- Soyabeans  |                     |      |      |      |      |                        |                  |
| -- Oilseeds, other than soyabeans                         |                     |      |      |      |      |                        |                  |
| -- Palm & palm kernel oils                                |                     |      |      |      |      |                        |                  |
| -- Vegetable oils other than palm & olive oils            |                     |      |      |      |      |                        |                  |
| -- Oilcakes   |                     |      |      |      |      |                        |                  |
| -- Other feed and feed ingredients                        |                     |      |      |      |      |                        |                  |
| -- Beet and cane sugar                                    |                     |      |      |      |      |                        |                  |
| -- Sugar, other than beet & cane                          |                     |      |      |      |      |                        |                  |
| -- Milk powders and whey                                  |                     |      |      |      |      |                        |                  |
| -- Butter   |                     |      |      |      |      |                        |                  |
| -- Gums, resins and plant extracts                        |                     |      |      |      |      |                        |                  |
| -- Unroasted coffee, tea in bulk & mate                   |                     |      |      |      |      |                        |                  |
| -- Cocoa beans  |                     |      |      |      |      |                        |                  |
| -- Cocoa paste and powder                                 |                     |      |      |      |      |                        |                  |
| -- Agricultural commodities, not specified                |                     |      |      |      |      |                        |                  |
| - <b>Other primary</b>                                    | 0                   | 0    | 0    |      | 0    |                        |                  |
| -- Live animals   |                     |      |      |      |      |                        |                  |
| -- Bovine meat, fresh, chilled and frozen                 |                     |      |      |      |      |                        |                  |
| -- Pigmeat, fresh, chilled and frozen                     |                     |      |      |      |      |                        |                  |
| -- Poultry meat, fresh, chilled and frozen                | 0                   | 0    | 0    |      | 0    |                        |                  |
| -- Sheep and goat meat, fresh, chilled and frozen         |                     |      |      |      |      |                        |                  |
| -- Offal, animal fats and other meats, fresh, chilled and | 0                   | 0    | 0    |      | 0    |                        |                  |
| -- Fresh milk and cream, buttermilk and yoghurt           |                     |      |      |      |      |                        |                  |
| -- Eggs and honey   |                     |      |      |      |      |                        |                  |
| -- Vegetables, fresh, chilled and dried                   |                     |      |      |      |      |                        |                  |
| -- Fruit, fresh or dried, excl. citrus & tropical fruit   |                     |      |      |      | 0    |                        |                  |
| -- Citrus fruit   |                     |      |      |      |      |                        |                  |
| -- Tropical fruit, fresh or dried, nuts and spices        |                     |      |      |      |      |                        |                  |
| -- Miscellaneous seeds and hop cones                      |                     |      |      |      |      |                        |                  |
| -- Agricultural primary food products, not specified      |                     |      |      |      |      |                        |                  |
| - <b>Processed (incl. wine)</b>                           |                     |      |      | 0    |      |                        |                  |
| -- Meat preparations                                      |                     |      |      |      |      |                        |                  |
| -- Cheese   |                     |      |      |      |      |                        |                  |
| -- Olive oil  |                     |      |      |      |      |                        |                  |
| -- Preparations of vegetables, fruit or nuts              |                     |      |      |      |      |                        |                  |
| -- Fruit juices   |                     |      |      |      |      |                        |                  |
| -- Wine, vermouth, cider and vinegar                      |                     |      |      | 0    |      |                        |                  |
| -- Roasted coffee and tea                                 |                     |      |      |      |      |                        |                  |
| <b>Food preparations and beverages</b>                    | 0                   | 0    | 0    | 0    | 0    |                        |                  |
| - <b>Food preparations</b>                                | 0                   | 0    | 0    |      | 0    |                        |                  |
| -- Chocolate, confectionery and ice cream                 |                     |      |      |      |      |                        |                  |
| -- Infant food and other cereals, flour, starch or milk   |                     |      |      |      |      |                        |                  |
| -- Pasta, pastry, biscuits and bread                      | 0                   |      |      |      |      |                        |                  |
| -- Soups and sauces                                       |                     |      |      |      |      |                        |                  |
| -- Coffee and tea extracts                                |                     |      |      |      |      |                        |                  |
| -- Food preparations, not specified                       |                     |      |      |      |      |                        |                  |
| -- Pet food   | 0                   | 0    | 0    |      | 0    |                        |                  |
| - <b>Beverages</b>  | 0                   | 0    | 0    | 0    | 0    |                        |                  |
| -- Waters and soft drinks                                 | 0                   | 0    | 0    | 0    | 0    |                        |                  |
| -- Beer   |                     |      | 0    |      |      |                        |                  |
| -- Spirits and liqueurs                                   |                     |      |      |      |      |                        |                  |
| -- Odoriferous substances                                 |                     |      |      |      |      |                        |                  |
| <b>Non-edible</b>   |                     |      |      |      | 0    |                        |                  |
| - <b>Non-edible</b>                                       |                     |      |      |      | 0    |                        |                  |
| -- Raw hides, skins and furskins                          |                     |      |      |      |      |                        |                  |
| -- Non-edible animal products                             |                     |      |      |      | 0    |                        |                  |
| -- Wool and silk  |                     |      |      |      |      |                        |                  |
| -- Cotton, flax and hemp, and plaiting materials          |                     |      |      |      | 0    |                        |                  |
| -- Cut flowers and plants                                 |                     |      |      |      |      |                        |                  |
| -- Bulbs, roots and live plants                           |                     |      |      |      |      |                        |                  |
| -- Raw tobacco  |                     |      |      |      |      |                        |                  |
| -- Cigars and cigarettes                                  |                     |      |      |      |      |                        |                  |
| -- Fatty acids and waxes                                  |                     |      |      |      |      |                        |                  |
| -- Sugar alcohols   |                     |      |      |      |      |                        |                  |
| -- Essential oils   |                     |      |      |      |      |                        |                  |
| -- Ethanol  |                     |      |      |      |      |                        |                  |
| -- Casein, other albuminoidal substances and modified     |                     |      |      |      |      |                        |                  |
| -- Non-edible, not specified                              |                     |      |      |      |      |                        |                  |
| -- Products non-attributable                              |                     |      |      |      |      |                        |                  |

## EU Agri-Food trade with: St Pierre and Miquelon

### 5. EU Agri-Food trade with St Pierre and Miquelon by HS chapters

#### Evolution of EU Agri-Food exports to St Pierre and Miquelon, 2017 - 2021

|    |   | Exports             |      |      |      |      |                        |                  |
|----|---|---------------------|------|------|------|------|------------------------|------------------|
|    |   | Value (million EUR) |      |      |      |      | %                      |                  |
|    |   | 2017                | 2018 | 2019 | 2020 | 2021 | Share in all Agri 2021 | Change 2020-2021 |
|    | Agri Food                                   | 8                   | 8    | 8    | 8    | 9    | 100.0                  | 12.5             |
| 01 | Live Animals                                | 0                   |      |      |      |      |                        |                  |
| 02 | Meat and edible meat offal                  | 0                   | 0    | 0    | 0    | 0    | 0.0                    |                  |
| 04 | Dairy produce                               | 1                   | 1    | 1    | 1    | 1    | 11.1                   | 0.0              |
| 05 | Products of animal origin                   | 0                   | 0    |      | 0    | 0    | 0.0                    |                  |
| 06 | Live trees and other plants                 |                     |      |      | 0    | 0    | 0.0                    |                  |
| 07 | Edible vegetables, roots & tubers           | 0                   | 0    | 0    | 0    | 0    | 0.0                    |                  |
| 08 | Edible fruits & nuts                        | 0                   | 0    | 0    | 0    | 0    | 0.0                    |                  |
| 09 | Coffee, tea, mate & spices                  | 0                   | 0    | 0    | 0    | 0    | 0.0                    |                  |
| 10 | Cereals                                     | 0                   | 0    | 0    | 0    | 0    | 0.0                    |                  |
| 11 | Products of the milling industry            | 0                   | 0    | 0    | 0    | 0    | 0.0                    |                  |
| 12 | Oil seeds & oleaginous fruits               | 0                   | 0    | 0    | 0    | 0    | 0.0                    |                  |
| 13 | Lacs, gums, resins & other veg. saps        | 0                   | 0    | 0    | 0    |      |                        |                  |
| 14 | Vegetable products n.e.s.                   |                     | 0    |      |      | 0    | 0.0                    |                  |
| 15 | Animal or vegetable fats & oils             | 0                   | 0    | 0    | 0    | 0    | 0.0                    |                  |
| 16 | Preparations of meat                        | 1                   | 1    | 0    | 1    | 1    | 11.1                   | 0.0              |
| 17 | Sugars & sugar confectionery                | 0                   | 0    | 0    | 0    | 0    | 0.0                    |                  |
| 18 | Cocoa & cocoa preparations                  | 0                   | 0    | 0    | 0    | 0    | 0.0                    |                  |
| 19 | Preps. of cereals, flour, starch, etc.      | 1                   | 0    | 0    | 0    | 0    | 0.0                    |                  |
| 20 | Preps. of vegetables, fruits, nuts & plants | 0                   | 0    | 0    | 0    | 0    | 0.0                    |                  |
| 21 | Miscellaneous edible preparations           | 2                   | 3    | 3    | 3    | 4    | 44.4                   | 33.3             |
| 22 | Beverages, spirits & vinegar                | 2                   | 2    | 2    | 2    | 2    | 22.2                   | 0.0              |
| 23 | Residues and waste from food industry       | 0                   | 0    | 0    | 0    | 0    | 0.0                    |                  |
| 24 | Tobacco & tobacco products                  | 0                   | 0    | 0    | 0    | 0    | 0.0                    |                  |
|    | Other WTO products outside chapters 1-24    | 0                   | 0    | 0    | 0    | 0    | 0.0                    |                  |

#### Evolution of Agri-Food imports from St Pierre and Miquelon, 2017 - 2021

|    |   | Imports             |      |      |      |      |                        |                  |
|----|---|---------------------|------|------|------|------|------------------------|------------------|
|    |   | Value (million EUR) |      |      |      |      | %                      |                  |
|    |   | 2017                | 2018 | 2019 | 2020 | 2021 | Share in all Agri 2021 | Change 2020-2021 |
|    | Agri Food                                   | 0                   | 0    | 0    | 0    | 0    |                        |                  |
| 01 | Live Animals                                |                     |      |      |      |      |                        |                  |
| 02 | Meat and edible meat offal                  | 0                   | 0    | 0    |      | 0    |                        |                  |
| 04 | Dairy produce                               |                     |      |      |      |      |                        |                  |
| 05 | Products of animal origin                   |                     |      |      |      | 0    |                        |                  |
| 06 | Live trees and other plants                 |                     |      |      |      |      |                        |                  |
| 07 | Edible vegetables, roots & tubers           |                     |      |      |      |      |                        |                  |
| 08 | Edible fruits & nuts                        |                     |      |      |      | 0    |                        |                  |
| 09 | Coffee, tea, mate & spices                  |                     |      |      |      |      |                        |                  |
| 10 | Cereals                                     |                     |      |      |      |      |                        |                  |
| 11 | Products of the milling industry            |                     |      |      |      |      |                        |                  |
| 12 | Oil seeds & oleaginous fruits               |                     |      |      |      |      |                        |                  |
| 13 | Lacs, gums, resins & other veg. saps        |                     |      |      |      |      |                        |                  |
| 14 | Vegetable products n.e.s.                   |                     |      |      |      |      |                        |                  |
| 15 | Animal or vegetable fats & oils             |                     |      |      |      |      |                        |                  |
| 16 | Preparations of meat                        |                     |      |      |      |      |                        |                  |
| 17 | Sugars & sugar confectionery                |                     |      |      |      |      |                        |                  |
| 18 | Cocoa & cocoa preparations                  |                     |      |      |      |      |                        |                  |
| 19 | Preps. of cereals, flour, starch, etc.      | 0                   |      |      |      |      |                        |                  |
| 20 | Preps. of vegetables, fruits, nuts & plants |                     |      |      |      |      |                        |                  |
| 21 | Miscellaneous edible preparations           |                     |      |      |      |      |                        |                  |
| 22 | Beverages, spirits & vinegar                | 0                   | 0    | 0    | 0    | 0    |                        |                  |
| 23 | Residues and waste from food industry       | 0                   | 0    | 0    |      | 0    |                        |                  |
| 24 | Tobacco & tobacco products                  |                     |      |      |      |      |                        |                  |
|    | Other WTO products outside chapters 1-24    |                     |      |      |      | 0    |                        |                  |