



AGRI-FOOD TRADE STATISTICAL FACTSHEET

European Union - Seychelles

Notes to the reader:

The data used in this factsheet were provided by ISDB and extracted from the **COMEXT-EUROSTAT** database unless otherwise indicated, in statistical regime IV.

"EU" refers to the European Union at 27 members (after the withdrawal of the UK) for all years indicated.

"Agri-Food products" refers to the WTO definition of agricultural products and includes the chapters 1-24 (excluding fish and fish products) of the Harmonised System, and a number of headings in chapters 29, 33, 35, 38, 41, 43 and 50-53. The aggregate of EU Agri-Food trade does not contain tariff codes CN 3302.10.40 and CN 3302.10.90 (some odoriferous substances which are regarded as industrial products).

The details of the **product categories** referred to in this factsheet are available on: https://ec.europa.eu/info/sites/info/files/food-farming-fisheries/farming/documents/agrifood-product-classes-details_en.pdf

More trade statistics including main economic indicators, GDP by sector, trade in goods and trade in commercial services are provided by the EU Commission Directorate-General for Trade on their website: <http://ec.europa.eu/trade/policy/countries-and-regions/statistics/>

Extraction date: 16-03-2022

| Table of Contents | pg |
|---|----|
| 1. Selection of indicators | |
| - Agricultural indicators | 2 |
| - Trade indicators | 2 |
| - Ranking of EU main Agri-Food trade partners and Seychelles | 2 |
| 2. Structure of EU Agri-Food trade with Seychelles, 2011 - 2021 | 3 |
| 3. EU Agri-Food EXPORTS to Seychelles by product category | |
| - Top EU Agri-Food exports in 2021 | 4 |
| - Evolution of 20 top EU Agri-Food exports, 2017 - 2021 | 4 |
| - Evolution of EU Agri-Food exports, 2017 - 2021 | 5 |
| 4. EU Agri-Food IMPORTS from Seychelles by product category | |
| - Top EU Agri-Food imports in 2021 | 6 |
| - Evolution of 20 top EU Agri-Food imports, 2017 - 2021 | 6 |
| - Evolution of EU Agri-Food imports, 2017 - 2021 | 7 |
| 5. EU Agri-Food trade with Seychelles by HS chapters | |
| - Evolution of EU Agri-Food exports, 2017 - 2021 | 8 |
| - Evolution of EU Agri-Food imports, 2017 - 2021 | 8 |

DISCLAIMER

Any error in the data provided is the sole responsibility of the EU Commission Directorate-General for Agriculture and Rural Development Unit G.1.

Please send your feedback to: agri-G1@ec.europa.eu

EU Agri-Food trade with: Seychelles

1. Selection of indicators

Agricultural indicators

| | Unit | Period | World | Partner |
|------------------------------|-------------------------|--------|-------|---------|
| 1 Agriculture, value added | (% of GDP) | 2020 | 4.3 | 1.9 |
| 2 Employment in agriculture | (% of total employment) | 2019 | 26.7 | n.a. |
| 3 Arable land | (ha) | 2018 | n.a. | 150 |
| 4 Crop production index | (2004 2006 = 100) | 2014 | 0.2 | 98.3 |
| 5 Livestock production index | (2004 2006 = 100) | 2014 | 0.2 | 100.4 |
| 6 Food production index | (2004 2006 = 100) | 2014 | 0.2 | 99.2 |
| 7 Rural population | (% of total population) | 2020 | 43.8 | 42.5 |

Source: World Bank

Trade indicators

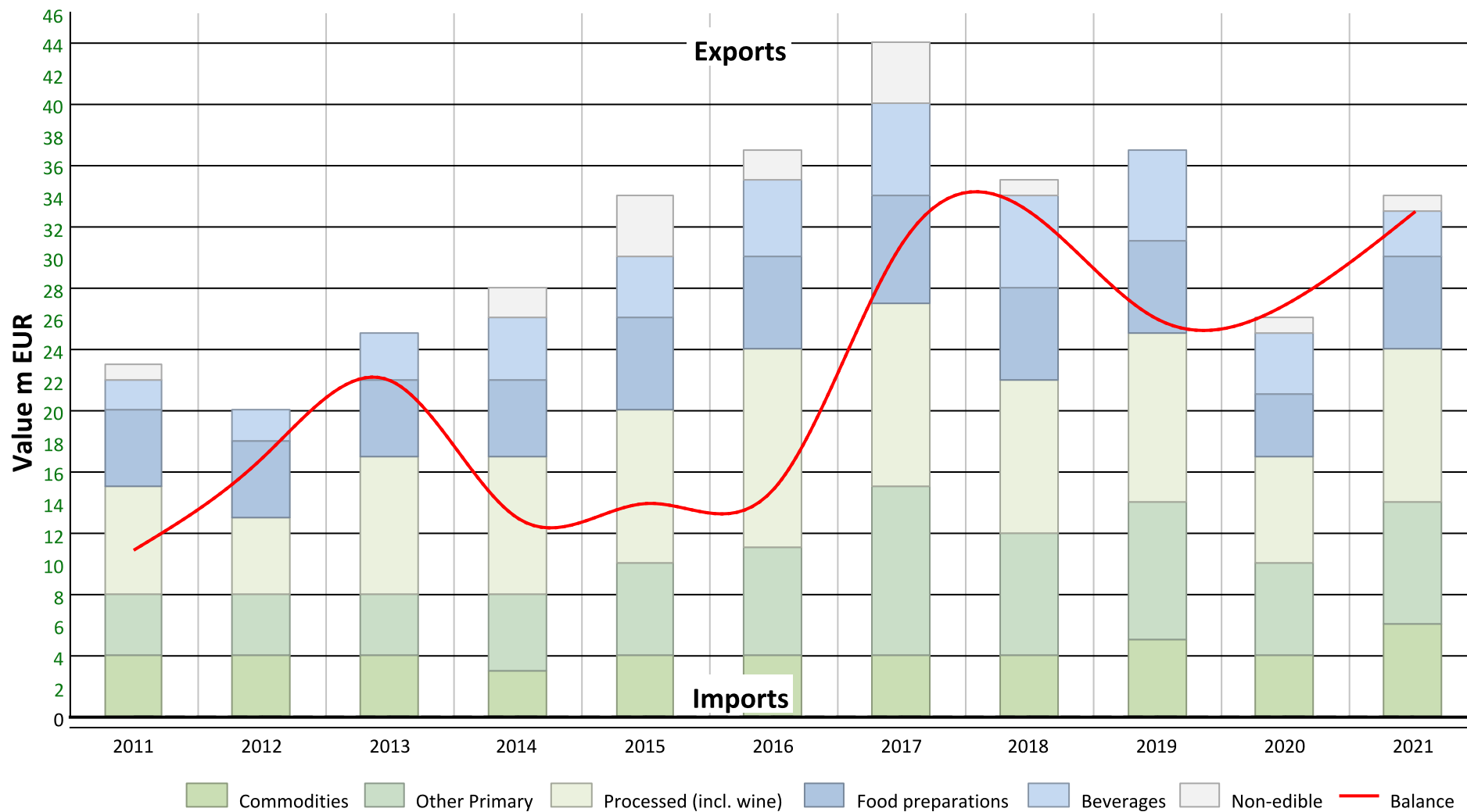
| | Unit | Exports | Imports | Balance |
|--|-------|-----------|-----------|---------|
| EU27 Agri-Food trade with Seychelles | | | | |
| Agri-Food trade value | m EUR | 33 | 1 | 32 |
| - as share of EU27 total Agri-Food trade | (%) | 0.0 | 0.0 | |
| - as share of EU27 total trade with Seychelles | (%) | 16.6 | 0.4 | |
| % change 2020 - 2021 | | 22.2 | | |
| Annual rate of change from 2011 - 2021 | (%) | 4.1 | | |
| EU27 total trade with Seychelles | | | | |
| Total trade value | m EUR | 199 | 245 | -46 |
| - as share of EU27 total trade | (%) | 0.0 | 0.0 | |
| EU27 world trade | | | | |
| Total trade value | m EUR | 2 180 402 | 2 112 458 | 67 944 |
| Total Agri-Food trade | m EUR | 198 068 | 130 158 | 67 910 |
| - as share of EU27 total trade | (%) | 9.1 | 6.2 | 100.0 |

Ranking of EU main Agri-Food trade partners and Seychelles

| Top Destinations: 2021 | | | | Top Origins: 2021 | | | |
|------------------------|----------------------|---------------------|------------------|-------------------|-------------------|---------------------|------------------|
| | | Value (million EUR) | % Share Extra-EU | | | Value (million EUR) | % Share Extra-EU |
| 1 | United Kingdom | 41 926 | 21.4 | 1 | Brazil | 13 542 | 10.5 |
| 2 | USA | 24 499 | 12.5 | 2 | United Kingdom | 11 837 | 9.2 |
| 3 | China | 17 135 | 8.7 | 3 | USA | 9 258 | 7.2 |
| 4 | Switzerland | 9 846 | 5.0 | 4 | Ukraine | 6 896 | 5.3 |
| 5 | Japan | 7 384 | 3.8 | 5 | China | 6 094 | 4.7 |
| 6 | Russia | 7 355 | 3.7 | 6 | Indonesia | 5 607 | 4.3 |
| 7 | Norway | 5 412 | 2.8 | 7 | Argentina | 5 189 | 4.0 |
| 8 | Canada | 4 049 | 2.1 | 8 | Turkey | 5 030 | 3.9 |
| 9 | South Korea | 3 939 | 2.0 | 9 | Switzerland | 4 520 | 3.5 |
| 10 | Saudi Arabia | 3 631 | 1.8 | 10 | Ivory Coast | 3 340 | 2.6 |
| 11 | Turkey | 3 555 | 1.8 | 11 | India | 2 920 | 2.3 |
| 12 | Australia | 3 299 | 1.7 | 12 | Canada | 2 828 | 2.2 |
| 13 | Ukraine | 3 107 | 1.6 | 13 | Peru | 2 708 | 2.1 |
| 14 | Algeria | 2 950 | 1.5 | 14 | Malaysia | 2 680 | 2.1 |
| 15 | Israel | 2 647 | 1.3 | 15 | Morocco | 2 628 | 2.0 |
| 16 | Morocco | 2 364 | 1.2 | 16 | South Africa | 2 291 | 1.8 |
| 17 | United Arab Emirates | 2 347 | 1.2 | 17 | Vietnam | 2 233 | 1.7 |
| 18 | Egypt | 2 181 | 1.1 | 18 | Russia | 2 180 | 1.7 |
| 19 | Hong Kong | 2 157 | 1.1 | 19 | Colombia | 2 145 | 1.7 |
| 20 | Singapore | 1 957 | 1.0 | 20 | Serbia | 1 962 | 1.5 |
| 134 | Seychelles | 33 | 0.0 | 158 | Seychelles | 1 | 0.0 |
| | Rest of the World | 44 560 | 21.7 | | Rest of the World | 33 352 | 25.0 |

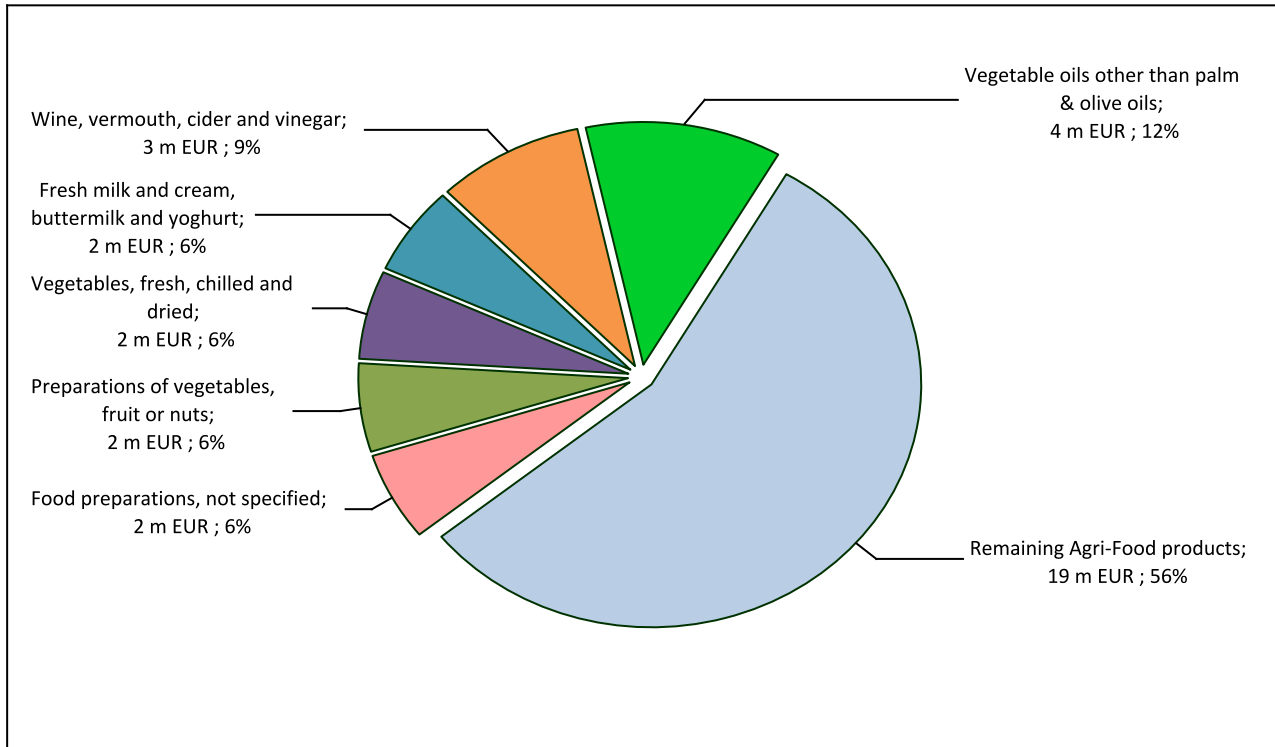
EU Agri-Food trade with: Seychelles

2. Structure of EU Agri-Food trade with Seychelles, 2011 - 2021



3. EU Agri-Food EXPORTS to Seychelles by product category

Top EU Agri-Food exports to Seychelles in 2021



Evolution of 20 top EU Agri-Food exports to Seychelles, 2017 - 2021

| | | Exports | | | | | | |
|----|---|---------------------|------|------|------|------|------------------------|------------------|
| | | Value (million EUR) | | | | | % | |
| | | 2017 | 2018 | 2019 | 2020 | 2021 | Share in all Agri 2021 | Change 2020-2021 |
| 1 | Vegetable oils other than palm & olive oils | 2 | 3 | 2 | 3 | 4 | 12.1 | 33.3 |
| 2 | Wine, vermouth, cider and vinegar | 4 | 4 | 4 | 2 | 3 | 9.1 | 50.0 |
| 3 | Fresh milk and cream, buttermilk and yoghurt | 2 | 2 | 3 | 2 | 2 | 6.1 | 0.0 |
| 4 | Vegetables, fresh, chilled and dried | 2 | 2 | 2 | 1 | 2 | 6.1 | 100.0 |
| 5 | Preparations of vegetables, fruit or nuts | 2 | 2 | 2 | 1 | 2 | 6.1 | 100.0 |
| 6 | Food preparations, not specified | 3 | 2 | 2 | 1 | 2 | 6.1 | 100.0 |
| 7 | Meat preparations | 2 | 2 | 2 | 1 | 2 | 6.1 | 100.0 |
| 8 | Pet food | 0 | 0 | 0 | 0 | 1 | 3.0 | |
| 9 | Cheese | 1 | 1 | 2 | 1 | 1 | 3.0 | 0.0 |
| 10 | Beer | 2 | 2 | 2 | 1 | 1 | 3.0 | 0.0 |
| 11 | Olive oil | 2 | 0 | 0 | 0 | 1 | 3.0 | |
| 12 | Pasta, pastry, biscuits and bread | 1 | 1 | 1 | 1 | 1 | 3.0 | 0.0 |
| 13 | Butter | 1 | 1 | 1 | 1 | 1 | 3.0 | 0.0 |
| 14 | Spirits and liqueurs | 3 | 3 | 3 | 1 | 1 | 3.0 | 0.0 |
| 15 | Poultry meat, fresh, chilled and frozen | 1 | 1 | 1 | 1 | 1 | 3.0 | 0.0 |
| 16 | Pigmeat, fresh, chilled and frozen | 2 | 2 | 2 | 1 | 1 | 3.0 | 0.0 |
| 17 | Chocolate, confectionery and ice cream | 1 | 1 | 1 | 1 | 1 | 3.0 | 0.0 |
| 18 | Sheep and goat meat, fresh, chilled and frozen | 0 | 0 | 0 | 0 | 1 | 3.0 | |
| 19 | Milk powders and whey | 1 | 0 | 1 | 1 | 1 | 3.0 | 0.0 |
| 20 | Infant food and other cereals, flour, starch or milk preparations | 1 | 1 | 1 | 0 | 1 | 3.0 | |
| | Remaining Agri-Food products | 11 | 4 | 4 | 4 | 5 | 15.2 | 25.0 |


EU Agri-Food trade with: Seychelles

Evolution of EU Agri-Food exports to Seychelles, 2017 - 2021

| | Exports | | | | | | |
|--|---------------------|-----------|-----------|-----------|-----------|------------------------|------------------|
| | Value (million EUR) | | | | | % | |
| | 2017 | 2018 | 2019 | 2020 | 2021 | Share in all Agri 2021 | Change 2020-2021 |
| Agri Food | 43 | 34 | 37 | 27 | 33 | 100.0 | 22.2 |
| Agricultural food and feed products | 26 | 22 | 24 | 18 | 24 | 72.7 | 33.3 |
| - Commodities | 4 | 4 | 5 | 4 | 6 | 18.2 | 50.0 |
| -- Wheat | | | 0 | 0 | 0 | 0.0 | |
| -- Cereals, other than wheat and rice | 0 | 0 | 0 | 0 | 0 | 0.0 | |
| -- Rice | 0 | 0 | 0 | 0 | 0 | 0.0 | |
| -- Flours and other products of the milling industry | 0 | 0 | 0 | 0 | 0 | 0.0 | |
| -- Malt | 0 | 0 | 1 | 0 | 0 | 0.0 | |
| -- Starches, inulin & gluten | 0 | 0 | 0 | 0 | 0 | 0.0 | |
| -- Soyabeans | 0 | | | | | | |
| -- Oilseeds, other than soyabeans | 0 | 0 | 0 | 0 | 0 | 0.0 | |
| -- Palm & palm kernel oils | 0 | 0 | 0 | 0 | 0 | 0.0 | |
| -- Vegetable oils other than palm & olive oils | 2 | 3 | 2 | 3 | 4 | 12.1 | 33.3 |
| -- Oilcakes | | | | | | | |
| -- Other feed and feed ingredients | 0 | 0 | 0 | 0 | 0 | 0.0 | |
| -- Beet and cane sugar | 0 | 0 | 0 | 0 | 0 | 0.0 | |
| -- Sugar, other than beet & cane | 0 | 0 | 0 | 0 | 0 | 0.0 | |
| -- Milk powders and whey | 1 | 0 | 1 | 1 | 1 | 3.0 | 0.0 |
| -- Butter | 1 | 1 | 1 | 1 | 1 | 3.0 | 0.0 |
| -- Gums, resins and plant extracts | 0 | 0 | 0 | 0 | 0 | 0.0 | |
| -- Unroasted coffee, tea in bulk & mate | 0 | 0 | 0 | 0 | 0 | 0.0 | |
| -- Cocoa beans | 0 | 0 | 0 | 0 | 0 | 0.0 | |
| -- Cocoa paste and powder | 0 | 0 | 0 | 0 | 0 | 0.0 | |
| -- Agricultural commodities, not specified | | | | | | | |
| - Other primary | 11 | 8 | 9 | 6 | 8 | 24.2 | 33.3 |
| -- Live animals | 0 | 0 | 0 | 0 | 0 | 0.0 | |
| -- Bovine meat, fresh, chilled and frozen | 0 | 0 | 0 | 0 | 0 | 0.0 | |
| -- Pigmeat, fresh, chilled and frozen | 2 | 2 | 2 | 1 | 1 | 3.0 | 0.0 |
| -- Poultry meat, fresh, chilled and frozen | 1 | 1 | 1 | 1 | 1 | 3.0 | 0.0 |
| -- Sheep and goat meat, fresh, chilled and frozen | 0 | 0 | 0 | 0 | 1 | 3.0 | |
| -- Offal, animal fats and other meats, fresh, chilled and frozen | 0 | 0 | 0 | 0 | 0 | 0.0 | |
| -- Fresh milk and cream, buttermilk and yoghurt | 2 | 2 | 3 | 2 | 2 | 6.1 | 0.0 |
| -- Eggs and honey | 0 | 0 | 0 | 0 | 0 | 0.0 | |
| -- Vegetables, fresh, chilled and dried | 2 | 2 | 2 | 1 | 2 | 6.1 | 100.0 |
| -- Fruit, fresh or dried, excl. citrus & tropical fruit | 0 | 0 | 0 | 0 | 0 | 0.0 | |
| -- Citrus fruit | 0 | 0 | 0 | 0 | 0 | 0.0 | |
| -- Tropical fruit, fresh or dried, nuts and spices | 0 | 0 | 0 | 0 | 0 | 0.0 | |
| -- Miscellaneous seeds and hop cones | 3 | 0 | 0 | 0 | 0 | 0.0 | |
| -- Agricultural primary food products, not specified | | | | | | | |
| - Processed (incl. wine) | 12 | 10 | 11 | 7 | 10 | 30.3 | 42.9 |
| -- Meat preparations | 2 | 2 | 2 | 1 | 2 | 6.1 | 100.0 |
| -- Cheese | 1 | 1 | 2 | 1 | 1 | 3.0 | 0.0 |
| -- Olive oil | 2 | 0 | 0 | 0 | 1 | 3.0 | |
| -- Preparations of vegetables, fruit or nuts | 2 | 2 | 2 | 1 | 2 | 6.1 | 100.0 |
| -- Fruit juices | 1 | 1 | 1 | 1 | 0 | 0.0 | -100.0 |
| -- Wine, vermouth, cider and vinegar | 4 | 4 | 4 | 2 | 3 | 9.1 | 50.0 |
| -- Roasted coffee and tea | 0 | 0 | 0 | 0 | 0 | 0.0 | |
| Food preparations and beverages | 13 | 12 | 12 | 8 | 8 | 24.2 | 0.0 |
| - Food preparations | 7 | 6 | 6 | 4 | 6 | 18.2 | 50.0 |
| -- Chocolate, confectionery and ice cream | 1 | 1 | 1 | 1 | 1 | 3.0 | 0.0 |
| -- Infant food and other cereals, flour, starch or milk preparations | 1 | 1 | 1 | 0 | 1 | 3.0 | |
| -- Pasta, pastry, biscuits and bread | 1 | 1 | 1 | 1 | 1 | 3.0 | 0.0 |
| -- Soups and sauces | 0 | 0 | 0 | 0 | 0 | 0.0 | |
| -- Coffee and tea extracts | 0 | 0 | 0 | 0 | 0 | 0.0 | |
| -- Food preparations, not specified | 3 | 2 | 2 | 1 | 2 | 6.1 | 100.0 |
| -- Pet food | 0 | 0 | 0 | 0 | 1 | 3.0 | |
| - Beverages | 6 | 6 | 6 | 4 | 3 | 9.1 | -25.0 |
| -- Waters and soft drinks | 1 | 1 | 1 | 1 | 0 | 0.0 | -100.0 |
| -- Beer | 2 | 2 | 2 | 1 | 1 | 3.0 | 0.0 |
| -- Spirits and liqueurs | 3 | 3 | 3 | 1 | 1 | 3.0 | 0.0 |
| -- Odoriferous substances | 0 | 0 | 0 | 0 | 0 | 0.0 | |
| Non-edible | 4 | 1 | 0 | 1 | 1 | 3.0 | 0.0 |
| - Non-edible | 4 | 1 | 0 | 1 | 1 | 3.0 | 0.0 |
| -- Raw hides, skins and furskins | | | | | | | |
| -- Non-edible animal products | | | | | | | |
| -- Wool and silk | | | | | | | |
| -- Cotton, flax and hemp, and plaiting materials | 0 | 0 | 0 | 0 | 0 | 0.0 | |
| -- Cut flowers and plants | 0 | 0 | 0 | 0 | 0 | 0.0 | |
| -- Bulbs, roots and live plants | 0 | 0 | 0 | 0 | 0 | 0.0 | |
| -- Raw tobacco | | | | | | | |
| -- Cigars and cigarettes | 3 | 0 | 0 | 0 | 0 | 0.0 | |
| -- Fatty acids and waxes | | 0 | 0 | 1 | 0 | 0.0 | -100.0 |
| -- Sugar alcohols | | | | | | | |
| -- Essential oils | 0 | 0 | 0 | 0 | 0 | 0.0 | |
| -- Ethanol | 0 | 0 | 0 | 0 | 0 | 0.0 | |
| -- Casein, other albuminoidal substances and modified starches | 0 | 0 | 0 | 0 | 0 | 0.0 | |
| -- Non-edible, not specified | 1 | 0 | 0 | 0 | 0 | 0.0 | |
| -- Products non-attributable | | 0 | | | | | |

4. EU Agri-Food IMPORTS from Seychelles by product category

Top EU Agri-Food imports from Seychelles in 2021



Evolution of 20 top EU Agri-Food imports from Seychelles, 2017 - 2021

| | | Imports | | | | | | | |
|----|---|---------------------|------|------|------|------|------------------------|------------------|--|
| | | Value (million EUR) | | | | | % | | |
| | | 2017 | 2018 | 2019 | 2020 | 2021 | Share in all Agri 2021 | Change 2020-2021 | |
| 1 | Spirits and liqueurs | 0 | 0 | 0 | 0 | 0 | 0.0 | | |
| 2 | Fatty acids and waxes | | | | 0 | 0 | 0.0 | | |
| 3 | Tropical fruit, fresh or dried, nuts and spices | 0 | 0 | 0 | 0 | 0 | 0.0 | | |
| 4 | Live animals | 0 | 0 | 0 | 0 | 0 | 0.0 | | |
| 5 | Food preparations, not specified | 0 | 0 | 0 | 0 | 0 | 0.0 | | |
| 6 | Beer | 0 | 0 | 0 | 0 | 0 | 0.0 | | |
| 7 | Vegetable oils other than palm & olive oils | 0 | | | | 0 | 0.0 | | |
| 8 | Non-edible animal products | | | | 0 | 0 | 0.0 | | |
| 9 | Olive oil | | | | | 0 | 0.0 | | |
| 10 | Waters and soft drinks | | | 0 | 0 | 0 | 0.0 | | |
| 11 | Cut flowers and plants | | | | | 0 | 0.0 | | |
| 12 | Pasta, pastry, biscuits and bread | | 0 | | | 0 | 0.0 | | |
| 13 | Unroasted coffee, tea in bulk & mate | | | | | 0 | 0.0 | | |
| 14 | Soups and sauces | 0 | | | | 0 | 0.0 | | |
| 15 | Palm & palm kernel oils | 0 | 0 | 0 | 0 | | | | |
| 15 | Essential oils | 0 | | 0 | | | | | |
| 15 | Oilseeds, other than soyabeans | | | | 0 | | | | |
| 15 | Fresh milk and cream, buttermilk and yoghurt | 0 | | | | | | | |
| 15 | Wine, vermouth, cider and vinegar | | 0 | | 0 | | | | |
| 15 | Chocolate, confectionery and ice cream | | 0 | | | | | | |
| 15 | Fruit juices | | | | 0 | | | | |
| 15 | Coffee and tea extracts | | | | 0 | | | | |

EU Agri-Food trade with: Seychelles

Evolution of EU Agri-Food imports from Seychelles, 2017 - 2021

| | Imports | | | | | | |
|---|---------------------|----------|----------|----------|----------|------------------------|------------------|
| | Value (million EUR) | | | | | % | |
| | 2017 | 2018 | 2019 | 2020 | 2021 | Share in all Agri 2021 | Change 2020-2021 |
| Agri Food | 0 | 0 | 0 | 0 | 1 | 100.0 | |
| Agricultural food and feed products | 0 | 0 | 0 | 0 | 0 | 0.0 | |
| - Commodities | 0 | 0 | 0 | 0 | 0 | 0.0 | |
| -- Wheat | | | | | | | |
| -- Cereals, other than wheat and rice | | | | | | | |
| -- Rice | | | | | | | |
| -- Flours and other products of the milling industry | | | | | | | |
| -- Malt | | | 0 | | | | |
| -- Starches, inulin & gluten | | | | | | | |
| -- Soyabeans | | | | | | | |
| -- Oilseeds, other than soyabeans | | | | 0 | | | |
| -- Palm & palm kernel oils | 0 | 0 | 0 | 0 | | | |
| -- Vegetable oils other than palm & olive oils | 0 | | | | 0 | 0.0 | |
| -- Oilcakes | | | | | | | |
| -- Other feed and feed ingredients | | | | | | | |
| -- Beet and cane sugar | | | | | | | |
| -- Sugar, other than beet & cane | | | | | | | |
| -- Milk powders and whey | | | | | | | |
| -- Butter | | | | | | | |
| -- Gums, resins and plant extracts | | | 0 | | | | |
| -- Unroasted coffee, tea in bulk & mate | | | | | 0 | 0.0 | |
| -- Cocoa beans | | | | | | | |
| -- Cocoa paste and powder | | | | | | | |
| -- Agricultural commodities, not specified | | | | | | | |
| - Other primary | 0 | 0 | 0 | 0 | 0 | 0.0 | |
| -- Live animals | 0 | 0 | 0 | 0 | 0 | 0.0 | |
| -- Bovine meat, fresh, chilled and frozen | | | | | | | |
| -- Pigmeat, fresh, chilled and frozen | | | | | | | |
| -- Poultry meat, fresh, chilled and frozen | | | | | | | |
| -- Sheep and goat meat, fresh, chilled and frozen | | | | | | | |
| -- Offal, animal fats and other meats, fresh, chilled and | | | | | | | |
| -- Fresh milk and cream, buttermilk and yoghurt | 0 | | | | | | |
| -- Eggs and honey | | | | | | | |
| -- Vegetables, fresh, chilled and dried | | | | 0 | | | |
| -- Fruit, fresh or dried, excl. citrus & tropical fruit | | | | | | | |
| -- Citrus fruit | | | | | | | |
| -- Tropical fruit, fresh or dried, nuts and spices | 0 | 0 | 0 | 0 | 0 | 0.0 | |
| -- Miscellaneous seeds and hop cones | | | | | | | |
| -- Agricultural primary food products, not specified | | | | | | | |
| - Processed (incl. wine) | | 0 | | 0 | 0 | 0.0 | |
| -- Meat preparations | | | | | | | |
| -- Cheese | | | | | | | |
| -- Olive oil | | | | | 0 | 0.0 | |
| -- Preparations of vegetables, fruit or nuts | | | | | | | |
| -- Fruit juices | | | | 0 | | | |
| -- Wine, vermouth, cider and vinegar | | 0 | | 0 | | | |
| -- Roasted coffee and tea | | | | | | | |
| Food preparations and beverages | 0 | 0 | 0 | 0 | 0 | 0.0 | |
| - Food preparations | 0 | 0 | 0 | 0 | 0 | 0.0 | |
| -- Chocolate, confectionery and ice cream | | 0 | | | | | |
| -- Infant food and other cereals, flour, starch or milk | | | | | | | |
| -- Pasta, pastry, biscuits and bread | | 0 | | | 0 | 0.0 | |
| -- Soups and sauces | 0 | | | | 0 | 0.0 | |
| -- Coffee and tea extracts | | | | 0 | | | |
| -- Food preparations, not specified | 0 | 0 | 0 | 0 | 0 | 0.0 | |
| -- Pet food | | | | | | | |
| - Beverages | 0 | 0 | 0 | 0 | 0 | 0.0 | |
| -- Waters and soft drinks | | | 0 | 0 | 0 | 0.0 | |
| -- Beer | 0 | 0 | 0 | 0 | 0 | 0.0 | |
| -- Spirits and liqueurs | 0 | 0 | 0 | 0 | 0 | 0.0 | |
| -- Odoriferous substances | | | | | | | |
| Non-edible | 0 | | 0 | 0 | 0 | 0.0 | |
| - Non-edible | 0 | | 0 | 0 | 0 | 0.0 | |
| -- Raw hides, skins and furskins | | | | | | | |
| -- Non-edible animal products | | | | 0 | 0 | 0.0 | |
| -- Wool and silk | | | | | | | |
| -- Cotton, flax and hemp, and plaiting materials | | | | | | | |
| -- Cut flowers and plants | | | | | 0 | 0.0 | |
| -- Bulbs, roots and live plants | | | | | | | |
| -- Raw tobacco | | | | | | | |
| -- Cigars and cigarettes | | | | | | | |
| -- Fatty acids and waxes | | | | 0 | 0 | 0.0 | |
| -- Sugar alcohols | | | | | | | |
| -- Essential oils | 0 | | 0 | | | | |
| -- Ethanol | | | | | | | |
| -- Casein, other albuminoidal substances and modified | | | | | | | |
| -- Non-edible, not specified | | | | | | | |
| -- Products non-attributable | | | | | | | |

EU Agri-Food trade with: Seychelles

5. EU Agri-Food trade with Seychelles by HS chapters

Evolution of EU Agri-Food exports to Seychelles, 2017 - 2021

| | | Exports | | | | | | |
|----|---|---------------------|------|------|------|------|------------------------|------------------|
| | | Value (million EUR) | | | | | % | |
| | | 2017 | 2018 | 2019 | 2020 | 2021 | Share in all Agri 2021 | Change 2020-2021 |
| | Agri Food | 43 | 34 | 37 | 27 | 33 | 100.0 | 22.2 |
| 01 | Live Animals | 0 | 0 | 0 | 0 | 0 | 0.0 | |
| 02 | Meat and edible meat offal | 4 | 4 | 3 | 3 | 4 | 12.1 | 33.3 |
| 04 | Dairy produce | 5 | 4 | 6 | 5 | 5 | 15.2 | 0.0 |
| 05 | Products of animal origin | 0 | 0 | 0 | 0 | 0 | 0.0 | |
| 06 | Live trees and other plants | 0 | 0 | 0 | 0 | 0 | 0.0 | |
| 07 | Edible vegetables, roots & tubers | 2 | 2 | 2 | 1 | 2 | 6.1 | 100.0 |
| 08 | Edible fruits & nuts | 0 | 0 | 1 | 0 | 0 | 0.0 | |
| 09 | Coffee, tea, mate & spices | 0 | 0 | 0 | 0 | 0 | 0.0 | |
| 10 | Cereals | 0 | 0 | 0 | 0 | 0 | 0.0 | |
| 11 | Products of the milling industry | 0 | 0 | 1 | 0 | 0 | 0.0 | |
| 12 | Oil seeds & oleaginous fruits | 3 | 0 | 0 | 0 | 0 | 0.0 | |
| 13 | Lacs, gums, resins & other veg. saps | 0 | 0 | 0 | 0 | 0 | 0.0 | |
| 14 | Vegetable products n.e.s. | 0 | 0 | 0 | 0 | 0 | 0.0 | |
| 15 | Animal or vegetable fats & oils | 4 | 3 | 3 | 3 | 5 | 15.2 | 66.7 |
| 16 | Preparations of meat | 1 | 1 | 1 | 1 | 1 | 3.0 | 0.0 |
| 17 | Sugars & sugar confectionery | 0 | 0 | 0 | 0 | 0 | 0.0 | |
| 18 | Cocoa & cocoa preparations | 1 | 1 | 1 | 1 | 1 | 3.0 | 0.0 |
| 19 | Preps. of cereals, flour, starch, etc. | 2 | 2 | 2 | 1 | 2 | 6.1 | 100.0 |
| 20 | Preps. of vegetables, fruits, nuts & plants | 3 | 2 | 3 | 2 | 2 | 6.1 | 0.0 |
| 21 | Miscellaneous edible preparations | 3 | 3 | 3 | 2 | 2 | 6.1 | 0.0 |
| 22 | Beverages, spirits & vinegar | 9 | 10 | 10 | 6 | 6 | 18.2 | 0.0 |
| 23 | Residues and waste from food industry | 0 | 0 | 0 | 0 | 1 | 3.0 | |
| 24 | Tobacco & tobacco products | 4 | 1 | 0 | 0 | 0 | 0.0 | |
| | Other WTO products outside chapters 1-24 | 0 | 0 | 0 | 1 | 0 | 0.0 | -100.0 |

Evolution of Agri-Food imports from Seychelles, 2017 - 2021

| | | Imports | | | | | | |
|----|---|---------------------|------|------|------|------|------------------------|------------------|
| | | Value (million EUR) | | | | | % | |
| | | 2017 | 2018 | 2019 | 2020 | 2021 | Share in all Agri 2021 | Change 2020-2021 |
| | Agri Food | 0 | 0 | 0 | 0 | 1 | 100.0 | |
| 01 | Live Animals | 0 | 0 | 0 | 0 | 0 | 0.0 | |
| 02 | Meat and edible meat offal | | | | | | | |
| 04 | Dairy produce | 0 | | | | | | |
| 05 | Products of animal origin | | | | 0 | 0 | 0.0 | |
| 06 | Live trees and other plants | | | | | 0 | 0.0 | |
| 07 | Edible vegetables, roots & tubers | | | | 0 | | | |
| 08 | Edible fruits & nuts | | 0 | | | 0 | 0.0 | |
| 09 | Coffee, tea, mate & spices | 0 | | 0 | 0 | 0 | 0.0 | |
| 10 | Cereals | | | | | | | |
| 11 | Products of the milling industry | | | 0 | | | | |
| 12 | Oil seeds & oleaginous fruits | | | | 0 | | | |
| 13 | Lacs, gums, resins & other veg. saps | | | 0 | | | | |
| 14 | Vegetable products n.e.s. | | | | | | | |
| 15 | Animal or vegetable fats & oils | 0 | 0 | 0 | 0 | 0 | 0.0 | |
| 16 | Preparations of meat | | | | | | | |
| 17 | Sugars & sugar confectionery | | | | | | | |
| 18 | Cocoa & cocoa preparations | | 0 | | | | | |
| 19 | Preps. of cereals, flour, starch, etc. | | 0 | | | 0 | 0.0 | |
| 20 | Preps. of vegetables, fruits, nuts & plants | | | | 0 | | | |
| 21 | Miscellaneous edible preparations | 0 | 0 | 0 | 0 | 0 | 0.0 | |
| 22 | Beverages, spirits & vinegar | 0 | 0 | 0 | 0 | 0 | 0.0 | |
| 23 | Residues and waste from food industry | | | | | | | |
| 24 | Tobacco & tobacco products | | | | | | | |
| | Other WTO products outside chapters 1-24 | 0 | | 0 | | | | |