



# AGRI-FOOD TRADE STATISTICAL FACTSHEET

## European Union - Nauru

### Notes to the reader:

The data used in this factsheet were provided by ISDB and extracted from the **COMEXT-EUROSTAT** database unless otherwise indicated, in statistical regime IV.

"EU" refers to the European Union at 27 members (after the withdrawal of the UK) for all years indicated.

"Agri-Food products" refers to the WTO definition of agricultural products and includes the chapters 1-24 (excluding fish and fish products) of the Harmonised System, and a number of headings in chapters 29, 33, 35, 38, 41, 43 and 50-53. The aggregate of EU Agri-Food trade does not contain tariff codes CN 3302.10.40 and CN 3302.10.90 (some odoriferous substances which are regarded as industrial products).

The details of the **product categories** referred to in this factsheet are available on: [https://ec.europa.eu/info/sites/info/files/food-farming-fisheries/farming/documents/agrifood-product-classes-details\\_en.pdf](https://ec.europa.eu/info/sites/info/files/food-farming-fisheries/farming/documents/agrifood-product-classes-details_en.pdf)

More trade statistics including main economic indicators, GDP by sector, trade in goods and trade in commercial services are provided by the EU Commission Directorate-General for Trade on their website: <http://ec.europa.eu/trade/policy/countries-and-regions/statistics/>

**Extraction date:** 16-03-2022

Table of Contents	pg
1. Selection of indicators	
- Agricultural indicators	2
- Trade indicators	2
- Ranking of EU main Agri-Food trade partners and Nauru	2
2. Structure of EU Agri-Food trade with Nauru, 2011 - 2021	3
3. EU Agri-Food EXPORTS to Nauru by product category	
- Top EU Agri-Food exports in 2021	4
- Evolution of 20 top EU Agri-Food exports, 2017 - 2021	4
- Evolution of EU Agri-Food exports, 2017 - 2021	5
4. EU Agri-Food IMPORTS from Nauru by product category	
- Top EU Agri-Food imports in 2021	6
- Evolution of 20 top EU Agri-Food imports, 2017 - 2021	6
- Evolution of EU Agri-Food imports, 2017 - 2021	7
5. EU Agri-Food trade with Nauru by HS chapters	
- Evolution of EU Agri-Food exports, 2017 - 2021	8
- Evolution of EU Agri-Food imports, 2017 - 2021	8

### DISCLAIMER

Any error in the data provided is the sole responsibility of the EU Commission Directorate-General for Agriculture and Rural Development Unit G.1.

Please send your feedback to: [agri-G1@ec.europa.eu](mailto:agri-G1@ec.europa.eu)

## EU Agri-Food trade with: Nauru

### 1. Selection of indicators

#### Agricultural indicators

	Unit	Period	World	Partner
1 Agriculture, value added	(% of GDP)	2015	4.2	4.2
2 Employment in agriculture	(% of total employment)	2019	26.7	n.a.
3 Arable land	(ha)		n.a.	n.a.
4 Crop production index	(2004 2006 = 100)	2014	0.2	98.8
5 Livestock production index	(2004 2006 = 100)	2014	0.2	99.6
6 Food production index	(2004 2006 = 100)	2014	0.2	98.9
7 Rural population	(% of total population)	2020	43.8	n.a.

Source: World Bank

#### Trade indicators

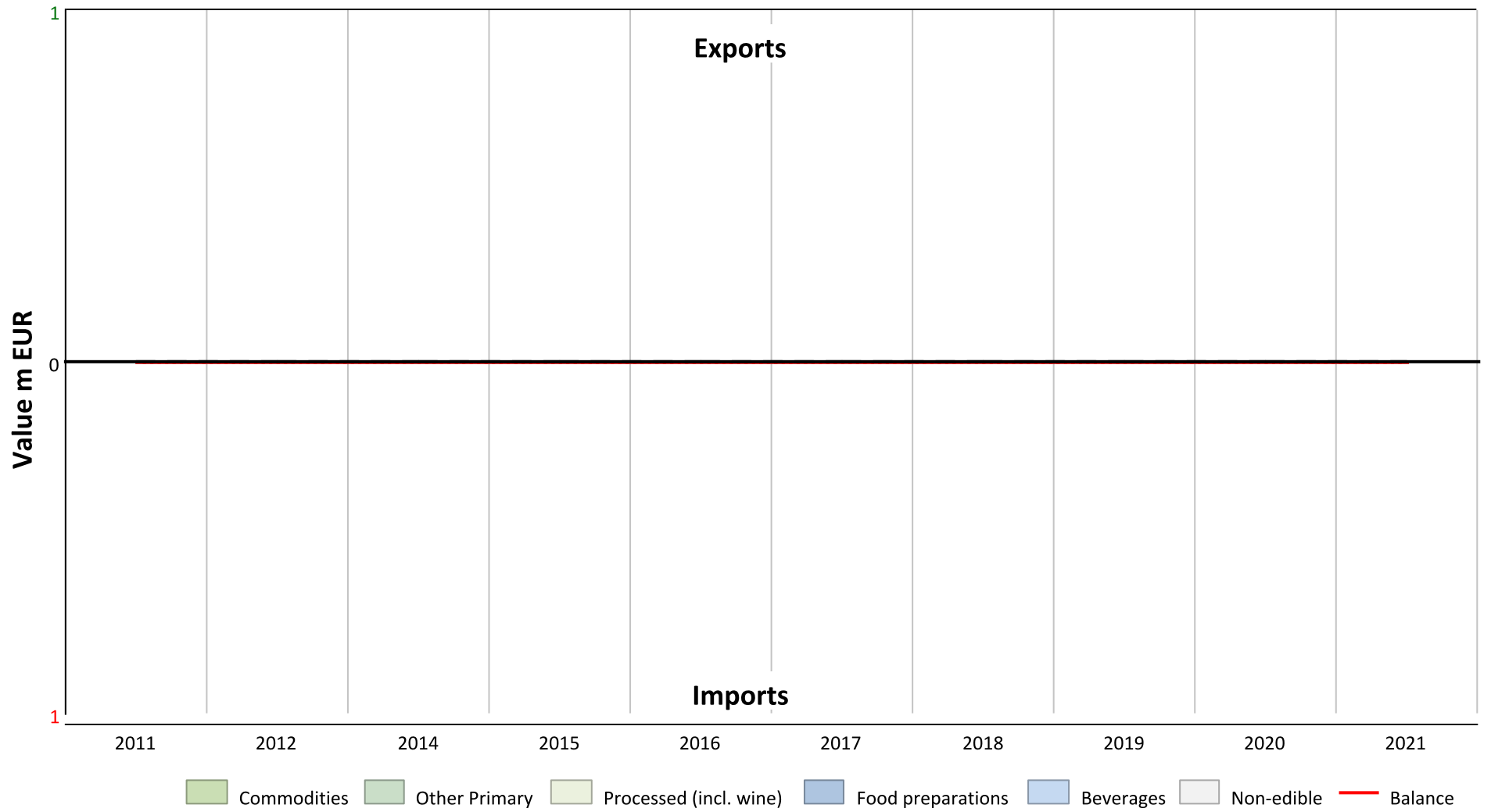
	Unit	Exports	Imports	Balance
<b>EU27 Agri-Food trade with Nauru</b>				
Agri-Food trade value	m EUR	0	0	0
- as share of EU27 total Agri-Food trade	(%)	0.0	0.0	
- as share of EU27 total trade with Nauru	(%)	0.0		
% change 2020 - 2021				
Annual rate of change from 2011 - 2021	(%)			
<b>EU27 total trade with Nauru</b>				
Total trade value	m EUR	1	0	1
- as share of EU27 total trade	(%)	0.0	0.0	
<b>EU27 world trade</b>				
Total trade value	m EUR	2 180 402	2 112 458	67 944
Total Agri-Food trade	m EUR	198 068	130 158	67 910
- as share of EU27 total trade	(%)	9.1	6.2	100.0

#### Ranking of EU main Agri-Food trade partners and Nauru

Top Destinations: 2021				Top Origins: 2021			
		Value (million EUR)	% Share Extra-EU			Value (million EUR)	% Share Extra-EU
1	United Kingdom	41 926	21.4	1	Brazil	13 542	10.5
2	USA	24 499	12.5	2	United Kingdom	11 837	9.2
3	China	17 135	8.7	3	USA	9 258	7.2
4	Switzerland	9 846	5.0	4	Ukraine	6 896	5.3
5	Japan	7 384	3.8	5	China	6 094	4.7
6	Russia	7 355	3.7	6	Indonesia	5 607	4.3
7	Norway	5 412	2.8	7	Argentina	5 189	4.0
8	Canada	4 049	2.1	8	Turkey	5 030	3.9
9	South Korea	3 939	2.0	9	Switzerland	4 520	3.5
10	Saudi Arabia	3 631	1.8	10	Ivory Coast	3 340	2.6
11	Turkey	3 555	1.8	11	India	2 920	2.3
12	Australia	3 299	1.7	12	Canada	2 828	2.2
13	Ukraine	3 107	1.6	13	Peru	2 708	2.1
14	Algeria	2 950	1.5	14	Malaysia	2 680	2.1
15	Israel	2 647	1.3	15	Morocco	2 628	2.0
16	Morocco	2 364	1.2	16	South Africa	2 291	1.8
17	United Arab Emirates	2 347	1.2	17	Vietnam	2 233	1.7
18	Egypt	2 181	1.1	18	Russia	2 180	1.7
19	Hong Kong	2 157	1.1	19	Colombia	2 145	1.7
20	Singapore	1 957	1.0	20	Serbia	1 962	1.5
198	<b>Nauru</b>	0	0.0	198	<b>Nauru</b>	0	0.0
	Rest of the World	44 560	21.7		Rest of the World	33 352	25.0


## EU Agri-Food trade with: Nauru

### 2. Structure of EU Agri-Food trade with Nauru, 2011 - 2021



3. EU Agri-Food EXPORTS to Nauru by product category

Top EU Agri-Food exports to Nauru in 2021



Evolution of 20 top EU Agri-Food exports to Nauru, 2017 - 2021

		Exports							
		Value (million EUR)					%		
		2017	2018	2019	2020	2021	Share in all Agri 2021	Change 2020-2021	
1	Pigmeat, fresh, chilled and frozen	0		0	0	0			
2	Wine, vermouth, cider and vinegar					0			
3	Vegetables, fresh, chilled and dried					0			
4	Offal, animal fats and other meats, fresh, chilled and frozen				0	0			
5	Spirits and liqueurs		0						
5	Ethanol				0				


# EU Agri-Food trade with: Nauru

## Evolution of EU Agri-Food exports to Nauru, 2017 - 2021

	Exports						
	Value (million EUR)					%	
	2017	2018	2019	2020	2021	Share in all Agri 2021	Change 2020-2021
<b>Agri Food</b>	0	0	0	0	0		
<b>Agricultural food and feed products</b>	0		0	0	0		
- <b>Commodities</b>			0				
-- Wheat							
-- Cereals, other than wheat and rice							
-- Rice							
-- Flours and other products of the milling industry							
-- Malt							
-- Starches, inulin & gluten							
-- Soyabeans							
-- Oilseeds, other than soyabeans							
-- Palm & palm kernel oils							
-- Vegetable oils other than palm & olive oils							
-- Oilcakes							
-- Other feed and feed ingredients							
-- Beet and cane sugar							
-- Sugar, other than beet & cane							
-- Milk powders and whey			0				
-- Butter							
-- Gums, resins and plant extracts							
-- Unroasted coffee, tea in bulk & mate							
-- Cocoa beans							
-- Cocoa paste and powder							
-- Agricultural commodities, not specified							
- <b>Other primary</b>	0		0	0	0		
-- Live animals							
-- Bovine meat, fresh, chilled and frozen							
-- Pigmeat, fresh, chilled and frozen	0		0	0	0		
-- Poultry meat, fresh, chilled and frozen							
-- Sheep and goat meat, fresh, chilled and frozen							
-- Offal, animal fats and other meats, fresh, chilled and frozen				0	0		
-- Fresh milk and cream, buttermilk and yoghurt							
-- Eggs and honey							
-- Vegetables, fresh, chilled and dried					0		
-- Fruit, fresh or dried, excl. citrus & tropical fruit							
-- Citrus fruit							
-- Tropical fruit, fresh or dried, nuts and spices							
-- Miscellaneous seeds and hop cones							
-- Agricultural primary food products, not specified							
- <b>Processed (incl. wine)</b>			0		0		
-- Meat preparations							
-- Cheese							
-- Olive oil							
-- Preparations of vegetables, fruit or nuts			0				
-- Fruit juices							
-- Wine, vermouth, cider and vinegar					0		
-- Roasted coffee and tea							
<b>Food preparations and beverages</b>		0	0				
- <b>Food preparations</b>			0				
-- Chocolate, confectionery and ice cream			0				
-- Infant food and other cereals, flour, starch or milk preparations			0				
-- Pasta, pastry, biscuits and bread			0				
-- Soups and sauces			0				
-- Coffee and tea extracts							
-- Food preparations, not specified			0				
-- Pet food							
- <b>Beverages</b>		0	0				
-- Waters and soft drinks			0				
-- Beer							
-- Spirits and liqueurs		0					
-- Odoriferous substances							
<b>Non-edible</b>				0			
- <b>Non-edible</b>				0			
-- Raw hides, skins and furskins							
-- Non-edible animal products							
-- Wool and silk							
-- Cotton, flax and hemp, and plaiting materials							
-- Cut flowers and plants							
-- Bulbs, roots and live plants							
-- Raw tobacco							
-- Cigars and cigarettes							
-- Fatty acids and waxes							
-- Sugar alcohols							
-- Essential oils							
-- Ethanol				0			
-- Casein, other albuminoidal substances and modified starches							
-- Non-edible, not specified							
-- Products non-attributable							

4. EU Agri-Food IMPORTS from Nauru by product category

Top EU Agri-Food imports from Nauru in 2021



Evolution of 20 top EU Agri-Food imports from Nauru, 2017 - 2021

		Imports						
		Value (million EUR)					%	
		2017	2018	2019	2020	2021	Share in all Agri 2021	Change 2020-2021
1	Food preparations, not specified					0		
2	Raw tobacco	0						

# EU Agri-Food trade with: Nauru

## Evolution of EU Agri-Food imports from Nauru, 2017 - 2021

	Imports						
	Value (million EUR)					%	
	2017	2018	2019	2020	2021	Share in all Agri 2021	Change 2020-2021
<b>Agri Food</b>	0		0		0		
<b>Agricultural food and feed products</b>			0				
- <b>Commodities</b>			0				
-- Wheat							
-- Cereals, other than wheat and rice							
-- Rice							
-- Flours and other products of the milling industry							
-- Malt							
-- Starches, inulin & gluten							
-- Soyabeans							
-- Oilseeds, other than soyabeans							
-- Palm & palm kernel oils							
-- Vegetable oils other than palm & olive oils							
-- Oilcakes							
-- Other feed and feed ingredients							
-- Beet and cane sugar							
-- Sugar, other than beet & cane							
-- Milk powders and whey							
-- Butter							
-- Gums, resins and plant extracts							
-- Unroasted coffee, tea in bulk & mate			0				
-- Cocoa beans							
-- Cocoa paste and powder							
-- Agricultural commodities, not specified							
- <b>Other primary</b>							
-- Live animals							
-- Bovine meat, fresh, chilled and frozen							
-- Pigmeat, fresh, chilled and frozen							
-- Poultry meat, fresh, chilled and frozen							
-- Sheep and goat meat, fresh, chilled and frozen							
-- Offal, animal fats and other meats, fresh, chilled and							
-- Fresh milk and cream, buttermilk and yoghurt							
-- Eggs and honey							
-- Vegetables, fresh, chilled and dried							
-- Fruit, fresh or dried, excl. citrus & tropical fruit							
-- Citrus fruit							
-- Tropical fruit, fresh or dried, nuts and spices							
-- Miscellaneous seeds and hop cones							
-- Agricultural primary food products, not specified							
- <b>Processed (incl. wine)</b>							
-- Meat preparations							
-- Cheese							
-- Olive oil							
-- Preparations of vegetables, fruit or nuts							
-- Fruit juices							
-- Wine, vermouth, cider and vinegar							
-- Roasted coffee and tea							
<b>Food preparations and beverages</b>					0		
- <b>Food preparations</b>					0		
-- Chocolate, confectionery and ice cream							
-- Infant food and other cereals, flour, starch or milk							
-- Pasta, pastry, biscuits and bread							
-- Soups and sauces							
-- Coffee and tea extracts							
-- Food preparations, not specified					0		
-- Pet food							
- <b>Beverages</b>							
-- Waters and soft drinks							
-- Beer							
-- Spirits and liqueurs							
-- Odoriferous substances							
<b>Non-edible</b>	0						
- <b>Non-edible</b>	0						
-- Raw hides, skins and furskins							
-- Non-edible animal products							
-- Wool and silk							
-- Cotton, flax and hemp, and plaiting materials							
-- Cut flowers and plants							
-- Bulbs, roots and live plants							
-- Raw tobacco			0				
-- Cigars and cigarettes							
-- Fatty acids and waxes							
-- Sugar alcohols							
-- Essential oils							
-- Ethanol							
-- Casein, other albuminoidal substances and modified							
-- Non-edible, not specified							
-- Products non-attributable							

5. EU Agri-Food trade with Nauru by HS chapters

Evolution of EU Agri-Food exports to Nauru, 2017 - 2021

		Exports							
		Value (million EUR)					%		
		2017	2018	2019	2020	2021	Share in all Agri 2021	Change 2020-2021	
	Agri Food	0	0	0	0	0			
01	Live Animals								
02	Meat and edible meat offal	0		0	0	0			
04	Dairy produce			0					
05	Products of animal origin					0			
06	Live trees and other plants								
07	Edible vegetables, roots & tubers					0			
08	Edible fruits & nuts								
09	Coffee, tea, mate & spices								
10	Cereals								
11	Products of the milling industry								
12	Oil seeds & oleaginous fruits								
13	Lacs, gums, resins & other veg. saps								
14	Vegetable products n.e.s.								
15	Animal or vegetable fats & oils								
16	Preparations of meat								
17	Sugars & sugar confectionery			0					
18	Cocoa & cocoa preparations			0					
19	Preps. of cereals, flour, starch, etc.			0					
20	Preps. of vegetables, fruits, nuts & plants			0					
21	Miscellaneous edible preparations			0					
22	Beverages, spirits & vinegar		0	0	0	0			
23	Residues and waste from food industry								
24	Tobacco & tobacco products								
	Other WTO products outside chapters 1-24								

Evolution of Agri-Food imports from Nauru, 2017 - 2021

		Imports							
		Value (million EUR)					%		
		2017	2018	2019	2020	2021	Share in all Agri 2021	Change 2020-2021	
	Agri Food	0		0		0			
01	Live Animals								
02	Meat and edible meat offal								
04	Dairy produce								
05	Products of animal origin								
06	Live trees and other plants								
07	Edible vegetables, roots & tubers								
08	Edible fruits & nuts								
09	Coffee, tea, mate & spices			0					
10	Cereals								
11	Products of the milling industry								
12	Oil seeds & oleaginous fruits								
13	Lacs, gums, resins & other veg. saps								
14	Vegetable products n.e.s.								
15	Animal or vegetable fats & oils								
16	Preparations of meat								
17	Sugars & sugar confectionery								
18	Cocoa & cocoa preparations								
19	Preps. of cereals, flour, starch, etc.								
20	Preps. of vegetables, fruits, nuts & plants								
21	Miscellaneous edible preparations					0			
22	Beverages, spirits & vinegar								
23	Residues and waste from food industry								
24	Tobacco & tobacco products	0							
	Other WTO products outside chapters 1-24								