

AGRI-FOOD TRADE STATISTICAL FACTSHEET

European Union - Montserrat

Notes to the reader:

The data used in this factsheet were provided by ISDB and extracted from the **COMEXT-EUROSTAT** database unless otherwise indicated, in statistical regime IV.

"EU" refers to the European Union at 27 members (after the withdrawal of the UK) for all years indicated.

"Agri-Food products" refers to the WTO definition of agricultural products and includes the chapters 1-24 (excluding fish and fish products) of the Harmonised System, and a number of headings in chapters 29, 33, 35, 38, 41, 43 and 50-53. The aggregate of EU Agri-Food trade does not contain tariff codes CN 3302.10.40 and CN 3302.10.90 (some odoriferous substances which are regarded as industrial products).

The details of the **product categories** referred to in this factsheet are available on: https://ec.europa.eu/info/sites/info/files/food-farming-fisheries/farming/documents/agrifood-product-classes-details_en.pdf

More trade statistics including main economic indicators, GDP by sector, trade in goods and trade in commercial services are provided by the EU Commission Directorate-General for Trade on their website: <http://ec.europa.eu/trade/policy/countries-and-regions/statistics/>

Extraction date: 16-03-2022

Table of Contents	pg
1. Selection of indicators	
- Agricultural indicators	2
- Trade indicators	2
- Ranking of EU main Agri-Food trade partners and Montserrat	2
2. Structure of EU Agri-Food trade with Montserrat, 2011 - 2021	3
3. EU Agri-Food EXPORTS to Montserrat by product category	
- Top EU Agri-Food exports in 2021	4
- Evolution of 20 top EU Agri-Food exports, 2017 - 2021	4
- Evolution of EU Agri-Food exports, 2017 - 2021	5
4. EU Agri-Food IMPORTS from Montserrat by product category	
- Top EU Agri-Food imports in 2021	6
- Evolution of 20 top EU Agri-Food imports, 2017 - 2021	6
- Evolution of EU Agri-Food imports, 2017 - 2021	7
5. EU Agri-Food trade with Montserrat by HS chapters	
- Evolution of EU Agri-Food exports, 2017 - 2021	8
- Evolution of EU Agri-Food imports, 2017 - 2021	8

DISCLAIMER

Any error in the data provided is the sole responsibility of the EU Commission Directorate-General for Agriculture and Rural Development Unit G.1.

Please send your feedback to: agri-G1@ec.europa.eu

EU Agri-Food trade with: Montserrat

1. Selection of indicators

Agricultural indicators

	Unit	Period	World	Partner
1 Agriculture, value added	(% of GDP)	2020	4.3	n.a.
2 Employment in agriculture	(% of total employment)	2019	26.7	n.a.
3 Arable land	(ha)		n.a.	n.a.
4 Crop production index	(2004 2006 = 100)	2014	0.2	n.a.
5 Livestock production index	(2004 2006 = 100)	2014	0.2	n.a.
6 Food production index	(2004 2006 = 100)	2014	0.2	n.a.
7 Rural population	(% of total population)	2020	43.8	n.a.

Source: World Bank

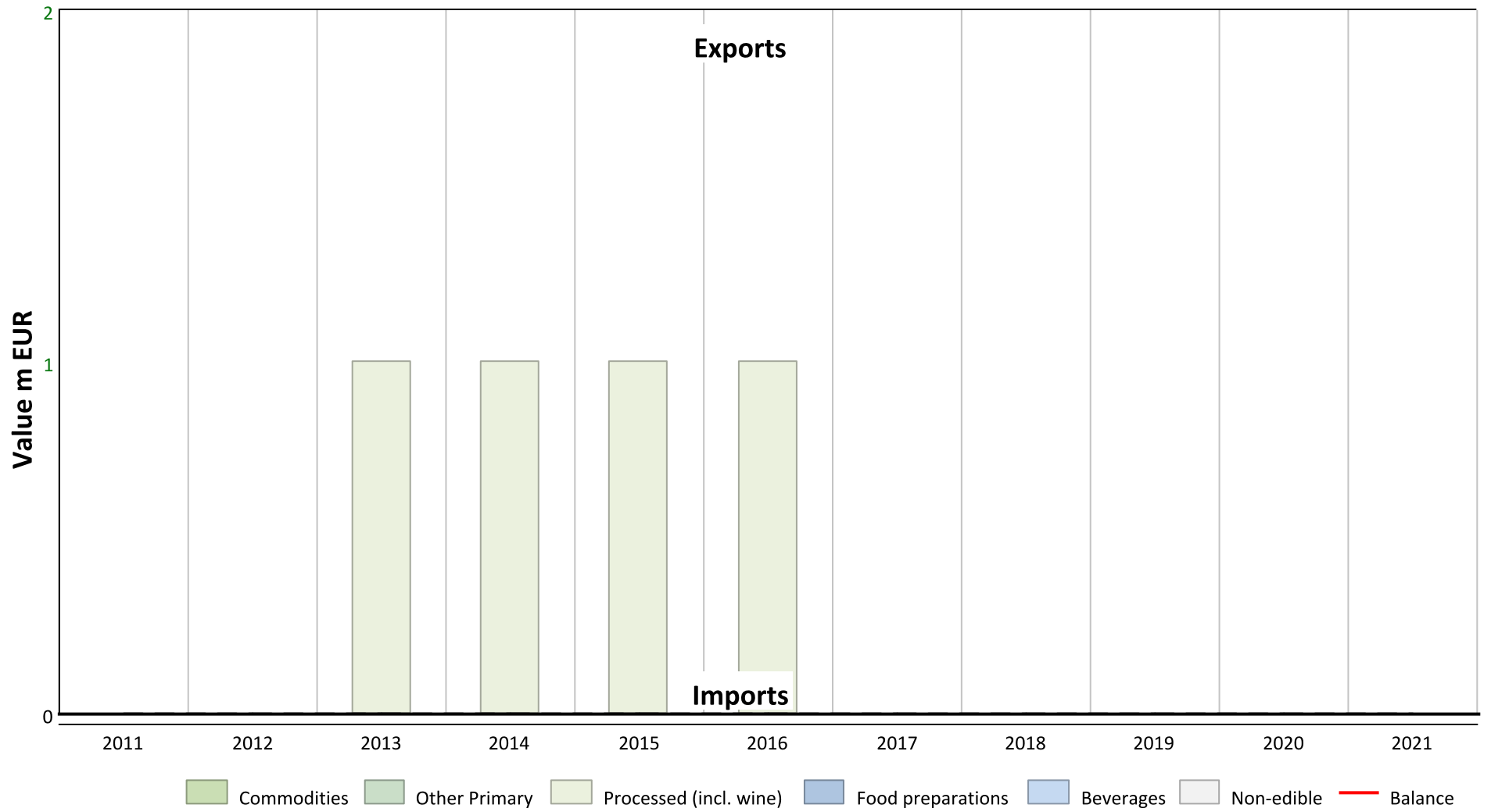
Trade indicators

	Unit	Exports	Imports	Balance
EU27 Agri-Food trade with Montserrat				
Agri-Food trade value	m EUR	0	0	0
- as share of EU27 total Agri-Food trade	(%)	0.0	0.0	
- as share of EU27 total trade with Montserrat	(%)	0.0	0.0	
% change 2020 - 2021				
Annual rate of change from 2011 - 2021	(%)			
EU27 total trade with Montserrat				
Total trade value	m EUR	1	3	-2
- as share of EU27 total trade	(%)	0.0	0.0	
EU27 world trade				
Total trade value	m EUR	2 180 402	2 112 458	67 944
Total Agri-Food trade	m EUR	198 068	130 158	67 910
- as share of EU27 total trade	(%)	9.1	6.2	100.0

Ranking of EU main Agri-Food trade partners and Montserrat


Top Destinations: 2021				Top Origins: 2021			
		Value (million EUR)	% Share Extra-EU			Value (million EUR)	% Share Extra-EU
1	United Kingdom	41 926	21.4	1	Brazil	13 542	10.5
2	USA	24 499	12.5	2	United Kingdom	11 837	9.2
3	China	17 135	8.7	3	USA	9 258	7.2
4	Switzerland	9 846	5.0	4	Ukraine	6 896	5.3
5	Japan	7 384	3.8	5	China	6 094	4.7
6	Russia	7 355	3.7	6	Indonesia	5 607	4.3
7	Norway	5 412	2.8	7	Argentina	5 189	4.0
8	Canada	4 049	2.1	8	Turkey	5 030	3.9
9	South Korea	3 939	2.0	9	Switzerland	4 520	3.5
10	Saudi Arabia	3 631	1.8	10	Ivory Coast	3 340	2.6
11	Turkey	3 555	1.8	11	India	2 920	2.3
12	Australia	3 299	1.7	12	Canada	2 828	2.2
13	Ukraine	3 107	1.6	13	Peru	2 708	2.1
14	Algeria	2 950	1.5	14	Malaysia	2 680	2.1
15	Israel	2 647	1.3	15	Morocco	2 628	2.0
16	Morocco	2 364	1.2	16	South Africa	2 291	1.8
17	United Arab Emirates	2 347	1.2	17	Vietnam	2 233	1.7
18	Egypt	2 181	1.1	18	Russia	2 180	1.7
19	Hong Kong	2 157	1.1	19	Colombia	2 145	1.7
20	Singapore	1 957	1.0	20	Serbia	1 962	1.5
197	Montserrat	0	0.0	204	Montserrat	0	0.0
	Rest of the World	44 560	21.7		Rest of the World	33 352	25.0

2. Structure of EU Agri-Food trade with Montserrat, 2011 - 2021



3. EU Agri-Food EXPORTS to Montserrat by product category

Top EU Agri-Food exports to Montserrat in 2021



Evolution of 20 top EU Agri-Food exports to Montserrat, 2017 - 2021

		Exports						Share in all Agri 2021	Change 2020-2021
		Value (million EUR)							
		2017	2018	2019	2020	2021			
1	Beer	0	0	0	0	0			
2	Vegetables, fresh, chilled and dried	0				0			
3	Chocolate, confectionery and ice cream					0			
4	Unroasted coffee, tea in bulk & mate					0			
5	Tropical fruit, fresh or dried, nuts and spices				0				
5	Wine, vermouth, cider and vinegar	0	0	0	0				
5	Non-edible, not specified		0						
5	Palm & palm kernel oils		0						
5	Pigmeat, fresh, chilled and frozen	0							
5	Poultry meat, fresh, chilled and frozen	0							
5	Bovine meat, fresh, chilled and frozen	0							
5	Pasta, pastry, biscuits and bread	0							
5	Soups and sauces				0				
5	Cigars and cigarettes	0							
5	Casein, other albuminoidal substances and modified starches				0				
5	Infant food and other cereals, flour, starch or milk preparations	0		0					
5	Waters and soft drinks	0	0						
5	Food preparations, not specified		0	0					
5	Preparations of vegetables, fruit or nuts	0		0	0				
5	Spirits and liqueurs	0	0	0	0				


EU Agri-Food trade with: Montserrat

Evolution of EU Agri-Food exports to Montserrat, 2017 - 2021

	Exports						
	Value (million EUR)					%	
	2017	2018	2019	2020	2021	Share in all Agri 2021	Change 2020-2021
Agri Food	0	0	0	0	0		
Agricultural food and feed products	0	0	0	0	0		
- Commodities		0			0		
-- Wheat							
-- Cereals, other than wheat and rice							
-- Rice							
-- Flours and other products of the milling industry							
-- Malt							
-- Starches, inulin & gluten							
-- Soyabeans							
-- Oilseeds, other than soyabeans							
-- Palm & palm kernel oils		0					
-- Vegetable oils other than palm & olive oils							
-- Oilcakes							
-- Other feed and feed ingredients							
-- Beet and cane sugar							
-- Sugar, other than beet & cane							
-- Milk powders and whey							
-- Butter							
-- Gums, resins and plant extracts							
-- Unroasted coffee, tea in bulk & mate					0		
-- Cocoa beans							
-- Cocoa paste and powder							
-- Agricultural commodities, not specified							
- Other primary	0			0	0		
-- Live animals							
-- Bovine meat, fresh, chilled and frozen	0						
-- Pigmeat, fresh, chilled and frozen	0						
-- Poultry meat, fresh, chilled and frozen	0						
-- Sheep and goat meat, fresh, chilled and frozen							
-- Offal, animal fats and other meats, fresh, chilled and frozen							
-- Fresh milk and cream, buttermilk and yoghurt							
-- Eggs and honey							
-- Vegetables, fresh, chilled and dried	0				0		
-- Fruit, fresh or dried, excl. citrus & tropical fruit							
-- Citrus fruit							
-- Tropical fruit, fresh or dried, nuts and spices				0			
-- Miscellaneous seeds and hop cones							
-- Agricultural primary food products, not specified							
- Processed (incl. wine)	0	0	0	0			
-- Meat preparations							
-- Cheese							
-- Olive oil							
-- Preparations of vegetables, fruit or nuts	0		0	0			
-- Fruit juices							
-- Wine, vermouth, cider and vinegar	0	0	0	0			
-- Roasted coffee and tea							
- Food preparations and beverages	0	0	0	0	0		
- Food preparations	0	0	0	0	0		
-- Chocolate, confectionery and ice cream					0		
-- Infant food and other cereals, flour, starch or milk preparations	0		0				
-- Pasta, pastry, biscuits and bread	0						
-- Soups and sauces				0			
-- Coffee and tea extracts							
-- Food preparations, not specified		0	0				
-- Pet food							
- Beverages	0	0	0	0	0		
-- Waters and soft drinks	0	0					
-- Beer	0	0	0	0	0		
-- Spirits and liqueurs	0	0	0	0			
-- Odoriferous substances							
- Non-edible	0	0		0			
- Non-edible	0	0		0			
-- Raw hides, skins and furskins							
-- Non-edible animal products							
-- Wool and silk							
-- Cotton, flax and hemp, and plaiting materials							
-- Cut flowers and plants							
-- Bulbs, roots and live plants							
-- Raw tobacco							
-- Cigars and cigarettes	0						
-- Fatty acids and waxes							
-- Sugar alcohols							
-- Essential oils							
-- Ethanol							
-- Casein, other albuminoidal substances and modified starches				0			
-- Non-edible, not specified		0					
-- Products non-attributable							

4. EU Agri-Food IMPORTS from Montserrat by product category

Top EU Agri-Food imports from Montserrat in 2021



Evolution of 20 top EU Agri-Food imports from Montserrat, 2017 - 2021

		Imports						
		Value (million EUR)					%	
		2017	2018	2019	2020	2021	Share in all Agri 2021	Change 2020-2021
1	Tropical fruit, fresh or dried, nuts and spices					0		
2	Essential oils				0			

Evolution of EU Agri-Food imports from Montserrat, 2017 - 2021

	Imports						
	Value (million EUR)					%	
	2017	2018	2019	2020	2021	Share in all Agri 2021	Change 2020-2021
Agri Food				0	0		
Agricultural food and feed products					0		
- Commodities							
-- Wheat							
-- Cereals, other than wheat and rice							
-- Rice							
-- Flours and other products of the milling industry							
-- Malt							
-- Starches, inulin & gluten							
-- Soyabeans							
-- Oilseeds, other than soyabeans							
-- Palm & palm kernel oils							
-- Vegetable oils other than palm & olive oils							
-- Oilcakes							
-- Other feed and feed ingredients							
-- Beet and cane sugar							
-- Sugar, other than beet & cane							
-- Milk powders and whey							
-- Butter							
-- Gums, resins and plant extracts							
-- Unroasted coffee, tea in bulk & mate							
-- Cocoa beans							
-- Cocoa paste and powder							
-- Agricultural commodities, not specified							
- Other primary					0		
-- Live animals							
-- Bovine meat, fresh, chilled and frozen							
-- Pigmeat, fresh, chilled and frozen							
-- Poultry meat, fresh, chilled and frozen							
-- Sheep and goat meat, fresh, chilled and frozen							
-- Offal, animal fats and other meats, fresh, chilled and							
-- Fresh milk and cream, buttermilk and yoghurt							
-- Eggs and honey							
-- Vegetables, fresh, chilled and dried							
-- Fruit, fresh or dried, excl. citrus & tropical fruit							
-- Citrus fruit							
-- Tropical fruit, fresh or dried, nuts and spices					0		
-- Miscellaneous seeds and hop cones							
-- Agricultural primary food products, not specified							
- Processed (incl. wine)							
-- Meat preparations							
-- Cheese							
-- Olive oil							
-- Preparations of vegetables, fruit or nuts							
-- Fruit juices							
-- Wine, vermouth, cider and vinegar							
-- Roasted coffee and tea							
- Food preparations and beverages							
- Food preparations							
-- Chocolate, confectionery and ice cream							
-- Infant food and other cereals, flour, starch or milk							
-- Pasta, pastry, biscuits and bread							
-- Soups and sauces							
-- Coffee and tea extracts							
-- Food preparations, not specified							
-- Pet food							
- Beverages							
-- Waters and soft drinks							
-- Beer							
-- Spirits and liqueurs							
-- Odoriferous substances							
- Non-edible				0			
- Non-edible				0			
-- Raw hides, skins and furskins							
-- Non-edible animal products							
-- Wool and silk							
-- Cotton, flax and hemp, and plaiting materials							
-- Cut flowers and plants							
-- Bulbs, roots and live plants							
-- Raw tobacco							
-- Cigars and cigarettes							
-- Fatty acids and waxes							
-- Sugar alcohols							
-- Essential oils				0			
-- Ethanol							
-- Casein, other albuminoidal substances and modified							
-- Non-edible, not specified							
-- Products non-attributable							

EU Agri-Food trade with: Montserrat

5. EU Agri-Food trade with Montserrat by HS chapters

Evolution of EU Agri-Food exports to Montserrat, 2017 - 2021

		Exports							
		Value (million EUR)					%		
		2017	2018	2019	2020	2021	Share in all Agri 2021	Change 2020-2021	
	Agri Food	0	0	0	0	0			
01	Live Animals								
02	Meat and edible meat offal	0							
04	Dairy produce								
05	Products of animal origin								
06	Live trees and other plants								
07	Edible vegetables, roots & tubers	0				0			
08	Edible fruits & nuts								
09	Coffee, tea, mate & spices				0	0			
10	Cereals								
11	Products of the milling industry								
12	Oil seeds & oleaginous fruits								
13	Lacs, gums, resins & other veg. saps								
14	Vegetable products n.e.s.								
15	Animal or vegetable fats & oils		0						
16	Preparations of meat								
17	Sugars & sugar confectionery								
18	Cocoa & cocoa preparations					0			
19	Preps. of cereals, flour, starch, etc.	0		0					
20	Preps. of vegetables, fruits, nuts & plants	0		0	0				
21	Miscellaneous edible preparations		0	0	0				
22	Beverages, spirits & vinegar	0	0	0	0	0			
23	Residues and waste from food industry								
24	Tobacco & tobacco products	0	0						
	Other WTO products outside chapters 1-24				0				

Evolution of Agri-Food imports from Montserrat, 2017 - 2021

		Imports							
		Value (million EUR)					%		
		2017	2018	2019	2020	2021	Share in all Agri 2021	Change 2020-2021	
	Agri Food				0	0			
01	Live Animals								
02	Meat and edible meat offal								
04	Dairy produce								
05	Products of animal origin								
06	Live trees and other plants								
07	Edible vegetables, roots & tubers								
08	Edible fruits & nuts								
09	Coffee, tea, mate & spices					0			
10	Cereals								
11	Products of the milling industry								
12	Oil seeds & oleaginous fruits								
13	Lacs, gums, resins & other veg. saps								
14	Vegetable products n.e.s.								
15	Animal or vegetable fats & oils								
16	Preparations of meat								
17	Sugars & sugar confectionery								
18	Cocoa & cocoa preparations								
19	Preps. of cereals, flour, starch, etc.								
20	Preps. of vegetables, fruits, nuts & plants								
21	Miscellaneous edible preparations								
22	Beverages, spirits & vinegar								
23	Residues and waste from food industry								
24	Tobacco & tobacco products								
	Other WTO products outside chapters 1-24				0				