

AGRI-FOOD TRADE STATISTICAL FACTSHEET

European Union - French Southern Territories

Notes to the reader:

The data used in this factsheet were provided by ISDB and extracted from the **COMEXT-EUROSTAT** database unless otherwise indicated, in statistical regime IV.

"EU" refers to the European Union at 27 members (after the withdrawal of the UK) for all years indicated.

"Agri-Food products" refers to the WTO definition of agricultural products and includes the chapters 1-24 (excluding fish and fish products) of the Harmonised System, and a number of headings in chapters 29, 33, 35, 38, 41, 43 and 50-53. The aggregate of EU Agri-Food trade does not contain tariff codes CN 3302.10.40 and CN 3302.10.90 (some odoriferous substances which are regarded as industrial products).

The details of the **product categories** referred to in this factsheet are available on: https://ec.europa.eu/info/sites/info/files/food-farming-fisheries/farming/documents/agrifood-product-classes-details_en.pdf

More trade statistics including main economic indicators, GDP by sector, trade in goods and trade in commercial services are provided by the EU Commission Directorate-General for Trade on their website: <http://ec.europa.eu/trade/policy/countries-and-regions/statistics/>

Extraction date: 16-03-2022

Table of Contents	pg
1. Selection of indicators	
- Agricultural indicators	2
- Trade indicators	2
- Ranking of EU main Agri-Food trade partners and French Southern Territories	2
2. Structure of EU Agri-Food trade with French Southern Territories, 2011 - 2021	3
3. EU Agri-Food EXPORTS to French Southern Territories by product category	
- Top EU Agri-Food exports in 2021	4
- Evolution of 20 top EU Agri-Food exports, 2017 - 2021	4
- Evolution of EU Agri-Food exports, 2017 - 2021	5
4. EU Agri-Food IMPORTS from French Southern Territories by product category	
- Top EU Agri-Food imports in 2021	6
- Evolution of 20 top EU Agri-Food imports, 2017 - 2021	6
- Evolution of EU Agri-Food imports, 2017 - 2021	7
5. EU Agri-Food trade with French Southern Territories by HS chapters	
- Evolution of EU Agri-Food exports, 2017 - 2021	8
- Evolution of EU Agri-Food imports, 2017 - 2021	8

DISCLAIMER

Any error in the data provided is the sole responsibility of the EU Commission Directorate-General for Agriculture and Rural Development Unit G.1.

Please send your feedback to: agri-G1@ec.europa.eu

EU Agri-Food trade with: French Southern Territories

1. Selection of indicators

Agricultural indicators

	Unit	Period	World	Partner
1 Agriculture, value added	(% of GDP)	2020	4.3	n.a.
2 Employment in agriculture	(% of total employment)	2019	26.7	n.a.
3 Arable land	(ha)		n.a.	n.a.
4 Crop production index	(2004 2006 = 100)	2014	0.2	n.a.
5 Livestock production index	(2004 2006 = 100)	2014	0.2	n.a.
6 Food production index	(2004 2006 = 100)	2014	0.2	n.a.
7 Rural population	(% of total population)	2020	43.8	n.a.

Source: World Bank

Trade indicators

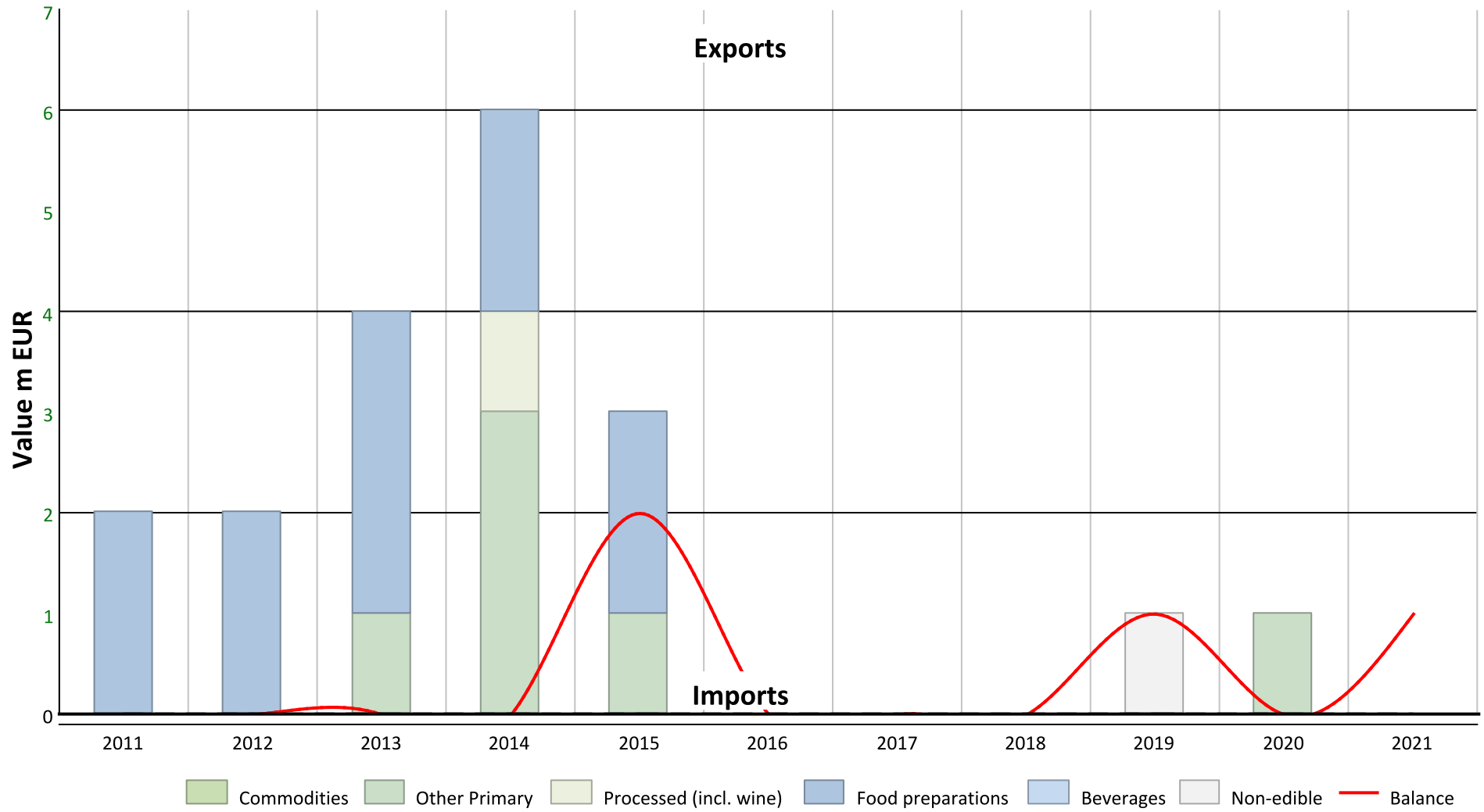
	Unit	Exports	Imports	Balance
EU27 Agri-Food trade with French Southern Territories				
Agri-Food trade value	m EUR	1	0	1
- as share of EU27 total Agri-Food trade	(%)	0.0	0.0	
- as share of EU27 total trade with French Southern Territories	(%)	4.4	0.0	
% change 2020 - 2021		-50.0		
Annual rate of change from 2011 - 2021	(%)	-6.7		
EU27 total trade with French Southern Territories				
Total trade value	m EUR	23	8	15
- as share of EU27 total trade	(%)	0.0	0.0	
EU27 world trade				
Total trade value	m EUR	2 180 402	2 112 458	67 944
Total Agri-Food trade	m EUR	198 068	130 158	67 910
- as share of EU27 total trade	(%)	9.1	6.2	100.0

Ranking of EU main Agri-Food trade partners and French Southern Territories

Top Destinations: 2021				Top Origins: 2021			
		Value (million EUR)	% Share Extra-EU			Value (million EUR)	% Share Extra-EU
1	United Kingdom	41 926	21.4	1	Brazil	13 542	10.5
2	USA	24 499	12.5	2	United Kingdom	11 837	9.2
3	China	17 135	8.7	3	USA	9 258	7.2
4	Switzerland	9 846	5.0	4	Ukraine	6 896	5.3
5	Japan	7 384	3.8	5	China	6 094	4.7
6	Russia	7 355	3.7	6	Indonesia	5 607	4.3
7	Norway	5 412	2.8	7	Argentina	5 189	4.0
8	Canada	4 049	2.1	8	Turkey	5 030	3.9
9	South Korea	3 939	2.0	9	Switzerland	4 520	3.5
10	Saudi Arabia	3 631	1.8	10	Ivory Coast	3 340	2.6
11	Turkey	3 555	1.8	11	India	2 920	2.3
12	Australia	3 299	1.7	12	Canada	2 828	2.2
13	Ukraine	3 107	1.6	13	Peru	2 708	2.1
14	Algeria	2 950	1.5	14	Malaysia	2 680	2.1
15	Israel	2 647	1.3	15	Morocco	2 628	2.0
16	Morocco	2 364	1.2	16	South Africa	2 291	1.8
17	United Arab Emirates	2 347	1.2	17	Vietnam	2 233	1.7
18	Egypt	2 181	1.1	18	Russia	2 180	1.7
19	Hong Kong	2 157	1.1	19	Colombia	2 145	1.7
20	Singapore	1 957	1.0	20	Serbia	1 962	1.5
184	French Southern Territories	1	0.0	183	French Southern Territories	0	0.0
	Rest of the World	44 560	21.7		Rest of the World	33 352	25.0

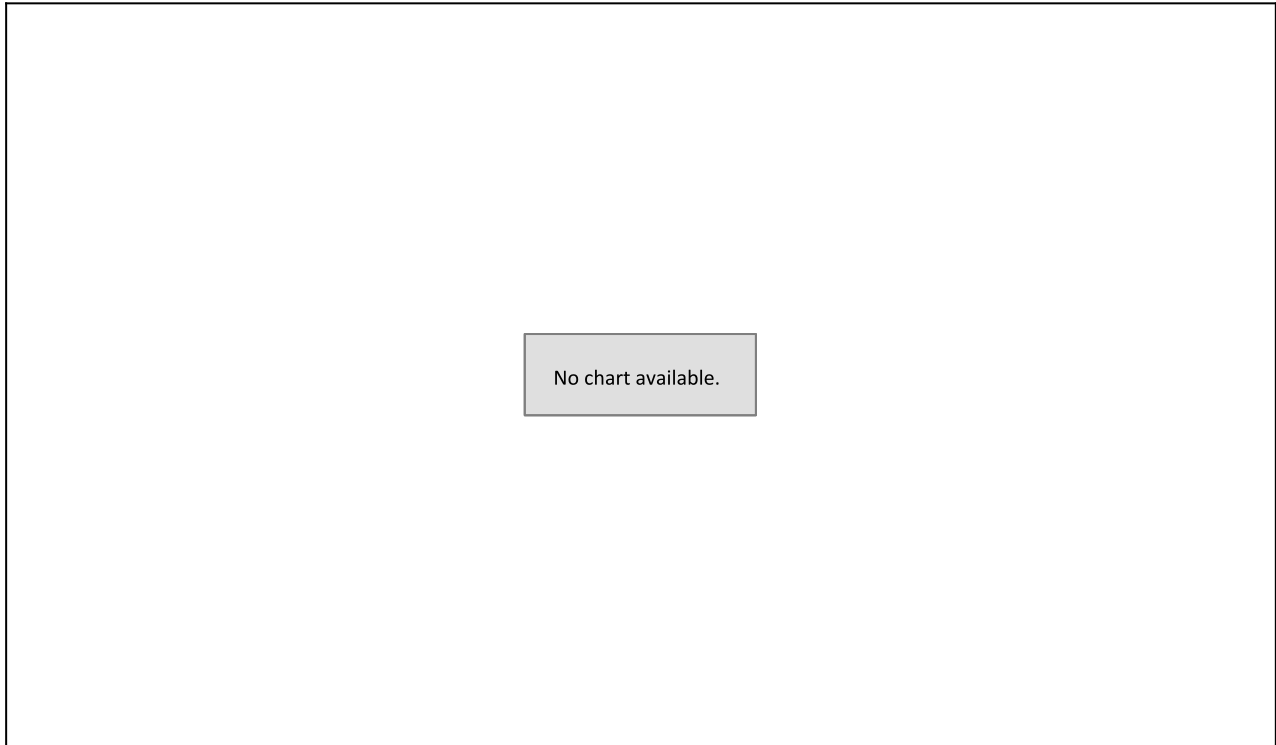
EU Agri-Food trade with: French Southern Territories

2. Structure of EU Agri-Food trade with French Southern Territories, 2011 - 2021



3. EU Agri-Food EXPORTS to French Southern Territories by product category

Top EU Agri-Food exports to French Southern Territories in 2021



Evolution of 20 top EU Agri-Food exports to French Southern Territories, 2017 - 2021

		Exports							
		Value (million EUR)					%		
		2017	2018	2019	2020	2021	Share in all Agri 2021	Change 2020-2021	
1	Preparations of vegetables, fruit or nuts	0	0	0	0	0	0.0		
2	Poultry meat, fresh, chilled and frozen	0	0		1	0	0.0	-100.0	
3	Cheese			0		0	0.0		
4	Cut flowers and plants	0	0	0	0	0	0.0		
5	Waters and soft drinks	0	0	0	0	0	0.0		
6	Offal, animal fats and other meats, fresh, chilled and frozen		0	0		0	0.0		
7	Cigars and cigarettes	0	0	0	0	0	0.0		
8	Chocolate, confectionery and ice cream	0	0	0	0	0	0.0		
9	Roasted coffee and tea		0	0	0	0	0.0		
10	Meat preparations			0	0	0	0.0		
11	Pet food				0	0	0.0		
12	Bulbs, roots and live plants		0	1	0	0	0.0		
13	Spirits and liqueurs			0	0	0	0.0		
14	Beer					0	0.0		
15	Food preparations, not specified	0	0	0	0	0	0.0		
16	Vegetable oils other than palm & olive oils		0		0	0	0.0		
17	Pasta, pastry, biscuits and bread			0	0	0	0.0		
18	Casein, other albuminoidal substances and modified starches					0	0.0		
19	Essential oils		0						
19	Pigmeat, fresh, chilled and frozen		0	0					
19	Gums, resins and plant extracts	0							
19	Soups and sauces				0				


EU Agri-Food trade with: French Southern Territories

Evolution of EU Agri-Food exports to French Southern Territories, 2017 - 2021

	Exports						
	Value (million EUR)					%	
	2017	2018	2019	2020	2021	Share in all Agri 2021	Change 2020-2021
Agri Food	1	1	1	2	1	100.0	-50.0
Agricultural food and feed products	0	0	1	1	0	0.0	-100.0
- Commodities	0	0	0	0	0	0.0	
-- Wheat							
-- Cereals, other than wheat and rice							
-- Rice							
-- Flours and other products of the milling industry							
-- Malt							
-- Starches, inulin & gluten							
-- Soyabeans							
-- Oilseeds, other than soyabeans							
-- Palm & palm kernel oils				0			
-- Vegetable oils other than palm & olive oils		0		0	0	0.0	
-- Oilcakes							
-- Other feed and feed ingredients							
-- Beet and cane sugar							
-- Sugar, other than beet & cane							
-- Milk powders and whey							
-- Butter			0				
-- Gums, resins and plant extracts	0						
-- Unroasted coffee, tea in bulk & mate		0	0				
-- Cocoa beans							
-- Cocoa paste and powder							
-- Agricultural commodities, not specified							
- Other primary	0	0	0	1	0	0.0	-100.0
-- Live animals							
-- Bovine meat, fresh, chilled and frozen	0	0	0				
-- Pigmeat, fresh, chilled and frozen		0	0				
-- Poultry meat, fresh, chilled and frozen	0	0		1	0	0.0	-100.0
-- Sheep and goat meat, fresh, chilled and frozen							
-- Offal, animal fats and other meats, fresh, chilled and frozen		0	0		0	0.0	
-- Fresh milk and cream, buttermilk and yoghurt							
-- Eggs and honey							
-- Vegetables, fresh, chilled and dried				0			
-- Fruit, fresh or dried, excl. citrus & tropical fruit				0			
-- Citrus fruit							
-- Tropical fruit, fresh or dried, nuts and spices							
-- Miscellaneous seeds and hop cones	0						
-- Agricultural primary food products, not specified							
- Processed (incl. wine)	0	0	0	0	0	0.0	
-- Meat preparations			0	0	0	0.0	
-- Cheese			0		0	0.0	
-- Olive oil				0			
-- Preparations of vegetables, fruit or nuts	0	0	0	0	0	0.0	
-- Fruit juices							
-- Wine, vermouth, cider and vinegar		0		0			
-- Roasted coffee and tea		0	0	0	0	0.0	
Food preparations and beverages	0	0	0	0	0	0.0	
- Food preparations	0	0	0	0	0	0.0	
-- Chocolate, confectionery and ice cream	0	0	0	0	0	0.0	
-- Infant food and other cereals, flour, starch or milk preparations	0			0			
-- Pasta, pastry, biscuits and bread			0	0	0	0.0	
-- Soups and sauces				0			
-- Coffee and tea extracts							
-- Food preparations, not specified	0	0	0	0	0	0.0	
-- Pet food				0	0	0.0	
- Beverages	0	0	0	0	0	0.0	
-- Waters and soft drinks	0	0	0	0	0	0.0	
-- Beer					0	0.0	
-- Spirits and liqueurs			0	0	0	0.0	
-- Odoriferous substances	0						
Non-edible	0	0	1	0	0	0.0	
- Non-edible	0	0	1	0	0	0.0	
-- Raw hides, skins and furskins							
-- Non-edible animal products		0		0			
-- Wool and silk							
-- Cotton, flax and hemp, and plaiting materials							
-- Cut flowers and plants	0	0	0	0	0	0.0	
-- Bulbs, roots and live plants		0	1	0	0	0.0	
-- Raw tobacco							
-- Cigars and cigarettes	0	0	0	0	0	0.0	
-- Fatty acids and waxes							
-- Sugar alcohols							
-- Essential oils		0					
-- Ethanol							
-- Casein, other albuminoidal substances and modified starches					0	0.0	
-- Non-edible, not specified	0						
-- Products non-attributable							

4. EU Agri-Food IMPORTS from French Southern Territories by product category

Top EU Agri-Food imports from French Southern Territories in 2021



Evolution of 20 top EU Agri-Food imports from French Southern Territories, 2017 - 2021

		Imports							
		Value (million EUR)					%		
		2017	2018	2019	2020	2021	Share in all Agri 2021	Change 2020-2021	
1	Chocolate, confectionery and ice cream					0			
2	Non-edible animal products		0	0	0	0			
3	Eggs and honey					0			
4	Spirits and liqueurs					0			
5	Preparations of vegetables, fruit or nuts					0			
6	Cigars and cigarettes		0	0					
6	Tropical fruit, fresh or dried, nuts and spices		0	0					
6	Fruit, fresh or dried, excl. citrus & tropical fruit		0						
6	Beet and cane sugar	0							

EU Agri-Food trade with: French Southern Territories

Evolution of EU Agri-Food imports from French Southern Territories, 2017 - 2021

	Imports						
	Value (million EUR)					%	
	2017	2018	2019	2020	2021	Share in all Agri 2021	Change 2020-2021
Agri Food	0	0	0	0	0		
Agricultural food and feed products	0	0	0		0		
- Commodities	0						
-- Wheat							
-- Cereals, other than wheat and rice							
-- Rice							
-- Flours and other products of the milling industry							
-- Malt							
-- Starches, inulin & gluten							
-- Soyabeans							
-- Oilseeds, other than soyabeans							
-- Palm & palm kernel oils							
-- Vegetable oils other than palm & olive oils							
-- Oilcakes							
-- Other feed and feed ingredients							
-- Beet and cane sugar	0						
-- Sugar, other than beet & cane							
-- Milk powders and whey							
-- Butter							
-- Gums, resins and plant extracts							
-- Unroasted coffee, tea in bulk & mate							
-- Cocoa beans							
-- Cocoa paste and powder							
-- Agricultural commodities, not specified							
- Other primary		0	0		0		
-- Live animals							
-- Bovine meat, fresh, chilled and frozen							
-- Pigmeat, fresh, chilled and frozen							
-- Poultry meat, fresh, chilled and frozen							
-- Sheep and goat meat, fresh, chilled and frozen							
-- Offal, animal fats and other meats, fresh, chilled and							
-- Fresh milk and cream, buttermilk and yoghurt							
-- Eggs and honey					0		
-- Vegetables, fresh, chilled and dried							
-- Fruit, fresh or dried, excl. citrus & tropical fruit		0					
-- Citrus fruit							
-- Tropical fruit, fresh or dried, nuts and spices		0	0				
-- Miscellaneous seeds and hop cones							
-- Agricultural primary food products, not specified							
- Processed (incl. wine)					0		
-- Meat preparations							
-- Cheese							
-- Olive oil							
-- Preparations of vegetables, fruit or nuts					0		
-- Fruit juices							
-- Wine, vermouth, cider and vinegar							
-- Roasted coffee and tea							
- Food preparations and beverages					0		
- Food preparations					0		
-- Chocolate, confectionery and ice cream					0		
-- Infant food and other cereals, flour, starch or milk							
-- Pasta, pastry, biscuits and bread							
-- Soups and sauces							
-- Coffee and tea extracts							
-- Food preparations, not specified							
-- Pet food							
- Beverages					0		
-- Waters and soft drinks							
-- Beer							
-- Spirits and liqueurs					0		
-- Odoriferous substances							
- Non-edible		0	0	0	0		
- Non-edible		0	0	0	0		
-- Raw hides, skins and furskins							
-- Non-edible animal products		0	0	0	0		
-- Wool and silk							
-- Cotton, flax and hemp, and plaiting materials							
-- Cut flowers and plants							
-- Bulbs, roots and live plants							
-- Raw tobacco							
-- Cigars and cigarettes		0	0				
-- Fatty acids and waxes							
-- Sugar alcohols							
-- Essential oils							
-- Ethanol							
-- Casein, other albuminoidal substances and modified							
-- Non-edible, not specified							
-- Products non-attributable							

EU Agri-Food trade with: French Southern Territories

5. EU Agri-Food trade with French Southern Territories by HS chapters

Evolution of EU Agri-Food exports to French Southern Territories, 2017 - 2021

		Exports						
		Value (million EUR)					%	
		2017	2018	2019	2020	2021	Share in all Agri 2021	Change 2020-2021
	Agri Food	1	1	1	2	1	100.0	-50.0
01	Live Animals							
02	Meat and edible meat offal	0	0	0	1	0	0.0	-100.0
04	Dairy produce			0		0	0.0	
05	Products of animal origin		0		0			
06	Live trees and other plants	0	0	0	0	0	0.0	
07	Edible vegetables, roots & tubers				0			
08	Edible fruits & nuts				0			
09	Coffee, tea, mate & spices		0	0	0	0	0.0	
10	Cereals							
11	Products of the milling industry							
12	Oil seeds & oleaginous fruits	0		1	0			
13	Lacs, gums, resins & other veg. saps	0						
14	Vegetable products n.e.s.							
15	Animal or vegetable fats & oils		0		0	0	0.0	
16	Preparations of meat			0	0	0	0.0	
17	Sugars & sugar confectionery							
18	Cocoa & cocoa preparations	0	0	0	0	0	0.0	
19	Preps. of cereals, flour, starch, etc.	0		0	0	0	0.0	
20	Preps. of vegetables, fruits, nuts & plants	0	0	0	0	0	0.0	
21	Miscellaneous edible preparations	0	0	0	0	0	0.0	
22	Beverages, spirits & vinegar	0	0	0	0	0	0.0	
23	Residues and waste from food industry				0	0	0.0	
24	Tobacco & tobacco products	0	0	0	0	0	0.0	
	Other WTO products outside chapters 1-24	0	0			0	0.0	

Evolution of Agri-Food imports from French Southern Territories, 2017 - 2021

		Imports						
		Value (million EUR)					%	
		2017	2018	2019	2020	2021	Share in all Agri 2021	Change 2020-2021
	Agri Food	0	0	0	0	0		
01	Live Animals							
02	Meat and edible meat offal							
04	Dairy produce					0		
05	Products of animal origin		0	0	0	0		
06	Live trees and other plants							
07	Edible vegetables, roots & tubers							
08	Edible fruits & nuts		0	0				
09	Coffee, tea, mate & spices							
10	Cereals							
11	Products of the milling industry							
12	Oil seeds & oleaginous fruits							
13	Lacs, gums, resins & other veg. saps							
14	Vegetable products n.e.s.							
15	Animal or vegetable fats & oils							
16	Preparations of meat							
17	Sugars & sugar confectionery	0				0		
18	Cocoa & cocoa preparations							
19	Preps. of cereals, flour, starch, etc.							
20	Preps. of vegetables, fruits, nuts & plants					0		
21	Miscellaneous edible preparations							
22	Beverages, spirits & vinegar					0		
23	Residues and waste from food industry							
24	Tobacco & tobacco products		0	0				
	Other WTO products outside chapters 1-24							