



## AGRI-FOOD TRADE STATISTICAL FACTSHEET

### European Union - Andean community 3

#### Notes to the reader:

The data used in this factsheet were provided by ISDB and extracted from the **COMEXT-EUROSTAT** database unless otherwise indicated, in statistical regime IV.

"EU" refers to the European Union at 27 members (after the withdrawal of the UK) for all years indicated.

"Agri-Food products" refers to the WTO definition of agricultural products and includes the chapters 1-24 (excluding fish and fish products) of the Harmonised System, and a number of headings in chapters 29, 33, 35, 38, 41, 43 and 50-53. The aggregate of EU Agri-Food trade does not contain tariff codes CN 3302.10.40 and CN 3302.10.90 (some odoriferous substances which are regarded as industrial products).

The details of the **product categories** referred to in this factsheet are available on: [https://ec.europa.eu/info/sites/info/files/food-farming-fisheries/farming/documents/agrifood-product-classes-details\\_en.pdf](https://ec.europa.eu/info/sites/info/files/food-farming-fisheries/farming/documents/agrifood-product-classes-details_en.pdf)

More trade statistics including main economic indicators, GDP by sector, trade in goods and trade in commercial services are provided by the EU Commission Directorate-General for Trade on their website: <http://ec.europa.eu/trade/policy/countries-and-regions/statistics/>

**Extraction date:** 16-03-2022

| Table of Contents   | pg |
|---|----|
| 1. Selection of indicators  |    |
| - Trade indicators  | 2  |
| 2. Structure of EU Agri-Food trade with Andean community 3, 2011 - 2021 | 3  |
| 3. EU Agri-Food EXPORTS to Andean community 3 by product category       |    |
| - Top EU Agri-Food exports in 2021                                      | 4  |
| - Evolution of 20 top EU Agri-Food exports, 2017 - 2021                 | 4  |
| - Evolution of EU Agri-Food exports, 2017 - 2021                        | 5  |
| 4. EU Agri-Food IMPORTS from Andean community 3 by product category     |    |
| - Top EU Agri-Food imports in 2021                                      | 6  |
| - Evolution of 20 top EU Agri-Food imports, 2017 - 2021                 | 6  |
| - Evolution of EU Agri-Food imports, 2017 - 2021                        | 7  |
| 5. EU Agri-Food trade with Andean community 3 by HS chapters            |    |
| - Evolution of EU Agri-Food exports, 2017 - 2021                        | 8  |
| - Evolution of EU Agri-Food imports, 2017 - 2021                        | 8  |

#### Andean community 3

Colombia, Ecuador, Peru

#### DISCLAIMER

Any error in the data provided is the sole responsibility of the EU Commission Directorate-General for Agriculture and Rural Development Unit G.1.

Please send your feedback to: [agri-G1@ec.europa.eu](mailto:agri-G1@ec.europa.eu)

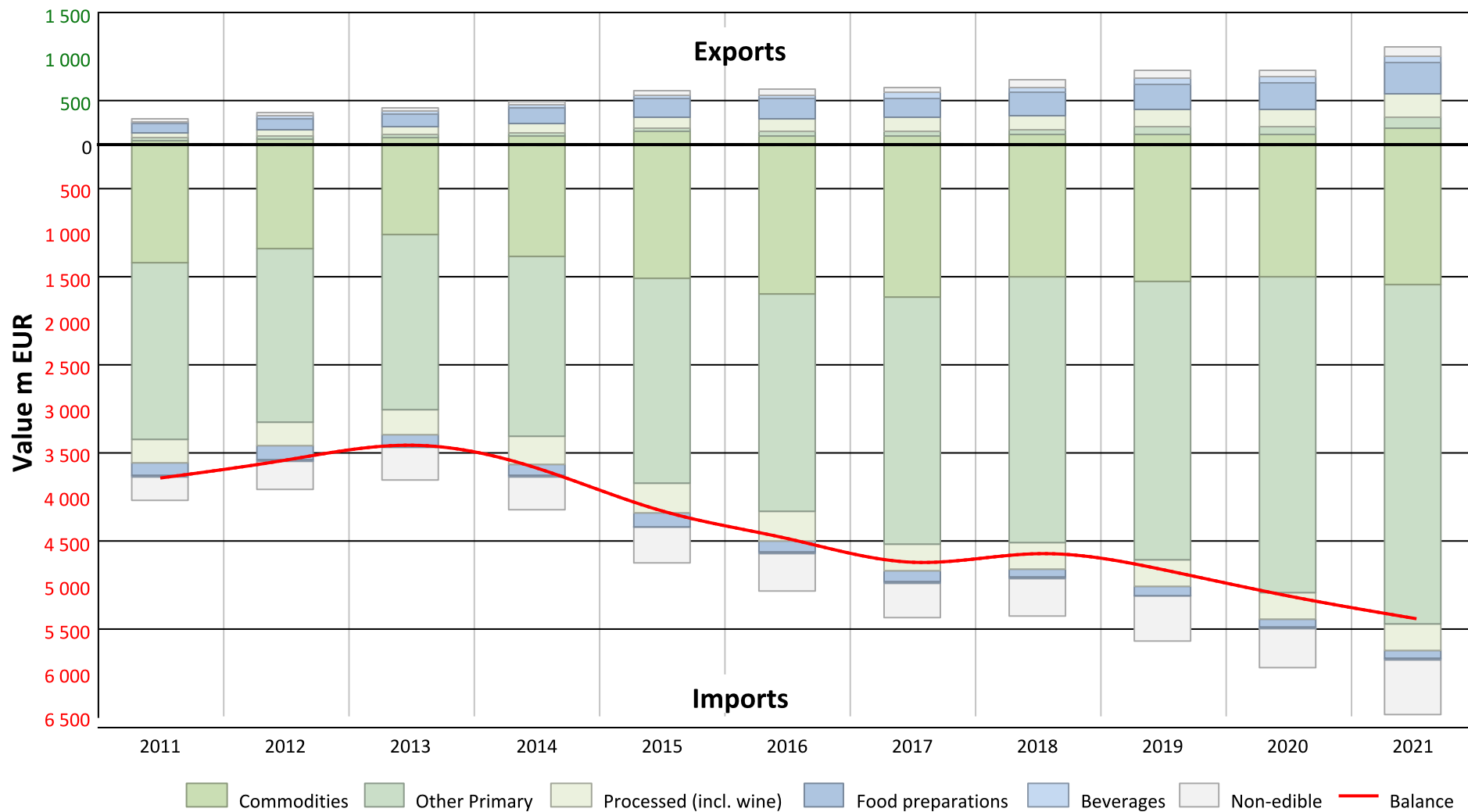
## 1. Selection of indicators

### Trade indicators

|  | Unit  | Exports   | Imports   | Balance |
|--|-------|-----------|-----------|---------|
| <b>EU27 Agri-Food trade with Andean community 3</b>    |       |           |           |         |
| Agri-Food trade value                                  | m EUR | 1 105     | 6 476     | -5 371  |
| - as share of EU27 total Agri-Food trade               | (%)   | 0.6       | 5.0       |         |
| - as share of EU27 total trade with Andean community 3 | (%)   | 9.2       | 44.7      |         |
| % change 2020 - 2021                                   |       | 31.9      | 8.8       |         |
| Annual rate of change from 2011 - 2021                 | (%)   | 14.6      | 4.8       |         |
|  |       |           |           |         |
|  |       |           |           |         |
| <b>EU27 total trade with Andean community 3</b>        |       |           |           |         |
| Total trade value                                      | m EUR | 12 011    | 14 483    | -2 472  |
| - as share of EU27 total trade                         | (%)   | 0.6       | 0.7       |         |
|  |       |           |           |         |
| <b>EU27 world trade</b>                                |       |           |           |         |
| Total trade value                                      | m EUR | 2 180 402 | 2 112 458 | 67 944  |
| Total Agri-Food trade                                  | m EUR | 198 068   | 130 158   | 67 910  |
| - as share of EU27 total trade                         | (%)   | 9.1       | 6.2       | 100.0   |

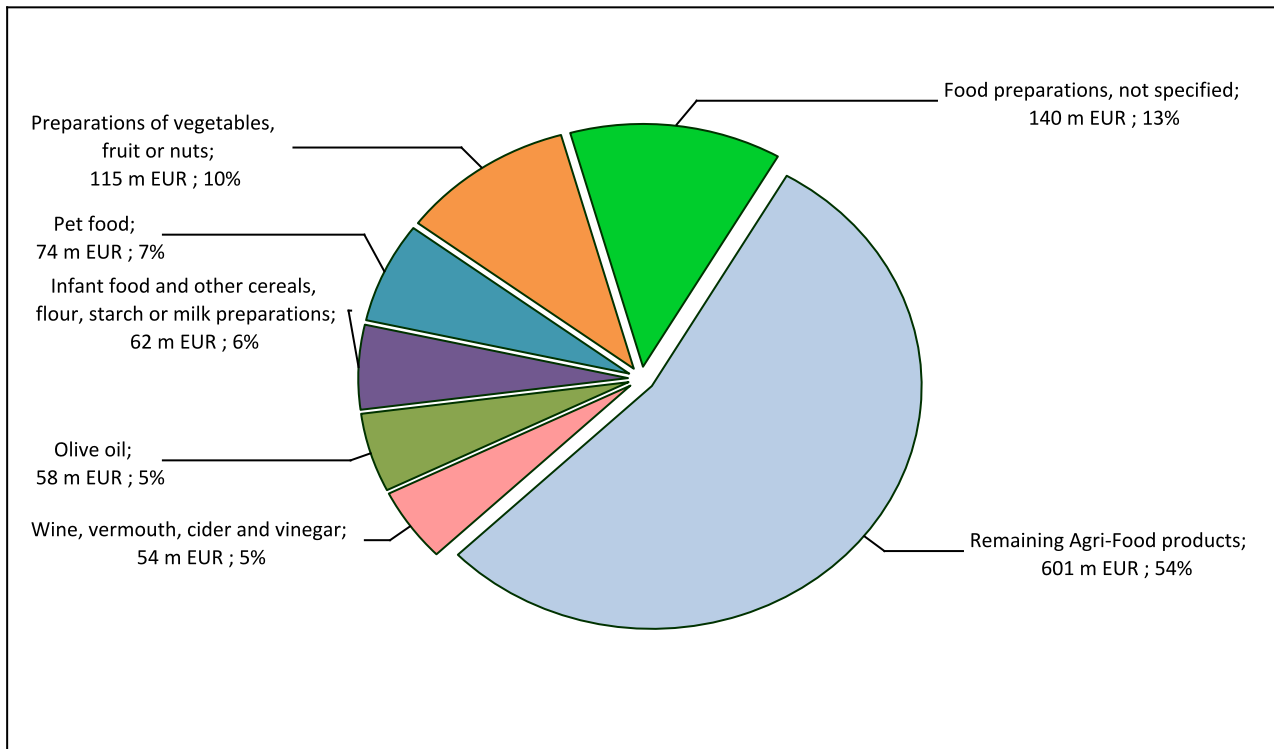
## EU Agri-Food trade with: Andean community 3

### 2. Structure of EU Agri-Food trade with Andean community 3, 2011 - 2021



3. EU Agri-Food EXPORTS to Andean community 3 by product category

Top EU Agri-Food exports to Andean community 3 in 2021



Evolution of 20 top EU Agri-Food exports to Andean community 3, 2017 - 2021

|    |   | Exports             |      |      |      |      |                        |                  |
|----|---|---------------------|------|------|------|------|------------------------|------------------|
|    |   | Value (million EUR) |      |      |      |      | %                      |                  |
|    |   | 2017                | 2018 | 2019 | 2020 | 2021 | Share in all Agri 2021 | Change 2020-2021 |
| 1  | Food preparations, not specified                                  | 81                  | 95   | 107  | 123  | 140  | 12.7                   | 13.8             |
| 2  | Preparations of vegetables, fruit or nuts                         | 72                  | 77   | 100  | 84   | 115  | 10.4                   | 36.9             |
| 3  | Pet food  | 39                  | 47   | 54   | 55   | 74   | 6.7                    | 34.5             |
| 4  | Infant food and other cereals, flour, starch or milk preparations | 45                  | 48   | 47   | 59   | 62   | 5.6                    | 5.1              |
| 5  | Olive oil   | 39                  | 40   | 36   | 43   | 58   | 5.2                    | 34.9             |
| 6  | Wine, vermouth, cider and vinegar                                 | 31                  | 34   | 42   | 38   | 54   | 4.9                    | 42.1             |
| 7  | Milk powders and whey   | 21                  | 34   | 34   | 31   | 48   | 4.3                    | 54.8             |
| 8  | Pasta, pastry, biscuits and bread                                 | 25                  | 34   | 37   | 36   | 43   | 3.9                    | 19.4             |
| 9  | Bulbs, roots and live plants                                      | 24                  | 31   | 30   | 31   | 43   | 3.9                    | 38.7             |
| 10 | Fruit, fresh or dried, excl. citrus & tropical fruit              | 21                  | 17   | 33   | 31   | 32   | 2.9                    | 3.2              |
| 11 | Chocolate, confectionery and ice cream                            | 25                  | 25   | 27   | 27   | 31   | 2.8                    | 14.8             |
| 12 | Waters and soft drinks  | 13                  | 17   | 20   | 21   | 28   | 2.5                    | 33.3             |
| 13 | Cereals, other than wheat and rice                                | 1                   | 7    | 6    | 4    | 27   | 2.4                    | 575.0            |
| 14 | Casein, other albuminoidal substances and modified starches       | 13                  | 16   | 18   | 15   | 26   | 2.4                    | 73.3             |
| 15 | Miscellaneous seeds and hop cones                                 | 14                  | 13   | 18   | 24   | 25   | 2.3                    | 4.2              |
| 16 | Beer  | 31                  | 24   | 31   | 27   | 25   | 2.3                    | -7.4             |
| 17 | Spirits and liqueurs  | 18                  | 16   | 17   | 16   | 23   | 2.1                    | 43.8             |
| 18 | Cheese  | 9                   | 10   | 12   | 15   | 22   | 2.0                    | 46.7             |
| 19 | Malt  | 12                  | 7    | 13   | 10   | 22   | 2.0                    | 120.0            |
| 20 | Non-edible animal products  | 8                   | 9    | 12   | 14   | 21   | 1.9                    | 50.0             |
|    | Remaining Agri-Food products                                      | 104                 | 120  | 131  | 133  | 185  | 16.7                   | 39.1             |

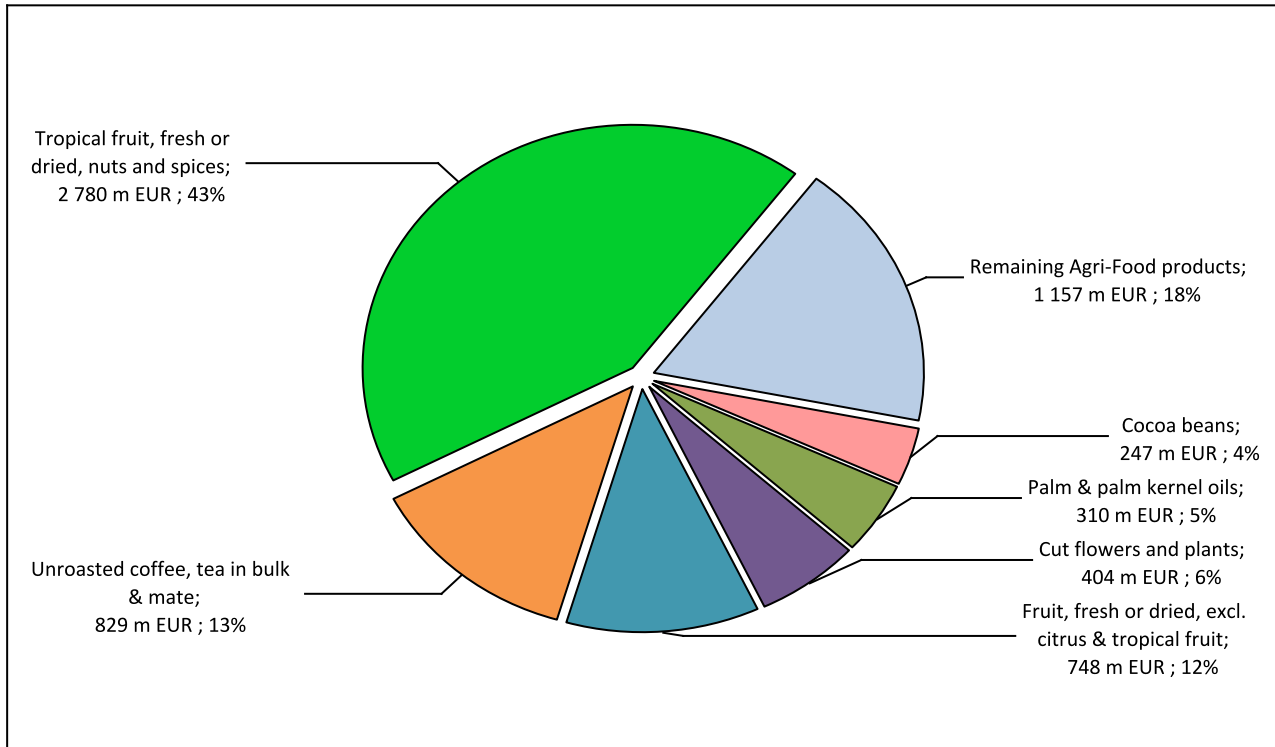
# EU Agri-Food trade with: Andean community 3

## Evolution of EU Agri-Food exports to Andean community 3, 2017 - 2021

|  | Exports             |            |            |            |              |                        |                  |
|--|---------------------|------------|------------|------------|--------------|------------------------|------------------|
|  | Value (million EUR) |            |            |            |              | %                      |                  |
|  | 2017                | 2018       | 2019       | 2020       | 2021         | Share in all Agri 2021 | Change 2020-2021 |
| <b>Agri Food</b>   | <b>645</b>          | <b>720</b> | <b>827</b> | <b>838</b> | <b>1 105</b> | <b>100.0</b>           | <b>31.9</b>      |
| <b>Agricultural food and feed products</b>                           | <b>299</b>          | <b>326</b> | <b>393</b> | <b>385</b> | <b>560</b>   | <b>50.7</b>            | <b>45.5</b>      |
| - Commodities  | 85                  | 101        | 108        | 106        | 177          | 16.0                   | 67.0             |
| -- Wheat   | 0                   | 0          | 0          | 0          |              |                        |                  |
| -- Cereals, other than wheat and rice                                | 1                   | 7          | 6          | 4          | 27           | 2.4                    | 575.0            |
| -- Rice  | 0                   | 0          | 0          | 0          | 1            | 0.1                    |                  |
| -- Flours and other products of the milling industry                 | 2                   | 3          | 3          | 4          | 3            | 0.3                    | -25.0            |
| -- Malt  | 12                  | 7          | 13         | 10         | 22           | 2.0                    | 120.0            |
| -- Starches, inulin & gluten   | 14                  | 13         | 16         | 13         | 14           | 1.3                    | 7.7              |
| -- Soyabeans   | 0                   | 0          |            |            |              |                        |                  |
| -- Oilseeds, other than soyabeans                                    | 0                   | 0          | 0          | 1          | 2            | 0.2                    | 100.0            |
| -- Palm & palm kernel oils   | 0                   | 0          | 0          | 1          | 0            | 0.0                    | -100.0           |
| -- Vegetable oils other than palm & olive oils                       | 11                  | 11         | 11         | 11         | 14           | 1.3                    | 27.3             |
| -- Oilcakes  | 0                   | 0          |            | 0          | 0            | 0.0                    |                  |
| -- Other feed and feed ingredients                                   | 8                   | 8          | 8          | 12         | 17           | 1.5                    | 41.7             |
| -- Beet and cane sugar   | 3                   | 0          | 1          | 0          | 0            | 0.0                    |                  |
| -- Sugar, other than beet & cane                                     | 1                   | 2          | 2          | 3          | 6            | 0.5                    | 100.0            |
| -- Milk powders and whey   | 21                  | 34         | 34         | 31         | 48           | 4.3                    | 54.8             |
| -- Butter  | 0                   | 2          | 0          | 0          | 0            | 0.0                    |                  |
| -- Gums, resins and plant extracts                                   | 8                   | 9          | 10         | 11         | 15           | 1.4                    | 36.4             |
| -- Unroasted coffee, tea in bulk & mate                              | 0                   | 0          | 0          | 0          | 1            | 0.1                    |                  |
| -- Cocoa beans   |                     |            | 0          | 0          | 0            | 0.0                    |                  |
| -- Cocoa paste and powder  | 2                   | 3          | 3          | 3          | 5            | 0.5                    | 66.7             |
| -- Agricultural commodities, not specified                           | 1                   | 1          | 1          | 1          | 0            | 0.0                    | -100.0           |
| - Other primary  | 54                  | 52         | 80         | 84         | 117          | 10.6                   | 39.3             |
| -- Live animals  | 3                   | 4          | 4          | 3          | 4            | 0.4                    | 33.3             |
| -- Bovine meat, fresh, chilled and frozen                            | 0                   | 0          | 0          | 0          | 0            | 0.0                    |                  |
| -- Pigmeat, fresh, chilled and frozen                                | 0                   | 0          | 0          | 0          | 17           | 1.9                    |                  |
| -- Poultry meat, fresh, chilled and frozen                           | 0                   | 0          | 0          | 0          | 0            | 0.0                    |                  |
| -- Sheep and goat meat, fresh, chilled and frozen                    | 0                   | 0          | 0          | 0          |              |                        |                  |
| -- Offal, animal fats and other meats, fresh, chilled and frozen     | 0                   | 0          | 1          | 0          | 4            | 0.4                    |                  |
| -- Fresh milk and cream, buttermilk and yoghurt                      | 4                   | 3          | 8          | 5          | 11           | 1.0                    | 120.0            |
| -- Eggs and honey  | 0                   | 0          | 0          | 1          | 1            | 0.1                    | 0.0              |
| -- Vegetables, fresh, chilled and dried                              | 8                   | 10         | 11         | 13         | 16           | 1.4                    | 23.1             |
| -- Fruit, fresh or dried, excl. citrus & tropical fruit              | 21                  | 17         | 33         | 31         | 32           | 2.9                    | 3.2              |
| -- Citrus fruit  | 0                   | 1          | 1          | 1          | 1            | 0.1                    | 0.0              |
| -- Tropical fruit, fresh or dried, nuts and spices                   | 4                   | 4          | 4          | 6          | 6            | 0.5                    | 0.0              |
| -- Miscellaneous seeds and hop cones                                 | 14                  | 13         | 18         | 24         | 25           | 2.3                    | 4.2              |
| -- Agricultural primary food products, not specified                 |                     |            |            |            |              |                        |                  |
| - Processed (incl. wine)   | 160                 | 173        | 205        | 195        | 267          | 24.2                   | 36.9             |
| -- Meat preparations   | 8                   | 9          | 11         | 11         | 14           | 1.3                    | 27.3             |
| -- Cheese  | 9                   | 10         | 12         | 15         | 22           | 2.0                    | 46.7             |
| -- Olive oil   | 39                  | 40         | 36         | 43         | 58           | 5.2                    | 34.9             |
| -- Preparations of vegetables, fruit or nuts                         | 72                  | 77         | 100        | 84         | 115          | 10.4                   | 36.9             |
| -- Fruit juices  | 1                   | 1          | 3          | 2          | 1            | 0.1                    | -50.0            |
| -- Wine, vermouth, cider and vinegar                                 | 31                  | 34         | 42         | 38         | 54           | 4.9                    | 42.1             |
| -- Roasted coffee and tea  | 2                   | 2          | 2          | 2          | 2            | 0.2                    | 0.0              |
| <b>Food preparations and beverages</b>                               | <b>285</b>          | <b>314</b> | <b>351</b> | <b>375</b> | <b>439</b>   | <b>39.7</b>            | <b>17.1</b>      |
| - Food preparations  | 223                 | 258        | 282        | 311        | 362          | 32.8                   | 16.4             |
| -- Chocolate, confectionery and ice cream                            | 25                  | 25         | 27         | 27         | 31           | 2.8                    | 14.8             |
| -- Infant food and other cereals, flour, starch or milk preparations | 45                  | 48         | 47         | 59         | 62           | 5.6                    | 5.1              |
| -- Pasta, pastry, biscuits and bread                                 | 25                  | 34         | 37         | 36         | 43           | 3.9                    | 19.4             |
| -- Soups and sauces  | 4                   | 6          | 7          | 9          | 9            | 0.8                    | 0.0              |
| -- Coffee and tea extracts   | 4                   | 3          | 3          | 2          | 2            | 0.2                    | 0.0              |
| -- Food preparations, not specified                                  | 81                  | 95         | 107        | 123        | 140          | 12.7                   | 13.8             |
| -- Pet food  | 39                  | 47         | 54         | 55         | 74           | 6.7                    | 34.5             |
| - Beverages  | 61                  | 57         | 69         | 64         | 77           | 7.0                    | 20.3             |
| -- Waters and soft drinks  | 13                  | 17         | 20         | 21         | 28           | 2.5                    | 33.3             |
| -- Beer  | 31                  | 24         | 31         | 27         | 25           | 2.3                    | -7.4             |
| -- Spirits and liqueurs  | 18                  | 16         | 17         | 16         | 23           | 2.1                    | 43.8             |
| -- Odoriferous substances  | 0                   | 0          | 0          | 0          | 1            | 0.1                    |                  |
| <b>Non-edible</b>  | <b>61</b>           | <b>80</b>  | <b>83</b>  | <b>77</b>  | <b>106</b>   | <b>9.6</b>             | <b>37.7</b>      |
| - Non-edible   | 61                  | 80         | 83         | 77         | 106          | 9.6                    | 37.7             |
| -- Raw hides, skins and furskins                                     | 0                   | 0          | 0          | 0          | 2            | 0.2                    |                  |
| -- Non-edible animal products  | 8                   | 9          | 12         | 14         | 21           | 1.9                    | 50.0             |
| -- Wool and silk   | 0                   | 0          | 0          | 0          | 0            | 0.0                    |                  |
| -- Cotton, flax and hemp, and plaiting materials                     | 0                   | 1          | 1          | 0          | 1            | 0.1                    |                  |
| -- Cut flowers and plants  | 0                   | 0          | 0          | 1          | 0            | 0.0                    | -100.0           |
| -- Bulbs, roots and live plants                                      | 24                  | 31         | 30         | 31         | 43           | 3.9                    | 38.7             |
| -- Raw tobacco   | 0                   |            | 0          |            | 0            | 0.0                    |                  |
| -- Cigars and cigarettes   | 4                   | 10         | 7          | 5          | 3            | 0.3                    | -40.0            |
| -- Fatty acids and waxes   | 1                   | 1          | 1          | 1          | 1            | 0.1                    | 0.0              |
| -- Sugar alcohols  | 1                   | 1          | 2          | 1          | 3            | 0.3                    | 200.0            |
| -- Essential oils  | 4                   | 7          | 7          | 5          | 5            | 0.5                    | 0.0              |
| -- Ethanol   | 1                   | 1          | 1          | 1          | 1            | 0.1                    | 0.0              |
| -- Casein, other albuminoidal substances and modified starches       | 13                  | 16         | 18         | 15         | 26           | 2.4                    | 73.3             |
| -- Non-edible, not specified   | 2                   | 0          | 1          | 1          | 0            | 0.0                    | -100.0           |
| -- Products non-attributable   | 3                   | 3          | 3          | 3          | 0            | 0.0                    | -100.0           |

4. EU Agri-Food IMPORTS from Andean community 3 by product category

Top EU Agri-Food imports from Andean community 3 in 2021



Evolution of 20 top EU Agri-Food imports from Andean community 3, 2017 - 2021

|    |  | Imports             |       |       |       |       |                        |                  |
|----|--|---------------------|-------|-------|-------|-------|------------------------|------------------|
|    |  | Value (million EUR) |       |       |       |       | %                      |                  |
|    |  | 2017                | 2018  | 2019  | 2020  | 2021  | Share in all Agri 2021 | Change 2020-2021 |
| 1  | Tropical fruit, fresh or dried, nuts and spices      | 2 252               | 2 316 | 2 355 | 2 677 | 2 780 | 42.9                   | 3.8              |
| 2  | Unroasted coffee, tea in bulk & mate                 | 883                 | 748   | 779   | 766   | 829   | 12.8                   | 8.2              |
| 3  | Fruit, fresh or dried, excl. citrus & tropical fruit | 309                 | 436   | 521   | 637   | 748   | 11.6                   | 17.4             |
| 4  | Cut flowers and plants                               | 293                 | 327   | 341   | 311   | 404   | 6.2                    | 29.9             |
| 5  | Palm & palm kernel oils                              | 400                 | 349   | 291   | 286   | 310   | 4.8                    | 8.4              |
| 6  | Cocoa beans  | 278                 | 216   | 252   | 232   | 247   | 3.8                    | 6.5              |
| 7  | Preparations of vegetables, fruit or nuts            | 246                 | 241   | 247   | 247   | 241   | 3.7                    | -2.4             |
| 8  | Vegetables, fresh, chilled and dried                 | 164                 | 173   | 187   | 179   | 205   | 3.2                    | 14.5             |
| 9  | Ethanol  | 1                   | 3     | 81    | 77    | 126   | 1.9                    | 63.6             |
| 10 | Citrus fruit   | 40                  | 46    | 51    | 62    | 82    | 1.3                    | 32.3             |
| 11 | Beet and cane sugar                                  | 63                  | 43    | 68    | 78    | 65    | 1.0                    | -16.7            |
| 12 | Coffee and tea extracts                              | 107                 | 84    | 75    | 58    | 60    | 0.9                    | 3.4              |
| 13 | Fruit juices   | 57                  | 59    | 57    | 54    | 54    | 0.8                    | 0.0              |
| 14 | Cocoa paste and powder                               | 44                  | 64    | 70    | 57    | 52    | 0.8                    | -8.8             |
| 15 | Cereals, other than wheat and rice                   | 35                  | 45    | 51    | 43    | 35    | 0.5                    | -18.6            |
| 16 | Miscellaneous seeds and hop cones                    | 31                  | 38    | 40    | 32    | 31    | 0.5                    | -3.1             |
| 17 | Fatty acids and waxes                                | 15                  | 12    | 12    | 14    | 23    | 0.4                    | 64.3             |
| 18 | Bulbs, roots and live plants                         | 14                  | 15    | 19    | 18    | 20    | 0.3                    | 11.1             |
| 19 | Oilseeds, other than soyabeans                       | 18                  | 22    | 25    | 15    | 18    | 0.3                    | 20.0             |
| 20 | Gums, resins and plant extracts                      | 3                   | 4     | 4     | 5     | 17    | 0.3                    | 240.0            |
|    | Remaining Agri-Food products                         | 124                 | 113   | 120   | 107   | 128   | 2.0                    | 19.6             |

## EU Agri-Food trade with: Andean community 3

### Evolution of EU Agri-Food imports from Andean community 3, 2017 - 2021

|   | Imports             |              |              |              |              |                        |                  |
|---|---------------------|--------------|--------------|--------------|--------------|------------------------|------------------|
|   | Value (million EUR) |              |              |              |              | %                      |                  |
|   | 2017                | 2018         | 2019         | 2020         | 2021         | Share in all Agri 2021 | Change 2020-2021 |
| <b>Agri Food</b>  | <b>5 377</b>        | <b>5 355</b> | <b>5 647</b> | <b>5 955</b> | <b>6 476</b> | <b>100.0</b>           | <b>8.7</b>       |
| <b>Agricultural food and feed products</b>                | <b>4 847</b>        | <b>4 824</b> | <b>5 028</b> | <b>5 405</b> | <b>5 750</b> | <b>88.8</b>            | <b>6.4</b>       |
| - Commodities   | 1 745               | 1 508        | 1 558        | 1 504        | 1 598        | 24.7                   | 6.3              |
| -- Wheat  | 0                   | 0            | 0            | 0            | 0            | 0.0                    |                  |
| -- Cereals, other than wheat and rice                     | 35                  | 45           | 51           | 43           | 35           | 0.5                    | -18.6            |
| -- Rice   | 0                   | 0            | 0            | 0            | 0            | 0.0                    |                  |
| -- Flours and other products of the milling industry      | 11                  | 9            | 10           | 11           | 11           | 0.2                    | 0.0              |
| -- Malt   |                     | 0            | 0            | 0            | 0            | 0.0                    |                  |
| -- Starches, inulin & gluten                              | 0                   | 0            | 0            | 0            | 0            | 0.0                    |                  |
| -- Soyabeans  | 0                   | 0            | 0            | 0            | 0            | 0.0                    |                  |
| -- Oilseeds, other than soyabeans                         | 18                  | 22           | 25           | 15           | 18           | 0.3                    | 20.0             |
| -- Palm & palm kernel oils                                | 400                 | 349          | 291          | 286          | 310          | 4.8                    | 8.4              |
| -- Vegetable oils other than palm & olive oils            | 3                   | 3            | 4            | 4            | 6            | 0.1                    | 50.0             |
| -- Oilcakes   |                     | 0            | 0            | 0            | 0            | 0.0                    |                  |
| -- Other feed and feed ingredients                        | 6                   | 5            | 4            | 5            | 6            | 0.1                    | 20.0             |
| -- Beet and cane sugar                                    | 63                  | 43           | 68           | 78           | 65           | 1.0                    | -16.7            |
| -- Sugar, other than beet & cane                          | 0                   | 0            | 0            | 1            | 0            | 0.0                    | -100.0           |
| -- Milk powders and whey                                  | 0                   | 0            | 0            | 0            | 0            | 0.0                    |                  |
| -- Butter   |                     |              |              |              |              |                        |                  |
| -- Gums, resins and plant extracts                        | 3                   | 4            | 4            | 5            | 17           | 0.3                    | 240.0            |
| -- Unroasted coffee, tea in bulk & mate                   | 883                 | 748          | 779          | 766          | 829          | 12.8                   | 8.2              |
| -- Cocoa beans  | 278                 | 216          | 252          | 232          | 247          | 3.8                    | 6.5              |
| -- Cocoa paste and powder                                 | 44                  | 64           | 70           | 57           | 52           | 0.8                    | -8.8             |
| -- Agricultural commodities, not specified                |                     |              |              |              |              |                        |                  |
| - Other primary   | 2 797               | 3 014        | 3 160        | 3 593        | 3 851        | 59.5                   | 7.2              |
| -- Live animals   | 0                   | 0            | 0            | 0            | 1            | 0.0                    |                  |
| -- Bovine meat, fresh, chilled and frozen                 | 0                   | 0            | 0            | 0            | 0            | 0.0                    |                  |
| -- Pigmeat, fresh, chilled and frozen                     | 0                   | 0            | 0            | 0            | 0            | 0.0                    |                  |
| -- Poultry meat, fresh, chilled and frozen                | 0                   | 0            | 0            | 0            | 0            | 0.0                    |                  |
| -- Sheep and goat meat, fresh, chilled and frozen         |                     |              |              |              |              |                        |                  |
| -- Offal, animal fats and other meats, fresh, chilled and | 0                   | 4            | 6            | 6            | 4            | 0.1                    | -33.3            |
| -- Fresh milk and cream, buttermilk and yoghurt           | 0                   | 0            | 0            | 0            | 0            | 0.0                    |                  |
| -- Eggs and honey   | 0                   | 0            | 0            | 0            | 0            | 0.0                    |                  |
| -- Vegetables, fresh, chilled and dried                   | 164                 | 173          | 187          | 179          | 205          | 3.2                    | 14.5             |
| -- Fruit, fresh or dried, excl. citrus & tropical fruit   | 309                 | 436          | 521          | 637          | 748          | 11.6                   | 17.4             |
| -- Citrus fruit   | 40                  | 46           | 51           | 62           | 82           | 1.3                    | 32.3             |
| -- Tropical fruit, fresh or dried, nuts and spices        | 2 252               | 2 316        | 2 355        | 2 677        | 2 780        | 42.9                   | 3.8              |
| -- Miscellaneous seeds and hop cones                      | 31                  | 38           | 40           | 32           | 31           | 0.5                    | -3.1             |
| -- Agricultural primary food products, not specified      |                     |              |              |              |              |                        |                  |
| - Processed (incl. wine)                                  | 305                 | 302          | 309          | 308          | 301          | 4.6                    | -2.3             |
| -- Meat preparations                                      | 0                   | 0            | 0            | 0            | 0            | 0.0                    |                  |
| -- Cheese   |                     | 0            | 0            |              |              |                        |                  |
| -- Olive oil  | 2                   | 0            | 4            | 5            | 3            | 0.0                    | -40.0            |
| -- Preparations of vegetables, fruit or nuts              | 246                 | 241          | 247          | 247          | 241          | 3.7                    | -2.4             |
| -- Fruit juices   | 57                  | 59           | 57           | 54           | 54           | 0.8                    | 0.0              |
| -- Wine, vermouth, cider and vinegar                      | 0                   | 0            | 0            | 0            | 0            | 0.0                    |                  |
| -- Roasted coffee and tea                                 | 1                   | 1            | 1            | 2            | 2            | 0.0                    | 0.0              |
| <b>Food preparations and beverages</b>                    | <b>136</b>          | <b>114</b>   | <b>109</b>   | <b>94</b>    | <b>102</b>   | <b>1.6</b>             | <b>8.5</b>       |
| - Food preparations                                       | 123                 | 101          | 95           | 80           | 85           | 1.3                    | 6.3              |
| -- Chocolate, confectionery and ice cream                 | 5                   | 5            | 7            | 6            | 7            | 0.1                    | 16.7             |
| -- Infant food and other cereals, flour, starch or milk   | 3                   | 3            | 2            | 2            | 3            | 0.0                    | 50.0             |
| -- Pasta, pastry, biscuits and bread                      | 4                   | 4            | 5            | 6            | 6            | 0.1                    | 0.0              |
| -- Soups and sauces                                       | 3                   | 3            | 4            | 5            | 7            | 0.1                    | 40.0             |
| -- Coffee and tea extracts                                | 107                 | 84           | 75           | 58           | 60           | 0.9                    | 3.4              |
| -- Food preparations, not specified                       | 1                   | 2            | 2            | 2            | 2            | 0.0                    | 0.0              |
| -- Pet food   | 0                   | 0            | 0            | 0            | 0            | 0.0                    |                  |
| - Beverages   | 13                  | 13           | 13           | 13           | 17           | 0.3                    | 30.8             |
| -- Waters and soft drinks                                 | 2                   | 2            | 2            | 3            | 3            | 0.0                    | 0.0              |
| -- Beer   | 1                   | 1            | 1            | 1            | 1            | 0.0                    | 0.0              |
| -- Spirits and liqueurs                                   | 10                  | 9            | 9            | 8            | 10           | 0.2                    | 25.0             |
| -- Odoriferous substances                                 | 1                   | 1            | 1            | 1            | 1            | 0.0                    | 0.0              |
| <b>Non-edible</b>   | <b>394</b>          | <b>417</b>   | <b>511</b>   | <b>456</b>   | <b>624</b>   | <b>9.6</b>             | <b>36.8</b>      |
| - Non-edible  | 394                 | 417          | 511          | 456          | 624          | 9.6                    | 36.8             |
| -- Raw hides, skins and furskins                          | 1                   | 1            | 3            | 1            | 1            | 0.0                    | 0.0              |
| -- Non-edible animal products                             | 1                   | 1            | 1            | 1            | 3            | 0.0                    | 200.0            |
| -- Wool and silk  | 7                   | 4            | 7            | 2            | 6            | 0.1                    | 200.0            |
| -- Cotton, flax and hemp, and plaiting materials          | 9                   | 8            | 8            | 6            | 7            | 0.1                    | 16.7             |
| -- Cut flowers and plants                                 | 293                 | 327          | 341          | 311          | 404          | 6.2                    | 29.9             |
| -- Bulbs, roots and live plants                           | 14                  | 15           | 19           | 18           | 20           | 0.3                    | 11.1             |
| -- Raw tobacco  | 36                  | 34           | 27           | 10           | 13           | 0.2                    | 30.0             |
| -- Cigars and cigarettes                                  | 0                   | 0            | 0            | 0            | 0            | 0.0                    |                  |
| -- Fatty acids and waxes                                  | 15                  | 12           | 12           | 14           | 23           | 0.4                    | 64.3             |
| -- Sugar alcohols   | 0                   | 0            | 0            | 1            | 2            | 0.0                    | 100.0            |
| -- Essential oils   | 6                   | 5            | 7            | 6            | 12           | 0.2                    | 100.0            |
| -- Ethanol  | 1                   | 3            | 81           | 77           | 126          | 1.9                    | 63.6             |
| -- Casein, other albuminoidal substances and modified     | 10                  | 7            | 5            | 9            | 8            | 0.1                    | -11.1            |
| -- Non-edible, not specified                              |                     |              |              |              |              |                        |                  |
| -- Products non-attributable                              |                     |              |              |              |              |                        |                  |

## EU Agri-Food trade with: Andean community 3

### 5. EU Agri-Food trade with Andean community 3 by HS chapters

#### Evolution of EU Agri-Food exports to Andean community 3, 2017 - 2021

|    |   | Exports             |      |      |      |       |                        |                  |
|----|---|---------------------|------|------|------|-------|------------------------|------------------|
|    |   | Value (million EUR) |      |      |      |       | %                      |                  |
|    |   | 2017                | 2018 | 2019 | 2020 | 2021  | Share in all Agri 2021 | Change 2020-2021 |
|    | Agri Food                                   | 645                 | 720  | 827  | 838  | 1 105 | 100.0                  | 31.9             |
| 01 | Live Animals                                | 3                   | 4    | 4    | 3    | 4     | 0.4                    | 33.3             |
| 02 | Meat and edible meat offal                  | 4                   | 6    | 8    | 7    | 30    | 2.7                    | 328.6            |
| 04 | Dairy produce                               | 35                  | 49   | 54   | 53   | 82    | 7.4                    | 54.7             |
| 05 | Products of animal origin                   | 8                   | 9    | 12   | 14   | 21    | 1.9                    | 50.0             |
| 06 | Live trees and other plants                 | 23                  | 29   | 29   | 30   | 41    | 3.7                    | 36.7             |
| 07 | Edible vegetables, roots & tubers           | 8                   | 10   | 11   | 13   | 16    | 1.4                    | 23.1             |
| 08 | Edible fruits & nuts                        | 21                  | 18   | 34   | 32   | 33    | 3.0                    | 3.1              |
| 09 | Coffee, tea, mate & spices                  | 5                   | 6    | 6    | 8    | 8     | 0.7                    | 0.0              |
| 10 | Cereals                                     | 1                   | 8    | 7    | 5    | 28    | 2.5                    | 460.0            |
| 11 | Products of the milling industry            | 29                  | 23   | 32   | 28   | 40    | 3.6                    | 42.9             |
| 12 | Oil seeds & oleaginous fruits               | 18                  | 16   | 21   | 31   | 34    | 3.1                    | 9.7              |
| 13 | Lacs, gums, resins & other veg. saps        | 8                   | 9    | 10   | 11   | 15    | 1.4                    | 36.4             |
| 14 | Vegetable products n.e.s.                   | 0                   | 0    | 0    | 0    | 0     | 0.0                    |                  |
| 15 | Animal or vegetable fats & oils             | 51                  | 51   | 48   | 55   | 74    | 6.7                    | 34.5             |
| 16 | Preparations of meat                        | 4                   | 4    | 4    | 5    | 5     | 0.5                    | 0.0              |
| 17 | Sugars & sugar confectionery                | 14                  | 13   | 14   | 11   | 13    | 1.2                    | 18.2             |
| 18 | Cocoa & cocoa preparations                  | 20                  | 18   | 21   | 22   | 27    | 2.4                    | 22.7             |
| 19 | Preps. of cereals, flour, starch, etc.      | 67                  | 77   | 80   | 91   | 99    | 9.0                    | 8.8              |
| 20 | Preps. of vegetables, fruits, nuts & plants | 72                  | 78   | 102  | 86   | 117   | 10.6                   | 36.0             |
| 21 | Miscellaneous edible preparations           | 92                  | 111  | 123  | 141  | 160   | 14.5                   | 13.5             |
| 22 | Beverages, spirits & vinegar                | 93                  | 91   | 112  | 103  | 131   | 11.9                   | 27.2             |
| 23 | Residues and waste from food industry       | 45                  | 54   | 60   | 63   | 87    | 7.9                    | 38.1             |
| 24 | Tobacco & tobacco products                  | 6                   | 10   | 8    | 5    | 3     | 0.3                    | -40.0            |
|    | Other WTO products outside chapters 1-24    | 19                  | 26   | 28   | 23   | 38    | 3.4                    | 65.2             |

#### Evolution of Agri-Food imports from Andean community 3, 2017 - 2021

|    |   | Imports             |       |       |       |       |                        |                  |
|----|---|---------------------|-------|-------|-------|-------|------------------------|------------------|
|    |   | Value (million EUR) |       |       |       |       | %                      |                  |
|    |   | 2017                | 2018  | 2019  | 2020  | 2021  | Share in all Agri 2021 | Change 2020-2021 |
|    | Agri Food                                   | 5 377               | 5 355 | 5 647 | 5 955 | 6 476 | 100.0                  | 8.7              |
| 01 | Live Animals                                | 0                   | 0     | 0     | 0     | 1     | 0.0                    |                  |
| 02 | Meat and edible meat offal                  | 0                   | 0     | 0     | 0     | 0     | 0.0                    |                  |
| 04 | Dairy produce                               | 0                   | 0     | 0     | 0     | 0     | 0.0                    |                  |
| 05 | Products of animal origin                   | 1                   | 1     | 1     | 1     | 3     | 0.0                    | 200.0            |
| 06 | Live trees and other plants                 | 300                 | 335   | 351   | 322   | 416   | 6.4                    | 29.2             |
| 07 | Edible vegetables, roots & tubers           | 164                 | 173   | 187   | 179   | 205   | 3.2                    | 14.5             |
| 08 | Edible fruits & nuts                        | 2 555               | 2 763 | 2 885 | 3 307 | 3 557 | 54.9                   | 7.6              |
| 09 | Coffee, tea, mate & spices                  | 930                 | 784   | 821   | 837   | 884   | 13.7                   | 5.6              |
| 10 | Cereals                                     | 35                  | 45    | 51    | 43    | 35    | 0.5                    | -18.6            |
| 11 | Products of the milling industry            | 11                  | 9     | 10    | 12    | 11    | 0.2                    | -8.3             |
| 12 | Oil seeds & oleaginous fruits               | 56                  | 66    | 75    | 55    | 57    | 0.9                    | 3.6              |
| 13 | Lacs, gums, resins & other veg. saps        | 3                   | 4     | 4     | 5     | 17    | 0.3                    | 240.0            |
| 14 | Vegetable products n.e.s.                   | 8                   | 8     | 8     | 5     | 7     | 0.1                    | 40.0             |
| 15 | Animal or vegetable fats & oils             | 418                 | 366   | 315   | 312   | 340   | 5.3                    | 9.0              |
| 16 | Preparations of meat                        | 0                   | 0     | 0     |       | 0     | 0.0                    |                  |
| 17 | Sugars & sugar confectionery                | 66                  | 46    | 73    | 83    | 69    | 1.1                    | -16.9            |
| 18 | Cocoa & cocoa preparations                  | 324                 | 283   | 325   | 292   | 303   | 4.7                    | 3.8              |
| 19 | Preps. of cereals, flour, starch, etc.      | 5                   | 5     | 6     | 7     | 8     | 0.1                    | 14.3             |
| 20 | Preps. of vegetables, fruits, nuts & plants | 302                 | 300   | 304   | 301   | 296   | 4.6                    | -1.7             |
| 21 | Miscellaneous edible preparations           | 112                 | 90    | 82    | 67    | 70    | 1.1                    | 4.5              |
| 22 | Beverages, spirits & vinegar                | 14                  | 15    | 93    | 89    | 141   | 2.2                    | 58.4             |
| 23 | Residues and waste from food industry       | 6                   | 5     | 4     | 5     | 7     | 0.1                    | 40.0             |
| 24 | Tobacco & tobacco products                  | 36                  | 34    | 27    | 10    | 14    | 0.2                    | 40.0             |
|    | Other WTO products outside chapters 1-24    | 28                  | 21    | 25    | 24    | 36    | 0.6                    | 50.0             |