

# AGRI-FOOD TRADE STATISTICAL FACTSHEET

## European Union - Montserrat

### Notes to the reader:

The data used in this factsheet were provided by ISDB and extracted from the **COMEXT-EUROSTAT** database unless otherwise indicated, in statistical regime IV.

"EU" refers to the European Union at 27 members (after the withdrawal of the UK) for all years indicated.

"Agri-food products" refers to the WTO definition of agricultural products and includes the chapters 1-24 (excluding fish and fish products) of the Harmonised System, and a number of headings in chapters 33, 35, 38, 41, 43 and 51-53. The aggregate of EU Agri-food trade does not contain tariff codes CN 3302.10.40 and CN 3302.10.90 (some odoriferous substances which are regarded as industrial products).

The details of the **product categories** referred to in this factsheet are available on: [https://ec.europa.eu/info/sites/info/files/food-farming-fisheries/farming/documents/agrifood-product-classes-details\\_en.pdf](https://ec.europa.eu/info/sites/info/files/food-farming-fisheries/farming/documents/agrifood-product-classes-details_en.pdf)

More trade statistics including main economic indicators, GDP by sector, trade in goods and trade in commercial services are provided by the EU Commission Directorate-General for Trade on their website: [https://agriculture.ec.europa.eu/data-and-analysis/markets/trade-data/trade-countryregion/trade-value\\_en](https://agriculture.ec.europa.eu/data-and-analysis/markets/trade-data/trade-countryregion/trade-value_en)

Extraction date: 18-04-2023

Table of Contents	pg
1. Selection of indicators	
- Agricultural indicators	2
- Trade indicators	2
- Ranking of EU main Agri-food trade partners and Montserrat	2
2. Structure of EU Agri-food trade with Montserrat, 2012 - 2022	3
3. EU Agri-food EXPORTS to Montserrat by product category	
- Top EU Agri-food exports in 2022	4
- Evolution of 15 top EU Agri-food exports, 2018 - 2022	4
- Evolution of EU Agri-food exports, 2018 - 2022	5
4. EU Agri-food IMPORTS from Montserrat by product category	
- Top EU Agri-food imports in 2022	6
- Evolution of 15 top EU Agri-food imports, 2018 - 2022	6
- Evolution of EU Agri-food imports, 2018 - 2022	7
5. EU Agri-food trade with Montserrat by HS chapters	
- Evolution of EU Agri-food exports, 2018 - 2022	8
- Evolution of EU Agri-food imports, 2018 - 2022	8

### DISCLAIMER

Any error in the data provided is the sole responsibility of the EU Commission Directorate-General for Agriculture and Rural Development Unit G.1.

Please send your feedback to: [agri-G1@ec.europa.eu](mailto:agri-G1@ec.europa.eu)

## EU Agri-Food trade with: Montserrat

### 1. Selection of indicators

#### Agricultural indicators

	Unit	Period	World	Partner
1 Agriculture, value added	(% of GDP)	2019	4.0	n.a.
2 Employment in agriculture	(% of total employment)	2019	26.7	n.a.
3 Arable land	(ha)		n.a.	n.a.
4 Crop production index	(2004 2006 = 100)	2014	0.2	n.a.
5 Livestock production index	(2004 2006 = 100)	2014	0.2	n.a.
6 Food production index	(2004 2006 = 100)	2014	0.2	n.a.
7 Rural population	(% of total population)	2019	44.3	n.a.

Source: World Bank

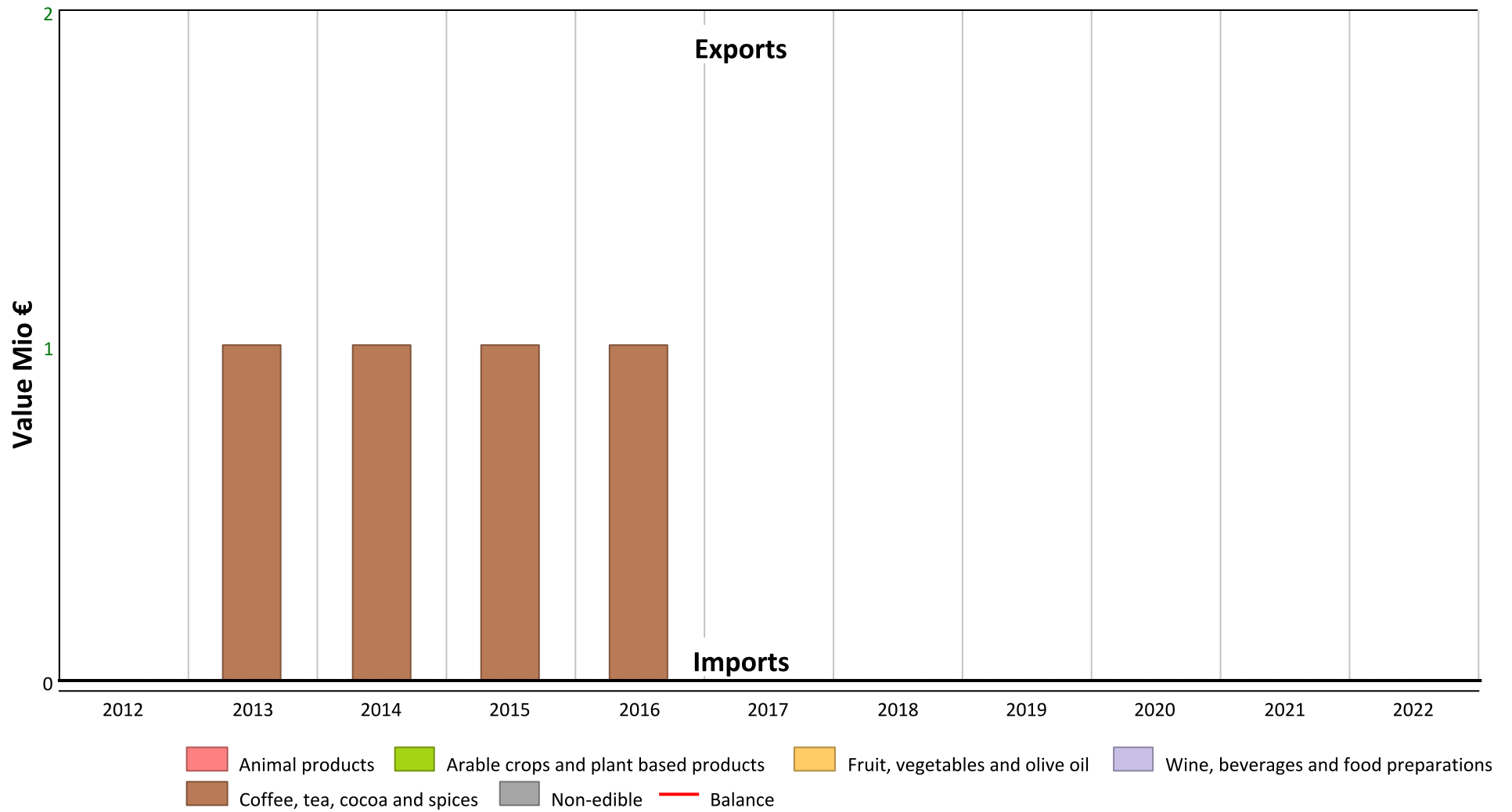
#### Trade indicators

	Unit	Exports	Imports	Balance
<b>EU27 Agri-food trade with Montserrat</b>				
Agri-food trade value	Mio €	0		
- as share of EU27 total Agri-food trade	(%)	0.0		
- as share of EU27 total trade with Montserrat	(%)	0.0		
% change 2021 - 2022				
Annual rate of change from 2012 - 2022	(%)			
<b>EU27 total trade with Montserrat</b>				
Total trade value	Mio €	2	2	0
- as share of EU27 total trade	(%)	0.0	0.0	
<b>EU27 world trade</b>				
Total trade value	Mio €	2 572 884	3 003 132	-430 248
Total Agri-food trade	Mio €	229 559	172 002	57 557
- as share of EU27 total trade	(%)	8.9	5.7	-13.4

#### Ranking of EU main Agri-food trade partners and Montserrat

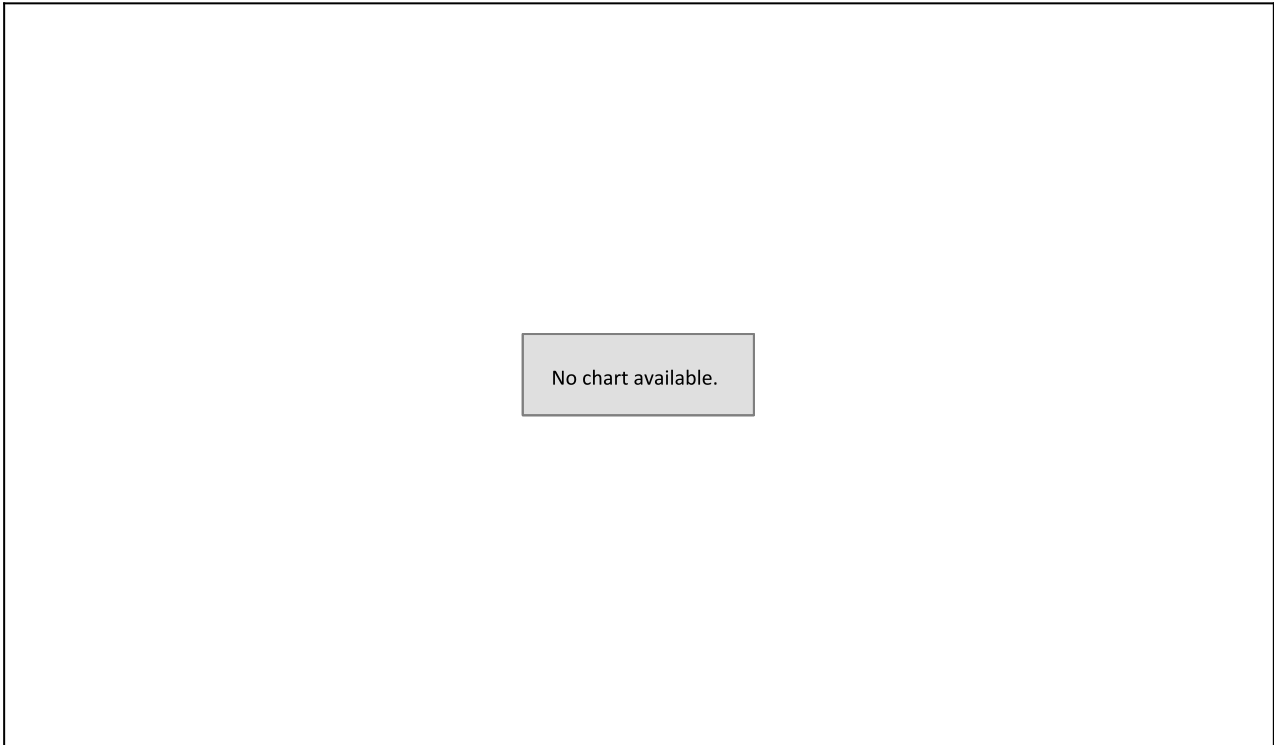
Top Destinations: 2022				Top Origins: 2022			
		Value Mio €	% Share Extra-EU			Value Mio €	% Share Extra-EU
1	United Kingdom	47 879	21.0	1	Brazil	20 190	11.8
2	USA	29 011	12.8	2	United Kingdom	15 249	8.9
3	China	15 819	7.0	3	Ukraine	13 213	7.7
4	Switzerland	11 196	4.9	4	USA	12 279	7.2
5	Japan	8 330	3.7	5	China	9 811	5.7
6	Russia	7 134	3.1	6	Argentina	6 956	4.1
7	Norway	5 890	2.6	7	Indonesia	6 708	3.9
8	Saudi Arabia	4 817	2.1	8	Türkiye	5 624	3.3
9	Canada	4 731	2.1	9	Switzerland	4 846	2.8
10	South Korea	4 609	2.0	10	Australia	3 856	2.2
11	Türkiye	4 162	1.8	11	India	3 669	2.1
12	Morocco	4 010	1.8	12	Ivory Coast	3 509	2.0
13	Australia	3 838	1.7	13	Vietnam	3 460	2.0
14	Algeria	3 605	1.6	14	Malaysia	3 404	2.0
15	United Arab Emirates	3 256	1.4	15	Peru	3 379	2.0
16	Israel	3 176	1.4	16	Morocco	3 256	1.9
17	Ukraine	2 928	1.3	17	Canada	2 974	1.7
18	Egypt	2 844	1.3	18	Colombia	2 650	1.5
19	Brazil	2 352	1.0	19	South Africa	2 620	1.5
20	Mexico	2 311	1.0	20	Thailand	2 361	1.4
199	<b>Montserrat</b>	0	0.0	207	<b>Montserrat</b>		
	Rest of the World	55 593	23.1		Rest of the World	41 407	23.4

2. Structure of EU Agri-food trade with Montserrat, 2012 - 2022



3. EU Agri-food EXPORTS to Montserrat by product category

Top EU Agri-food exports to Montserrat in 2022



Evolution of 15 top EU Agri-food exports to Montserrat, 2018 - 2022


		Exports							
		Value Mio €					%		
		2018	2019	2020	2021	2022	Share in all Agri 2022	Change 2021-2022	
	Agri-food	0	0	0	0	0			
1	Beer, cider and other beverages	0	0	0	0	0			
2	Spirits and liqueurs	0	0	0		0			
3	Wine and wine based products	0	0	0		0			
4	Preparations of fruit, nuts and vegetables		0	0					
4	Coffee, tea, cocoa and spices			0	0				
4	Confectionery and chocolate				0				
4	Mixed food preparations and ingredients	0	0	0					
4	Cereal preparations and milling products		0						
4	Margarine and other oils and fats (vegetable)	0							
4	Vegetables				0				
4	Unspecified	0							

Evolution of EU Agri-food exports to Montserrat, 2018 - 2022

	Exports						
	Value Mio €					%	
	2018	2019	2020	2021	2022	Share in all Agri 2022	Change 2021-2022
<b>Agri-food</b>	<b>0</b>	<b>0</b>	<b>0</b>	<b>0</b>	<b>0</b>		
<b>Animal products</b>			<b>0</b>				
- Beef and veal							
- Pigmeat							
- Poultry and eggs							
- Sheep and goat							
- Dairy products							
- Other animal products			0				
<b>Arable crops and plant based products</b>	<b>0</b>	<b>0</b>					
- Cereals							
- Cereal preparations and milling products		0					
- Oilseeds and protein crops							
- Vegetable oils (Oilseeds and Palm)							
- Margarine and other oils and fats (vegetable)	0						
- Sugar and isoglucose							
<b>Fruit, vegetables and olive oil</b>		<b>0</b>	<b>0</b>	<b>0</b>			
- Vegetables				0			
- Fruit and nuts							
- Preparations of fruit, nuts and vegetables		0	0				
- Olives and olive oil							
<b>Wine, beverages and food preparations</b>	<b>0</b>	<b>0</b>	<b>0</b>	<b>0</b>	<b>0</b>		
- Wine and wine based products	0	0	0		0		
- Spirits and liqueurs	0	0	0		0		
- Beer, cider and other beverages	0	0	0	0	0		
- Confectionery and chocolate				0			
- Mixed food preparations and ingredients	0	0	0				
<b>Coffee, tea, cocoa and spices</b>			<b>0</b>	<b>0</b>			
- Coffee, tea, cocoa and spices			0	0			
<b>Non-edible</b>	<b>0</b>						
- Pet food and forage crops							
- Tobacco, cigars and cigarettes							
- Horticulture							
- Non edible for technical use							
- Unspecified	0						

4. EU Agri-food IMPORTS from Montserrat by product category

Top EU Agri-food imports from Montserrat in 2022



Evolution of 15 top EU Agri-food imports from Montserrat, 2018 - 2022

		Imports						
		Value Mio €					%	
		2018	2019	2020	2021	2022	Share in all Agri 2022	Change 2021-2022
	Agri-food			0	0			
1	Coffee, tea, cocoa and spices				0			

Evolution of EU Agri-food imports from Montserrat, 2018 - 2022

	Imports						
	Value Mio €					%	
	2018	2019	2020	2021	2022	Share in all Agri 2022	Change 2021-2022
<b>Agri-food</b>			0	0			
<b>Animal products</b>							
- Beef and veal							
- Pigmeat							
- Poultry and eggs							
- Sheep and goat							
- Dairy products							
- Other animal products							
<b>Arable crops and plant based products</b>							
- Cereals							
- Cereal preparations and milling products							
- Oilseeds and protein crops							
- Vegetable oils (Oilseeds and Palm)							
- Margarine and other oils and fats (vegetable)							
- Sugar and isoglucose							
<b>Fruit, vegetables and olive oil</b>							
- Vegetables							
- Fruit and nuts							
- Preparations of fruit, nuts and vegetables							
- Olives and olive oil							
<b>Wine, beverages and food preparations</b>							
- Wine and wine based products							
- Spirits and liqueurs							
- Beer, cider and other beverages							
- Confectionery and chocolate							
- Mixed food preparations and ingredients							
<b>Coffee, tea, cocoa and spices</b>				0			
- Coffee, tea, cocoa and spices				0			
<b>Non-edible</b>			0				
- Pet food and forage crops							
- Tobacco, cigars and cigarettes							
- Horticulture							
- Non edible for technical use			0				
- Unspecified							

## EU Agri-Food trade with: Montserrat

### 5. EU Agri-food trade with Montserrat by HS chapters

#### Evolution of EU Agri-food exports to Montserrat, 2018 - 2022

		Exports							
		Value Mio €					%		
		2018	2019	2020	2021	2022	Share in all Agri 2022	Change 2021-2022	
	Agri-food	0	0	0	0	0			
01	Live Animals								
02	Meat and edible meat offal								
04	Dairy produce								
05	Products of animal origin								
06	Live trees and other plants								
07	Edible vegetables, roots & tubers				0				
08	Edible fruits & nuts								
09	Coffee, tea, mate & spices			0	0				
10	Cereals								
11	Products of the milling industry								
12	Oil seeds & oleaginous fruits								
13	Lacs, gums, resins & other veg. saps								
14	Vegetable products n.e.s.								
15	Animal or vegetable fats & oils	0							
16	Preparations of meat								
17	Sugars & sugar confectionery								
18	Cocoa & cocoa preparations				0				
19	Preps. of cereals, flour, starch, etc.		0						
20	Preps. of vegetables, fruits, nuts & plants		0	0					
21	Miscellaneous edible preparations	0	0	0					
22	Beverages, spirits & vinegar	0	0	0	0	0			
23	Residues and waste from food industry								
24	Tobacco & tobacco products	0							
	Other WTO products outside chapters 1-24			0					

#### Evolution of Agri-food imports from Montserrat, 2018 - 2022

		Imports							
		Value Mio €					%		
		2018	2019	2020	2021	2022	Share in all Agri 2022	Change 2021-2022	
	Agri-food			0	0				
01	Live Animals								
02	Meat and edible meat offal								
04	Dairy produce								
05	Products of animal origin								
06	Live trees and other plants								
07	Edible vegetables, roots & tubers								
08	Edible fruits & nuts								
09	Coffee, tea, mate & spices				0				
10	Cereals								
11	Products of the milling industry								
12	Oil seeds & oleaginous fruits								
13	Lacs, gums, resins & other veg. saps								
14	Vegetable products n.e.s.								
15	Animal or vegetable fats & oils								
16	Preparations of meat								
17	Sugars & sugar confectionery								
18	Cocoa & cocoa preparations								
19	Preps. of cereals, flour, starch, etc.								
20	Preps. of vegetables, fruits, nuts & plants								
21	Miscellaneous edible preparations								
22	Beverages, spirits & vinegar								
23	Residues and waste from food industry								
24	Tobacco & tobacco products								
	Other WTO products outside chapters 1-24			0					