

**EN**

**EN**

**EN**



COMMISSION OF THE EUROPEAN COMMUNITIES

Brussels, 21.10.2009  
SEC(2009)1368

PART II

**ANNEXES TO THE COMMISSION STAFF WORKING DOCUMENT**  
**accompanying the 2nd FINANCIAL REPORT FROM THE COMMISSION**  
**TO THE EUROPEAN PARLIAMENT AND THE COUNCIL**

**on**

**THE EUROPEAN AGRICULTURAL GUARANTEE FUND**

**– 2008 FINANCIAL YEAR –**

## 1. ANNEXES

### General

1. EAGF budgetary procedure for 2008
2. Part of ex-EAGGF-Guarantee & EAGF budget in the EU budget, 2002 to 2008

### Cash position and management of appropriations

3. Summary of outturn for 2008
4. Monthly reimbursements to Member States in the 2008 financial year
5. Direct payments by the European Commission in the 2008 financial year. Part I
6. Direct payments by the European Commission in the 2008 financial year. Part II

### Budget outturn

7. EAGF 2008 Analysis of Budget execution – Part I: Summary Table
8. EAGF 2008 Analysis of Budget execution – Part II: Detailed Table
9. EAGF 2008 Analysis of execution of Assigned revenue C4
10. EAGF 2008 Analysis of execution of Assigned revenue C5
11. EAGF 2008 Veterinary & Plant Health measures. Budget execution financed by EAGF
12. EAGF 2008 Veterinary & Plant Health measures. Budget execution by MS financed by EAGF
13. EAGF 2008 Expenditure for Direct aids by measure and by Member State
14. EAGF 2008 Expenditure for Export refunds by Member State
15. EAGF 2008 Expenditure for Intervention in storage
16. EAGF 2008 Expenditure by Article and by Member State
17. EAGF 2008 Breakdown expenditure
18. EAGF 2008 Expenditure by sector according to the economic nature of the measures
19. EAGF 2008 Quantity & value of the products in public intervention stores of the intervention agencies
20. Evolution of EAGF Expenditure by Article. Financial years 2007 & 2008.
21. Evolution of EAGF Expenditure by sector and type of action. Financial years 2007 & 2008.
22. Evolution of EAGF Expenditure by sector. Summary table. Financial years 2007 & 2008.
23. Evolution of EAGF Expenditure by sector and in % terms. Financial years 2002 to 2008.
24. Evolution of EAGF Expenditure by Member State & in % terms. Financial years 1997 to 2008.
25. Evolution of EAGF Direct aids expenditure by measure. Financial years 2007 & 2008.
26. Evolution of EAGF Direct aids expenditure by sector. Financial years 2007 & 2008.
27. Evolution of EAGF Direct aids expenditure by article. Financial years 2007 & 2008.
28. Evolution of EAGF Total Direct aids expenditure. Financial years 2000 to 2008.
29. Evolution of EAGF Export refunds expenditure by sector. Financial years 2000 to 2008.
30. Evolution of EAGF Export refunds expenditure by MS. Financial years 2004 to 2008.
31. Evolution of EAGF Storage expenditure. Summary table. Financial years 2001 to 2008.
32. Evolution of EAGF Storage expenditure. Analytical table. Financial years 2001 to 2008.
33. Evolution of EAGF Breakdown expenditure. Financial years 2003 to 2008.
- 34.I Detail expenditure by Member State against the 2008 EAGF budget. Part. I
- 34.II Detail expenditure by Member State against the 2008 EAGF budget. Part. II

### Clearance of accounts

35. Situation at 15.10.2008 regarding appeals before the Court of Justice against Clearance of accounts
36. Financial corrections (Decisions 1-28) by Decision and financial year

**ANNEX 1**  
**EAGF Budgetary procedure for 2008**

*In EUR million*

Title	Chapter	Article	MEASURE	PDB *		DB ** Council first reading		DB EP*** first reading		Amending Letter		Council second reading		BUDGET (6)	
				CA	PA	CA	PA	CA	PA	CA	PA	CA	PA	CA	PA
05	01		<b>MANAGEMENT AND SUPPORT EXPENDITURE OF POLICY AREA AGRICULTURE AND RURAL DEVELOPMENT</b>	<b>9,02</b>	<b>9,02</b>	<b>9,02</b>	<b>9,02</b>	<b>9,02</b>	<b>9,02</b>	<b>9,02</b>	<b>9,02</b>	<b>9,02</b>	<b>9,02</b>	<b>9,02</b>	<b>9,02</b>
05	01	04	Support expenditure for operations of Policy area Agriculture	9,02	9,02	9,02	9,02	9,02	9,02	9,02	9,02	9,02	9,02	9,02	9,02
05	02		<b>INTERVENTIONS IN AGRICULTURAL MARKETS</b>	<b>5.003,37</b>	<b>5.004,57</b>	<b>4.653,37</b>	<b>4.654,57</b>	<b>5.031,99</b>	<b>5.033,25</b>	<b>4.032,37</b>	<b>4.033,57</b>	<b>4.032,37</b>	<b>4.033,57</b>	<b>4.032,37</b>	<b>4.033,57</b>
05	02	01	Cereals	279,00	279,00	257,91	257,91	279,00	279,00	-9,00	-9,00	-9,00	-9,00	-9,00	-9,00
05	02	02	Rice	pm	pm	pm	pm	pm	pm	pm	pm	pm	pm	pm	pm
05	02	03	Refunds on non-Annex 1 products	198,00	198,00	183,03	183,03	198,00	198,00	150,00	150,00	150,00	150,00	150,00	150,00
05	02	04	Food programmes	301,00	301,00	301,00	301,00	311,00	311,00	307,00	307,00	307,00	307,00	307,00	307,00
05	02	05	Sugar	441,00	441,00	407,67	407,67	441,00	441,00	576,00	576,00	576,00	576,00	576,00	576,00
05	02	06	Olive oil	50,00	50,00	46,22	46,22	50,00	50,00	48,00	48,00	48,00	48,00	48,00	48,00
05	02	07	Textile plants	21,00	21,00	19,41	19,41	21,00	21,00	21,00	21,00	21,00	21,00	21,00	21,00
05	02	08	Fruit and vegetables (1)	1.325,00	1.325,00	1.225,45	1.225,45	1.329,00	1.329,00	728,00	728,00	728,00	728,00	728,00	728,00
05	02	09	Products of wine-growing sector	1.377,00	1.377,00	1.272,92	1.272,92	1.377,00	1.377,00	1.412,00	1.412,00	1.412,00	1.412,00	1.412,00	1.412,00
05	02	10	Promotion	43,37	44,57	40,09	41,29	45,54	46,80	50,37	51,57	50,37	51,57	50,37	51,57
05	02	11	Other plant products/measures	365,00	365,00	337,41	337,41	365,00	365,00	372,00	372,00	372,00	372,00	372,00	372,00
05	02	12	Milk and milk products (2)	406,00	406,00	380,15	380,15	416,00	416,00	167,00	167,00	167,00	167,00	167,00	167,00
05	02	13	Beef and veal	57,00	57,00	52,69	52,69	57,00	57,00	61,00	61,00	61,00	61,00	61,00	61,00
05	02	14	Sheepmeat and goatmeat	pm	pm	pm	pm	pm	pm	pm	pm	pm	pm	pm	pm
05	02	15	Pigmeat, eggs and poultry, bee-keeping and other animal products	140,00	140,00	129,42	129,42	142,45	142,45	149,00	149,00	149,00	149,00	149,00	149,00
05	02	16	Sugar Restructuring Fund	pm	pm	pm	pm	pm	pm	pm	pm	pm	pm	pm	pm
05	02	99	Irregularities (Interventions on agricultural markets)	-	-	-	-	-	-	-	-	-	-	-	-
05	03		<b>DIRECT AIDS</b>	<b>37.213,00</b>	<b>37.213,00</b>	<b>37.213,00</b>	<b>37.213,00</b>	<b>37.213,00</b>	<b>37.213,00</b>	<b>36.832,00</b>	<b>36.832,00</b>	<b>36.832,00</b>	<b>36.832,00</b>	<b>36.832,00</b>	<b>36.832,00</b>
05	03	01	Decoupled direct aids (3)	30.870,00	30.870,00	30.870,00	30.870,00	30.870,00	30.870,00	30.494,00	30.494,00	30.494,00	30.494,00	30.494,00	30.494,00
05	03	02	Other direct aids	5.780,00	5.780,00	5.780,00	5.780,00	5.780,00	5.780,00	5.775,00	5.775,00	5.775,00	5.775,00	5.775,00	5.775,00
05	03	03	Additional amounts of aid	563,00	563,00	563,00	563,00	563,00	563,00	563,00	563,00	563,00	563,00	563,00	563,00
05	03	99	Irregularities (Agricultural direct aids)	-	-	-	-	-	-	-	-	-	-	-	-
05	04		<b>RURAL DEVELOPMENT (4)</b>	<b>0,00</b>	<b>122,30</b>	<b>0,00</b>	<b>122,30</b>	<b>0,00</b>	<b>122,30</b>	<b>0,00</b>	<b>122,30</b>	<b>0,00</b>	<b>122,30</b>	<b>0,00</b>	<b>122,30</b>
05	04	01	Rural development financed by the EAGGF-Guarantee section (4)	pm	pm	pm	pm	pm	pm	pm	pm	pm	pm	pm	pm
05	04	03	Plant and animal genetic resources - Completion of earlier measures	0,00	2,30	0,00	2,30	0,00	2,30	0,00	2,30	0,00	2,30	0,00	2,30
05	04	04	TRDI by the EAGGF Guarantee Section for the new Member States (5)	pm	120,00	pm	120,00	pm	120,00	pm	120,00	pm	120,00	pm	120,00
05	07		<b>AUDIT OF AGRICULTURAL EXPENDITURE</b>	<b>-63,50</b>	<b>-63,50</b>	<b>-263,50</b>	<b>-263,50</b>	<b>-63,50</b>	<b>-63,50</b>	<b>-42,50</b>	<b>-42,50</b>	<b>-342,50</b>	<b>-342,50</b>	<b>-342,50</b>	<b>-342,50</b>
05	07	01	Control of agricultural expenditure (7)	-63,50	-63,50	-263,50	-263,50	-63,50	-63,50	-63,50	-63,50	-363,50	-363,50	-363,50	-363,50
05	07	02	Settlement of disputes	0,00	0,00	0,00	0,00	0,00	0,00	21,00	21,00	21,00	21,00	21,00	21,00
05	08		<b>POLICY STRATEGY &amp; COORDINATION OF P.A. AGRICULTURE &amp; RURAL D.</b>	<b>32,95</b>	<b>34,51</b>	<b>32,95</b>	<b>34,51</b>	<b>33,95</b>	<b>35,51</b>	<b>31,45</b>	<b>34,06</b>	<b>31,45</b>	<b>34,06</b>	<b>31,45</b>	<b>34,06</b>
05	08	01	Farm Accountancy Data Network (FADN)	14,00	13,56	14,00	13,56	14,00	13,56	14,00	13,56	14,00	13,56	14,00	13,56
05	08	02	Surveys on the structure of agricultural holdings	8,55	10,82	8,55	10,82	8,55	10,82	8,55	10,82	8,55	10,82	8,55	10,82
05	08	03	Restructuring of systems for agricultural surveys	3,40	3,13	3,40	3,13	3,40	3,13	1,90	2,68	1,90	2,68	1,90	2,68
05	08	06	Enhancing public awareness of the common agricultural policy	7,00	7,00	7,00	7,00	8,00	8,00	7,00	7,00	7,00	7,00	7,00	7,00
05	08	08	External study on the impact of Directive 2000/36/EC of the EP*** and of the Council	-	-	-	-	-	-	-	-	-	-	-	-
05	08	09	EAGF - Operational technical assistance	pm	pm	pm	pm	pm	pm	pm	pm	pm	pm	pm	pm
11			<b>FISHERIES MARKETS (Financed by EAGF)</b>	<b>30,50</b>	<b>29,50</b>	<b>30,50</b>	<b>29,50</b>	<b>32,50</b>	<b>31,50</b>	<b>30,50</b>	<b>29,50</b>	<b>30,50</b>	<b>29,50</b>	<b>32,50</b>	<b>31,50</b>
17			<b>VETERINARY, PHYTOSANITARY &amp; PUBLIC HEALTH (Financed by EAGF)</b>	<b>273,65</b>	<b>217,65</b>	<b>273,65</b>	<b>217,65</b>	<b>281,80</b>	<b>225,80</b>	<b>273,65</b>	<b>217,65</b>	<b>273,65</b>	<b>217,65</b>	<b>281,65</b>	<b>225,65</b>
<b>TOTAL EAGF APPROPRIATIONS (8)</b>				<b>42.498,99</b>	<b>42.567,05</b>	<b>41.948,99</b>	<b>42.017,05</b>	<b>42.538,76</b>	<b>42.606,88</b>	<b>41.166,49</b>	<b>41.235,60</b>	<b>40.866,49</b>	<b>40.935,60</b>	<b>40.876,49</b>	<b>40.945,60</b>

(1) AL -> Additional needs, to be covered by assigned revenue: estimated at € 467mio (AL: Amending Letter)

(2) PDB -> Additional needs, to be covered by assigned revenue: estimated at € 155 mio

(3) PDB & AL -> Additional needs, to be covered by assigned revenue: estimated at € 1.470 mio

(4) RURAL DEVELOPMENT financed by the ex-European Agricultural Guidance and Guarantee Fund-Guarantee section (EAGGF) - Programming period 2000-2006

(5) Transitional instrument for the financing of rural development by ex-EAGGF Guarantee Section for the new Member States - Completion of programmes 2004-2006

(6) Commitments appropriations amounting to EUR 19.8 million, concerning item 11 02 03 01, were transferred from the reserve, thus, making total commitment appropriations to EUR 40 896.3 million.

(7) Control of agricultural expenditure. Article 05 07 01, except Items 05 07 01 10 and 05 07 01 11.

(8) In column 'EP First reading', reserves of 25 Mio € (item 05020812) and of 20 Mio € (item 05 02 12 09), are not included.

\* PDB : Preliminary Draft Budget

\*\* DB: Draft Budget

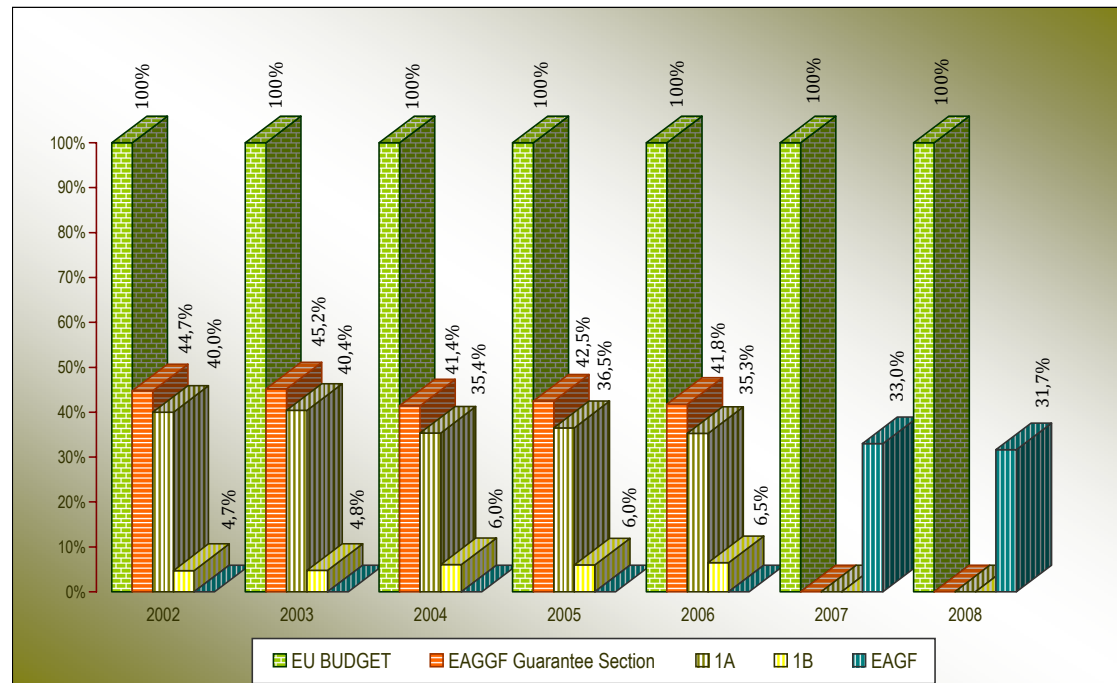
\*\*\* EP: European Parliament

## ANNEX 2

### PART OF THE EUROPEAN AGRICULTURAL GUARANTEE FUND - EAGF IN THE EU BUDGET 2002 to 2008 \*

BUDGET YEAR		2002	2003	2004	2005	2006	2007	2008
EU BUDGET		100%	100%	100%	100%	100%	100%	100%
<b>EAGGF - Guarantee</b>		<b>44,7%</b>	<b>45,2%</b>	<b>41,4%</b>	<b>42,5%</b>	<b>41,8%</b>	-	-
of which	1A	40,0%	40,4%	35,4%	36,5%	35,3%	-	-
of which	1B	4,7%	4,8%	6,0%	6,0%	6,5%	-	-
<b>EAGF</b>		-	-	-	-	-	<b>33,0%</b>	<b>31,7%</b>

(\*) 2002 to 2006 financial years: European Agricultural Guidance and Guarantee Fund-Guarantee Section (EAGGF). Commitment appropriations  
 2007 & 2008 financial years: European Agricultural Guarantee Fund (EAGF). Commitment appropriations



## Annex 3

## SUMMARY OF OUTTURN FOR 2008

In EUR

## EAGF - BUDGET

Expenditure section of budget (1)	Commitment appropriations	Payment appropriations	Revenue section of budget (Assigned Revenue) (3)	Estimates
1. Initial appropriations for EAGF(2)	40.896.318.768,00	40.945.600.500,00	1.Conformity clearance	500.000.000,00
2. Amending budget	130.000.000,00	63.950.000,00	2. Irregularities	80.000.000,00
3. Final appropriations for EAGF of which:	41.026.318.768,00	41.009.550.500,00	3. Superlevy from milk producers	219.000.000,00
3a. Appropriations for shared management	40.510.000.000,00	40.510.000.000,00	4. Temporary restructuring amounts for sugar sector (4)	2.374.000.000,00
3b. Appropriations for direct payments	516.318.768,00	379.550.500,00	Total forecast of AR	<b>3.173.000.000,00</b>
3c. Appropriations for TRDI EU 10	0,00	120.000.000,00		

(1) Credits inscribed in budget 2008 taking into account the forecasted assigned revenue in 2008 and appropriations carried over from 2007 to 2008 in accordance with...

(2) Initial budget includes amount of EUR 19.828.768 transferred from reserves.

... with Article 10 of the Council Regulation (EC) No 1605/2002

(3) There are no amount of revenue inscribed on the revenue line (pm), but the forecasted amount is indicated in the budget comments.

(4) Revenues are used to provide appropriations for Sugar Restructuring Fund.

## EAGF - EXECUTION

Summary of execution	Execution of commitment appropriations	Execution of payment appropriations (5)
Shared management (excluding TRDI EU 10)(4):	42.958.379.420,35	42.958.379.420,35
- of which Sugar Restructuring Fund	1.284.099.717,06	1.284.099.717,06
Direct payments	506.917.349,70	288.467.538,09
TRDI EU 10	0,00	14.087.299,00
<b>TOTAL</b>	<b>43.465.296.770,05</b>	<b>43.260.934.257,44</b>

(5) Committed amounts. Commitment and payment less assigned revenue received: EUR 38.803.889.878,22

Assigned Revenue (excluding Sugar Restructuring Fund)	
Forecasted revenue	799.000.000,00
Revenue received	1.561.605.098,78
<b>Difference</b>	<b>-762.605.098,78</b>

Expenditure - shared management, excluding Sugar Restructuring Fund and TRDI EU 10 (6)				
	Initial appropriations (C1)	Appropriations from AR (C4)	Carry over of appropriations from AR of 2007 (C5)	
Appropriations	40.510.000.000,00	1.561.605.098,78	1.159.540.264,73	
Execution	40.427.272.438,56	87.467.000,00	1.159.540.264,73	
Appropriations cancelled	82.727.561,44	-	0,00	
Carry over to 2009	-	1.474.138.098,78	-	

(6) Commitment appropriations = payment appropriations

Sugar Restructuring Fund					
Revenue section of budget		Expenditure section of budget			
		Initial appropriations	Appropriations from AR	Carry over of appropriations from AR of 2007	
Forecasted revenue	2.374.000.000,00	pm	2.592.884.443,35	735.779.198,70	
Revenue received	2.592.884.443,35	Execution (7)	548.320.518,36	735.779.198,70	
		Appropriations cancelled	-	0,00	
		Carry over to 2009	2.044.563.924,99	-	

(7) Commitment appropriations = payment appropriations

Direct payments				
	Commitment appropriations	Decommitments	Payments appropriations (8)	Carry over to 2009 (9)
1. Appropriations	516.318.768,00		377.935.500,00	-
2. Execution	506.917.349,70		288.467.538,09	31.608.833,97
3. Appropriations cancelled (1-2)	9.401.418,30		89.467.961,91	-

(8) Transfer of payment appropriations amounting to EUR 1.615.000 have been made to finance expenditure then EAGF. Not included.

(9) Carry over to 2009 only for non differentiated appropriations

Direct payments - Carry over from 2007 to 2008 differentiated appropriations) (non	Commitment appropriations	Decommitments	Payments	Cancelled
Carried over credits	24.884.835,15	1.507.033,19	22.760.724,02	617.077,94

TRDI EU 10	Commitment appropriations	Execution of commitment appropriations	Payment appropriations (9)	Execution of payment appropriations	Remaining
2008	0,00	0,00	14.095.079,00	14.087.299,00	7.780,00

(9) transfer of payment appropriations amounting to EUR 105.904.921,00 have been made to finance expenditure of Objective 1 region programmes and LEADER

TRDI EU 10	Outstanding commitments (RAL)	Execution of payment	Outstanding commitments (RAL)
2006	302.087.301,00	14.087.299,00	288.000.002,00

## ANNEX 4

### Monthly reimbursements to Member States in the 2008 EAGF financial year

*In EUR*

To pay in EUR	200711 January	200712 February	200801 March	200802 April	200803 May	200804 June	200805 July	200806 August	200807 September	200808 October	200809 November	200810 December	2008 Compl. Payment	Financial year 2008	To pay in EUR
BE	43.590.000	459.390.000	30.510.000	92.410.000	-51.850.000	9.840.000	11.780.000	42.940.000	29.480.000	16.970.000	4.560.000	16.580.000	1.150,8	706.201.150,75	BE
BG	0	10.000	58.610.000	103.720.000	-2.740.000	320.000	0	9.330.000	490.000	1.790.000	1.480.000	250.000	2.003,1	173.262.003,11	BG
CZ	-22.790.000	335.210.000	33.680.000	9.250.000	-37.140.000	3.430.000	8.650.000	45.440.000	970.000	300.000	1.820.000	3.810.000	8.179,8	382.638.179,78	CZ
DK	-22.370.000	864.980.000	53.250.000	26.830.000	-29.840.000	11.820.000	27.960.000	16.830.000	10.430.000	7.540.000	6.650.000	6.470.000	55.638,1	980.605.638,09	DK
DE	-147.390.000	5.310.150.000	61.790.000	-95.300.000	-232.390.000	44.390.000	15.520.000	27.510.000	18.820.000	29.000.000	63.260.000	5.770.000	3.812,3	5.101.133.812,30	DE
EE	70.000	40.380.000	10.000	140.000	30.000	80.000	40.000	430.000	0	260.000	90.000	0	7.242,5	41.537.242,47	EE
IE	583.390.000	627.150.000	20.140.000	98.910.000	55.770.000	4.830.000	2.840.000	43.440.000	3.550.000	3.870.000	4.630.000	1.800.000	7.500,3	1.450.327.500,26	IE
EL	-7.170.000	1.698.170.000	62.430.000	7.540.000	144.770.000	285.000.000	38.300.000	228.300.000	18.480.000	22.120.000	-41.120.000	3.920.000	5.905,4	2.460.745.905,37	EL
ES	165.680.000	3.321.830.000	306.370.000	189.930.000	159.490.000	289.700.000	254.200.000	420.390.000	63.170.000	61.310.000	144.610.000	98.940.000	1.557,4	5.475.621.557,38	ES
FR	688.990.000	6.910.850.000	145.880.000	132.140.000	-289.210.000	101.870.000	68.590.000	203.370.000	65.440.000	112.020.000	136.520.000	47.940.000	4.948,6	8.324.404.948,60	FR
IT	-20.470.000	1.617.570.000	126.160.000	1.281.230.000	441.800.000	207.600.000	140.800.000	391.320.000	66.370.000	57.040.000	-130.120.000	84.830.000	2.179,5	4.264.132.179,52	IT
CY	87.000	19.076.000	1.332.000	653.000	33.000	588.000	111.000	4.106.000	214.000	81.000	747.000	746.000	540,5	27.774.540,54	CY
LV	-3.140.000	32.150.000	9.690.000	3.160.000	12.230.000	2.630.000	830.000	31.230.000	340.000	120.000	7.390.000	130.000	415,5	96.760.415,54	LV
LT	-3.070.000	88.910.000	5.680.000	14.920.000	-1.360.000	26.110.000	12.520.000	8.940.000	1.360.000	750.000	740.000	490.000	6.896,2	155.996.896,19	LT
LU	-188.000	32.616.000	17.000	350.000	1.187.000	28.000	160.000	-847.000	405.000	15.000	20.000	24.000	840,7	33.787.840,71	LU
HU	-68.490.000	304.980.000	111.280.000	51.730.000	-37.720.000	60.690.000	-550.000	52.600.000	7.150.000	2.110.000	6.820.000	1.860.000	-72.419,4	492.387.580,59	HU
MT	0	5.000	249.000	-70.000	195.000	8.000	0	1.538.000	100.000	190.000	222.000	35.000	341,6	2.472.341,64	MT
NL	9.800.000	258.240.000	122.220.000	58.560.000	173.910.000	61.830.000	38.910.000	54.220.000	18.100.000	23.200.000	14.280.000	22.970.000	2.767,9	856.242.767,86	NL
AT	-44.040.000	599.160.000	1.600.000	76.250.000	-36.680.000	4.360.000	5.650.000	35.960.000	3.830.000	3.130.000	5.610.000	1.660.000	6.253,5	656.496.253,55	AT
PL	-67.180.000	334.730.000	155.850.000	241.680.000	-69.340.000	110.400.000	295.270.000	101.740.000	29.490.000	16.870.000	10.880.000	11.840.000	2.662,2	1.172.232.662,17	PL
PT	20.930.000	331.890.000	16.830.000	59.840.000	88.740.000	40.090.000	5.720.000	110.150.000	5.940.000	20.910.000	13.630.000	5.420.000	4.153,6	720.094.153,57	PT
RO	0	0	5.630.000	-2.140.000	-5.230.000	42.540.000	124.390.000	227.580.000	17.390.000	31.820.000	16.420.000	3.470.000	850,4	461.870.850,36	RO
SI	-2.250.000	160.000	30.000	750.000	2.110.000	33.140.000	14.950.000	36.250.000	860.000	800.000	6.050.000	300.000	2.578,8	93.152.578,75	SI
SK	-8.670.000	132.530.000	660.000	15.050.000	-11.140.000	920.000	1.040.000	31.660.000	620.000	980.000	4.320.000	1.790.000	8.426,8	169.768.426,79	SK
FI	2.380.000	492.950.000	2.560.000	850.000	-9.480.000	26.690.000	2.360.000	29.690.000	2.620.000	2.730.000	13.310.000	540.000	798,7	567.200.798,71	FI
SE	-10.530.000	625.250.000	42.580.000	25.610.000	-11.820.000	4.400.000	3.290.000	13.890.000	2.610.000	12.710.000	3.300.000	2.570.000	9.554,3	713.869.554,32	SE
UK	-33.300.000	1.835.180.000	678.290.000	265.700.000	78.830.000	101.480.000	135.640.000	145.400.000	31.170.000	22.590.000	-43.560.000	5.770.000	-17.900,7	3.223.172.099,30	UK
<b>TOTAL</b>	<b>1.053.869.000</b>	<b>26.273.517.000</b>	<b>2.053.328.000</b>	<b>2.659.693.000</b>	<b>333.155.000</b>	<b>1.474.784.000</b>	<b>1.208.971.000</b>	<b>2.313.407.000</b>	<b>399.399.000</b>	<b>451.226.000</b>	<b>252.559.000</b>	<b>329.925.000</b>	<b>56.878</b>	<b>38.803.889.878,22</b>	<b>TOTAL</b>

**ANNEX 5**

**Payments carried out directly by the European Commission during financial year 2008 - part I (differentiated appropriations)**

*In EUR*

<b>Direct expenditure on the appropriations of the Budget 2008</b>				
Budget line Concerning certain agricultural measures	Commitment appropriations 2008	Commitments	Payment appropriations	Amounts charged (payments)
05 02 10 02	5.371.000,00	3.753.883,81	6.571.000,00	2.597.696,04
05 04 03 02	pm	0,00	2.300.000,00	1.596.952,96
05 08 01 00	14.000.000,00	12.680.950,33	11.940.000,00	10.489.211,14
05 08 02 00	8.550.000,00	8.395.175,20	10.823.500,00	3.760.565,14
05 08 03 00	1.900.000,00	1.899.288,04	2.682.000,00	1.365.796,18
05 08 08 00	pm	0,00	pm	0,00
11 02 01 01	15.500.000,00	14.923.731,72	14.500.000,00	9.533.332,98
11 02 03 01	36.828.768,00	36.828.013,00	17.000.000,00	16.734.994,40
17 04 01 01	184.873.151,05	184.452.356,70	155.519.685,26	147.639.382,36
17 04 02 01	14.538.000,00	13.596.945,11	12.566.000,00	3.970.919,48
17 04 03 01	160.000.000,00	159.985.729,00	73.950.000,00	63.561.046,97
17 04 03 03	4.000.000,00	4.000.000,00	4.000.000,00	0,00
17 04 04 01	6.970.848,95	5.902.670,37	6.970.848,95	5.342.558,83
17 04 07 01	22.028.000,00	21.021.867,33	17.353.465,79	14.007.176,49
<b>TOTAL</b>	<b>474.559.768,00</b>	<b>467.440.610,61</b>	<b>336.176.500,00</b>	<b>280.599.632,97</b>

<b>Direct expenditure on not-automatically carried over appropriations from financial year 2007 to financial year 2008</b>				
Budget line Concerning certain agricultural measures	Carryovers	Commitments	Payment appropriations	Amounts charged (payments)
<b>C2</b>				
05 08 02 00	0,00	0,00	1.650.000,00	0,00
11 02 01 01	0,00	0,00	699.716,16	0,00
<b>C3</b>				
11 02 01 01	699.716,16	699.716,16	0,00	0,00
<b>C4</b>				
05 08 02 00	213.585,71	0,00	213.585,71	0,00
05 08 03 00	13.020,00	0,00	13.020,00	0,00
17 04 01 01	1.872.643,36	125.628,86	1.872.643,36	1.837.357,32
17 04 02 01	1.667.991,00	1.667.991,00	1.667.991,00	1.661.898,72
17 04 07 01	122.516,34	95.000,00	122.516,34	115.377,55
<b>C5</b>				
17 04 01 01	1.497.614,44	1.497.614,44	893.923,01	893.923,01
17 04 07 01	410.844,17	410.000,00	406.637,26	406.637,26
<b>TOTAL</b>	<b>6.497.931,18</b>	<b>4.495.950,46</b>	<b>7.540.032,84</b>	<b>4.915.193,86</b>



## ANNEX 6

## Payments carried out directly by the European Commission during the 2008 financial year - part II (non-differentiated appropriations)

In EUR

Direct expenditure on the appropriations of the Budget 2008					
Budget line Concerning certain agricultural measures	Appropriations 2008	Commitments	Cancelled commitment appropriations	Amounts charged (payments)	Automatic carryovers
05 01 04 01	9.019.000,00	7.797.871,17	1.221.128,83	1.130.237,09	6.667.634,08
05 01 04 07	pm	0,00	0,00	0,00	0,00
05 07 01 02	6.500.000,00	6.493.733,39	6.266,61	5.147.999,39	1.345.734,00
05 08 06 00	7.000.000,00	6.393.656,43	606.343,57	1.208.711,88	5.184.944,55
05 08 09 00	pm	0,00	0,00	0,00	0,00
17 01 04 01	300.000,00	0,00	300.000,00	0,00	0,00
17 01 04 04	pm	0,00	0,00	0,00	0,00
17 01 04 05	1.100.000,00	951.478,10	148.521,90	380.956,76	570.521,34
17 01 04 06	1.000.000,00	1.000.000,00	0,00	0,00	1.000.000,00
17 03 02 00	16.840.000,00	16.840.000,00	0,00	0,00	16.840.000,00
17 04 05 01	pm	0,00	0,00	0,00	0,00
17 04 05 02	pm	0,00	0,00	0,00	0,00
<b>TOTAL</b>	<b>41.759.000,00</b>	<b>39.476.739,09</b>	<b>2.282.260,91</b>	<b>7.867.905,12</b>	<b>31.608.833,97</b>

Direct expenditure on not-automatically carried over appropriations from financial year 2007 to financial year 2008					
Budget line Concerning certain agricultural measures	Carryovers	Commitments	Available appropriations	Amounts charged (payments)	Still to be charged
<b>C4</b>					
17 04 02 02	98.422,02	0,00	98.422,02	0,00	98.422,02
<b>C5</b>					
05 01 04 01	459,60	0,00	459,60	0,00	459,60
17 04 01 02	318.367,23	0,00	318.367,23	0,00	318.367,23
17 04 02 02	18.657,75	0,00	18.657,75	0,00	18.657,75
<b>TOTAL</b>	<b>435.906,60</b>	<b>0,00</b>	<b>435.906,60</b>	<b>0,00</b>	<b>435.906,60</b>

Payments on automatically carried over appropriations from financial year 2007 to financial year 2008					
Budget line Concerning certain agricultural measures	Commitments carryovers	Decommitments	Total commitments remaining carryovers	Amounts charged (payments)	Appropriations lapsing
05 01 04 01	4.689.894,53	210.531,28	4.479.363,25	4.407.183,63	72.179,62
05 01 04 07	480.131,00	0,00	480.131,00	480.131,00	0,00
05 07 01 02	636.544,18	306.518,75	330.025,43	275.607,00	54.418,43
05 08 06 00	5.170.683,87	989.983,16	4.180.700,71	3.887.300,39	293.400,32
17 01 04 01	333.028,00	0,00	333.028,00	333.020,40	7,60
17 01 04 05	74.676,79	0,00	74.676,79	33.628,97	41.047,82
17 03 02 00	13.499.876,78	0,00	13.499.876,78	13.343.852,63	156.024,15
<b>TOTAL</b>	<b>24.884.835,15</b>	<b>1.507.033,19</b>	<b>23.377.801,96</b>	<b>22.760.724,02</b>	<b>617.077,94</b>



## ANNEX 7

## ANALYSIS OF EAGF BUDGETARY EXECUTION - SUMMARY TABLE - 2008 FINANCIAL YEAR

Commitment appropriations

In EUR

F P H	T	C	A	MEASURE	ADOPTED BUDGET	AMENDING BUDGET	EXECUTION 2008	DIFF EXE. -	DIFF EXE. - AB n°	% EXE /	% EXE /
					2008 (3)	3/2008 (2) (3)		ADOPTED BUDGET	3/2008	ADOPTED	AMENDING
					(0)	(1)	(2)	(3) = (2) - (0)	(4) = (2) - (1)	(5) = (2) / (0)	(6) = (2) / (1)
<b>(1)</b>											
<b>05 AGRICULTURE AND RURAL DEVELOPMENT</b>					<b>40.562.340.000</b>	<b>40.562.340.000</b>	<b>41.721.694.262</b>	<b>1.159.354.262</b>	<b>1.159.354.262</b>	<b>102,9%</b>	<b>102,9%</b>
<b>05 01 ADMINISTRATIVE EXPENDITURE OF AGRICULTURE AND RURAL DEVELOPMENT POLICY AREA</b>					<b>9.019.000</b>	<b>9.019.000</b>	<b>7.797.871</b>	<b>-1.221.129</b>	<b>-1.221.129</b>	<b>86,5%</b>	<b>86,5%</b>
2	05	01	04	Support expenditure	9.019.000	9.019.000	7.797.871	-1.221.129	-1.221.129	86,5%	86,5%
<b>05 02 INTERVENTIONS IN AGRICULTURAL MARKETS</b>					<b>4.032.371.000</b>	<b>4.032.371.000</b>	<b>4.159.304.747</b>	<b>126.933.747</b>	<b>126.933.747</b>	<b>103,1%</b>	<b>103,1%</b>
2	05	02	01	Cereals	-9.000.000	-9.000.000	-51.295.700	-42.295.700	-42.295.700	570,0%	570,0%
2	05	02	02	Rice	0	0	0	0	0	-	-
2	05	02	03	Refunds on non-Annex I products	150.000.000	150.000.000	118.120.753	-31.879.247	-31.879.247	78,7%	78,7%
2	05	02	04	Food programmes	307.000.000	307.000.000	345.046.663	38.046.663	38.046.663	112,4%	112,4%
2	05	02	05	Sugar	576.000.000	576.000.000	475.556.229	-100.443.771	-100.443.771	82,6%	82,6%
2	05	02	06	Olive oil	48.000.000	48.000.000	45.145.442	-2.854.558	-2.854.558	94,1%	94,1%
2	05	02	07	Textile plants	21.000.000	21.000.000	20.990.050	-9.950	-9.950	100,0%	100,0%
2	05	02	08	Fruits and vegetables (*) (**) (***)	728.000.000	728.000.000	1.153.035.406	425.035.406	425.035.406	158,4%	158,4%
2	05	02	09	Products of the wine-growing sector	1.412.000.000	1.412.000.000	1.170.002.362	-241.997.638	-241.997.638	82,9%	82,9%
2	05	02	10	Promotion (*) (**) (***)	50.371.000	50.371.000	53.185.130	2.814.130	2.814.130	105,6%	105,6%
2	05	02	11	Other plant products/measures	372.000.000	372.000.000	375.423.007	3.423.007	3.423.007	100,9%	100,9%
2	05	02	12	Milk and Milk products	167.000.000	167.000.000	147.994.306	-19.005.694	-19.005.694	88,6%	88,6%
2	05	02	13	Beef and Veal	61.000.000	61.000.000	47.226.779	-13.773.221	-13.773.221	77,4%	77,4%
2	05	02	14	Sheepmeat and goatmeat	0	0	0	0	0	-	-
2	05	02	15	Pigmeat, eggs & poultry, bee-keeping & other animal products (*) (**) (***)	149.000.000	149.000.000	258.874.321	109.874.321	109.874.321	173,7%	173,7%
<b>05 03 DIRECT AIDS</b>					<b>36.832.000.000</b>	<b>36.832.000.000</b>	<b>37.568.576.803</b>	<b>736.576.803</b>	<b>736.576.803</b>	<b>102,0%</b>	<b>102,0%</b>
2	05	03	01	Decoupled direct aids (*) (**)	30.494.000.000	30.494.000.000	31.414.469.343	920.469.343	920.469.343	103,0%	103,0%
2	05	03	02	Other direct aids (*) (**)	5.775.000.000	5.775.000.000	5.620.407.710	-154.592.290	-154.592.290	97,3%	97,3%
2	05	03	03	Additional amounts of aid	563.000.000	563.000.000	533.699.749	-29.300.251	-29.300.251	94,8%	94,8%
<b>05 04 RURAL DEVELOPMENT</b>					<b>0,00</b>	<b>0,00</b>	<b>-14.051.993</b>	<b>-14.051.993</b>	<b>-14.051.993</b>	<b>-</b>	<b>-</b>
2	05	04	01	RD financed by the ex- EAGGF-Guarantee Section-Programming period 2000 - 2006	0	0	-14.051.993	-14.051.993	-14.051.993	-	-
2	05	04	03	Other measures	0	0	0	0	0	-	-
2	05	04	04	Transitional Instrument for the financing of RD by the ex-EAGGF Guarantee Section for the new Member States - Completion of programmes (2004 to 2006)	0	0	0	0	0	-	-
<b>05 07 AUDIT OF AGRICULTURAL EXPENDITURE</b>					<b>-342.500.000</b>	<b>-342.500.000</b>	<b>-29.302.236</b>	<b>313.197.764</b>	<b>313.197.764</b>	<b>8,6%</b>	<b>8,6%</b>
2	05	07	01	Control of agricultural expenditure	-363.500.000	-363.500.000	-29.516.802	333.983.198	333.983.198	8,1%	8,1%
2	05	07	02	Settlement of disputes	21.000.000	21.000.000	214.565	-20.785.435	-20.785.435	1,0%	1,0%
<b>05 08 POLICY STRATEGY AND COORDINATION OF 'AGRICULTURE AND RURAL DEVELOPMENT' POLICY AREA</b>					<b>31.450.000</b>	<b>31.450.000</b>	<b>29.369.070</b>	<b>-2.080.930</b>	<b>-2.080.930</b>	<b>93,4%</b>	<b>93,4%</b>
2	05	08	01	Farm Accountancy Data Network (FADN)	14.000.000	14.000.000	12.680.950	-1.319.050	-1.319.050	90,6%	90,6%
2	05	08	02	Surveys on the structure of agricultural holdings	8.550.000	8.550.000	8.395.175	-154.825	-154.825	98,2%	98,2%
2	05	08	03	Restructuring of systems for agricultural surveys	1.900.000	1.900.000	1.899.288	-712	-712	100,0%	100,0%
2	05	08	06	Enhancing public awareness of the CAP	7.000.000	7.000.000	6.393.656	-606.344	-606.344	91,3%	91,3%
2	05	08	08	External study on the impact of Directive 2000/36/EC	0	0	0	0	0	-	-
2	05	08	09	European Agricultural Guarantee Fund (EAGF) — Operational technical assistance	0	0	0	0	0	-	-

ANNEX 7

ANALYSIS OF EAGF BUDGETARY EXECUTION - SUMMARY TABLE - 2008 FINANCIAL YEAR

Commitment appropriations

In EUR

F P H	T	C	A	MEASURE	ADOPTED BUDGET 2008 (3)	AMENDING BUDGET 3/2008 (2) (3)	EXECUTION 2008	DIFF. EXE. - ADOPTED BUDGET	DIFF. EXE. - AB n° 3/2008	% EXE / ADOPTED BUDGET	% EXE / AMENDING BUDGET 3/2008
					(0)	(1)	(2)	(3) = (2) - (0)	(4) = (2) - (1)	(5) = (2) / (0)	(6) = (2) / (1)
(1)											
<b>11 FISHERIES AND MARITIME AFFAIRS</b>					<b>32.500.000</b>	<b>52.328.768</b>	<b>51.751.745</b>	<b>19.251.745</b>	<b>19.251.745</b>	<b>159,2%</b>	<b>98,9%</b>
11 02 FISHERIES MARKETS					32.500.000	52.328.768	51.751.745	19.251.745	19.251.745	159,2%	98,9%
2	11	02	01	Intervention in fishery products	15.500.000	15.500.000	14.923.732	-576.268	-576.268	96,3%	96,3%
2	11	02	03	Fisheries programme for the outermost regions	17.000.000	36.828.768	36.828.013	19.828.013	19.828.013	216,6%	100,0%
<b>17 VETERINARY EXPENDITURE</b>					<b>281.650.000</b>	<b>411.650.000</b>	<b>407.751.047</b>	<b>126.101.047</b>	<b>-3.898.953</b>	<b>144,8%</b>	<b>99,1%</b>
17 01 ADMINISTRATIVE EXPENDITURE of VETERINARY COSTS					2.400.000	2.400.000	1.951.478	-448.522	-448.522	81,3%	81,3%
2	17	01	04	Support expenditure for operations of 'Health and consumer protection' Policy Area	2.400.000	2.400.000	1.951.478	-448.522	-448.522	81,3%	81,3%
17 03 PUBLIC HEALTH					14.250.000	14.250.000	16.840.000	2.590.000	2.590.000	118,2%	118,2%
2	17	03	02	Community tobacco fund — Direct payments by the European Union	14.250.000	14.250.000	16.840.000	2.590.000	2.590.000	118,2%	118,2%
17 04 FOOD SAFETY, ANIMAL HEALTH, ANIMAL WELFARE & PLANT HEALTH					265.000.000	395.000.000	388.959.569	123.959.569	-6.040.431	146,8%	98,5%
2	17	04	01	Animal disease eradication and monitoring programmes and monitoring of the physical conditions of animals that could pose a public-health risk linked to an external factor	192.000.000	192.000.000	184.452.357	-7.547.643	-7.547.643	96,1%	96,1%
2	17	04	02	Other measures in the veterinary, animal welfare and public-health field	17.000.000	17.000.000	13.596.945	-3.403.055	-3.403.055	80,0%	80,0%
2	17	04	03	Emergency fund for veterinary complaints and other animal contaminations which are a risk to public health	34.000.000	164.000.000	163.985.729	129.985.729	-14.271	482,3%	100,0%
2	17	04	04	Plant-health measures	2.000.000	2.000.000	5.902.670	3.902.670	3.902.670	295,1%	295,1%
2	17	04	05	Community Plant Variety Office	0	0	0	0	0	-	-
2	17	04	07	Feed and food safety and related activities	20.000.000	20.000.000	21.021.867	1.021.867	1.021.867	105,1%	105,1%
(*) EAGF 2008 EXPENDITURE funded by initial budget appropriations - Fund Source C1					40.876.490.000	41.026.318.768	40.934.189.788	57.699.788	-92.128.980	100,1%	99,8%
(**) EAGF 2008 EXPENDITURE funded by assigned revenue carried over from 2007 - Fund Source C5					1.159.540.265	1.159.540.265	1.159.540.265	-	-	100,0%	-
(***) EAGF 2008 EXPENDITURE funded by assigned revenue collected in 2008 - Fund Source C4					1.561.605.099	1.561.605.099	87.467.000	-	-	5,6%	-
<b>TOTAL EAGF 2008 EXPENDITURE</b>					<b>43.597.635.364</b>	<b>43.747.464.132</b>	<b>42.181.197.053</b>	<b>-</b>	<b>-</b>	<b>-</b>	<b>-</b>
<b>SUGAR RESTRUCTURING FUND</b>											
2	05	02	16	Sugar Restructuring Fund	0	0	1.284.099.717	-	-	-	-
(**) EAGF 2008 EXPENDITURE funded by assigned revenue carried over from 2007 - Fund Source C5					735.779.199	735.779.199	735.779.199	-	-	100,0%	-
(***) EAGF 2008 EXPENDITURE funded by assigned revenue collected in 2008 - Fund Source C4					2.592.884.443	2.592.884.443	548.320.518	-	-	21,1%	-
<b>TOTAL 2008 EXPENDITURE</b>					<b>46.926.299.006</b>	<b>47.076.127.774</b>	<b>43.465.296.770</b>	<b>-</b>	<b>-</b>	<b>-</b>	<b>-</b>

(1) FPH = Financial Perspectives Heading / T = Title / C = Chapter / A = Article / I = Item

(2) For EAGF, the Amending Budget n° 3/2008 concerns only item 17 04 03 01 : Commitment appropriations were increased by 130 M€.  
For ITEM 11 02 03 01 : Commitments appropriations were increased by 19.828.768€ after a budgetary transfert, from the reserve.

(3) 0 = p.m.

(\*) EAGF 2008 EXPENDITURE funded by initial budget appropriations - Fund Source C1

(\*\*) EAGF 2008 EXPENDITURE funded by assigned revenue carried over from 2007 - Fund Source C5

(\*\*\*) EAGF 2008 EXPENDITURE funded by assigned revenue collected in 2008 - Fund Source C4

## ANNEX 8

## ANALYSIS OF EAGF BUDGETARY EXECUTION - DETAILED TABLE - 2008 FINANCIAL YEAR

Commitment appropriations

In EUR

F P H	T	C	A	I	MEASURE	ADOPTED BUDGET 2008 (3)	AMENDING BUDGET 3/2008 (2) (3)	EXECUTION 2008 (10/2008 - Final)	DIFF. EXE. - ADOPTED BUDGET	DIFF. EXE. - AB n° 3/2008	% EXE / ADOPTED BUDGET	% EXE / AMENDING BUDGET 3/2008
						(0)	(1)	(2)	(3) = (2) - (0)	(4) = (2) - (1)	(5) = (2) / (0)	(6) = (2) / (1)
(1)												
<b>05</b>	<b>AGRICULTURE AND RURAL DEVELOPMENT</b>					<b>40.562.340.000</b>	<b>40.562.340.000</b>	<b>41.721.694.262</b>	<b>1.159.354.262</b>	<b>1.159.354.262</b>	<b>102,9%</b>	<b>102,9%</b>
<b>05 01</b>	<b>ADMINISTRATIVE EXPENDITURE OF AGRICULTURE AND RURAL DEVELOPMENT POLICY AREA</b>					<b>9.019.000</b>	<b>9.019.000</b>	<b>7.797.871</b>	<b>-1.221.129</b>	<b>-1.221.129</b>	<b>86,5%</b>	<b>86,5%</b>
2	05 01 04	<b>Support expenditure</b>				<b>9.019.000</b>	<b>9.019.000</b>	<b>7.797.871</b>	<b>-1.221.129</b>	<b>-1.221.129</b>	<b>86,5%</b>	<b>86,5%</b>
2	05 01 04 01	European Agriculture Guarantee Fund (EAGF) — Non-operational technical assistance				9.019.000	9.019.000	7.797.871	-1.221.129	-1.221.129	86,5%	86,5%
2	05 01 04 07	Pilot project - Conduct a feasibility study on introducing a security fund in the fruit and vegetables sector — Expenditure on administrative management				0	0	0	0	0	-	-
<b>05 02</b>	<b>INTERVENTIONS IN AGRICULTURAL MARKETS</b>					<b>4.032.371.000</b>	<b>4.032.371.000</b>	<b>4.159.304.747</b>	<b>126.933.747</b>	<b>126.933.747</b>	<b>103,1%</b>	<b>103,1%</b>
2	05 02 01	<b>Cereals</b>				<b>-9.000.000</b>	<b>-9.000.000</b>	<b>-51.295.700</b>	<b>-42.295.700</b>	<b>-42.295.700</b>	<b>570,0%</b>	<b>570,0%</b>
2	05 02 01 01	Export refunds for cereals				17.000.000	17.000.000	9.700.764	-7.299.236	-7.299.236	57,1%	57,1%
2	05 02 01 02	Intervention storage of cereals				-88.000.000	-88.000.000	-100.728.187	-12.728.187	-12.728.187	114,5%	114,5%
2	05 02 01 03	Intervention for starch				62.000.000	62.000.000	39.728.267	-22.271.733	-22.271.733	64,1%	64,1%
2	05 02 01 99	Other measures (cereals)				0	0	3.456	3.456	3.456	-	-
2	05 02 02	<b>Rice</b>				<b>0</b>	<b>0</b>	<b>0</b>	<b>0</b>	<b>0</b>	<b>-</b>	<b>-</b>
2	05 02 02 01	Export refunds for rice				0	0	0	0	0	-	-
2	05 02 02 02	Intervention storage of rice				0	0	0	0	0	-	-
2	05 02 02 99	Other measures (rice)				0	0	0	0	0	-	-
2	05 02 03	<b>Refunds on non-Annex I products</b>				<b>150.000.000</b>	<b>150.000.000</b>	<b>118.120.753</b>	<b>-31.879.247</b>	<b>-31.879.247</b>	<b>78,7%</b>	<b>78,7%</b>
2	05 02 03 00	Refunds on non-Annex I products				150.000.000	150.000.000	118.120.753	-31.879.247	-31.879.247	78,7%	78,7%
2	05 02 04	<b>Food programmes</b>				<b>307.000.000</b>	<b>307.000.000</b>	<b>345.046.663</b>	<b>38.046.663</b>	<b>38.046.663</b>	<b>112,4%</b>	<b>112,4%</b>
2	05 02 04 01	Programmes for deprived persons				307.000.000	307.000.000	344.416.921	37.416.921	37.416.921	112,2%	112,2%
2	05 02 04 02	Food aid				0	0	629.742	629.742	629.742	-	-
2	05 02 04 99	Others measures (food programmes)				0	0	0	0	0	-	-
2	05 02 05	<b>Sugar</b>				<b>576.000.000</b>	<b>576.000.000</b>	<b>475.556.229</b>	<b>-100.443.771</b>	<b>-100.443.771</b>	<b>82,6%</b>	<b>82,6%</b>
2	05 02 05 01	Export refunds for sugar and isoglucose				719.000.000	719.000.000	501.338.533	-217.661.467	-217.661.467	69,7%	69,7%
2	05 02 05 03	Production refunds for sugar used in the chemical industry				0	0	419.424	419.424	419.424	-	-
2	05 02 05 08	Storage measures for sugar				-143.000.000	-143.000.000	-26.747.374	116.252.626	116.252.626	18,7%	18,7%
2	05 02 05 99	Other measures (sugar)				0	0	545.646	545.646	545.646	-	-
2	05 02 06	<b>Olive oil</b>				<b>48.000.000</b>	<b>48.000.000</b>	<b>45.145.442</b>	<b>-2.854.558</b>	<b>-2.854.558</b>	<b>94,1%</b>	<b>94,1%</b>
2	05 02 06 03	Storage measures for olive oil				0	0	0	0	0	-	-
2	05 02 06 05	Quality improvement measures				48.000.000	48.000.000	45.059.020	-2.940.980	-2.940.980	93,9%	93,9%
2	05 02 06 99	Other measures (olive oil)				0	0	86.422	86.422	86.422	-	-
2	05 02 07	<b>Textile plants</b>				<b>21.000.000</b>	<b>21.000.000</b>	<b>20.990.050</b>	<b>-9.950</b>	<b>-9.950</b>	<b>100,0%</b>	<b>100,0%</b>
2	05 02 07 01	Aid for fibre flax and hemp				21.000.000	21.000.000	20.990.050	-9.950	-9.950	100,0%	100,0%
2	05 02 07 02	Aid for cotton				0	0	0	0	0	-	-

## ANNEX 8

## ANALYSIS OF EAGF BUDGETARY EXECUTION - DETAILED TABLE - 2008 FINANCIAL YEAF

Commitment appropriations

In EUR

F P H	T	C	A	I	MEASURE	ADOPTED BUDGET	AMENDING	EXECUTION 2008	DIFF EXE. -	DIFF EXE. - AB n°	% EXE /	% EXE /
						2008 (3)	BUDGET 3/2008 (2)	(10/2008 - Final)	ADOPTED BUDGET	3/2008	ADOPTED BUDGET	AMENDING BUDGET 3/2008
						(0)	(1)	(2)	(3) = (2) - (0)	(4) = (2) - (1)	(5) = (2) / (0)	(6) = (2) / (1)
(1)												
2	05	02	08		<b>Fruits and vegetables</b>	<b>728.000.000</b>	<b>728.000.000</b>	<b>1.153.035.406</b>	<b>425.035.406</b>	<b>425.035.406</b>	<b>158,4%</b>	<b>158,4%</b>
2	05	02	08	01	Export refunds for fruits and vegetables	13.000.000	13.000.000	18.595.117	5.595.117	5.595.117	143,0%	143,0%
2	05	02	08	02	Compensation for withdrawals and buying in	24.000.000	24.000.000	14.546.393	-9.453.607	-9.453.607	60,6%	60,6%
2	05	02	08	03	Operational funds for producer organisations (*) (**) (***)	105.000.000	105.000.000	581.639.058	476.639.058	476.639.058	553,9%	553,9%
2	05	02	08	06	Production aid for processed tomato products	242.000.000	242.000.000	229.566.451	-12.433.549	-12.433.549	94,9%	94,9%
2	05	02	08	07	Production aid for fruit-based products	79.000.000	79.000.000	71.206.465	-7.793.535	-7.793.535	90,1%	90,1%
2	05	02	08	08	Intervention for dried grapes and figs	1.000.000	1.000.000	92.906	-907.094	-907.094	9,3%	9,3%
2	05	02	08	09	Compensation to encourage processing of citrus fruits	228.000.000	228.000.000	196.894.128	-31.105.872	-31.105.872	86,4%	86,4%
2	05	02	08	10	Free distribution of fruits and vegetables	6.000.000	6.000.000	2.394.629	-3.605.371	-3.605.371	39,9%	39,9%
2	05	02	08	11	Aid to producer groups for preliminary recognition	30.000.000	30.000.000	37.333.908	7.333.908	7.333.908	124,4%	124,4%
2	05	02	08	99	Other measures (fruits and vegetables) (*) (***)	0	0	766.350	766.350	766.350	-	-
2	05	02	09		<b>Products of the wine-growing sector</b>	<b>1.412.000.000</b>	<b>1.412.000.000</b>	<b>1.170.002.362</b>	<b>-241.997.638</b>	<b>-241.997.638</b>	<b>82,9%</b>	<b>82,9%</b>
2	05	02	09	01	Export refunds for products of the wine-growing sector	17.000.000	17.000.000	14.538.255	-2.461.745	-2.461.745	85,5%	85,5%
2	05	02	09	02	Storage of wine and grape must	87.000.000	87.000.000	73.821.269	-13.178.731	-13.178.731	84,9%	84,9%
2	05	02	09	03	Distillation of wine	391.000.000	391.000.000	241.646.053	-149.353.947	-149.353.947	61,8%	61,8%
2	05	02	09	04	Storage measures for alcohol	135.000.000	135.000.000	128.327.316	-6.672.684	-6.672.684	95,1%	95,1%
2	05	02	09	05	Aid for the use of must	184.000.000	184.000.000	164.206.407	-19.793.593	-19.793.593	89,2%	89,2%
2	05	02	09	06	Permanent abandonment premiums for areas under vines	88.000.000	88.000.000	97.677.874	9.677.874	9.677.874	111,0%	111,0%
2	05	02	09	07	Restructuring and conversion of vineyards	510.000.000	510.000.000	447.835.254	-62.164.746	-62.164.746	87,8%	87,8%
2	05	02	09	99	Other measures (wine-growing sector)	0	0	1.949.934	1.949.934	1.949.934	-	-
2	05	02	10		<b>Promotion</b>	<b>50.371.000</b>	<b>50.371.000</b>	<b>53.185.130</b>	<b>2.814.130</b>	<b>2.814.130</b>	<b>105,6%</b>	<b>105,6%</b>
2	05	02	10	01	Promotion measures -Payments by Member States (*) (***)	45.000.000	45.000.000	49.431.246	4.431.246	4.431.246	109,8%	109,8%
2	05	02	10	02	Promotion measures - Direct payments by the European Community	5.371.000	5.371.000	3.753.884	-1.617.116	-1.617.116	69,9%	69,9%
2	05	02	10	99	Other measures (promotion)	0	0	0	0	0	-	-
2	05	02	11		<b>Other plant products/measures</b>	<b>372.000.000</b>	<b>372.000.000</b>	<b>375.423.007</b>	<b>3.423.007</b>	<b>3.423.007</b>	<b>100,9%</b>	<b>100,9%</b>
2	05	02	11	01	Dried fodder	145.000.000	145.000.000	136.072.999	-8.927.001	-8.927.001	93,8%	93,8%
2	05	02	11	04	POSEI (excluding direct aids and FISH 11 02 03)	220.000.000	220.000.000	232.679.194	12.679.194	12.679.194	105,8%	105,8%
2	05	02	11	05	Community fund for tobacco (excluding SANCO 17 03 02)	7.000.000	7.000.000	6.280.120	-719.880	-719.880	89,7%	89,7%
2	05	02	11	99	Other measures (other plant products/measures)	0	0	390.694	390.694	390.694	-	-
2	05	02	12		<b>Milk and Milk products</b>	<b>167.000.000</b>	<b>167.000.000</b>	<b>147.994.306</b>	<b>-19.005.694</b>	<b>-19.005.694</b>	<b>88,6%</b>	<b>88,6%</b>
2	05	02	12	01	Refunds for milk and milk products	27.000.000	27.000.000	28.831.610	1.831.610	1.831.610	106,8%	106,8%
2	05	02	12	02	Intervention storage of skimmed-milk powder	0	0	0	0	0	-	-
2	05	02	12	03	Aid for disposal of skimmed milk	0	0	4.689.663	4.689.663	4.689.663	-	-
2	05	02	12	04	Intervention storage of butter and cream	19.000.000	19.000.000	13.007.356	-5.992.644	-5.992.644	68,5%	68,5%
2	05	02	12	05	Other measures relating to butterfat	29.000.000	29.000.000	19.065.730	-9.934.270	-9.934.270	65,7%	65,7%
2	05	02	12	06	Intervention storage of cheese	24.000.000	24.000.000	20.884.023	-3.115.977	-3.115.977	87,0%	87,0%
2	05	02	12	08	School milk	67.000.000	67.000.000	61.511.402	-5.488.598	-5.488.598	91,8%	91,8%
2	05	02	12	99	Other measures (milk and milk products)	1.000.000	1.000.000	4.522	-995.478	-995.478	0,5%	0,5%
2	05	02	13		<b>Beef and Veal</b>	<b>61.000.000</b>	<b>61.000.000</b>	<b>47.226.779</b>	<b>-13.773.221</b>	<b>-13.773.221</b>	<b>77,4%</b>	<b>77,4%</b>
2	05	02	13	01	Refunds for beef and veal	28.000.000	28.000.000	23.100.754	-4.899.246	-4.899.246	82,5%	82,5%
2	05	02	13	02	Intervention storage of beef and veal	0	0	-1.742	-1.742	-1.742	-	-
2	05	02	13	03	Exceptional support measures	24.000.000	24.000.000	14.077.341	-9.922.659	-9.922.659	58,7%	58,7%
2	05	02	13	04	Refunds for live animals	9.000.000	9.000.000	10.046.191	1.046.191	1.046.191	111,6%	111,6%
2	05	02	13	99	Other measures (beef and veal)	0	0	4.234	4.234	4.234	-	-

## ANNEX 8

## ANALYSIS OF EAGF BUDGETARY EXECUTION - DETAILED TABLE - 2008 FINANCIAL YEAF

Commitment appropriations

In EUR

F P H	T	C	A	I	MEASURE	ADOPTED BUDGET	AMENDING	EXECUTION 2008	DIFF EXE. -	DIFF EXE. - AB n°	% EXE /	% EXE /
						2008 (3)	BUDGET 3/2008 (2)	(10/2008 - Final)	ADOPTED BUDGET	3/2008	ADOPTED BUDGET	AMENDING BUDGET 3/2008
						(0)	(1)	(2)	(3) = (2) - (0)	(4) = (2) - (1)	(5) = (2) / (0)	(6) = (2) / (1)
(1)												
2	05	02	14		<b>Sheepmeat and goatmeat</b>	0	0	0	0	0	-	-
2	05	02	14	01	Intervention in the form of storage of sheepmeat and goatmeat	0	0	0	0	0	-	-
2	05	02	14	99	Other measures (sheepmeat and goatmeat)	0	0	0	0	0	-	-
2	05	02	15		<b>Pigmeat, eggs &amp; poultry, bee-keeping &amp; other animal products</b>	149.000.000	149.000.000	258.874.321	109.874.321	109.874.321	173,7%	173,7%
2	05	02	15	01	Refunds for pigmeat (*) (***)	20.000.000	20.000.000	99.042.920	79.042.920	79.042.920	495,2%	495,2%
2	05	02	15	02	Intervention for pigmeat	0	0	37.007.032	37.007.032	37.007.032	-	-
2	05	02	15	03	Exceptional market-support measures for pigmeat	0	0	0	0	0	-	-
2	05	02	15	04	Refunds for eggs	6.000.000	6.000.000	4.341.285	-1.658.715	-1.658.715	72,4%	72,4%
2	05	02	15	05	Refunds for poultrymeat	99.000.000	99.000.000	97.161.649	-1.838.351	-1.838.351	98,1%	98,1%
2	05	02	15	06	Specific aid for bee-keeping	24.000.000	24.000.000	21.324.415	-2.675.585	-2.675.585	88,9%	88,9%
2	05	02	15	07	Exceptional market-support measures for the poultrymeat and eggs sector	0	0	-2.980	-2.980	-2.980	-	-
2	05	02	15	99	Other measures (pigmeat, poultry, eggs, bee-keeping & other animal products)	0	0	0	0	0	-	-
<b>05 03 DIRECT AIDS</b>						<b>36.832.000.000</b>	<b>36.832.000.000</b>	<b>37.568.576.803</b>	<b>736.576.803</b>	<b>736.576.803</b>	<b>102,0%</b>	<b>102,0%</b>
2	05	03	01		<b>Decoupled direct aids</b>	<b>30.494.000.000</b>	<b>30.494.000.000</b>	<b>31.414.469.343</b>	<b>920.469.343</b>	<b>920.469.343</b>	<b>103,0%</b>	<b>103,0%</b>
2	05	03	01	01	SPS (Single Payment Scheme) (*) (**)	27.220.000.000	27.220.000.000	28.233.837.152	1.013.837.152	1.013.837.152	103,7%	103,7%
2	05	03	01	02	SAPS (Single Area Payment Scheme)	3.065.000.000	3.065.000.000	2.974.386.847	-90.613.153	-90.613.153	97,0%	97,0%
2	05	03	01	03	Separate sugar payment	209.000.000	209.000.000	206.245.345	-2.754.655	-2.754.655	98,7%	98,7%
2	05	03	02		<b>Other direct aids</b>	<b>5.775.000.000</b>	<b>5.775.000.000</b>	<b>5.620.407.710</b>	<b>-154.592.290</b>	<b>-154.592.290</b>	<b>97,3%</b>	<b>97,3%</b>
2	05	03	02	01	Crops area payments	1.450.000.000	1.450.000.000	1.432.235.732	-17.764.268	-17.764.268	98,8%	98,8%
2	05	03	02	04	Supplementary aid for durum wheat: traditional production zones	54.000.000	54.000.000	46.104.708	-7.895.292	-7.895.292	85,4%	85,4%
2	05	03	02	05	Production aid for seeds	25.000.000	25.000.000	20.044.210	-4.955.790	-4.955.790	80,2%	80,2%
2	05	03	02	06	Suckler-cow premiums	1.160.000.000	1.160.000.000	1.153.842.216	-6.157.784	-6.157.784	99,5%	99,5%
2	05	03	02	07	Additional suckler-cow premium	53.000.000	53.000.000	51.776.981	-1.223.019	-1.223.019	97,7%	97,7%
2	05	03	02	08	Beef special premium	95.000.000	95.000.000	90.499.730	-4.500.270	-4.500.270	95,3%	95,3%
2	05	03	02	09	Beef slaughter premium - Calves	126.000.000	126.000.000	121.005.377	-4.994.623	-4.994.623	96,0%	96,0%
2	05	03	02	10	Beef slaughter premium - Adults	225.000.000	225.000.000	224.139.751	-860.249	-860.249	99,6%	99,6%
2	05	03	02	13	Sheep and goat premium	257.000.000	257.000.000	239.900.222	-17.099.778	-17.099.778	93,3%	93,3%
2	05	03	02	14	Sheep and goat supplementary premium	78.000.000	78.000.000	74.150.843	-3.849.157	-3.849.157	95,1%	95,1%
2	05	03	02	16	Dairy premium	0	0	188.874	188.874	188.874	-	-
2	05	03	02	17	Additional payments for milk producers	0	0	55.290	55.290	55.290	-	-
2	05	03	02	18	Payments to starch potato producers	111.000.000	111.000.000	103.507.170	-7.492.830	-7.492.830	93,2%	93,2%
2	05	03	02	19	Area aid for rice	171.000.000	171.000.000	168.102.286	-2.897.714	-2.897.714	98,3%	98,3%
2	05	03	02	21	Aid for olive groves	98.000.000	98.000.000	99.410.300	1.410.300	1.410.300	101,4%	101,4%
2	05	03	02	22	Tobacco premium	293.000.000	293.000.000	301.422.652	8.422.652	8.422.652	102,9%	102,9%
2	05	03	02	23	Hops area aid	2.500.000	2.500.000	2.466.755	-33.245	-33.245	98,7%	98,7%
2	05	03	02	24	Specific quality premium for durum wheat	89.000.000	89.000.000	79.190.848	-9.809.152	-9.809.152	89,0%	89,0%
2	05	03	02	25	Protein crop premium	53.000.000	53.000.000	42.558.811	-10.441.189	-10.441.189	80,3%	80,3%
2	05	03	02	26	Area payments for nuts	92.000.000	92.000.000	86.493.853	-5.506.147	-5.506.147	94,0%	94,0%
2	05	03	02	27	Aid for energy crops	86.000.000	86.000.000	72.110.925	-13.889.075	-13.889.075	83,8%	83,8%
2	05	03	02	28	Aid for silkworms	500.000	500.000	547.879	47.879	47.879	109,6%	109,6%
2	05	03	02	29	Area aid for dried grapes	113.000.000	113.000.000	111.927.670	-1.072.330	-1.072.330	99,1%	99,1%
2	05	03	02	36	Payments for specific types of farming and quality production	435.000.000	435.000.000	422.876.435	-12.123.565	-12.123.565	97,2%	97,2%
2	05	03	02	39	Additional amount for sugar beet and cane producers	30.000.000	30.000.000	25.157.249	-4.842.751	-4.842.751	83,9%	83,9%
2	05	03	02	40	Area aid for cotton	260.000.000	260.000.000	247.547.650	-12.452.350	-12.452.350	95,2%	95,2%
2	05	03	02	50	POSEI - Community support programmes	377.000.000	377.000.000	372.255.721	-4.744.279	-4.744.279	98,7%	98,7%
2	05	03	02	51	POSEI - Other direct aids and earlier regimes	22.000.000	22.000.000	21.191.445	-808.555	-808.555	96,3%	96,3%
2	05	03	02	52	POSEI - Aegean Islands	19.000.000	19.000.000	16.791.929	-2.208.071	-2.208.071	88,4%	88,4%
2	05	03	02	99	Other (direct aids) (*) (**)	0	0	-7.095.803	-7.095.803	-7.095.803	-	-

## ANNEX 8

## ANALYSIS OF EAGF BUDGETARY EXECUTION - DETAILED TABLE - 2008 FINANCIAL YEAR

Commitment appropriations

In EUR

F P H	T	C	A	I	MEASURE	ADOPTED BUDGET 2008 (3)	AMENDING BUDGET 3/2008 (2) (3)	EXECUTION 2008 (10/2008 - Final)	DIFF EXE. - ADOPTED BUDGET	DIFF EXE. - AB n° 3/2008	% EXE / ADOPTED BUDGET	% EXE / AMENDING BUDGET 3/2008
						(0)	(1)	(2)	(3) = (2) - (0)	(4) = (2) - (1)	(5) = (2) / (0)	(6) = (2) / (1)
(1)												
2	05	03	03		Additional amounts of aid	563.000.000	563.000.000	533.699.749	-29.300.251	-29.300.251	94,8%	94,8%
2	05	03	03	00	Additional amounts of aid	563.000.000	563.000.000	533.699.749	-29.300.251	-29.300.251	94,8%	94,8%
<b>05 04 RURAL DEVELOPMENT</b>						<b>0,00</b>	<b>0,00</b>	<b>-14.051.993</b>	<b>-14.051.993</b>	<b>-14.051.993</b>	<b>-</b>	<b>-</b>
2	05	04	01		Rural development financed by the EAGGF-Guarantee Section — Programming period 2000 - 2006	0	0	-14.051.993	-14.051.993	-14.051.993	-	-
2	05	04	01	14	Rural development financed by the EAGGF-Guarantee Section — Programming period 2000-2006	0	0	-14.051.993	-14.051.993	-14.051.993	-	-
2	05	04	03		Other measures	0	0	0	0	0	-	-
2	05	04	03	02	Plant and animal genetic resources — Completion of earlier measures	0	0	0	0	0	-	-
2	05	04	04		Transitional Instrument for the financing of RD by the EAGGF Guarantee Section for the new Member States - Completion of programmes (2004 to 2006)	0	0	0	0	0	-	-
2	05	04	04		Transitional Instrument for the financing of RD by the EAGGF Guarantee Section for the new Member States - Completion of programmes (2004 to 2006)	0	0	0	0	0	-	-
<b>05 07 AUDIT OF AGRICULTURAL EXPENDITURE</b>						<b>-342.500.000</b>	<b>-342.500.000</b>	<b>-29.302.236</b>	<b>313.197.764</b>	<b>313.197.764</b>	<b>8,6%</b>	<b>8,6%</b>
2	05	07	01		Control of agricultural expenditure	-363.500.000	-363.500.000	-29.516.802	333.983.198	333.983.198	8,1%	8,1%
2	05	07	01	02	Monitoring and preventive measures, Direct payments by the EC	6.500.000	6.500.000	6.493.733	-6.267	-6.267	99,9%	99,9%
2	05	07	01	06	Accounting clearance of previous years' accounts with regard to shared management expenditure under the EAGGF Guarantee Section (previous measures) and under the EAGF	-370.000.000	-370.000.000	-39.286.229	330.713.771	330.713.771	10,6%	10,6%
2	05	07	01	07	Conformity clearance of previous years' accounts with regard to shared management expenditure under the EAGGF Guarantee Section (previous measures) and under the EAGF	0	0	3.275.694	3.275.694	3.275.694	-	-
2	05	07	02		Settlement of disputes	21.000.000	21.000.000	214.565	-20.785.435	-20.785.435	1,0%	1,0%
2	05	07	02	00	Settlement of disputes	21.000.000	21.000.000	214.565	-20.785.435	-20.785.435	1,0%	1,0%
<b>05 08 POLICY STRATEGY AND COORDINATION OF 'AGRICULTURE AND RURAL DEVELOPMENT' POLICY AREA</b>						<b>31.450.000</b>	<b>31.450.000</b>	<b>29.369.070</b>	<b>-2.080.930</b>	<b>-2.080.930</b>	<b>93,4%</b>	<b>93,4%</b>
2	05	08	01		Farm Accountancy Data Network (FADN)	14.000.000	14.000.000	12.680.950	-1.319.050	-1.319.050	90,6%	90,6%
2	05	08	01	00	Farm Accountancy Data Network (FADN)	14.000.000	14.000.000	12.680.950	-1.319.050	-1.319.050	90,6%	90,6%
2	05	08	02		Surveys on the structure of agricultural holdings	8.550.000	8.550.000	8.395.175	-154.825	-154.825	98,2%	98,2%
2	05	08	02	00	Surveys on the structure of agricultural holdings	8.550.000	8.550.000	8.395.175	-154.825	-154.825	98,2%	98,2%
2	05	08	03		Restructuring of systems for agricultural surveys	1.900.000	1.900.000	1.899.288	-712	-712	100,0%	100,0%
2	05	08	03	00	Restructuring of systems for agricultural surveys	1.900.000	1.900.000	1.899.288	-712	-712	100,0%	100,0%
2	05	08	06		Enhancing public awareness of the CAP	7.000.000	7.000.000	6.393.656	-606.344	-606.344	91,3%	91,3%
2	05	08	06	00	Enhancing public awareness of the CAP	7.000.000	7.000.000	6.393.656	-606.344	-606.344	91,3%	91,3%



## ANNEX 8

## ANALYSIS OF EAGF BUDGETARY EXECUTION - DETAILED TABLE - 2008 FINANCIAL YEAF

Commitment appropriations

In EUR

F P H	T	C	A	I	MEASURE	ADOPTED BUDGET	AMENDING	EXECUTION 2008	DIFF EXE. -	DIFF EXE. - AB n°	% EXE /	% EXE /
						2008 (3)	BUDGET 3/2008 (2)	(10/2008 - Final)	ADOPTED BUDGET	3/2008	ADOPTED BUDGET	AMENDING BUDGET 3/2008
						(0)	(1)	(2)	(3) = (2) - (0)	(4) = (2) - (1)	(5) = (2) / (0)	(6) = (2) / (1)
(1)												
2	05	08	08		External study on the impact of Directive 2000/36/EC	0	0	0	0	0	-	-
2	05	08	08	00	External study on the impact of Directive 2000/36/EC	0	0	0	0	0	-	-
2	05	08	09		European Agricultural Guarantee Fund (EAGF) — Operational technical assistance	0	0	0	0	0	-	-
2	05	08	09	00	European Agricultural Guarantee Fund (EAGF) — Operational technical assistance	0	0	0	0	0	-	-
11	<b>FISHERIES AND MARITIME AFFAIRS</b>					<b>32.500.000</b>	<b>52.328.768</b>	<b>51.751.745</b>	<b>19.251.745</b>	<b>19.251.745</b>	<b>159,2%</b>	<b>98,9%</b>
11	02	<b>FISHERIES MARKETS</b>				<b>32.500.000</b>	<b>52.328.768</b>	<b>51.751.745</b>	<b>19.251.745</b>	<b>19.251.745</b>	<b>159,2%</b>	<b>98,9%</b>
2	11	02	01		Intervention in fishery products	15.500.000	15.500.000	14.923.732	-576.268	-576.268	96,3%	96,3%
2	11	02	01	01	Intervention in fishery products - New measures	15.500.000	15.500.000	14.923.732	-576.268	-576.268	96,3%	96,3%
2	11	02	03		Fisheries programme for the outermost regions	17.000.000	36.828.768	36.828.013	19.828.013	19.828.013	216,6%	100,0%
2	11	02	03	01	Fisheries programme for the outermost regions — New measures (2)	17.000.000	36.828.768	36.828.013	19.828.013	19.828.013	216,6%	100,0%
17	<b>VETERINARY EXPENDITURE</b>					<b>281.650.000</b>	<b>411.650.000</b>	<b>407.751.047</b>	<b>126.101.047</b>	<b>-3.898.953</b>	<b>144,8%</b>	<b>99,1%</b>
17	01	<b>ADMINISTRATIVE EXPENDITURE of VETERINARY COSTS</b>				<b>2.400.000</b>	<b>2.400.000</b>	<b>1.951.478</b>	<b>-448.522</b>	<b>-448.522</b>	<b>81,3%</b>	<b>81,3%</b>
2	17	01	04		Support expenditure for operations of 'Health and consumer protection' Policy Area	2.400.000	2.400.000	1.951.478	-448.522	-448.522	81,3%	81,3%
2	17	01	04	01	Plant-health measures. Expenditure on administrative management	300.000	300.000	0	-300.000	-300.000	0,0%	0,0%
2	17	01	04	04	Pilot study: risk financing model for livestock epidemics. Exp. on Ad.manag.	0	0	0	0	0	-	-
2	17	01	04	05	Feed and food safety and related activities. Expenditure on Admin.manag.	1.100.000	1.100.000	951.478	-148.522	-148.522	86,5%	86,5%
2	17	01	04	06	Pilot project: improved methods for animal friendly production	1.000.000	1.000.000	1.000.000	0	0	100,0%	100,0%
17	03	<b>PUBLIC HEALTH</b>				<b>14.250.000</b>	<b>14.250.000</b>	<b>16.840.000</b>	<b>2.590.000</b>	<b>2.590.000</b>	<b>118,2%</b>	<b>118,2%</b>
2	17	03	02		Community tobacco fund — Direct payments by the European Union	14.250.000	14.250.000	16.840.000	2.590.000	2.590.000	118,2%	118,2%
2	17	03	02	00	Community tobacco fund — Direct payments by the European Union	14.250.000	14.250.000	16.840.000	2.590.000	2.590.000	118,2%	118,2%
17	04	<b>FOOD SAFETY, ANIMAL HEALTH, ANIMAL WELFARE &amp; PLANT HEALTH</b>				<b>265.000.000</b>	<b>395.000.000</b>	<b>388.959.569</b>	<b>123.959.569</b>	<b>-6.040.431</b>	<b>146,8%</b>	<b>98,5%</b>
2	17	04	01		Animal disease eradication and monitoring programmes and monitoring of the physical conditions of animals that could pose a public-health risk linked to an external factor	192.000.000	192.000.000	184.452.357	-7.547.643	-7.547.643	96,1%	96,1%
2	17	04	01	01	Animal disease eradication and monitoring programmes and monitoring of the physical conditions of animals that could pose a public-health risk linked to an external factor — New measures	192.000.000	192.000.000	184.452.357	-7.547.643	-7.547.643	96,1%	96,1%
2	17	04	02		Other measures in the veterinary, animal welfare and public-health field	17.000.000	17.000.000	13.596.945	-3.403.055	-3.403.055	80,0%	80,0%
2	17	04	02	01	Other measures in the veterinary, animal welfare and public-health field — New measures	17.000.000	17.000.000	13.596.945	-3.403.055	-3.403.055	80,0%	80,0%

## ANNEX 8

## ANALYSIS OF EAGF BUDGETARY EXECUTION - DETAILED TABLE - 2008 FINANCIAL YEAF

Commitment appropriations

In EUR

F P H	T	C	A	I	MEASURE	ADOPTED BUDGET	AMENDING	EXECUTION 2008	DIFF EXE. -	DIFF EXE. - AB n°	% EXE /	% EXE /
						2008 (3)	BUDGET 3/2008 (2)	(10/2008 - Final)	ADOPTED BUDGET	3/2008	ADOPTED BUDGET	AMENDING BUDGET 3/2008
						(0)	(1)	(2)	(3) = (2) - (0)	(4) = (2) - (1)	(5) = (2) / (0)	(6) = (2) / (1)
(1)												
2	17	04	03		<b>Emergency fund for veterinary complaints and other animal contaminations which are a risk to public health</b>	34.000.000	164.000.000	163.985.729	129.985.729	-14.271	482,3%	100,0%
2	17	04	03	01	Emergency fund for veterinary complaints and other animal contaminations which are a risk to public health — New measures	30.000.000	160.000.000	159.985.729	129.985.729	-14.271	533,3%	100,0%
2	17	04	03	03	Preparatory action - Control posts (resting points) in relation to transport of animals	4.000.000	4.000.000	4.000.000	0	0	100,0%	100,0%
2	17	04	04		<b>Plant-health measures</b>	2.000.000	2.000.000	5.902.670	3.902.670	3.902.670	295,1%	295,1%
2	17	04	04	01	Plant-health measures — New measures	2.000.000	2.000.000	5.902.670	3.902.670	3.902.670	295,1%	295,1%
2	17	04	05		<b>Community Plant Variety Office</b>	0	0	0	0	0	-	-
2	17	04	05	01	Community Plant Variety Office - Subsidy under Titles 1 and 2	0	0	0	0	0	-	-
2	17	04	05	02	Community Plant Variety Office - Subsidy under Title 3	0	0	0	0	0	-	-
2	17	04	07		<b>Feed and food safety and related activities</b>	20.000.000	20.000.000	21.021.867	1.021.867	1.021.867	105,1%	105,1%
2	17	04	07	01	Feed and food safety and related activities — New measures	20.000.000	20.000.000	21.021.867	1.021.867	1.021.867	105,1%	105,1%
(*) EAGF 2008 EXPENDITURE funded by initial budget appropriations - Fund Source C1						40.876.490.000	41.026.318.768	40.934.189.788	57.699.788	-92.128.980	100,1%	99,8%
(**) EAGF 2008 EXPENDITURE funded by assigned revenue carried over from 2007 - Fund Source C5						1.159.540.265	1.159.540.265	1.159.540.265	-	-	100,0%	-
(***) EAGF 2008 EXPENDITURE funded by assigned revenue collected in 2008 - Fund Source C4						1.561.605.099	1.561.605.099	87.467.000	-	-	5,6%	-
<b>TOTAL EAGF 2008 EXPENDITURE</b>						<b>43.597.635.364</b>	<b>43.747.464.132</b>	<b>42.181.197.053</b>	<b>-</b>	<b>-</b>	<b>-</b>	<b>-</b>
<b>SUGAR RESTRUCTURING FUND</b>												
2	05	02	16		<b>Sugar Restructuring Fund</b>	0	0	1.284.099.717	-	-	-	-
2	05	02	16	01	Sugar Restructuring Fund (**) (***)	0	0	1.284.099.717	-	-	-	-
2	05	02	16	02	Clearance with regard to the Sugar Restructuring Fund	0	0	0	-	-	-	-
(**) EAGF 2008 EXPENDITURE funded by assigned revenue carried over from 2007 - Fund Source C5						735.779.199	735.779.199	735.779.199	-	-	100,0%	-
(***) EAGF 2008 EXPENDITURE funded by assigned revenue collected in 2008 - Fund Source C4						2.592.884.443	2.592.884.443	548.320.518	-	-	21,1%	-
<b>TOTAL 2008 EXPENDITURE</b>						<b>46.926.299.006</b>	<b>47.076.127.774</b>	<b>43.465.296.770</b>	<b>-</b>	<b>-</b>	<b>-</b>	<b>-</b>

(1) FPH = Financial Perspectives Heading / T = Title / C = Chapter / A = Article / I = Item

(2) For EAGF, the Amending Budget n° 3/2008 concerns only item 17 04 03 01: Commitment appropriations were increased by 130 ME.  
For ITEM 11 02 03 01: Commitments appropriations were increased by 19.828.768€ after a budgetary transfert, from the reserve

(3) 0 = p.m.

(\*) EAGF 2008 EXPENDITURE funded by initial budget appropriations - Fund Source C1

(\*\*) EAGF 2008 EXPENDITURE funded by assigned revenue carried over from 2007 - Fund Source C5

(\*\*\*) EAGF 2008 EXPENDITURE funded by assigned revenue collected in 2008 - Fund Source C4

## ANNEX 9

## ANALYSIS OF EAGF BUDGETARY EXECUTION - 2008 FINANCIAL YEAR - ASSIGNED REVENUE (C4) Collected in 2008

In EUR

Assigned Revenue 2008						Utilisation of Assigned Revenue					Carriedforward to 2009
ITEM	Funds	Description	Amount	Link - Budgetary Attribution		Budgetary Expenditure Line	Funds	Description	Amount		
				Budgetary Line	Amount				Detail	Total	
<b>CHAPTER 67 : REVENUE CONCERNING EAGF</b>											
6 7 0 1	IC4	Clearance of EAGF accounts – Assigned revenue	984.630.362,00	05 02 08 99	431.230.628,80	05 02 08 03	C4	Operational funds for producers organisations	61.850.000,00		
						05 02 08 99	C4	Other measures (Fruits and vegetables)	767.000,00		
						05 02 10 01	C4	Promotion measures - Payments by Member States	2.400.000,00		
						05 02 15 01	C4	Refunds for pigmeat	22.450.000,00		
						<b>431.230.628,80</b>			<b>87.467.000,00</b>		<b>343.763.628,80</b>
				05 03 02 99	553.399.733,20						
6 7 0 2	IC4	EAGF Irregularities – Assigned revenue	356.066.899,56	05 03 02 99	356.066.899,56						
6 7 0 3	IC4	Superlevy from milk producers – Assigned revenue	220.907.837,22	05 03 02 99	220.907.837,22	05 03 02 99	C4	Other (Direct aids)	0,00		
						<b>1.130.374.469,98</b>			<b>0,00</b>		<b>1.130.374.469,98</b>
6 7 0	IC4	Revenue concerning EAGF	1.561.605.098,78								
6 7	IC4	REVENUE CONCERNING EAGF TOTAL Chapter 67	1.561.605.098,78		1.561.605.098,78				87.467.000,00		1.474.138.098,78
<b>CHAPTER 68 : TEMPORARY RESTRUCTURING AMOUNTS</b>											
6 8 0 1	IC4	Temporary restructuring amounts – Assigned revenue	2.592.884.443,35	05 02 16 00	2.592.884.443,35	05 02 16 00	C4	Sugar Restructuring Fund	548.320.518,36		
						<b>2.592.884.443,35</b>			<b>548.320.518,36</b>		<b>2.044.563.924,99</b>
6 8 0 2		Irregularities concerning the temporary restructuring fund – Assigned revenue	0,00								
6 8 0 3		Clearance with regard to the temporary restructuring fund – Assigned revenue	0,00								
6 8 0	IC4	Temporary restructuring amounts	2.592.884.443,35								
6 8	IC4	TEMPORARY RESTRUCTURING AMOUNTS	2.592.884.443,35						548.320.518,36		2.044.563.924,99
<b>TOTAL</b>			<b>4.154.489.542,13</b>			<b>TOTAL</b>			<b>635.787.518,36</b>		<b>3.518.702.023,77</b>

## ANNEX 10

## ANALYSIS OF EAGF BUDGETARY EXECUTION - 2008 FINANCIAL YEAR - ASSIGNED REVENUE (C5) Carried over from 2007

In EUR

Assigned Revenue 2008					Utilisation of Assigned Revenue						
ITEM	Funds	Description	Amount	Link - Budgetary Attribution			Budgetary Expenditure Line	Funds	Description	Amount	
				Budgetary Line	Amount					Detail	Total
					Detail	Total					
<b>CHAPTER 67 : REVENUE CONCERNING EAGF</b>											
6 7 0 1	IC5	Clearance of EAGF accounts – Assigned revenue	557.050.534,46	05 02 08 99	362.665.224,89		05 02 08 03	C5	Operational funds for producers organisations	362.665.224,89	
						362.665.224,89					362.665.224,89
					05 03 02 99	194.385.309,57					
6 7 0 2	IC5	EAGF Irregularities – Assigned revenue	239.824.505,38	05 03 02 99	239.824.505,38		05 03 01 01	C5	SPS (Single Payment Scheme)	757.424.738,18	
6 7 0 3	IC5	Superlevy from milk producers – Assigned revenue	362.665.224,89	05 03 02 99	362.665.224,89		05 03 02 99	C5	Other (Direct aids)	39.450.301,66	
											796.875.039,84
6 7 0	IC5	Revenue concerning EAGF	1.159.540.264,73								
6 7	IC5	REVENUE CONCERNING EAGF TOTAL Chapter 67	1.159.540.264,73			1.159.540.264,73					1.159.540.264,73
<b>CHAPTER 68 : TEMPORARY RESTRUCTURING AMOUNTS</b>											
6 8 0 1	IC5	Temporary restructuring amounts – Assigned revenue	735.779.198,70	05 02 16 00	735.779.198,70		05 02 16 00	C5	Sugar Restructuring Fund	735.779.198,70	
											735.779.198,70
6 8 0 2		Irregularities concerning the temporary restructuring fund – Assigned revenue	0,00								
6 8 0 3		Clearance with regard to the temporary restructuring fund – Assigned revenue	0,00								
6 8 0	IC5	Temporary restructuring amounts	735.779.198,70								
6 8	IC5	TEMPORARY RESTRUCTURING AMOUNTS	735.779.198,70								735.779.198,70
<b>TOTAL</b>			<b>1.895.319.463,43</b>								<b>1.895.319.463,43</b>

## ANNEX 11

## EXECUTION OF THE 2008 EAGF BUDGET FOR POLICY AREA 17 (Veterinary measures)

In EUR

Budget Line		Credits after transfer	Committed	Balance commitments - credits
<b>17 04 01 01</b>	<b>Animal disease eradication and monitoring programmes and monitoring of the physical conditions of animals that could pose a public-health risk linked to an external factor</b>			
	1 Eradication		71.707.157	
	2 Avian influenza		4.059.000	
	3 TSE surveillance		68.067.000	
	4 TSE eradication		2.041.000	
	5 Scrapie		12.963.200	
	6 Salmonella		25.615.000	
	<b>sub total</b>	<b>184.873.151</b>	<b>184.452.357</b>	<b>-420.794</b>
<b>17 04 02 01</b>	<b>Other measures in the veterinary, animal welfare and public-health field</b>			
	1 OIE conference rabies + animal welfare + categorisation diseases		425.021	
	2 Study genetic TSR resistance		150.500	
	3 Eurobarometer clooning		246.875	
	4 Storage FMD antigens		2.332.009	
	5 Purchase and storage CSFvaccines 1 million doses		1.374.000	
	6 Impact assessment animal transport		58.000	
	7 IT tools and communication		6.040.000	
	8 Animal disease information		1.000.000	
	9 Study on electronic identification		66.280	
	10 Cost benefit analysis target siting salmonella in slaughter pigs		131.500	
	11 Evaluation study Comm. Ref. laboratories animal health		197.750	
	12 Animal welfare workshop		100.000	
	13 EU FMD trust fund		1.500.000	
	<b>sub total</b>	<b>14.538.000</b>	<b>13.621.935</b>	<b>-916.065</b>
<b>17 04 03 01</b>	<b>Emergency fund for veterinary complaints and other diseases of animal contaminations which are a risk to public health</b>			
	1 Avian influenza 2003		104.197	
	2 Classical swine fever 2006		3.315.828	
	3 Surveillance measures bluetongue		600.000	
	4 Bluetongue 2007 first tranche		950.000	
	5 Avian influenza 1999-2000		204.151	
	6 Newcastle disease 2005		75.958	
	7 Foot-and-mouth 2007		455.000	
	8 Bluetongue 2008 first tranche		152.268.058	
	9 Avian influenza 2007		1.810.873	
	10 Avian influenza 2006		201.666	
	<b>sub total</b>	<b>160.000.000</b>	<b>159.985.729</b>	<b>-14.271</b>
<b>17 04 03 03</b>	<b>Preparatory action: Control posts in relation to transport of animals</b>			
	1 Control post animal welfare		4.000.000	
	<b>sub total</b>	<b>4.000.000</b>	<b>4.000.000</b>	<b>0</b>
<b>17 04 04 01</b>	<b>Plant-health measures</b>			
	1 Solidarité pine wood nematode		4.741.838	
	2 Inspection infrastructure		25.960	
	3 Better training for safer food		448.398	
	4 Poseidom		282.000	
	5 IT		405.000	
	<b>sub total</b>	<b>6.970.849</b>	<b>5.903.196</b>	<b>-1.067.653</b>
<b>17 04 07 01</b>	<b>Feed and food safety and related activities</b>			
	1 IT and communication		1.200.000	
	2 Lab. Comm. de référence risques biologiques		4.546.000	
	3 Lab. Comm. de référence résidus		3.999.000	
	4 Lab. Comm. de référencesanté animale		2.967.000	
	5 Better training for safer food		8.310.256	
	<b>sub total</b>	<b>22.028.000</b>	<b>21.022.256</b>	<b>-1.005.744</b>
<b>17 01 04 01</b>	<b>Plant-health measures - Expenditure on administrative management</b>			
	1		0	
	<b>sub total</b>	<b>300.000</b>	<b>0</b>	<b>-300.000</b>
<b>17 01 04 05</b>	<b>Feed and food safety and related activities - Expenditure on administrative management</b>			
	1 Training food and feed (national experts)		400.000	
	2 Evaluation studies		286.970	
	3 Better training for safer food		213.555	
	4 Divers		50.953	
	<b>sub total</b>	<b>1.100.000</b>	<b>951.478</b>	<b>-148.522</b>
<b>17 01 04 06</b>	<b>Pilot project: Improved methods for animals-friendly production</b>			
	1 Improved methods animal friendly production		1.000.000	
	<b>sub total</b>	<b>1.000.000</b>	<b>1.000.000</b>	<b>0</b>
<b>TOTAL</b>		<b>394.810.000</b>	<b>390.936.951</b>	<b>-3.873.049</b>
	utilisation en %		99,02%	-0,98%



## ANNEX 13

## EAGF - EXPENDITURE FOR DIRECT AIDS BY MEASURE AND BY MEMBER STATE - 2008 FINANCIAL YEAR

In EUR million

BUDGETARY LINE	MEASURE	BE	BG	CZ	DK	DE	EE	IE	GR	ES	FR	IT	CY	LV	LT
05 03 01 01	SPS (single payment scheme)	453,512	-	-	917,583	5,345,827	-	1,250,783	1,894,089	3,276,446	5,695,705	3,206,591	-	-	-
05 03 01 02	SAPS (single area payment scheme)	-	166,291	354,673	-	-	40,497	-	-	-	-	-	19,371	55,521	146,288
05 03 01 03	Separate sugar payment	-	-	24,400	-	-	-	-	-	-	-	-	-	5,128	7,959
<b>05 03 01</b>	<b>Decoupled direct aids</b>	<b>453,512</b>	<b>166,291</b>	<b>379,073</b>	<b>917,583</b>	<b>5,345,827</b>	<b>40,497</b>	<b>1,250,783</b>	<b>1,894,089</b>	<b>3,276,446</b>	<b>5,695,705</b>	<b>3,206,591</b>	<b>19,371</b>	<b>60,649</b>	<b>154,247</b>
05 03 02 01	Crop area payments	-0,002	-	-	-	0,532	-	-0,002	0,253	347,176	1,083,918	-0,053	-	-	-
05 03 02 04	Supplementary aid for durum wheat: traditional production zones	-	-	-	-	-	-	-	0,124	32,441	13,653	-0,115	-	-	-
05 03 02 05	Production aid for seeds	1,012	-	-	-	-	-	-	0,841	4,982	1,748	10,641	-	-	-
05 03 02 06	Suckler-cow premium	73,442	-	-	-0,001	0,035	-	0,167	0,163	247,860	694,520	0,007	-	-	-
05 03 02 07	Additional suckler-cow premium	18,358	-	-	-	-	-	-	0,023	24,654	0,002	0,025	-	-	-
05 03 02 08	Beef special premium	0,010	-	-	31,250	0,020	-	0,150	-2,876	0,439	0,202	-0,391	-	-	-
05 03 02 09	Beef slaughter premium — Calves	5,963	-	-	0,000	0,000	-	0,001	0,001	0,516	71,146	0,073	-	-	-
05 03 02 10	Beef slaughter premium — Adults	0,043	-	-	-0,068	0,022	-	0,042	0,065	46,213	94,631	0,508	-	-	-
05 03 02 13	Sheep and goat premium	-	-	-	0,658	0,000	-	0,040	0,029	161,485	57,378	0,268	-	-	-
05 03 02 14	Sheep and goat supplementary premium	-	-	-	-	-0,001	-	0,009	0,010	50,256	17,249	0,057	-	-	-
05 03 02 16	Dairy premium	-	-	-	-	0,000	-	0,003	0,041	0,021	0,001	0,003	-	-	-
05 03 02 17	Additional payments for milk producers	0,000	-	-	-	0,000	-	-	0,025	0,010	0,000	0,000	-	-	-
05 03 02 18	Payments to starch potato producers	-	-	-	10,998	43,230	-	-	-	-	16,304	-	-	-	-
05 03 02 19	Area aid for rice	-	-	-	-	-	-	-	10,855	44,709	8,692	93,393	-	-	-
05 03 02 21	Aid for olive groves	-	-	-	-	-	-	-	2,972	100,029	-0,014	-3,592	-	-	-
05 03 02 22	Tobacco premium	0,004	-	-	-	19,211	-	-	-	63,910	43,493	170,972	-	-	-
05 03 02 23	Hops area aid	-	-	-	-	2,277	-	-	-	0,001	0,093	-	-	-	-
05 03 02 24	Specific quality premium for durum wheat	-	-	-	-	-	-	-	14,811	18,146	7,731	38,205	-	-	-
05 03 02 25	Protein crop premium	0,058	-	-	0,458	5,203	-	0,123	0,125	9,063	11,351	4,932	-	-	-
05 03 02 26	Area payments for nuts	0,004	-	-	-	0,055	-	-	4,369	60,748	1,975	14,781	-	-	-
05 03 02 27	Aid for energy crops	0,243	0,099	1,368	1,677	18,715	0,364	0,171	-	5,120	21,157	1,067	-	1,127	4,176
05 03 02 28	Aid for silkworms	-	-	-	-	-	-	-	0,499	0,009	0,005	0,035	-	-	-
05 03 02 29	Area aid for dried grapes	-	-	-	-	-	-	-	110,655	1,268	-	-	-	-	-
05 03 02 36	Payments for specific types of farming and quality production	-	-	-	-	-	-	-	91,769	100,475	-	172,530	-	-	-
05 03 02 39	Additional amount for sugar beet and cane producers	-	-	-	-	-	-	-	2,610	-	-	21,392	-	-	-
05 03 02 40	Area aid for cotton	-	-	-	-	-	-	-	183,072	64,475	-	-	-	-	-
05 03 02 50	POSEI — Community support programmes	-	-	-	-	-	-	-	-	167,161	152,337	-	-	-	-
05 03 02 51	POSEI — Earlier regimes	-	-	-	-	-	-	-	-	0,016	2,600	-	-	-	-
05 03 02 52	POSEI — Aegean Islands	-	-	-	-	-	-	-	16,792	-	-	-	-	-	-
05 03 02 99	Other	-0,002	-	-	-0,050	0,020	-	0,179	0,428	0,652	0,196	-8,701	-	-	-
<b>05 03 02</b>	<b>Other direct aids</b>	<b>99,132</b>	<b>0,099</b>	<b>1,368</b>	<b>44,923</b>	<b>89,319</b>	<b>0,364</b>	<b>0,882</b>	<b>437,655</b>	<b>1,551,835</b>	<b>2,300,370</b>	<b>516,036</b>	<b>-</b>	<b>1,127</b>	<b>4,176</b>
05 03 03 00	Additional amounts of aid	7,574	-	-	9,559	60,455	-	24,552	73,611	92,859	84,758	90,157	-	-	-
<b>05 03 03</b>	<b>Additional amounts of aid</b>	<b>7,574</b>	<b>-</b>	<b>-</b>	<b>9,559</b>	<b>60,455</b>	<b>-</b>	<b>24,552</b>	<b>73,611</b>	<b>92,859</b>	<b>84,758</b>	<b>90,157</b>	<b>-</b>	<b>-</b>	<b>-</b>
	Sub-total FUND SOURCE C1 Expenditure(*)	559,699	166,390	380,441	969,765	5,490,566	40,860	1,271,472	2,390,456	4,816,904	8,072,230	3,492,583	19,371	61,777	-
	Sub-total FUND SOURCE C5 Expenditure(**)	0,519	-	-	2,301	5,034	-	4,745	14,899	104,236	8,603	320,201	-	-	-
	<b>TOTAL DIRECT AIDS - 2008 EXPENDITURE</b>	<b>560,218</b>	<b>166,390</b>	<b>380,441</b>	<b>972,065</b>	<b>5,495,600</b>	<b>40,860</b>	<b>1,276,217</b>	<b>2,405,355</b>	<b>4,921,140</b>	<b>8,080,833</b>	<b>3,812,784</b>	<b>19,371</b>	<b>61,777</b>	<b>158,423</b>
		BE	BG	CZ	DK	DE	EE	IE	GR	ES	FR	IT	CY	LV	LT

(\*) EAGF 2008 EXPENDITURE funded by initial budget appropriations - Fund source C1.

(\*\*) EAGF 2008 EXPENDITURE funded by assigned revenue carried over from 2007 - Fund source C5.

## ANNEX 13

## EAGF - EXPENDITURE FOR DIRECT AIDS BY MEASURE AND BY MEMBER STATE - 2008 FINANCIAL YEAR

In EUR million

BUDGETARY LINE	MEASURE	LU	HU	MT	NL	AT	PL	PT	RO	SI	SK	FI	SE	GB	TOTAL
05 03 01 01	SPS (single payment scheme)	34,184	-	1,571	660,929	599,491	-	343,274	-	48,927	-	488,880	661,829	3,354,217	28,233,837
05 03 01 02	SAPS (single area payment scheme)	-	508,265	-	-	-	1,123,889	-	420,125	-	139,466	-	-	-	2,974,387
05 03 01 03	Separate sugar payment	-	31,945	-	-	-	120,483	-	1,585	-	14,745	-	-	-	206,245
<b>05 03 01</b>	<b>Decoupled direct aids</b>	<b>34,184</b>	<b>540,210</b>	<b>1,571</b>	<b>660,929</b>	<b>599,491</b>	<b>1,244,372</b>	<b>343,274</b>	<b>421,710</b>	<b>48,927</b>	<b>154,211</b>	<b>488,880</b>	<b>661,829</b>	<b>3,354,217</b>	<b>31,414,469</b>
05 03 02 01	Crop area payments	0,002	-	0,000	0,340	-0,137	-	0,072	-	0,034	-	0,001	0,003	0,098	1,432,236
05 03 02 04	Supplementary aid for durum wheat: traditional production zones	-	-	-	-	0,000	-	0,001	-	-	-	-	-	-	46,105
05 03 02 05	Production aid for seeds	-	-	-	0,373	-	-	0,257	-	-	-	0,192	-	-	20,044
05 03 02 06	Suckler-cow premium	-	-	-	0,010	65,502	-	71,947	-	0,022	-	-	0,001	0,167	1,153,842
05 03 02 07	Additional suckler-cow premium	-	-	-	-	0,081	-	8,617	-	0,003	-	-	-	0,013	51,777
05 03 02 08	Beef special premium	-	-	-	0,109	-0,059	-	0,005	-	3,868	-	22,511	35,233	0,030	90,500
05 03 02 09	Beef slaughter premium — Calves	-	-	-	38,287	4,155	-	0,863	-	0,001	-	-	-	0,000	121,005
05 03 02 10	Beef slaughter premium — Adults	-	-	-	58,744	15,896	-	7,972	-	0,011	-	0,003	0,010	0,048	224,140
05 03 02 13	Sheep and goat premium	-	-	-	0,000	0,000	-	19,172	-	0,312	-	0,537	-	0,020	239,900
05 03 02 14	Sheep and goat supplementary premium	-	-	-	0,000	0,000	-	6,281	-	0,103	-	0,179	-	0,007	74,151
05 03 02 16	Dairy premium	-	-	-	0,085	0,006	-	0,000	-	0,018	-	-	0,007	0,005	0,189
05 03 02 17	Additional payments for milk producers	-	-	-	0,007	0,003	-	0,000	-	0,009	-	-	0,003	-	0,055
05 03 02 18	Payments to starch potato producers	-	-	-	24,109	2,421	-	-	-	-	-	2,809	3,635	-	103,507
05 03 02 19	Area aid for rice	-	-	-	-	-	-	10,454	-	-	-	-	-	-	168,102
05 03 02 21	Aid for olive groves	-	-	-	-	-	-	0,015	-	0,001	-	-	-	-	99,410
05 03 02 22	Tobacco premium	-	-	-	-	-	-	3,833	-	-	-	-	-	-	301,423
05 03 02 23	Hops area aid	-	-	-	-	0,024	-	-	-	0,072	-	-	-	-	2,467
05 03 02 24	Specific quality premium for durum wheat	-	-	-	-	0,264	-	0,034	-	-	-	-	-	-	79,191
05 03 02 25	Protein crop premium	0,017	-	-	0,033	1,735	-	0,239	-	0,039	-	0,335	1,789	7,057	42,559
05 03 02 26	Area payments for nuts	0,003	-	-	0,011	0,011	-	4,520	-	0,007	-	-	-	0,011	86,494
05 03 02 27	Aid for energy crops	0,009	2,557	-	0,030	0,492	3,255	0,295	0,583	0,075	1,815	0,489	1,263	5,965	72,111
05 03 02 28	Aid for silkworms	-	-	-	-	-	-	-	-	-	-	-	-	-	0,548
05 03 02 29	Area aid for dried grapes	-	-	-	-	-	-	0,005	-	-	-	-	-	-	111,928
05 03 02 36	Payments for specific types of farming and quality production	-	-	-	-	-	-	10,229	-	2,599	-	15,109	3,261	26,904	422,876
05 03 02 39	Additional amount for sugar beet and cane producers	-	-	-	-	-	-	1,156	-	-	-	-	-	-	25,157
05 03 02 40	Area aid for cotton	-	-	-	-	-	-	-	-	-	-	-	-	-	247,548
05 03 02 50	POSEI — Community support programmes	-	-	-	-	-	-	52,758	-	-	-	-	-	-	372,256
05 03 02 51	POSEI — Earlier regimes	-	-	-	-	-	-	18,575	-	-	-	-	-	-	21,191
05 03 02 52	POSEI — Aegean Islands	-	-	-	-	-	-	-	-	-	-	-	-	-	16,792
05 03 02 99	Other	-	-	-	-0,121	-0,052	-	0,065	-	0,031	-	0,002	0,030	0,228	-7,096
<b>05 03 02</b>	<b>Other direct aids</b>	<b>0,030</b>	<b>2,557</b>	<b>0,000</b>	<b>122,017</b>	<b>90,344</b>	<b>3,255</b>	<b>217,364</b>	<b>0,583</b>	<b>7,203</b>	<b>1,815</b>	<b>42,166</b>	<b>45,235</b>	<b>40,554</b>	<b>5,620,408</b>
05 03 03 00	Additional amounts of aid	0,400	-	-	10,568	19,070	-	9,536	-	-	-	12,460	10,940	27,201	533,700
<b>05 03 03</b>	<b>Additional amounts of aid</b>	<b>0,400</b>	<b>-</b>	<b>-</b>	<b>10,568</b>	<b>19,070</b>	<b>-</b>	<b>9,536</b>	<b>-</b>	<b>-</b>	<b>-</b>	<b>12,460</b>	<b>10,940</b>	<b>27,201</b>	<b>533,700</b>
	Sub-total FUND SOURCE C1 Expenditure(*)	34,467	542,767	0,027	767,950	708,645	1,247,626	538,717	422,293	41,130	156,026	543,425	716,861	3,160,829	36,771,702
	Sub-total FUND SOURCE C5 Expenditure(**)	0,146	-	1,543	25,563	0,259	-	31,458	-	15,001	-	0,081	1,142	261,143	796,875
	<b>TOTAL DIRECT AIDS - 2008 EXPENDITURE</b>	<b>34,614</b>	<b>542,767</b>	<b>1,571</b>	<b>793,514</b>	<b>708,905</b>	<b>1,247,626</b>	<b>570,175</b>	<b>422,293</b>	<b>56,130</b>	<b>156,026</b>	<b>543,506</b>	<b>718,003</b>	<b>3,421,972</b>	<b>37,568,577</b>
		LU	HU	MT	NL	AT	PL	PT	RO	SI	SK	FI	SE	GB	TOTAL

(\*) EAGF 2008 EXPENDITURE funded by initial budget appropriations - Fund source C1.

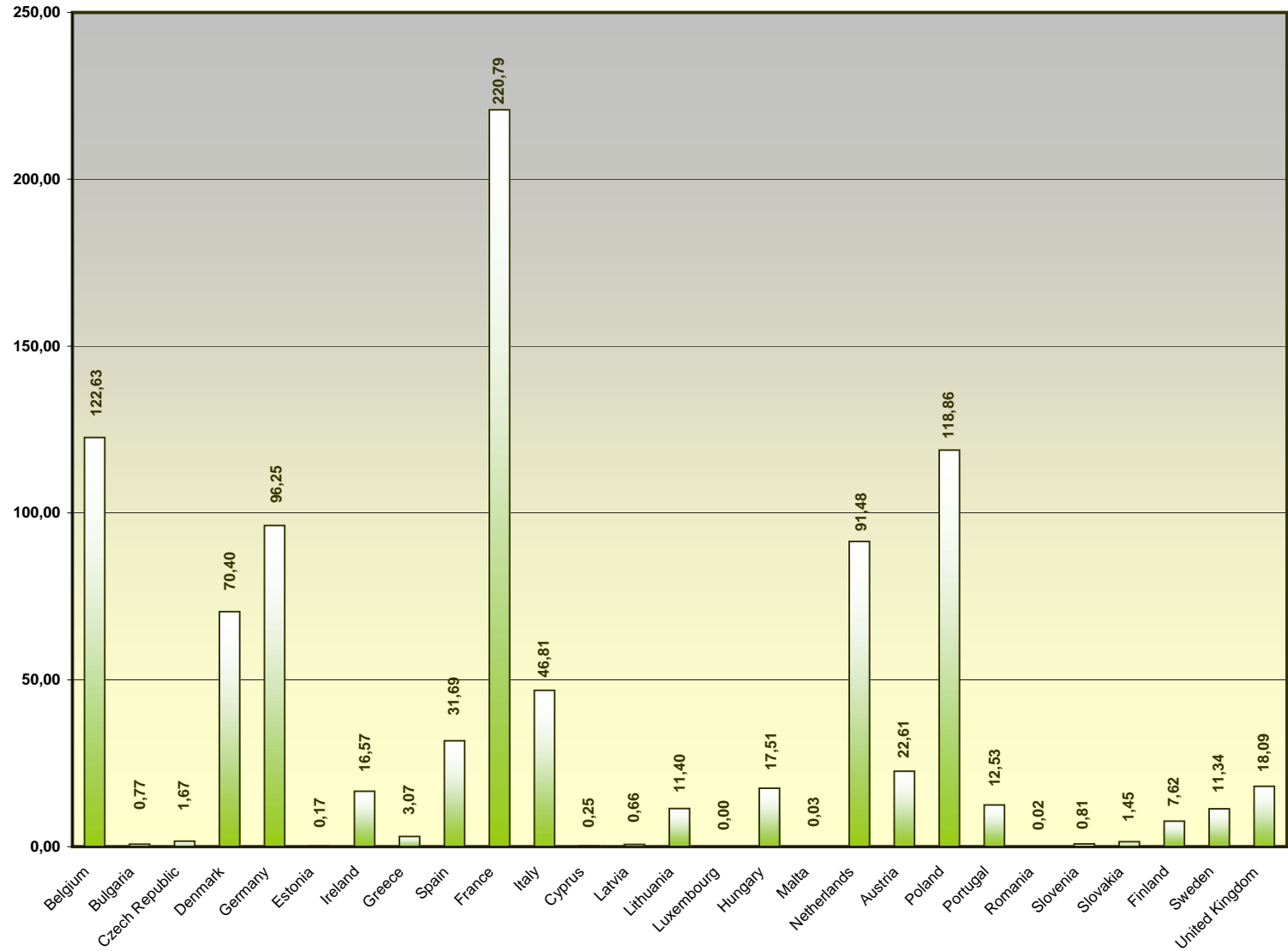
(\*\*) EAGF 2008 EXPENDITURE funded by assigned revenue carried over from 2007 - Fund source C5.



## ANNEX 14

### EXPORT REFUNDS EXPENDITURE BY MEMBER STATE - 2008 Financial year - In EUR million

Member State - EU 27	2008
Belgium	122,63
Bulgaria	0,77
Czech Republic	1,67
Denmark	70,40
Germany	96,25
Estonia	0,17
Ireland	16,57
Greece	3,07
Spain	31,69
France	220,79
Italy	46,81
Cyprus	0,25
Latvia	0,66
Lithuania	11,40
Luxembourg	0,00
Hungary	17,51
Malta	0,03
Netherlands	91,48
Austria	22,61
Poland	118,86
Portugal	12,53
Romania	0,02
Slovenia	0,81
Slovakia	1,45
Finland	7,62
Sweden	11,34
United Kingdom	18,09
<b>TOTAL Export Refunds Expenditure</b>	<b>925,448</b>



## BREAKDOWN OF 2008 EAGF EXPENDITURE FOR INTERVENTION IN STORAGE

In EUR million

PRODUCTS	TOTAL STORAGE	TOTAL PRIVATE STORAGE	PUBLIC STORAGE						
			TOTAL PUBLIC STORAGE	Technical costs	Financial costs	Difference between purchase and sales price	DEPRECIATIONS		
							Total depreciation	Purchase depreciation	Complementary depreciation end of the exercise
a = b + c	b	c = d + e + f + g	d	e	f	g = h + i	h	i	
<b>CEREALS</b>	<b>-100,73</b>	<b>0,00</b>	<b>-100,73</b>	<b>34,57</b>	<b>1,68</b>	<b>-136,97</b>	<b>0,00</b>	<b>0,00</b>	<b>0,00</b>
BREAD MAKING QUALITY WHEAT	7,95		7,95	24,81	0,13	-17,00	0,00		
BARLEY	2,52		2,52	2,52	0,00	0,00	0,00		
RYE	0,50		0,50	0,51	0,00	0,00	0,00		
MAIZE	-111,70		-111,70	6,73	1,54	-119,98	0,00		
SORGHUM	0,00		0,00	0,00	0,00	0,00	0,00		
<b>RICE</b>	<b>0,00</b>	<b>0,00</b>	<b>0,00</b>						
<b>SUGAR</b>	<b>-26,75</b>	<b>0,00</b>	<b>-26,75</b>	<b>12,40</b>	<b>7,22</b>	<b>-55,76</b>	<b>9,40</b>	<b>0,00</b>	<b>9,40</b>
WHITE SUGAR	-28,96	0,00	-28,96	11,44	6,84	-56,64	9,40	0,00	9,40
RAW SUGAR	2,21	0,00	2,21	0,96	0,38	0,88	0,00	0,00	0,00
<b>OLIVE OIL</b>	<b>0,01</b>	<b>0,00</b>	<b>0,01</b>			0,01			
<b>FIBRE FLAX AND HEMP</b>	<b>1,87</b>	<b>1,87</b>	<b>0,00</b>						
<b>FRUIT AND VEGETABLES</b>	<b>0,09</b>	<b>0,09</b>	<b>0,00</b>						
<b>PRODUCTS OF THE WINE-GROWING SECTOR / ALCOHOL</b>	<b>202,15</b>	<b>88,34</b>	<b>113,81</b>	<b>12,41</b>	<b>5,88</b>	<b>11,25</b>	<b>84,27</b>	<b>67,12</b>	<b>17,15</b>
<b>TOBACCO</b>	<b>0,00</b>	<b>0,00</b>	<b>0,00</b>						
<b>MILK PRODUCTS</b>	<b>34,24</b>	<b>34,24</b>	<b>0,00</b>	<b>0,00</b>	<b>0,00</b>	<b>0,00</b>	<b>0,00</b>	<b>0,00</b>	<b>0,00</b>
SKIMMED MILK	0,00	0,00	0,00				0,00		
BUTTER AND CREAM	13,00	13,01	0,00			0,00	0,00		
CHEESE	21,24	21,24	0,00				0,00		
<b>BEEF MEAT</b>	<b>0,00</b>	<b>0,00</b>	<b>0,00</b>	0,00	0,00	0,00	0,00		
<b>PIG MEAT</b>	<b>37,01</b>	<b>37,01</b>	<b>0,00</b>	0,00	0,00	0,00	0,00		
<b>FISHERY PRODUCTS</b>	<b>0,00</b>	<b>0,00</b>	<b>0,00</b>				0,00		
<b>TOTAL</b>	<b>147,90</b>	<b>161,56</b>	<b>-13,66</b>	<b>59,38</b>	<b>14,77</b>	<b>-181,48</b>	<b>93,67</b>	<b>67,12</b>	<b>26,55</b>

(1) The amounts are broken down as follows:

Results on sales  
DepreciationPublic alcohol11,26 mio-euro  
84,27 mio-euroMixed alcohol-0,01 mio-euro  
0,00 mio-euro



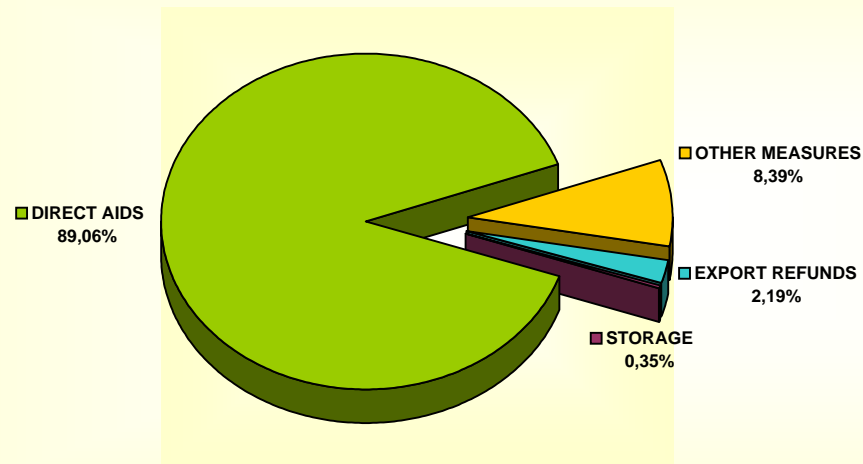


ANNEX 17

European Agricultural Guarantee Fund - BREAKDOWN of 2008 EXPENDITURE BY SECTOR

*In EUR million*

2008 EAGF EXPENDITURE	TOTAL	EXPORT REFUNDS		STORAGE		DIRECT AIDS		OTHER MEASURES	
	42.181,20	925,45	2,19%	147,90	0,35%	37.568,58	89,06%	3.539,27	8,39%



## ANNEX 18

## EAGF 2008 EXPENDITURE BY SECTOR according to the economic nature of the measures

In EUR million

MEASURE	TOTAL EXPENDITURE	%	EXPORT REFUNDS	%	STORAGE	%	DIRECT AIDS	%	OTHER MEASURES	%
		(1)		(2)		(2)		(2)		(2)
SPS - Single Payment Scheme	28.233,837	66,93%	-	-	-	-	28.233,837	75,15%	-	-
SAPS - Single Area Payment Scheme	2.974,387	7,05%	-	-	-	-	2.974,387	7,92%	-	-
SUGAR - Separate Sugar Payment	206,245	0,49%	-	-	-	-	206,245	0,55%	-	-
OTHER DIRECT AIDS	5.620,408	13,32%	-	-	-	-	5.620,408	14,96%	-	-
ADDITIONAL AMOUNTS OF AID	533,700	1,27%	-	-	-	-	533,700	1,42%	-	-
ANCILLARY DIRECT AID	0,000	0,00%	-	-	-	-	0,000	0,00%	-	-
CEREALS	-91,024	-0,22%	9,701	1,05%	-100,728	-68,10%	-	-	0,003	0,00%
SUGAR	475,556	1,13%	501,339	54,17%	-26,747	-18,08%	-	-	0,965	0,03%
OLIVE OIL	45,145	0,11%	0,000	0,00%	0,013	0,01%	-	-	45,133	1,28%
DRIED FODDER	136,073	0,32%	-	-	-	-	-	-	136,073	3,84%
FLAX AND HEMP	20,990	0,05%	-	-	1,873	1,27%	-	-	19,117	0,54%
COTTON	0,000	0,00%	-	-	-	-	-	-	-	-
FRUITS AND VEGETABLES	1.153,035	2,73%	18,595	2,01%	0,093	0,06%	-	-	1.134,347	32,05%
PRODUCTS OF THE WINE-GROWING SECTOR	1.170,002	2,77%	14,538	1,57%	202,149	136,68%	-	-	953,316	26,94%
TOBACCO	6,280	0,01%	-	-	-	-	-	-	6,280	0,18%
RICE	0,000	0,00%	-	-	-	-	-	-	-	-
MILK AND MILK PRODUCTS	147,994	0,35%	28,832	3,12%	33,891	22,91%	-	-	85,271	2,41%
BEEF AND VEAL	47,227	0,11%	33,147	3,58%	-0,002	0,00%	-	-	14,082	0,40%
SHEEPMEAT AND GOATMEAT	0,000	0,00%	-	-	-	-	-	-	-	-
PIGMEAT, EGGS, POULTRY and BEEKEEPING	258,874	0,61%	200,546	21,67%	37,007	25,02%	-	-	21,321	0,60%
FISH	51,752	0,12%	-	-	-	-	-	-	51,752	1,46%
NON-ANNEX I PRODUCTS	118,121	0,28%	118,121	12,76%	-	-	-	-	-	-
FOOD PROGRAMMES	345,047	0,82%	0,630	0,07%	-	-	-	-	344,417	9,73%
POSEI	232,679	0,55%	-	-	0,353	0,24%	-	-	232,327	6,56%
RURAL DEVELOPMENT (ex-EAGGF Guarantee Section)	-14,052	-0,03%	-	-	-	-	-	-	-14,052	-0,40%
POLICY STRATEGY AND COORDINATION	29,369	0,07%	-	-	-	-	-	-	29,369	0,83%
AUDIT OF AGRICULTURAL EXPENDITURE	-29,517	-0,07%	-	-	-	-	-	-	-29,517	-0,83%
SETTLEMENT OF DISPUTES	0,215	0,00%	-	-	-	-	-	-	0,215	0,01%
PROMOTION ACTIONS	53,185	0,13%	-	-	-	-	-	-	53,185	1,50%
VETERINARY MEASURES	407,751	0,97%	-	-	-	-	-	-	407,751	11,52%
OTHER MEASURES / OTHER PRODUCTS (3)	47,917	0,11%	-	-	-	-	-	-	47,917	1,35%
Sub-total FUND SOURCE C1 Expenditure (*)	40.934,190	-	902,998	-	147,901	-	36.771,702	-	3.111,589	-
Sub-total FUND SOURCE C4 Expenditure (**)	87,467	-	22,450	-	0,000	-	0,000	-	65,017	-
Sub-total FUND SOURCE C5 Expenditure (***)	1.159,540	-	0,000	-	0,000	-	796,875	-	362,665	-
<b>TOTAL 2008 EAGF EXPENDITURE</b>	<b>42.181,197</b>		<b>925,448</b>		<b>147,901</b>		<b>37.568,577</b>		<b>3.539,271</b>	
Sugar Restructuring Fund (**) (***) (****)	1.284,100	-	-	-	-	-	-	-	1.284,100	-
<b>TOTAL 2008 EXPENDITURE</b>	<b>43.465,297</b>		<b>925,448</b>		<b>147,901</b>		<b>37.568,577</b>		<b>4.823,371</b>	

(\*) EAGF 2008 EXPENDITURE funded by initial budget appropriations - Fund source C1.

(\*\*) EAGF 2008 EXPENDITURE funded by assigned revenue collected in 2008 - Fund source C4.

(\*\*\*) EAGF 2008 EXPENDITURE funded by assigned revenue carried over from 2007 - Fund source C5.

(\*\*\*\*) Payments made on the basis of the assigned revenue foreseen in article 11 of Regulation 320/2006 (Temporary restructuring amounts in the sugar sector)

(1) % Total EAGF expenditure

(2) % Total Sector expenditure

(3) Other Plant products/measures, Intervention for starch &amp; Support of administrative expenditure Agriculture Policy Area

## ANNEX 19

## QUANTITIES AND VALUE OF THE PRODUCTS IN THE PUBLIC INTERVENTION STORES OF THE INTERVENTION AGENCIES (\*)

PRODUCTS	Situation at 30.09.2006 (1)			Situation at 30.09.2007 (1)			Situation at 30.09.2008 (1)		
	Quantities (tonnes)	Accounting value (Mio €) (2)	% of the accounting value	Quantities (tonnes)	Accounting value (Mio €) (2)	% of the accounting value	Quantities (tonnes)	Accounting value (Mio €)	% of the accounting value
Bread making quality wheat	4.217.679	385,55	21,0%	152.066	13,55	2,8%	37	0,00	0,0%
Barley	2.060.572	178,38	9,7%	0	0,00	0,0%	-	-	0,0%
Rye	546.218	35,81	1,9%	35	0,00	0,0%	-	-	0,0%
Sorghum	2.941	0,26	0,0%	0	0,00	0,0%	-	-	0,0%
Maize	5.357.331	508,39	27,6%	1.218.219	118,19	24,5%	49.717	4,88	2,2%
Rice	61.589	6,66	0,4%	0	0,00	0,0%	-	-	-
<b>Total cereals/ rice</b>	<b>12.246.330</b>	<b>1.115,06</b>	<b>60,6%</b>	<b>1.370.320</b>	<b>131,74</b>	<b>27,3%</b>	<b>49.754</b>	<b>4,89</b>	<b>2,2%</b>
Skimmed milk powder		0,00	0,0%	0	0,00	0,0%	0	0,00	0,0%
Butter	117.831	203,40	11,1%	0	0,00	0,0%	0	0,00	0,0%
<b>Total milk products</b>	<b>117.831</b>	<b>203,40</b>	<b>11,1%</b>	<b>0</b>	<b>0,00</b>	<b>0,0%</b>	<b>0</b>	<b>0,00</b>	<b>0,0%</b>
White sugar	1.053.525	384,36	20,9%	595.666	216,77	44,9%	325.256	108,76	49,2%
Row sugar	59.126	14,60	0,8%	56.357	13,63	2,8%	10.902	2,64	1,2%
<b>Total sugar</b>	<b>1.112.651</b>	<b>398,95</b>	<b>21,7%</b>	<b>652.023</b>	<b>230,39</b>	<b>47,7%</b>	<b>336.158</b>	<b>111,40</b>	<b>50,4%</b>
Beef meat in quarters	0,0	0,00	0,0%	0	0,00	0,0%	0	0,00	0,0%
Boned beef meat (3)	0	0,00	0,0%	0	0,00	0,0%	0	0,00	0,0%
<b>Total beef meat (3)</b>	<b>0,0</b>	<b>0,00</b>	<b>0,0%</b>	<b>0,0</b>	<b>0,00</b>	<b>0,0%</b>	<b>0,0</b>	<b>0,00</b>	<b>0,0%</b>
Alcohol (hl)	3.529.002	122,26	6,6%	2.860.789	120,42	25,0%	2.499.173	104,74	47,4%
<b>TOTAL</b>		<b>1.839,68</b>	<b>100,0%</b>		<b>482,55</b>	<b>100,0%</b>		<b>221,02</b>	<b>100,0%</b>

(\*) The complementary depreciations at the end of the exercise are included

(1) Regulations (EC) Nos 883/2006, 884/2006 & 885/2006 provide that the 2nd category of expenditure to be declared under a budget year is calculated on the basis of the intervention operations in the period from 01/10/N to 30/09/N+1

(2) The value of the Euro was obtained by applying to the carry-over value fixed in national currency, the budgetary rates valid for conversion of expenditure for the month of September.

(3) Quantities expressed in carcass equivalent.

## ANNEX 20

## EVOLUTION OF EUROPEAN AGRICULTURAL GUARANTEE FUND EXPENDITURE BY ARTICLE / EAGF - 2007 &amp; 2008 FINANCIAL YEARS

In EUR million

Budgetary Line	MEASURE	2007	2008
05 01 04	Support expenditure of Policy Area Agriculture and Rural Development	6,44	7,8
	<b>ADMINISTRATIVE AGRICULTURAL EXPENDITURE</b>	<b>6,44</b>	<b>7,80</b>
05 02 01	Cereals	-133,32	-51,30
05 02 02	Rice	-0,70	-
05 02 03	Refunds on non-Annex 1 products	185,16	118,12
05 02 04	Food programmes	249,21	345,0
05 02 05	Sugar	455,46	475,56
05 02 06	Olive oil	64,40	45,1
05 02 07	Textile plants	20,05	20,99
05 02 08	Fruit and vegetables	1.249,85	1.153,04
05 02 09	Products of the wine-growing sector	1.453,07	1.170,00
05 02 10	Promotion	50,60	53,19
05 02 11	Other plant products/measures	363,46	375,42
05 02 12	Milk and milk products	638,19	147,99
05 02 13	Beef and veal	98,28	47,23
05 02 14	Sheepmeat and goatmeat	0,03	-
05 02 15	Pigmeat, eggs and poultry, bee-keeping and other animal products	173,83	258,87
05 02 99	Irregularities (Intervention on agricultural markets)	-	-
	<b>INTERVENTIONS IN AGRICULTURAL MARKETS (*) (**) (***)</b>	<b>4.867,56</b>	<b>4.159,30</b>
05 03 01	Decoupled direct aids	30.369,05	31.414,47
05 03 02	Other direct aids	6.260,80	5.620,41
05 03 03	Additional amounts of aid	434,04	533,70
05 03 04	Ancillary direct aids (outstanding balances, small producers, agrimonetary aids, etc.)	-18,06	-
05 03 99	Irregularities (Agricultural direct aids)	-	-
	<b>DIRECT AIDS (*) (**)</b>	<b>37.045,83</b>	<b>37.568,58</b>
05 04 01	Rural development financed by the EAGGF Guarantee Section — Completion of earlier programmes (2000 to 2006)	-30,03	-14,05
05 04 03	Other measures	-	0,00
05 04 04	Transitional instrument for the financing of rural development by the EAGGF Guarantee Section for the new Member States Completion of programmes (2004 to 2006)	-	-
	<b>RURAL DEVELOPMENT (by ex-EAGGF Guarantee Section)</b>	<b>-30,03</b>	<b>-14,05</b>
05 07 01	Control of agricultural expenditure	-90,54	-29,52
05 07 02	Settlement of disputes	0,01	0,2
	<b>AUDIT OF AGRICULTURAL EXPENDITURE</b>	<b>-90,54</b>	<b>-29,30</b>
05 08 01	Farm Accountancy Data Network (FADN)	12,91	12,7
05 08 02	Surveys on the structure of agricultural holdings	16,23	8,4
05 08 03	Restructuring of systems for agricultural surveys	1,34	1,9
05 08 06	Enhancing public awareness of the common agricultural policy	5,75	6,4
05 08 07	Completion of earlier measures in the field of information	-	-
05 08 08	External study on the impact of Directive 2000/36/EC of the European Parliament and of the Council	-	-
05 08 09	European Agricultural Guarantee Fund (EAGF) — Operational technical assistance	-	-
	<b>POLICY STRATEGY &amp; COORDINATION OF AGRICULTURE AND RURAL DEVELOPMENT POLICY AREA</b>	<b>36,24</b>	<b>29,37</b>
11 02 01	Intervention in fishery products	10,63	14,9
11 02 02	Irregularities (Fisheries markets)	-	-
11 02 03	Fisheries programme for the outermost regions	14,49	36,8
	<b>FISHERIES MARKETS</b>	<b>25,12</b>	<b>51,75</b>
17 01 04	Support expenditure for veterinary operations	0,87	2,0
	<b>ADMINISTRATIVE VETERINARY EXPENDITURE</b>	<b>0,87</b>	<b>1,95</b>
17 03 02	Community tobacco fund - Direct payments by the European Union	13,50	16,8
	<b>PUBLIC HEALTH</b>	<b>13,50</b>	<b>16,84</b>
17 04 01	Animal disease eradication and monitoring programmes and monitoring of the physical conditions of animals that could pose a public health risk linked to an external factor	203,98	184,5
17 04 02	Other measures in the veterinary, animal welfare and public health field	14,05	13,6
17 04 03	Emergency fund for veterinary complaints and other animal contaminations which are a risk to public health	9,46	164,0
17 04 04	Plant-health measures	1,46	5,9
17 04 05	Other measures	-	-
17 04 07	Feed and food safety and related activities	16,94	21,0
	<b>FOOD SAFETY, ANIMAL HEALTH, ANIMAL WELFARE AND PLANT HEALTH</b>	<b>245,89</b>	<b>388,96</b>
	<b>TOTAL EAGF EXPENDITURE</b>	<b>42.120,87</b>	<b>42.181,20</b>
	<b>Of which :</b>		
	EXPENDITURE funded by initial budget appropriations - Fund source C1	42.119,71	40.934,19
	EXPENDITURE funded by assigned revenue collected in 2008 - Fund source C4	1,16	87,47
	EXPENDITURE funded by assigned revenue carried over from 2007 - Fund source C5	-	1.159,54
05 02 16	Sugar Restructuring Fund (*) (**) (***)	551,44	1.284,10
	<b>TOTAL EXPENDITURE</b>	<b>42.672,31</b>	<b>43.465,30</b>

(\*) EAGF 2008 EXPENDITURE funded by initial budget appropriations - Fund source C1.

(\*\*) EAGF 2008 EXPENDITURE funded by assigned revenue collected in 2008 - Fund source C4.

(\*\*\*) EAGF 2008 EXPENDITURE funded by assigned revenue carried over from 2007 - Fund source C5.

(\*\*\*) EAGF 2008 EXPENDITURE funded by assigned revenue carried over from 2007 - Fund source C5.

(\*\*\*) Payments made on the basis of the assigned revenue foreseen in article 11 of Regulation 320/2006 (Temporary restructuring amounts in the sugar sector)



## EVOLUTION OF EAGF EXPENDITURE BY SECTOR AND TYPE OF ACTION - 2007 &amp; 2008 Financial years

In EUR million

SECTOR AND TYPE OF ACTION	2007	2008
<b><u>DIRECT AIDS</u></b>		
<b>DECOUPLED DIRECT AIDS</b>	<b>30.369,054</b>	<b>31.414,469</b>
SPS - Single Payment Scheme (2)	28.119,327	28.233,837
SAPS - Single Area Payment Scheme	2.082,983	2.974,387
SUGAR - Separate Sugar Payment	166,744	206,245
<b>OTHER DIRECT AIDS (1) (2)</b>	<b>6.260,802</b>	<b>5.620,408</b>
<b>ADDITIONAL AMOUNTS OF AID</b>	<b>434,037</b>	<b>533,700</b>
<b>ANCILLARY DIRECT AIDS</b>	<b>-18,063</b>	<b>-</b>
<b>Sub-total DIRECT AIDS</b>	<b>37.045,830</b>	<b>37.568,577</b>
<b><u>INTERVENTION IN AGRICULTURAL MARKETS (Including Fisheries)</u></b>		
<b>CEREALS</b>	<b>-133,319</b>	<b>-51,296</b>
- Export refunds	41,800	9,701
- Storage	-225,827	-100,728
- Market measures and other interventions	50,708	39,732
<b>SUGAR</b>	<b>455,464</b>	<b>475,556</b>
- Export refunds	509,342	501,339
- Storage	-87,052	-26,747
- Market measures and other interventions	33,174	0,965
<b>OLIVE OIL</b>	<b>64,398</b>	<b>45,145</b>
- Export refunds	0,188	-
- Storage	-	0,013
- Market measures and other interventions	64,211	45,133
<b>FLAX AND HEMP</b>	<b>19,887</b>	<b>20,990</b>
- Export refunds	-	-
- Storage	0,562	1,873
- Market measures and other interventions	19,326	19,117
<b>COTTON</b>	<b>0,161</b>	<b>-</b>
- Market measures and other interventions	0,161	-
<b>FRUITS AND VEGETABLES (1) (2)</b>	<b>1.249,851</b>	<b>1.153,035</b>
- Export refunds	21,744	18,595
- Storage	0,412	0,093
- Market measures and other interventions	1.227,695	1.134,347
<b>PRODUCTS OF THE WINE-GROWING SECTOR</b>	<b>1.453,068</b>	<b>1.170,002</b>
- Export refunds	14,029	14,538
- Storage	242,156	202,149
- Market measures and other interventions	1.196,884	953,316
<b>TOBACCO</b>	<b>7,599</b>	<b>6,280</b>
- Market measures and other interventions	7,599	6,280
<b>RICE</b>	<b>-0,702</b>	<b>-</b>
- Export refunds	0,052	-
- Storage	-0,754	-
- Market measures and other interventions	-	-
<b>OTHER PRODUCTS / OTHER MEASURES (3)</b>	<b>154,636</b>	<b>136,464</b>
- Export refunds	-	-
- Storage	-	-
- Market measures and other interventions	154,636	136,464
<b>MILK AND MILK PRODUCTS</b>	<b>638,190</b>	<b>147,994</b>
- Export refunds	513,378	28,832
- Storage	-36,203	33,891
- Market measures and other interventions	161,015	85,271

## ANNEX 21

## EVOLUTION OF EAGF EXPENDITURE BY SECTOR AND TYPE OF ACTION - 2007 &amp; 2008 Financial years

In EUR million

SECTOR AND TYPE OF ACTION	2007	2008
<b>BEEF AND VEAL</b>	<b>98,281</b>	<b>47,227</b>
- Export refunds	46,247	33,147
- Storage	-0,001	-0,002
- Market measures and other interventions	52,035	14,082
<b>SHEEPMEAT AND GOATMEAT</b>	<b>0,026</b>	<b>-</b>
- Export refunds	-	-
- Storage	-	-
- Market measures and other interventions	0,026	-
<b>PIGMEAT, EGGS AND POULTRY (1)</b>	<b>173,826</b>	<b>258,874</b>
- Export refunds	111,167	200,546
- Storage	-	37,007
- Market measures and other interventions	62,659	21,321
<b>FISH</b>	<b>25,119</b>	<b>51,752</b>
- Export refunds	-	-
- Storage	-	-
- Direct Payments reserved for EAGF - Others	25,119	51,752
<b>Sub-total INTERVENTION IN AGRICULTURAL MARKETS</b>	<b>4.206,485</b>	<b>3.462,025</b>
<b>OTHER MEASURES EXPENDITURE</b>		
<b>NON-ANNEX I PRODUCTS - Export refunds</b>	<b>185,160</b>	<b>118,121</b>
<b>FOOD PROGRAMES</b>	<b>249,209</b>	<b>345,047</b>
- Food aid (Export refunds)	1,564	0,630
- Programmes for deprived persons (Others)	247,646	344,417
<b>POSEI</b>	<b>201,226</b>	<b>232,679</b>
- Storage	-	0,353
- Other measures and interventions	201,226	232,327
<b>RURAL DEVELOPMENT (financed by ex-EAGGF Guarantee Section)</b>	<b>-30,033</b>	<b>-14,052</b>
<b>POLICY STRATEGY AND COORDINATION OF AGRICULTURE &amp; RD P.A.</b>	<b>36,239</b>	<b>29,369</b>
<b>AUDIT OF AGRICULTURAL EXPENDITURE - (ex-subheading 1a)</b>	<b>-93,771</b>	<b>-29,517</b>
<b>AUDIT OF AGRICULTURAL EXPENDITURE - (ex-subheading 1b)</b>	<b>3,228</b>	<b>-</b>
<b>SETTLEMENT OF DISPUTES</b>	<b>0,008</b>	<b>0,215</b>
<b>PROMOTION AND INFORMATION ACTIONS (1)</b>	<b>50,597</b>	<b>53,185</b>
Payments by Member States	47,873	49,431
Direct Payments by the European Community	2,724	3,754
<b>VETERINARY MEASURES</b>	<b>260,259</b>	<b>407,751</b>
<b>OTHER MEASURES (4)</b>	<b>6,436</b>	<b>7,798</b>
<b>Sub-total OTHER MEASURES EXPENDITURE</b>	<b>868,557</b>	<b>1.150,595</b>
<b>TOTAL EAGF 2007 EXPENDITURE</b>	<b>42.120,871</b>	<b>42.181,197</b>
<b>SUGAR RESTRUCTURING FUND (5)</b>	<b>551,436</b>	<b>1.284,100</b>
<b>TOTAL 2007 EXPENDITURE</b>	<b>42.672,307</b>	<b>43.465,297</b>

(1) 2007 &amp; 2008 Financial years: Includes amounts paid from assigned revenue to EAGF. Fund source C4

(2) 2008 Financial year: Includes amounts paid from assigned revenue to EAGF. Fund source C5

(3) 'Dried Fooder' and 'Other measures Plant products'

(4) Support of administrative expenditure Agriculture and Rural Development Policy Area

(5) Payments made on the basis of the assigned revenue foreseen in article 11 of Regulation 320/2006. Temporary restructuring amounts in the sugar sector

## ANNEX 22

EVOLUTION OF EAGF EXPENDITURE BY SECTOR - Summary table  
2007 and 2008 Financial years

In EUR million

SECTOR	2007	2008
DECOUPLED DIRECT AIDS (2)	30.369,054	31.414,469
OTHER DIRECT AIDS (1) (2)	6.260,802	5.620,408
ADDITIONAL AMOUNTS OF AID	434,037	533,700
ANCILLARY DIRECT AIDS	-18,063	-
CEREALS	-133,319	-51,296
SUGAR	455,464	475,556
OLIVE OIL	64,398	45,145
FLAX AND HEMP	19,887	20,990
COTTON	0,161	-
FRUITS AND VEGETABLES (1) (2)	1.249,851	1.153,035
PRODUCTS OF THE WINE-GROWING SECTOR	1.453,068	1.170,002
TOBACCO	7,599	6,280
RICE	-0,702	-
OTHER PRODUCTS / OTHER MEASURES (3)	154,636	136,464
MILK AND MILK PRODUCTS	638,190	147,994
BEEF AND VEAL	98,281	47,227
SHEEPMEAT AND GOATMEAT	0,026	-
PIGMEAT, EGGS AND POULTRY (1)	173,826	258,874
FISH	25,119	51,752
NON-ANNEX I PRODUCTS	185,160	118,121
FOOD PROGRAMMES	249,209	345,047
POSEI	201,226	232,679
RURAL DEVELOPMENT (financed by ex-EAGGF Guarantee Section)	-30,033	-14,052
POLICY STRATEGY AND COORDINATION OF AGRICULTURE & RD P.A.	36,239	29,369
AUDIT OF AGRICULTURAL EXPENDITURE - ( ex-subheading 1a)	-93,771	-29,517
AUDIT OF AGRICULTURAL EXPENDITURE - (ex-subheading 1b)	3,228	-
SETTLEMENT OF DISPUTES	0,008	0,215
PROMOTION AND INFORMATION ACTIONS (1)	50,597	53,185
VETERINARY MEASURES	260,259	407,751
OTHER MEASURES (4)	6,436	7,798
<b>TOTAL EAGF 2007 EXPENDITURE</b>	<b>42.120,871</b>	<b>42.181,197</b>
SUGAR RESTRUCTURING FUND (5)	551,436	1.284,100
<b>TOTAL 2007 EXPENDITURE</b>	<b>42.672,307</b>	<b>43.465,297</b>

(1) 2007 &amp; 2008 Financial years: Includes amounts paid from assigned revenue to EAGF. Fund source C4

(2) 2008 Financial year: Includes amounts paid from assigned revenue to EAGF. Fund source C5

(3) 'Dried Fooder' and 'Other measures Plant products'

(4) Support of administrative expenditure Agriculture and Rural Development Policy Area

(5) Payments made on the basis of the assigned revenue foreseen in article 11 of Regulation 320/2006. Temporary restructuring amounts in the sugar sector

## ANNEX 23

EVOLUTION OF EUROPEAN AGRICULTURAL GUARANTEE FUND EXPENDITURE BY SECTOR (2002 to 2008 Financial years)<sup>(\*)</sup>

In EUR million and in %

SECTOR	2002		2003		2004		2005		2006		2007		2008	
	MIO Euro	%	MIO Euro	%	MIO Euro	%	MIO Euro	%	MIO Euro	%	MIO Euro	%	MIO Euro	%
SPS - Single Payment Scheme	-	-	-	-	-	-	-	-	14.542,0	29,2%	28.119,3	66,8%	28.233,8	66,9%
SAPS - Single Area Payment Scheme	-	-	-	-	-	-	1.449,2	3,0%	1.721,3	3,5%	2.083,0	4,9%	2.974,4	7,1%
SUGAR - Separate Sugar Payment	-	-	-	-	-	-	-	-	-	-	166,7	0,4%	206,2	0,5%
Other Direct aids	-	-	-	-	-	-	-	-	-	-	6.260,8	14,9%	5.620,4	13,3%
Additional amounts of aids	-	-	-	-	-	-	-	-	-	-	434,0	1,0%	533,7	1,3%
Ancillary Direct aids (**)	-	-	-	-	-	-	-	-	-	-	-18,1	0,0%	-	-
<b>DIRECT AIDS</b>	<b>-</b>	<b>-</b>	<b>-</b>	<b>-</b>	<b>-</b>	<b>-</b>	<b>1.449,2</b>	<b>3,0%</b>	<b>16.263,3</b>	<b>32,6%</b>	<b>37.045,8</b>	<b>88,0%</b>	<b>37.568,6</b>	<b>89,1%</b>
CEREALS	18.590,1	43,0%	16.809,4	37,8%	17.296,6	38,6%	17.769,8	36,3%	8.737,1	17,5%	-133,3	-0,3%	-51,3	-0,1%
SUGAR	1.395,9	3,2%	1.277,4	2,9%	1.283,5	2,9%	1.651,8	3,4%	1.520,7	3,0%	455,5	1,1%	475,6	1,1%
OLIVE OIL	2.329,3	5,4%	2.346,4	5,3%	2.372,4	5,3%	2.311,3	4,7%	2.341,5	4,7%	64,4	0,2%	45,1	0,1%
DRIED FODDER & GRAIN LEGUMES	388,3	0,9%	388,6	0,9%	383,5	0,9%	294,3	0,6%	297,7	0,6%	154,1	0,4%	136,1	0,3%
TEXTILE PLANTS AND SILKWORMS (1)	816,4	1,9%	889,6	2,0%	851,0	1,9%	972,5	2,0%	935,6	1,9%	20,0	0,0%	21,0	0,0%
FRUITS AND VEGETABLES	1.551,4	3,6%	1.532,2	3,4%	1.572,9	3,5%	1.742,7	3,6%	1.656,4	3,3%	1.249,9	3,0%	1.153,0	2,7%
PRODUCTS OF THE WINE-GROWING SECTOR	1.348,7	3,1%	1.213,0	2,7%	1.092,0	2,4%	1.267,2	2,6%	1.487,1	3,0%	1.453,1	3,4%	1.170,0	2,8%
TOBACCO	963,2	2,2%	960,2	2,2%	929,3	2,1%	922,7	1,9%	828,5	1,7%	7,6	0,0%	6,3	0,0%
OTHER PLANT PRODUCTS (2)	303,0	0,7%	331,6	0,7%	299,9	0,7%	488,2	1,0%	307,8	0,6%	-0,7	0,0%	-	-
<b>PLANT PRODUCTS</b>	<b>27.686,2</b>	<b>64,1%</b>	<b>25.748,4</b>	<b>57,9%</b>	<b>26.080,9</b>	<b>58,3%</b>	<b>27.420,5</b>	<b>56,0%</b>	<b>18.112,5</b>	<b>36,3%</b>	<b>3.270,5</b>	<b>7,8%</b>	<b>2.955,8</b>	<b>7,0%</b>
MILK AND MILK PRODUCTS	2.360,0	5,5%	2.796,2	6,3%	1.993,4	4,5%	2.547,5	5,2%	2.463,4	4,9%	638,2	1,5%	148,0	0,4%
BEEF AND VEAL	7.071,9	16,4%	8.090,9	18,2%	7.776,0	17,4%	8.176,0	16,7%	3.550,7	7,1%	98,3	0,2%	47,2	0,1%
SHEEPMATE AND GOATMEAT	552,4	1,3%	2.082,1	4,7%	1.469,5	3,3%	1.837,3	3,8%	950,4	1,9%	0,0	0,0%	-	-
PIGMEAT, EGGS AND POULTRY	107,2	0,2%	171,4	0,4%	173,2	0,4%	131,5	0,3%	101,1	0,2%	173,8	0,4%	258,9	0,6%
OTHERS	12,0	0,0%	0,0	0,0%	0,0	0,0%	-20,8	0,0%	0,0	0,0%	0,0	0,0%	0,0	0,0%
FISH	15,3	0,0%	12,6	0,0%	23,9	0,1%	28,5	0,1%	25,8	0,1%	25,1	0,1%	51,8	0,1%
<b>ANIMAL PRODUCTS</b>	<b>10.118,8</b>	<b>23,4%</b>	<b>13.153,1</b>	<b>29,6%</b>	<b>11.436,0</b>	<b>25,5%</b>	<b>12.700,0</b>	<b>26,0%</b>	<b>7.091,4</b>	<b>14,2%</b>	<b>935,4</b>	<b>2,2%</b>	<b>505,8</b>	<b>1,2%</b>
NON-ANNEX I PRODUCTS	409,7	0,9%	430,7	1,0%	372,3	0,8%	335,4	0,7%	274,1	0,5%	185,2	0,4%	118,1	0,3%
FOOD PROGRAMMES	242,7	0,6%	252,9	0,6%	281,6	0,6%	292,1	0,6%	228,8	0,5%	249,2	0,6%	345,0	0,8%
POSEI	210,0	0,5%	234,0	0,5%	216,7	0,5%	185,4	0,4%	219,2	0,4%	201,2	0,5%	232,7	0,6%
VETERINARY MEASURES	222,5	0,5%	316,9	0,7%	360,3	0,8%	240,9	0,5%	268,6	0,5%	260,3	0,6%	407,8	1,0%
CONTROL AND PREVENTION MEASURES (3)	31,0	0,1%	26,9	0,1%	26,7	0,1%	14,2	0,0%	9,0	0,0%	5,9	0,0%	6,5	0,0%
AUDIT OF AGRICULTURAL EXPENDITURE (1a)	-235,0	-0,5%	-410,0	-0,9%	-508,1	-1,1%	-577,6	-1,2%	-261,0	-0,5%	-99,7	-0,2%	-36,0	-0,1%
SETTLEMENT OF DISPUTES	0,0	0,0%	0,0	0,0%	0,1	0,0%	0,0	0,0%	6,1	0,0%	0,0	0,0%	0,2	0,0%
PROMOTION AND INFORMATION ACTIONS	20,3	0,0%	31,3	0,1%	32,9	0,1%	37,0	0,1%	38,9	0,1%	50,6	0,1%	53,2	0,1%
POLICY STRATEGY AND COORDINATION (4)	-	-	-	-	-	-	-	-	6,4	0,0%	36,2	0,1%	29,4	0,1%
OTHER MEASURES (5)	158,6	0,4%	-2,6	0,0%	-0,9	0,0%	3,9	0,0%	-82,1	-0,2%	6,9	0,0%	8,2	0,0%
<b>OTHERS</b>	<b>1.059,8</b>	<b>2,5%</b>	<b>880,1</b>	<b>2,0%</b>	<b>781,6</b>	<b>1,7%</b>	<b>531,2</b>	<b>1,1%</b>	<b>708,1</b>	<b>1,4%</b>	<b>895,9</b>	<b>2,1%</b>	<b>1.165,0</b>	<b>2,8%</b>
RURAL DEVELOPMENT (6)	4.418,9	10,2%	4.706,0	10,6%	6.481,9	14,5%	6.845,8	14,0%	7.719,3	15,5%	-30,0	-0,1%	-14,1	0,0%
AUDIT OF AGRICULTURAL EXPENDITURE 1b (6)	-69,5	-0,2%	-26,4	-0,1%	-19,9	0,0%	-18,4	0,0%	-29,4	-0,1%	3,2	0,0%	-	-
<b>RURAL DEVELOPMENT (6)</b>	<b>4.349,4</b>	<b>10,1%</b>	<b>4.679,6</b>	<b>10,5%</b>	<b>6.462,0</b>	<b>14,4%</b>	<b>6.827,4</b>	<b>14,0%</b>	<b>7.689,9</b>	<b>15,4%</b>	<b>-26,8</b>	<b>-0,1%</b>	<b>-14,1</b>	<b>0,0%</b>
<b>TOTAL EXPENDITURE</b>	<b>43.214,3</b>	<b>100%</b>	<b>44.461,2</b>	<b>100%</b>	<b>44.760,5</b>	<b>100%</b>	<b>48.928,2</b>	<b>100%</b>	<b>49.865,2</b>	<b>100%</b>	<b>42.120,9</b>	<b>100%</b>	<b>42.181,2</b>	<b>100%</b>

(\*) Financial years 2002 to 2006 : Total expenditure of ex-European Agricultural Guidance and Guarantee Fund, Guarantee Section - EAGGF /// Financial years 2007 &amp; 2008 : Total expenditure of EAGF

(\*\*) Reliquats, small producers, agrimonetary aids, etc

(1) Financial year 2006 : Flax &amp; Hemp, Cotton, Silkworms /// Financial years 2007 &amp; 2008 : Flax &amp; Hemp, Cotton

(2) Financial year 2006 : Rice, Seeds, Hop /// Financial years 2007 &amp; 2008 : Rice

(3) Financial years 2006, 2007 &amp; 2008, amounts of 'Monitoring and preventive measures' of chapter 0507 (Audit of Agricultural Expenditure)

(4) Financial years 2004 &amp; 2005, expenditure included in sector 'Promotion and Information actions'

(5) Financial year 2006, recoveries included /// Financial years 2007 &amp; 2008 : Other measures and Support Administrative expenditure Agriculture and Rural Development Policy area

(6) Financial years 2002 to 2006 : Rural Development expenditure of ex-European Agricultural Guidance and Guarantee Fund, Guarantee Section - EAGGF /// Financial years 2007 &amp; 2008 : Execution of Rural Development commitments (of ex EAGGF-Guarantee Section) previous financial years. (Since the Financial year 2007, Rural Development is entirely financed by the European Agricultural Fund for Rural Development - EAFRD)



## ANNEX 25

EAGF - EVOLUTION OF EXPENDITURE FOR DIRECT AIDS BY MEASURE  
2007 & 2008 Financial years

In EUR million

BUDGETARY LINE	MEASURE	2007	2008
05 03 01 01	SPS (single payment scheme)	28.119,327	28.233,837
05 03 01 02	SAPS (single area payment scheme)	2.082,983	2.974,387
05 03 01 03	Separate sugar payment	166,744	206,245
<b>05 03 01</b>	<b>Decoupled direct aids</b>	<b>30.369,054</b>	<b>31.414,469</b>
05 03 02 01	Crop area payments	1.488,598	1.432,236
05 03 02 03	Supplementary aid for durum wheat: non-traditional production zones	0,001	-
05 03 02 04	Supplementary aid for durum wheat: traditional production zones	55,825	46,105
05 03 02 05	Production aid for seeds	22,036	20,044
05 03 02 06	Suckler-cow premium	1.179,084	1.153,842
05 03 02 07	Additional suckler-cow premium	55,971	51,777
05 03 02 08	Beef special premium	99,107	90,500
05 03 02 09	Beef slaughter premium — Calves	126,518	121,005
05 03 02 10	Beef slaughter premium — Adults	235,939	224,140
05 03 02 11	Beef extensification premium	12,152	-
05 03 02 12	Additional payments to beef producers	4,330	-
05 03 02 13	Sheep and goat premium	251,685	239,900
05 03 02 14	Sheep and goat supplementary premium	78,173	74,151
05 03 02 15	Additional payments in the sheep and goat sector	0,135	-
05 03 02 16	Dairy premium	438,208	0,189
05 03 02 17	Additional payments for milk producers	198,875	0,055
05 03 02 18	Payments to starch potato producers	88,664	103,507
05 03 02 19	Area aid for rice	173,033	168,102
05 03 02 21	Aid for olive groves	119,276	99,410
05 03 02 22	Tobacco premium	335,542	301,423
05 03 02 23	Hops area aid	2,659	2,467
05 03 02 24	Specific quality premium for durum wheat	82,280	79,191
05 03 02 25	Protein crop premium	58,200	42,559
05 03 02 26	Area payments for nuts	89,539	86,494
05 03 02 27	Aid for energy crops	53,930	72,111
05 03 02 28	Aid for silkworms	0,608	0,548
05 03 02 29	Area aid for dried grapes	113,242	111,928
05 03 02 30	Compensatory aid for bananas	121,572	-
05 03 02 36	Payments for specific types of farming and quality production	419,580	422,876
05 03 02 38	Transitional aid for sugar beet growers	2,163	-
05 03 02 39	Additional amount for sugar beet and cane producers	17,168	25,157
05 03 02 40	Area aid for cotton	254,464	247,548
05 03 02 50	POSEI — Community support programmes	63,766	372,256
05 03 02 51	POSEI — Earlier regimes	3,792	21,191
05 03 02 52	POSEI — Aegean Islands	13,528	16,792
05 03 02 99	Other	1,159	-7,096
<b>05 03 02</b>	<b>Other direct aids</b>	<b>6.260,802</b>	<b>5.620,408</b>
05 03 03 00	Additional amounts of aid	434,037	533,700
<b>05 03 03</b>	<b>Additional amounts of aid</b>	<b>434,037</b>	<b>533,700</b>
05 03 04 00	Ancillary direct aids (outstanding balances, small producers, agrimonetary aids, ..)	-18,063	-
<b>05 03 04</b>	<b>Ancillary direct aids (outstanding balances, small producers, agrimonetary aids, etc.)</b>	<b>-18,063</b>	<b>-</b>
	Sub-total FUND SOURCE C1 Expenditure (*)	37.044,668	36.771,702
	Sub-total FUND SOURCE C4 Expenditure (**)	1,162	-
	Sub-total FUND SOURCE C5 Expenditure (***)	-	796,875
<b>TOTAL DIRECT AIDS EXPENDITURE</b>		<b>37.045,830</b>	<b>37.568,577</b>

(\*) EAGF 2008 EXPENDITURE funded by initial budget appropriations - Fund source C1.

(\*\*) EAGF 2008 EXPENDITURE funded by assigned revenue collected in 2008 - Fund source C4.

(\*\*\*) EAGF 2008 EXPENDITURE funded by assigned revenue carried over from 2007 - Fund source C5.

**ANNEX 26**

**EVOLUTION OF EAGF DIRECT AIDS EXPENDITURE BY SECTOR**

2007 & 2008 Financial years

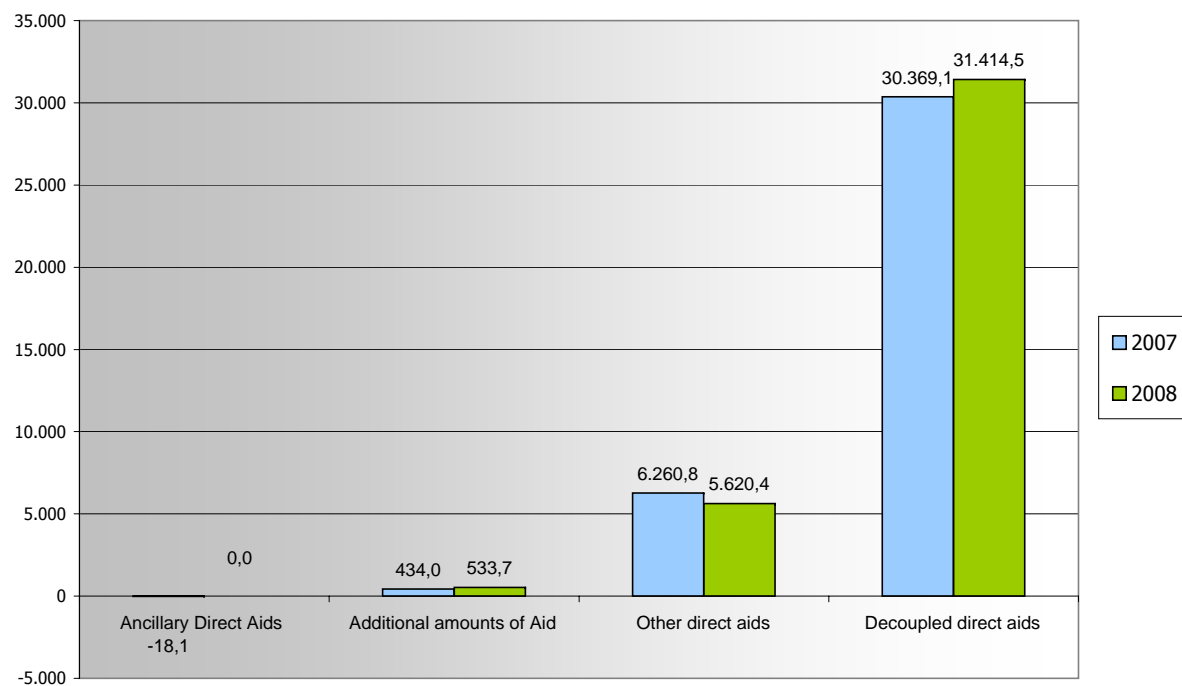
SECTOR	2007	2008
	30.803,09	31.948,17
<b>SPS (single payment scheme)</b>	<b>28.119,33</b>	<b>28.233,84</b>
<b>SAPS (single area payment scheme)</b>	<b>2.082,98</b>	<b>2.974,39</b>
<b>Separate sugar payment</b>	<b>166,74</b>	<b>206,25</b>
<b>Additional amounts of aid</b>	<b>434,04</b>	<b>533,70</b>
	6.242,74	5.620,41
<b>CEREALS</b>	<b>1.922,67</b>	<b>1.854,63</b>
<b>SUGAR</b>	<b>41,87</b>	<b>51,76</b>
<b>OLIVE OIL</b>	<b>144,97</b>	<b>126,28</b>
<b>FRUITS AND VEGETABLES</b>	<b>413,02</b>	<b>301,93</b>
<b>RICE</b>	<b>173,18</b>	<b>168,24</b>
<b>SEEDS</b>	<b>22,04</b>	<b>20,04</b>
<b>HOPS</b>	<b>2,66</b>	<b>2,47</b>
<b>SILKWORMS</b>	<b>0,61</b>	<b>0,55</b>
<b>COTTON</b>	<b>266,99</b>	<b>260,65</b>
<b>TOBACCO</b>	<b>344,94</b>	<b>310,45</b>
<b>MILK AND MILK PRODUCTS</b>	<b>655,66</b>	<b>18,78</b>
<b>BEEF AND VEAL</b>	<b>1.836,59</b>	<b>1.766,54</b>
<b>SHEEPMET AND GOATMEAT</b>	<b>350,52</b>	<b>333,63</b>
<b>PIGMEAT, EGGS AND POULTRY</b>	<b>-</b>	<b>-</b>
<b>POSEI</b>	<b>81,09</b>	<b>410,24</b>
<b>OTHER PRODUCTS</b>	<b>-14,05</b>	<b>-5,78</b>
<b>TOTAL DIRECT AIDS</b>	<b>37.045,83</b>	<b>37.568,58</b>

## ANNEX 27

## EVOLUTION OF EAGF DIRECT AIDS EXPENDITURE BY ARTICLE

2007 and 2008 Financial years

		<i>in EUR million</i>	
BUDGETARY LINE	MEASURE	2007	2008
05 03 01	Decoupled direct aids	30.369,05	31.414,47
05 03 02	Other direct aids	6.260,80	5.620,41
05 03 03	Additional amounts of aid	434,04	533,70
05 03 04	Ancillary direct aids (outstanding balances, small producers, agrimonetary aids)	-18,06	-
<b>TOTAL DIRECT AIDS EXPENDITURE</b>		<b>37.045,83</b>	<b>37.568,58</b>





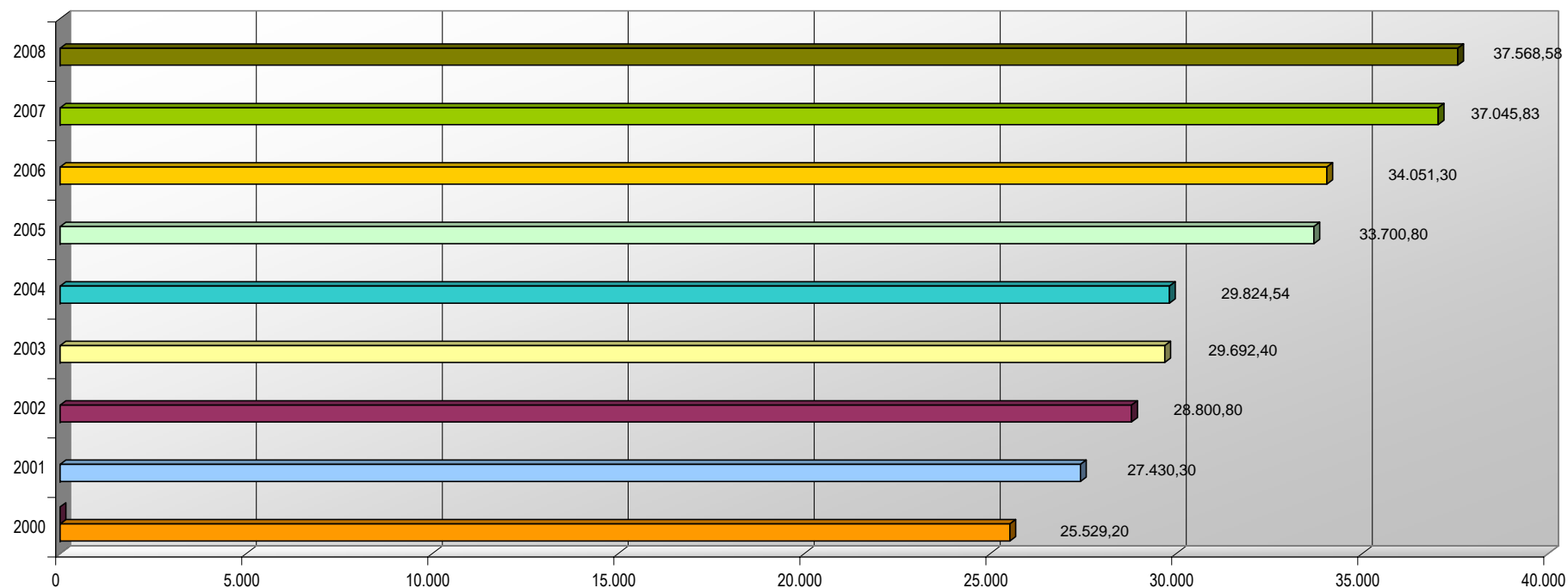
ANNEX 28

EAGF - EVOLUTION OF TOTAL EXPENDITURE FOR DIRECT AIDS - 2000 TO 2008 FINANCIAL YEARS

In EUR million

	2000	2001	2002	2003	2004	2005	2006	2007	2008
<b>Total DIRECT AIDS EXPENDITURE</b>	<b>25.529,20</b>	<b>27.430,30</b>	<b>28.800,80</b>	<b>29.692,40</b>	<b>29.824,54</b>	<b>33.700,80</b>	<b>34.051,30</b>	<b>37.045,83</b>	<b>37.568,58</b>
<b>Of which,</b>									
(*) EAGF 2008 EXPENDITURE funded by initial budget appropriations - Fund source C1.			28.800,800	29.692,400	29.824,541	33.700,800	34.051,300	37.044,668	36.771,702
(**) EAGF 2008 EXPENDITURE funded by assigned revenue collected in 2008 - Fund source C4.			-	-	-	-	-	1,162	-
(***) EAGF 2008 EXPENDITURE funded by assigned revenue carried over from 2007 - Fund source C5.			-	-	-	-	-	-	796,875

EAGF - EVOLUTION OF DIRECT AIDS EXPENDITURE - 2000 to 2008 Financial years

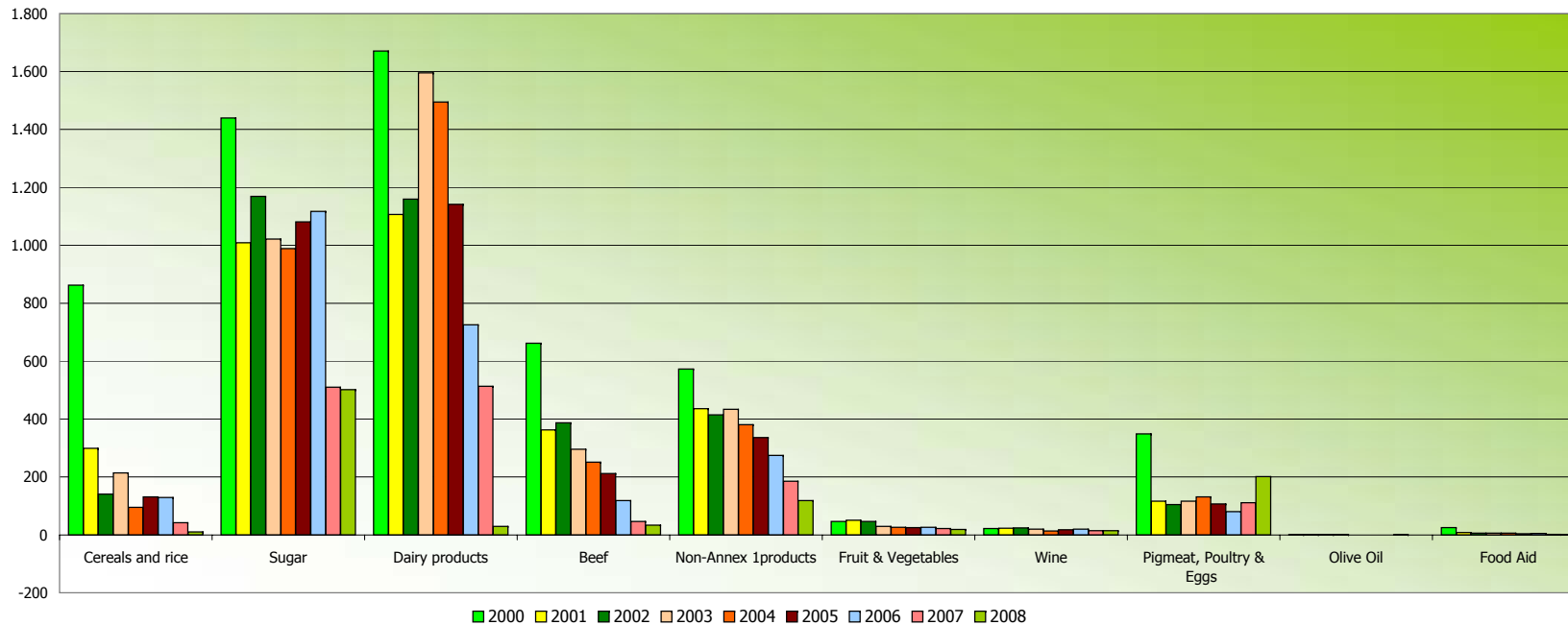


ANNEX 29

EVOLUTION OF EAGF EXPORT REFUNDS EXPENDITURE by SECTOR - 2000 to 2008 Financial years

In EUR million

Sector	2000		2001		2002		2003		2004		2005		2006		2007		2008	
Cereals and rice	862,0	15,3%	298,5	8,8%	140,4	4,1%	213,6	5,7%	94,9	2,8%	131,0	4,3%	128,7	5,2%	41,9	2,9%	9,7	1,0%
Sugar	1.438,8	25,5%	1.008,2	29,6%	1.168,2	33,9%	1.021,3	27,4%	988,3	29,2%	1.080,6	35,4%	1.116,9	44,8%	509,3	35,3%	501,3	54,2%
Dairy products	1.671,0	29,6%	1.106,5	32,5%	1.159,6	33,6%	1.595,4	42,8%	1.494,9	44,2%	1.140,8	37,4%	724,9	29,1%	513,4	35,5%	28,8	3,1%
Beef	661,3	11,7%	362,6	10,6%	386,7	11,2%	295,5	7,9%	250,8	7,4%	212,0	6,9%	118,4	4,7%	46,2	3,2%	33,1	3,6%
Non-Annex 1 products	572,2	10,1%	435,6	12,8%	413,8	12,0%	433,3	11,6%	380,3	11,2%	335,4	11,0%	274,1	11,0%	185,2	12,8%	118,1	12,8%
Fruit & Vegetables	46,1	0,8%	50,8	1,5%	46,4	1,3%	29,3	0,8%	25,8	0,8%	25,3	0,8%	26,4	1,1%	21,7	1,5%	18,6	2,0%
Wine	21,5	0,4%	22,5	0,7%	23,8	0,7%	19,6	0,5%	13,1	0,4%	17,3	0,6%	19,2	0,8%	14,0	1,0%	14,5	1,6%
Pigmeat, Poultry & Eggs	348,2	6,2%	115,7	3,4%	104,4	3,0%	116,0	3,1%	130,6	3,9%	106,2	3,5%	80,6	3,2%	111,2	7,7%	200,5	21,7%
Olive Oil	0,2	0,0%	0,2	0,0%	0,1	0,0%	0,1	0,0%	0,0	0,0%	-0,1	0,0%	0,0	0,0%	0,2	0,0%	0,0	0,0%
Food Aid	24,9	0,4%	8,5	0,2%	5,6	0,2%	5,7	0,2%	5,6	0,2%	3,4	0,1%	4,4	0,2%	1,6	0,1%	0,6	0,1%
<b>Total Export Refunds Expenditure</b>	<b>5.646,2</b>		<b>3.409,1</b>		<b>3.449,0</b>		<b>3.729,8</b>		<b>3.384,2</b>		<b>3.051,9</b>		<b>2.493,6</b>		<b>1.444,7</b>		<b>925,4</b>	



## ANNEX 30

## EVOLUTION OF EAGF EXPORT REFUNDS EXPENDITURE BY MEMBER STATE - 2004 to 2008 Financial years (1)

in EUR million

Member State	EU 25			EU 27	
	2004	2005	2006	2007	2008
<b>Belgium</b>	485,329	388,031	348,527	155,604	122,631
<b>Bulgaria</b>	0	0	0	0	0,767
<b>Czech Republic</b>	3,019	26,868	17,970	12,82	1,666
<b>Denmark</b>	257,714	204,418	133,123	100,294	70,399
<b>Germany</b>	470,098	433,184	233,389	154,106	96,249
<b>Estonia</b>	0,543	3,696	3,690	3,882	0,173
<b>Ireland</b>	223,563	178,090	111,151	64,152	16,568
<b>Greece</b>	18,218	8,637	74,694	30,370	3,065
<b>Spain</b>	125,508	107,567	68,792	38,636	31,688
<b>France</b>	567,149	524,848	403,945	281,850	220,792
<b>Italy</b>	174,966	88,766	89,240	60,380	46,811
<b>Cyprus</b>	0	0,482	1,598	1,054	0,247
<b>Latvia</b>	0,035	0,807	1,539	3,210	0,657
<b>Lithuania</b>	0,052	38,292	59,612	33,107	11,396
<b>Luxembourg</b>	0,018	0,020	0,005	0,009	0,001
<b>Hungary</b>	0,224	29,682	31,244	12,240	17,509
<b>Malta</b>	0	0	0	0,204	0,026
<b>Netherlands</b>	518,667	429,487	308,085	197,847	91,482
<b>Austria</b>	41,636	43,917	37,907	18,868	22,609
<b>Poland</b>	10,761	99,310	140,630	89,197	118,861
<b>Portugal</b>	26,517	14,990	21,238	11,993	12,531
<b>Romania</b>	0	0	0	0	0,023
<b>Slovenia</b>	0,071	4,786	4,458	3,251	0,806
<b>Slovakia</b>	0	6,261	14,535	4,672	1,448
<b>Finland</b>	83,545	66,249	45,373	32,761	7,619
<b>Sweden</b>	51,168	73,263	64,290	27,161	11,338
<b>United Kingdom</b>	325,391	280,267	278,597	107,007	18,086
<b>TOTAL Export Refunds Expenditure</b>	<b>3.384,192</b>	<b>3.051,919</b>	<b>2.493,629</b>	<b>1.444,670</b>	<b>925,448</b>

(1) 2004 - 2005 - 2006 : European Agricultural Guidance and Guarantee Fund-EAGGF - Guarantee Section /// 2007 - 2008 : European Agricultural Guarantee Fund-EAGF

ANNEX 31

SUMMARY of evolution of STORAGE expenditure 2001 - 2008 (\*)

in EUR million

HEADING	2001		2002		2003		2004		2005		2006		2007		2008	
	STORAGE	%	STORAGE	%	STORAGE	%	STORAGE	%	STORAGE	%	STORAGE	%	STORAGE	%	STORAGE	%
CEREALS	184,88	16,47%	219,19	18,85%	267,48	28,82%	44,72	13,87%	441,63	51,87%	337,91	44,65%	-225,83	211,63%	-100,73	-68,11%
RICE	30,41	2,71%	37,75	3,25%	76,05	8,19%	47,65	14,78%	2,35	0,28%	-3,25	-0,43%	-0,75	0,70%	0,00	0,00%
SUGAR	281,35	25,07%	16,57	1,42%	0,02	0,00%	-0,05	-0,02%	232,37	27,29%	134,46	17,77%	-87,05	81,58%	-26,75	-18,09%
OLIVE OIL	-1,31	-0,12%	7,89	0,68%	-	-	0,14	0,04%	-	-	-	-	-	-	0,01	0,01%
FIBRE FLAX AND HEMP	-	-	-	-	-	-	-	-	0,33	0,04%	-1,43	-0,19%	0,56	-0,52%	1,87	1,26%
FRUIT AND VEGETABLES	0,03	0,00%	0,50	0,04%	1,57	0,17%	0,12	0,04%	0,40	0,05%	0,38	0,05%	0,41	-0,38%	0,09	0,06%
PRODUCTS OF WINE-GROWING SECTOR / ALCOHOL	278,86	24,84%	320,09	27,52%	273,50	29,47%	203,19	63,03%	254,75	29,92%	288,40	38,10%	242,15	-226,92%	202,15	136,68%
TOBACCO	-	-	-	-	-	-	-	-	-	-	-	-	-	-	-	-
MILK PRODUCTS	17,45	1,55%	454,22	39,05%	271,20	29,22%	4,98	1,54%	-84,39	-9,91%	0,11	0,01%	-36,20	33,92%	34,24	23,15%
BEEF MEAT	325,80	29,03%	104,06	8,95%	2,95	0,32%	-8,43	-2,61%	-0,13	-0,02%	-	-	-	-	-	-
SHEEP AND GOAT MEAT	0,04	0,00%	0,16	0,01%	-	-	-	-	-	-	-	-	-	-	-	-
PORK MEAT	4,92	0,44%	2,67	0,23%	35,29	3,80%	30,02	9,31%	4,15	0,49%	-	-	-	-	37,01	25,02%
FISHERY PRODUCTS	-0,01	0,00%	-	-	-	-	0,05	0,02%	0,02	0,00%	0,30	0,04%	-	-	-	-
<b>TOTAL STORAGE EXPENDITURE</b>	<b>1.122,42</b>		<b>1.163,10</b>		<b>928,06</b>		<b>322,39</b>		<b>851,48</b>		<b>756,88</b>		<b>-106,71</b>		<b>147,90</b>	

(\*) Financial years 2001 to 2006, European Agricultural Guidance and Guarantee Fund-Guarantee Section (EAGGF). Financial years 2007 and 2008, European Agricultural Guarantee Fund (EAGF)

## ANNEX 32

## Analytical evolution of EAGF storage expenditure 2001 - 2008 (\*)

in EUR Million

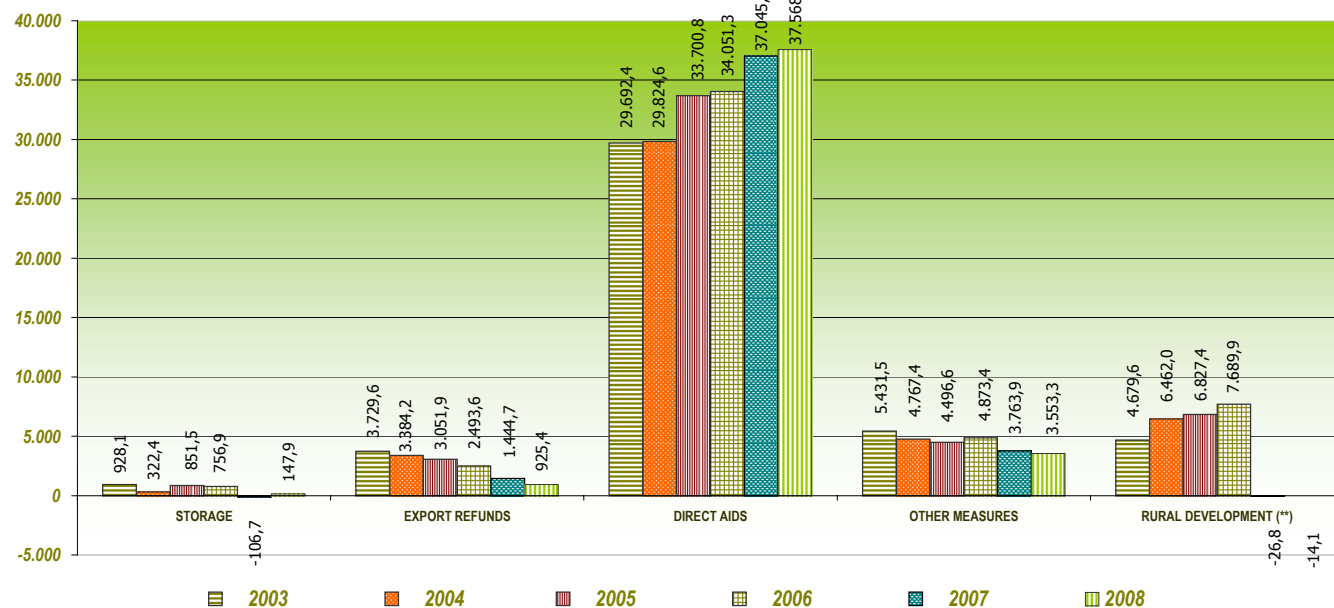
HEADING	2001				2002				2003				2004			
	Private storage	Public storage	TOTAL STORAGE & %		Private storage	Public storage	TOTAL STORAGE & %		Private storage	Public storage	TOTAL STORAGE & %		Private storage	Public storage	TOTAL STORAGE & %	
CEREALS	-	184,88	184,88	16,47%	-	219,19	219,19	18,85%	-	267,48	267,48	28,82%	-	44,72	44,72	13,87%
RICE	-	30,41	30,41	2,71%	-	37,75	37,75	3,25%	-	76,05	76,05	8,19%	-	47,65	47,65	14,78%
SUGAR	281,35	-	281,35	25,07%	16,57	-	16,57	1,42%	0,02	-	0,02	0,00%	-0,05	-	-0,05	-0,02%
OLIVE OIL	1,11	-2,42	-1,31	-0,12%	9,44	-1,55	7,89	0,68%	-	-	-	-	-	0,14	0,14	0,04%
FIBRE FLAX AND HEMP	-	-	-	-	-	-	-	-	-	-	-	-	-	-	-	-
FRUIT AND VEGETABLES	0,03	-	0,03	0,00%	0,50	-	0,50	0,04%	1,57	-	1,57	0,17%	0,12	-	0,12	0,04%
PRODUCTS OF WINE-GROWING SECTOR / ALCOHOL	61,71	217,15	278,86	24,84%	69,16	250,93	320,09	27,52%	61,81	211,69	273,50	29,47%	57,20	145,99	203,19	63,03%
TOBACCO	-	-	-	-	-	-	-	-	-	-	-	-	-	-	-	-
MILK PRODUCTS	91,26	-73,81	17,45	1,55%	97,21	357,01	454,22	39,05%	74,59	196,61	271,20	29,22%	57,19	-52,21	4,98	1,54%
BEEF MEAT	5,80	320,00	325,80	29,03%	4,09	99,97	104,06	8,95%	-	2,95	2,95	0,32%	0,10	-8,53	-8,43	-2,61%
SHEEP AND GOAT MEAT	0,04	-	0,04	0,00%	0,16	-	0,16	0,01%	-	-	-	-	-	-	-	-
PIG MEAT	4,92	-	4,92	0,44%	2,67	-	2,67	0,23%	35,29	-	35,29	3,80%	30,02	-	30,02	9,31%
FISHERY PRODUCTS	-0,01	-	-0,01	0,00%	-	-	-	-	-	-	-	-	0,05	-	0,05	0,02%
	446,21	676,21			199,80	963,30			173,28	754,78			144,63	177,76		
<b>TOTAL</b>			<b>1.122,42</b>				<b>1.163,10</b>				<b>928,06</b>				<b>322,39</b>	

in EUR Million

HEADING	2005				2006				2007				2008			
	Private storage	Public storage	TOTAL STORAGE & %		Private storage	Public storage	TOTAL STORAGE & %		Private storage	Public storage	TOTAL STORAGE & %		Private storage	Public storage	TOTAL STORAGE & %	
CEREALS	-	441,63	441,63	51,87%	-	337,91	337,91	44,65%	-	-225,83	-225,83	211,63%	-	-100,73	-100,73	-68,11%
RICE	-	2,35	2,35	0,28%	-	-3,25	-3,25	-0,43%	-	-0,75	-0,75	0,70%	-	-	-	-
SUGAR	-	232,37	232,37	27,29%	0,02	134,44	134,46	17,77%	-	-87,05	-87,05	81,58%	-	-26,75	-26,75	-18,09%
OLIVE OIL	-	-	-	-	-	-	-	-	-	-	-	-	-	0,01	0,01	0,01%
FIBRE FLAX AND HEMP	0,33	-	0,33	0,04%	-1,43	-	-1,43	-0,19%	0,56	-	0,56	-0,52%	1,87	-	1,87	1,26%
FRUIT AND VEGETABLES	0,40	-	0,40	0,05%	0,38	-	0,38	0,05%	0,41	-	0,41	-0,38%	0,09	-	0,09	0,06%
PRODUCTS OF WINE-GROWING SECTOR / ALCOHOL	75,60	179,15	254,75	29,92%	99,85	188,55	288,40	38,10%	96,68	145,47	242,15	-226,92%	88,34	113,81	202,15	136,68%
TOBACCO	-	-	-	-	-	-	-	-	-	-	-	-	-	-	-	-
MILK PRODUCTS	61,58	-145,97	-84,39	-9,91%	56,84	-56,73	0,11	0,01%	38,40	-74,60	-36,20	33,92%	34,24	-	34,24	23,15%
BEEF MEAT	-	-0,13	-0,13	-0,02%	-	-	-	-	-	-	-	-	-	-	-	-
SHEEP AND GOAT MEAT	-	-	-	-	-	-	-	-	-	-	-	-	-	-	-	-
PIG MEAT	4,15	-	4,15	0,49%	-	-	-	-	-	-	-	-	37,01	-	37,01	25,02%
FISHERY PRODUCTS	0,02	-	0,02	0,00%	0,30	-	0,30	0,04%	-	-	-	-	-	-	-	-
	142,08	709,40			155,96	600,92			136,05	-242,76			161,55	-13,66		
<b>TOTAL</b>			<b>851,48</b>				<b>756,88</b>				<b>-106,71</b>				<b>147,90</b>	

(\*) Financial years 2001 to 2006, European Agricultural Guidance and Guarantee Fund-Guarantee Section (EAGGF). Financial years 2007 and 2008, European Agricultural Guarantee Fund (EAGF)

EVOLUTION of the BREAKDOWN of EAGF EXPENDITURE - 2003 to 2008 Financial years



in EUR Million

FINANCIAL YEAR (*)	BUDGET EXECUTION		STORAGE	EXPORT REFUNDS	DIRECT AIDS	OTHER MEASURES	RURAL DEVELOPMENT (**)
	1a	1b					
2002	38.864,8	4.349,4	1.163,1	3.432,3	28.800,8	5.468,7	4.349,4
2003	39.781,6	4.679,6	928,1	3.729,6	29.692,4	5.431,5	4.679,6
2004	38.298,5	6.462,0	322,4	3.384,2	29.824,6	4.767,4	6.462,0
2005	42.100,8	6.827,4	851,5	3.051,9	33.700,8	4.496,6	6.827,4
2006	42.175,3	7.689,9	756,9	2.493,6	34.051,3	4.873,4	7.689,9
2007	42.120,9		-106,7	1.444,7	37.045,8	3.763,9	-26,8
2008	42.181,2		147,9	925,4	37.568,6	3.553,3	-14,1

(\*) 2002 to 2006 financial years: European Agricultural Guidance and Guarantee Fund-Guarantee Section (EAGGF). 2007 &amp; 2008 financial years: European Agricultural Guarantee Fund (EAGF)

(\*\*) 2007 and 2008 financial years: RURAL DEVELOPMENT financed by the ex-European Agricultural Guidance and Guarantee Fund-Guarantee section (EAGGF) - Programming period 2000-2006

**ANNEX 34 - I**

**EXPENDITURE CHARGED AGAINST THE 2008 BUDGET ( PART I )**

**DETAILS by ITEM and by MEMBER STATE**

<b>BE</b>	<b>BG</b>	<b>CZ</b>	<b>DK</b>	<b>DE</b>	<b>EE</b>	<b>IE</b>	<b>GR</b>	<b>ES</b>	<b>FR</b>	<b>IT</b>	<b>CY</b>	<b>LV</b>	<b>LT</b>	<b>LU</b>	<b>HU</b>
-----------	-----------	-----------	-----------	-----------	-----------	-----------	-----------	-----------	-----------	-----------	-----------	-----------	-----------	-----------	-----------

(83 pages)







Poste	BE	BG	CZ	DK	DE	EE	IE	GR	ES	FR	IT	CY	LV	LT	LU	HU
6 8 0 3 Clearance with regard to the temporary restructuring fund — Assigned revenue	---	---	---	---	---	---	---	---	---	---	---	---	---	---	---	---
6 8 0 IC4 Temporary restructuring amounts – Assigned revenue	-143,0	-4,6	-62,6	-68,5	-569,7	---	---	-33,9	-146,5	-564,3	-120,1	---	-3,4	-16,8	---	-65,9
<b>6 8 IC4 TEMPORARY RESTRUCTURING AMOUNTS</b>	<b>-143,0</b>	<b>-4,6</b>	<b>-62,6</b>	<b>-68,5</b>	<b>-569,7</b>	<b>---</b>	<b>---</b>	<b>-33,9</b>	<b>-146,5</b>	<b>-564,3</b>	<b>-120,1</b>	<b>---</b>	<b>-3,4</b>	<b>-16,8</b>	<b>---</b>	<b>-65,9</b>
<b>6 IC4 CONTRIBUTIONS AND REFUNDS IN CONNECTION WITH COMMUNITY AGREEMENTS AND PROGRAMMES</b>	<b>-148,3</b>	<b>-5,0</b>	<b>-63,0</b>	<b>-80,7</b>	<b>-602,9</b>	<b>-0,2</b>	<b>-5,8</b>	<b>-166,9</b>	<b>-457,6</b>	<b>-665,4</b>	<b>-922,1</b>	<b>-0,3</b>	<b>-3,4</b>	<b>-17,9</b>	<b>-1,5</b>	<b>-67,1</b>
<b>TOTAL RA IC4</b>	<b>-148,3</b>	<b>-5,0</b>	<b>-63,0</b>	<b>-80,7</b>	<b>-602,9</b>	<b>-0,2</b>	<b>-5,8</b>	<b>-166,9</b>	<b>-457,6</b>	<b>-665,4</b>	<b>-922,1</b>	<b>-0,3</b>	<b>-3,4</b>	<b>-17,9</b>	<b>-1,5</b>	<b>-67,1</b>

Poste		BE	BG	CZ	DK	DE	EE	IE	GR	ES	FR	IT	CY	LV	LT	LU	HU
05 01 04 01 361A 301	C1 Monitoring and preventive measures - direct payments by the EC	---	---	---	---	---	---	---	---	---	---	---	---	---	---	---	---
05 01 04 01	C1 European Agriculture Guarantee Fund (EAGF) — Non-operational technical assistance	---	---	---	---	---	---	---	---	---	---	---	---	---	---	---	---
05 01 04 07 0000 301	Pilot project to conduct a feasibility study on introducing a security fund in the fruit and vegetables sector	---	---	---	---	---	---	---	---	---	---	---	---	---	---	---	---
05 01 04 07	Pilot project to conduct a feasibility study on introducing a security fund in the fruit and vegetables sector — Expenditure on administrative management	---	---	---	---	---	---	---	---	---	---	---	---	---	---	---	---
05 01 04	C1 Support expenditure for operations of Agriculture and Rural Development policy area	---	---	---	---	---	---	---	---	---	---	---	---	---	---	---	---
<b>05 01</b>	<b>C1 Administrative expenditure of Agriculture and Rural Development policy area</b>	---	---	---	---	---	---	---	---	---	---	---	---	---	---	---	---
05 02 01 01 1000 015	C1 Refunds common wheat grain and flour - marketing year 05/06 and earlier	0,5	---	---	---	0,5	---	---	---	---	0,2	-0,1	---	---	---	---	---
05 02 01 01 1000 016	C1 Refunds common wheat grain and flour - marketing year 06/07	0,0	---	---	---	0,1	---	---	---	---	0,3	0,0	---	---	---	---	---
05 02 01 01 1001 015	C1 Refunds barley grain and malt - marketing year 05/06 and earlier	---	---	---	---	---	---	---	---	---	0,0	---	---	---	---	---	---
05 02 01 01 1003 055	C1 (others) - marketing year 05/06 and earlier	0,1	---	---	---	---	---	0,0	---	0,0	0,0	0,2	---	---	---	---	0,0
05 02 01 01 1003 056	C1 (others) - marketing year 06/07	---	0,0	---	0,0	0,1	---	0,0	---	0,1	0,5	1,0	---	---	---	---	0,0
05 02 01 01 1003 057	C1 (others) - marketing year 07/08 - R.1784/03, Art.13-18	0,0	0,1	---	0,0	0,2	---	---	---	0,0	1,0	0,8	---	---	---	---	0,0
05 02 01 01 1003 058	(others) - marketing year 08/09 - R.1784/03, Art.13-18	---	---	---	---	---	---	---	---	---	---	---	---	---	---	---	---
05 02 01 01 1003 063	Wheat starch - marketing year 05/06 and earlier	---	---	---	---	---	---	---	---	---	---	---	---	---	---	---	---
05 02 01 01 1003 064	Wheat starch - marketing year 06/07	---	---	---	---	---	---	---	---	---	---	---	---	---	---	---	---
05 02 01 01 1003 065	Wheat starch - marketing year 07/08 - R.1784/03, Art.13-18	---	---	---	---	---	---	---	---	---	---	---	---	---	---	---	---
05 02 01 01 1003 066	Wheat starch - marketing year 08/09 - R.1784/03, Art.13-18	---	---	---	---	---	---	---	---	---	---	---	---	---	---	---	---
05 02 01 01 1003 073	C1 Potato starch - marketing year 05/06 and earlier	---	---	---	---	-0,0	---	---	---	---	---	---	---	---	---	---	---
05 02 01 01 1003 074	C1 Potato starch - marketing year 06/07	---	---	0,0	0,0	0,2	---	---	0,0	0,0	0,1	---	---	0,0	---	---	---
05 02 01 01 1003 075	C1 Potato starch - marketing year 07/08 - R.1784/03, Art.13-18	---	---	0,0	0,4	1,0	---	---	---	0,0	0,0	---	---	0,0	---	---	---
05 02 01 01 1003 076	Potato starch - marketing year 08/09 - R.1784/03, Art.13-18	---	---	---	---	---	---	---	---	---	---	---	---	---	---	---	---
05 02 01 01 1003 083	C1 Maize starch - marketing year 05/06 and earlier	---	---	---	---	---	---	---	---	---	---	0,0	---	---	---	---	---
05 02 01 01 1003 084	C1 Maize starch - marketing year 06/07	---	0,0	---	---	0,0	---	---	0,0	0,0	0,1	0,2	---	---	---	---	0,0
05 02 01 01 1003 085	C1 Maize starch - marketing year 07/08 - R.1784/03, Art.13-18	---	0,0	---	---	0,1	---	---	0,0	0,0	0,0	0,0	---	---	---	---	0,0
05 02 01 01 1003 086	Maize starch - marketing year 08/09 - R.1784/03, Art.13-18	---	---	---	---	---	---	---	---	---	---	---	---	---	---	---	---
05 02 01 01 1003 093	Other starches (from other cereals and rice) marketing year 05/06 and earlier	---	---	---	---	---	---	---	---	---	---	---	---	---	---	---	---
05 02 01 01 1003 094	Other starches (from other cereals and rice) marketing year 06/07	---	---	---	---	---	---	---	---	---	---	---	---	---	---	---	---
05 02 01 01 1003 095	Other starches (from other cereals and rice) marketing year 07/08 - R.1784/03, Art.13-18	---	---	---	---	---	---	---	---	---	---	---	---	---	---	---	---
05 02 01 01 1003 096	Other starches (from other cereals and rice) marketing year 08/09 - R.1784/03, Art.13-18	---	---	---	---	---	---	---	---	---	---	---	---	---	---	---	---
05 02 01 01	C1 Export refunds for cereals	0,6	0,1	0,0	0,4	2,1	---	0,0	0,0	0,1	2,3	2,2	---	0,0	---	---	0,1



En Millions d'euros

26/01/2009 15:36

FEAGA

II Dépenses

Part I - Page 6 / 85

Poste	BE	BG	CZ	DK	DE	EE	IE	GR	ES	FR	IT	CY	LV	LT	LU	HU
05 02 01 02 1013 004 Other public storage costs - barley - R.1784/03, Art.4-7	---	---	---	---	-0,0	---	---	---	---	---	---	---	---	---	---	---
05 02 01 02 1013 005 C1 Other public storage costs - rye - R.1784/03, Art.4-7	---	---	---	---	-0,0	---	---	---	---	---	---	---	---	---	---	---
05 02 01 02 1013 005 NA Other public storage costs - rye - R.1784/03, Art.4-7	---	---	---	---	---	---	---	---	---	---	---	---	---	---	---	---
05 02 01 02 1013 005 Other public storage costs - rye - R.1784/03, Art.4-7	---	---	---	---	-0,0	---	---	---	---	---	---	---	---	---	---	---
05 02 01 02 1013 006 C1 Other public storage costs - maize - R.1784/03, Art.4-7	---	---	---	---	---	---	---	---	---	---	---	---	---	---	---	-120,0
05 02 01 02 1013 007 Other public storage costs - sorghum - R.1784/03, Art.4-7	---	---	---	---	---	---	---	---	---	---	---	---	---	---	---	---
05 02 01 02 1014 001 Depreciation on purchase - bread-making wheat - R.1883/78	---	---	---	---	---	---	---	---	---	---	---	---	---	---	---	---
05 02 01 02 1014 004 Depreciation on purchase - barley - R.1883/78	---	---	---	---	---	---	---	---	---	---	---	---	---	---	---	---
05 02 01 02 1014 006 Depreciation on purchase - maize - R.1883/78	---	---	---	---	---	---	---	---	---	---	---	---	---	---	---	---
05 02 01 02 1014 007 Depreciation on purchase - sorghum - R.1883/78	---	---	---	---	---	---	---	---	---	---	---	---	---	---	---	---
05 02 01 02 1014 011 Complementary depreciation - bread-making wheat - R.1883/78	---	---	---	---	---	---	---	---	---	---	---	---	---	---	---	---
05 02 01 02 1014 014 Complementary depreciation - barley - R.1883/78	---	---	---	---	---	---	---	---	---	---	---	---	---	---	---	---
05 02 01 02 1014 015 Complementary depreciation - rye - R.1883/78	---	---	---	---	---	---	---	---	---	---	---	---	---	---	---	---
05 02 01 02 1014 016 Complementary depreciation - maize - R.1883/78	---	---	---	---	---	---	---	---	---	---	---	---	---	---	---	---
05 02 01 02 1014 017 Complementary depreciation - sorghum - R.1883/78	---	---	---	---	---	---	---	---	---	---	---	---	---	---	---	---
05 02 01 02 C1 Intervention storage of cereals	-0,2	---	-0,0	---	1,0	---	---	---	---	---	---	---	---	---	---	-104,1
05 02 01 02 NA Intervention storage of cereals	---	---	---	---	---	---	---	---	---	---	---	---	---	---	---	---
05 02 01 02 Intervention storage of cereals	-0,2	---	-0,0	---	1,0	---	---	---	---	---	---	---	---	---	---	-104,1
05 02 01 03 1021 001 C1 Premium - potato starch (Art.5, R.1868/94)	---	---	0,7	3,9	13,8	---	---	---	---	5,8	---	---	0,1	---	---	---
05 02 01 03 1022 014 C1 Maize - production refunds - marketing year 05/06 and earlier	0,0	---	---	---	0,0	---	---	---	0,0	0,0	0,1	---	---	---	---	---
05 02 01 03 1022 015 C1 Maize - production refunds - marketing year 06/07	---	---	---	---	---	---	---	---	0,0	0,0	0,0	---	---	---	---	0,0
05 02 01 03 1022 024 C1 Wheat - production refunds - marketing year 05/06 and earlier	0,0	---	---	---	0,0	---	---	---	0,0	0,0	0,0	---	---	---	---	---
05 02 01 03 1022 025 C1 Wheat - production refunds - marketing year 06/07	0,0	---	---	---	0,0	---	---	---	---	---	-0,0	---	---	---	---	---
05 02 01 03 1022 032 C1 Potato starch - production refunds - marketing year 05/06 and earlier	0,0	---	---	---	-0,0	---	---	---	---	0,0	0,0	---	---	---	---	---
05 02 01 03 1022 033 C1 Potato starch - production refunds - marketing year 06/07	---	---	---	0,0	0,0	---	---	---	0,0	---	-0,0	---	---	---	---	---
05 02 01 03 1022 042 Other cereals - production refunds - marketing year 05/06 and earlier	---	---	---	---	---	---	---	---	---	---	---	---	---	---	---	---
05 02 01 03 1022 043 Other cereals - production refunds - marketing year 06/07	---	---	---	---	---	---	---	---	---	---	---	---	---	---	---	---
05 02 01 03 C1 Intervention for starch	0,1	---	0,7	3,9	13,8	---	---	---	0,1	5,9	0,1	---	0,1	---	---	0,0
05 02 01 99 1090 020 C1 Others - R.1784/03	---	---	---	---	-0,0	---	---	---	---	0,0	---	---	---	---	---	---
05 02 01 99 1090 020 NA Others - R.1784/03	---	---	---	---	---	---	---	---	---	---	---	---	---	---	---	---
05 02 01 99 1090 020 Others - R.1784/03	---	---	---	---	-0,0	---	---	---	---	0,0	---	---	---	---	---	---



En Millions d'euros

26/01/2009 15:36

FEAGA

II Dépenses

Part I - Page 8 / 85

Poste		BE	BG	CZ	DK	DE	EE	IE	GR	ES	FR	IT	CY	LV	LT	LU	HU
05 02 04 01 3100 122	Bread-making wheat - transport costs within M.S. 2007 - R.3149/92, Art.4(3) & 6(1)	0,1	---	---	---	---	0,0	---	0,4	0,3	0,3	0,4	---	---	0,0	---	0,1
05 02 04 01 3100 123 C1	Products purchased on the market - value of product - programme 2007 - R.3149/92, Art.2(3)c)	1,3	---	---	---	---	---	---	4,8	2,4	2,0	29,9	---	---	---	0,0	1,8
05 02 04 01 3100 123 NA	Products purchased on the market - value of product - programme 2007 - R.3149/92, Art.2(3)c)	---	---	---	---	---	---	---	---	---	---	---	---	---	---	---	---
05 02 04 01 3100 123	Products purchased on the market - value of product - programme 2007 - R.3149/92, Art.2(3)c)	1,3	---	---	---	---	---	---	4,8	2,4	2,0	29,9	---	---	---	0,0	1,8
05 02 04 01 3100 124 C1	Products purchased on the market - transport costs within M.S. 2007 - R.3149/92, Art.4(3) & 6(1)	0,1	---	---	---	---	---	---	---	0,1	0,4	0,5	---	---	---	---	0,1
05 02 04 01 3100 124 NA	Products purchased on the market - transport costs within M.S. 2007 - R.3149/92, Art.4(3) & 6(1)	---	---	---	---	---	---	---	---	---	---	---	---	---	---	---	---
05 02 04 01 3100 124	Products purchased on the market - transport costs within M.S. 2007 - R.3149/92, Art.4(3) & 6(1)	0,1	---	---	---	---	---	---	---	0,1	0,4	0,5	---	---	---	---	0,1
05 02 04 01 3100 126	Rye - transport costs within M.S. 2007 - R.3149/92, Art.4(3) & 6(1)	---	---	---	---	---	---	---	---	---	---	---	---	---	---	---	---
05 02 04 01 3100 128 C1	Butter - transport costs within M.S. 2007 - R.3149/92, Art.4(3) & 6(1)	---	---	---	---	---	---	---	---	0,4	0,4	0,3	---	---	---	---	---
05 02 04 01 3100 128 NA	Butter - transport costs within M.S. 2007 - R.3149/92, Art.4(3) & 6(1)	---	---	---	---	---	---	---	---	---	---	---	---	---	---	---	---
05 02 04 01 3100 128	Butter - transport costs within M.S. 2007 - R.3149/92, Art.4(3) & 6(1)	---	---	---	---	---	---	---	---	0,4	0,4	0,3	---	---	---	---	---
05 02 04 01 3100 129	Barley - value of product - programme 2007 - R.3149/92, Art.5(1); R.937/07, Art.2 - PL	---	---	---	---	---	---	---	---	---	---	---	---	---	---	---	---
05 02 04 01 3100 130 C1	Barley - transport costs within M.S. 2007 - R.3149/92, Art.4(3) & 6(1)	---	---	---	---	---	---	---	---	---	---	---	---	0,0	0,0	---	---
05 02 04 01 3100 132 C1	Rice - transport costs within M.S. 2007 - R.3149/92, Art.4(3) & 6(1)	0,0	---	---	---	---	---	---	0,1	---	0,1	0,3	---	---	---	---	---
05 02 04 01 3100 133	Maize - value of product - programme 2007 - R.3149/92, Art.5(1); R.937/07, Art.2 - PL, SI	---	---	---	---	---	---	---	---	---	---	---	---	---	---	---	---
05 02 04 01 3100 134 C1	Maize - transport costs within M.S. 2007 - R.3149/92, Art.4(3) & 6(1)	---	---	---	---	---	---	---	---	---	---	---	---	---	---	---	---
05 02 04 01 3100 137 C1	White sugar - value of product - programme 2007 - R.3149/92, Art.5(1); R.937/07, Art.2 - PL	---	---	---	---	---	---	---	---	---	---	---	---	---	---	---	---
05 02 04 01 3100 137 NA	White sugar - value of product - programme 2007 - R.3149/92, Art.5(1); R.937/07, Art.2 - PL	---	---	---	---	---	---	---	---	---	---	---	---	---	---	---	---
05 02 04 01 3100 137	White sugar - value of product - programme 2007 - R.3149/92, Art.5(1); R.937/07, Art.2 - PL	---	---	---	---	---	---	---	---	---	---	---	---	---	---	---	---
05 02 04 01 3100 138 C1	White sugar - transport costs within M.S. 2007 - R.3149/92, Art.4(3) & 6(1)	0,0	---	---	---	---	---	---	---	0,1	0,0	0,3	---	---	0,0	---	0,0
05 02 04 01 3100 138 NA	White sugar - transport costs within M.S. 2007 - R.3149/92, Art.4(3) & 6(1)	---	---	---	---	---	---	---	---	---	---	---	---	---	---	---	---
05 02 04 01 3100 138	White sugar - transport costs within M.S. 2007 - R.3149/92, Art.4(3) & 6(1)	0,0	---	---	---	---	---	---	---	0,1	0,0	0,3	---	---	0,0	---	0,0
05 02 04 01 3100 141 C1	Products purchased on the market - value of product - programme 2008 - R.3149/92, Art.5(1)	4,9	1,7	0,0	---	---	0,2	0,1	12,5	45,0	46,7	63,0	---	0,1	3,0	0,1	7,0
05 02 04 01 3100 141 NA	Products purchased on the market - value of product - programme 2008 - R.3149/92, Art.5(1)	---	---	---	---	---	---	---	---	---	---	---	---	---	---	---	---
05 02 04 01 3100 141	Products purchased on the market - value of product - programme 2008 - R.3149/92, Art.5(1)	4,9	1,7	0,0	---	---	0,2	0,1	12,5	45,0	46,7	63,0	---	0,1	3,0	0,1	7,0
05 02 04 01 3100 142 C1	Products purchased on the market - transport costs within M.S. 2008 - R.3149/92, Art.4(3) & 6(1)	0,2	0,0	---	---	---	0,0	---	---	---	0,4	0,8	---	0,0	0,0	---	0,1
05 02 04 01 3100 142 NA	Products purchased on the market - transport costs within M.S. 2008 - R.3149/92, Art.4(3) & 6(1)	---	---	---	---	---	---	---	---	---	---	---	---	---	---	---	---
05 02 04 01 3100 142	Products purchased on the market - transport costs within M.S. 2008 - R.3149/92, Art.4(3) & 6(1)	0,2	0,0	---	---	---	0,0	---	---	---	0,4	0,8	---	0,0	0,0	---	0,1
05 02 04 01 3100 153 C1	White sugar - value of product - programme 2008 - R.3149/92, Art.5(1)	1,5	---	---	---	---	---	---	---	2,8	1,6	3,0	---	---	1,3	---	0,7
05 02 04 01 3100 153 NA	White sugar - value of product - programme 2008 - R.3149/92, Art.5(1)	---	---	---	---	---	---	---	---	---	---	---	---	---	---	---	---
05 02 04 01 3100 153	White sugar - value of product - programme 2008 - R.3149/92, Art.5(1)	1,5	---	---	---	---	---	---	---	2,8	1,6	3,0	---	---	1,3	---	0,7





En Millions d'euros

26/01/2009 15:36

FEAGA

II Dépenses

Part I - Page 10 / 85

Poste	BE	BG	CZ	DK	DE	EE	IE	GR	ES	FR	IT	CY	LV	LT	LU	HU
05 02 04 02 3110 003 C1 Refunds - food aid - other cereals - R.1292/96	---	---	---	---	---	---	---	---	---	---	0,2	---	---	---	---	---
05 02 04 02 3110 003 NA Refunds - food aid - other cereals - R.1292/96	---	---	---	---	---	---	---	---	---	---	---	---	---	---	---	---
05 02 04 02 3110 003 Refunds - food aid - other cereals - R.1292/96	---	---	---	---	---	---	---	---	---	---	0,2	---	---	---	---	---
05 02 04 02 3112 001 C1 Refunds - food aid - sugar - R.1292/96	---	---	---	---	---	---	---	---	---	---	0,1	---	---	---	---	---
05 02 04 02 3112 001 NA Refunds - food aid - sugar - R.1292/96	---	---	---	---	---	---	---	---	---	---	---	---	---	---	---	---
05 02 04 02 3112 001 Refunds - food aid - sugar - R.1292/96	---	---	---	---	---	---	---	---	---	---	0,1	---	---	---	---	---
05 02 04 02 3113 001 Refunds - food aid - skimmed-milk powder - R.1292/96	---	---	---	---	---	---	---	---	---	---	---	---	---	---	---	---
05 02 04 02 3113 002 Refunds - food aid - whole-milk powder - R.1292/96	---	---	---	---	---	---	---	---	---	---	---	---	---	---	---	---
05 02 04 02 3113 003 Refunds - food aid - butter oil - R.1292/96	---	---	---	---	---	---	---	---	---	---	---	---	---	---	---	---
05 02 04 02 3119 001 C1 Refunds - food aid - other products - R.1292/96	0,3	---	---	0,0	---	---	---	---	---	---	---	---	---	---	---	---
05 02 04 02 3119 001 NA Refunds - food aid - other products - R.1292/96	---	---	---	---	---	---	---	---	---	---	---	---	---	---	---	---
05 02 04 02 3119 001 Refunds - food aid - other products - R.1292/96	0,3	---	---	0,0	---	---	---	---	---	---	---	---	---	---	---	---
05 02 04 02 C1 Food aid	0,3	---	---	0,0	---	---	---	---	---	---	0,3	---	---	---	---	---
05 02 04 02 NA Food aid	---	---	---	---	---	---	---	---	---	---	---	---	---	---	---	---
05 02 04 02 Food aid	0,3	---	---	0,0	---	---	---	---	---	---	0,3	---	---	---	---	---
05 02 04 99 0000 006 Others	---	---	---	---	---	---	---	---	---	---	---	---	---	---	---	---
05 02 04 99 Other measures (food programmes)	---	---	---	---	---	---	---	---	---	---	---	---	---	---	---	---
05 02 04 C1 Food programmes	8,4	1,7	0,0	0,0	---	0,2	0,1	17,8	53,7	52,6	99,3	---	0,1	4,4	0,1	9,8
05 02 04 NA Food programmes	---	---	---	---	---	---	---	---	---	---	---	---	---	---	---	---
05 02 04 Food programmes	8,4	1,7	0,0	0,0	---	0,2	0,1	17,8	53,7	52,6	99,3	---	0,1	4,4	0,1	9,8
05 02 05 01 1100 010 C1 Refunds - sugar and isoglucose - 05/06 - (10/05-09/06) and earlier	0,0	---	---	0,0	-0,0	---	---	0,9	0,2	2,0	1,2	0,0	---	---	---	0,0
05 02 05 01 1100 011 C1 Refunds - sugar and isoglucose - 06/07 - (10/06-09/07) - R.318/06, Art.32&33	0,2	0,0	---	11,9	11,9	0,0	---	0,0	2,9	18,0	16,2	0,0	0,0	---	---	5,3
05 02 05 01 1100 012 C1 Refunds - sugar and isoglucose - 07/08 - R.1260/01, Art.27; R.318/06, Art.32 & 33	106,6	0,0	---	34,1	30,7	0,0	---	0,0	0,0	88,0	1,6	---	0,1	---	---	7,7
05 02 05 01 1100 013 C1 Refunds - sugar and isoglucose - 08/09 - R.1260/01, Art.27; R.318/06, Art.32 & 33	---	---	---	---	---	---	---	---	---	---	---	---	---	---	---	---
05 02 05 01 C1 Export refunds for sugar and isoglucose	106,8	0,1	---	46,1	42,6	0,0	---	1,0	3,1	108,0	19,0	0,0	0,1	---	---	13,0
05 02 05 03 1112 013 C1 Production refunds on sugar used in the chemical industry marketing year 05/06 and earlier	---	---	0,0	---	0,2	---	---	---	0,0	0,1	0,1	---	---	---	---	---
05 02 05 03 1112 013 NA Production refunds on sugar used in the chemical industry marketing year 05/06 and earlier	---	---	---	---	---	---	---	---	---	---	---	---	---	---	---	---
05 02 05 03 1112 013 Production refunds on sugar used in the chemical industry marketing year 05/06 and earlier	---	---	0,0	---	0,2	---	---	---	0,0	0,1	0,1	---	---	---	---	---
05 02 05 03 C1 Production refunds for sugar used in the chemical industry	---	---	0,0	---	0,2	---	---	---	0,0	0,1	0,1	---	---	---	---	---
05 02 05 03 NA Production refunds for sugar used in the chemical industry	---	---	---	---	---	---	---	---	---	---	---	---	---	---	---	---
05 02 05 03 Production refunds for sugar used in the chemical industry	---	---	0,0	---	0,2	---	---	---	0,0	0,1	0,1	---	---	---	---	---

En Millions d'euros

26/01/2009 15:36

Part I - Page 11 / 85

FEAGA

II Dépenses

Poste	BE	BG	CZ	DK	DE	EE	IE	GR	ES	FR	IT	CY	LV	LT	LU	HU
05 02 05 08 0000 001 C1 Technical costs of public storage - white sugar - R.318/06, Art.18(2)&(3)	0,5	---	0,5	---	---	---	0,2	---	0,4	---	6,2	---	---	---	---	3,1
05 02 05 08 0000 001 NA Technical costs of public storage - white sugar - R.318/06, Art.18(2)&(3)	---	---	---	---	---	---	---	---	---	---	---	---	---	---	---	---
05 02 05 08 0000 001 Technical costs of public storage - white sugar - R.318/06, Art.18(2)&(3)	0,5	---	0,5	---	---	---	0,2	---	0,4	---	6,2	---	---	---	---	3,1
05 02 05 08 0000 002 C1 Financial costs of public storage - white sugar - R.318/06, Art.18(2)&(3)	0,2	---	0,3	---	---	---	0,1	---	0,2	---	4,2	---	---	---	---	1,2
05 02 05 08 0000 002 NA Financial costs of public storage - white sugar - R.318/06, Art.18(2)&(3)	---	---	---	---	---	---	---	---	---	---	---	---	---	---	---	---
05 02 05 08 0000 002 Financial costs of public storage - white sugar - R.318/06, Art.18(2)&(3)	0,2	---	0,3	---	---	---	0,1	---	0,2	---	4,2	---	---	---	---	1,2
05 02 05 08 0000 003 C1 Other public storage costs - white sugar - R.318/06, Art.18(2)&(3)	1,0	---	0,0	---	---	---	---	---	-8,5	-1,6	-26,9	---	---	-1,3	---	-4,1
05 02 05 08 0000 003 NA Other public storage costs - white sugar - R.318/06, Art.18(2)&(3)	---	---	---	---	---	---	---	---	---	---	---	---	---	---	---	---
05 02 05 08 0000 003 Other public storage costs - white sugar - R.318/06, Art.18(2)&(3)	1,0	---	0,0	---	---	---	---	---	-8,5	-1,6	-26,9	---	---	-1,3	---	-4,1
05 02 05 08 0000 004 Depreciation on purchase - white sugar - R.1883/78	---	---	---	---	---	---	---	---	---	---	---	---	---	---	---	---
05 02 05 08 0000 005 C1 Complementary depreciation - white sugar - R.1883/78	---	---	1,2	---	---	---	---	---	---	---	7,0	---	---	---	---	0,2
05 02 05 08 0000 005 NA Complementary depreciation - white sugar - R.1883/78	---	---	---	---	---	---	---	---	---	---	---	---	---	---	---	---
05 02 05 08 0000 005 Complementary depreciation - white sugar - R.1883/78	---	---	1,2	---	---	---	---	---	---	---	7,0	---	---	---	---	0,2
05 02 05 08 0000 007 C1 Technical costs of public storage - raw sugar - R.318/06, Art.18(2)&(3)	---	---	---	---	---	---	---	---	---	---	---	---	---	---	---	---
05 02 05 08 0000 007 NA Technical costs of public storage - raw sugar - R.318/06, Art.18(2)&(3)	---	---	---	---	---	---	---	---	---	---	---	---	---	---	---	---
05 02 05 08 0000 007 Technical costs of public storage - raw sugar - R.318/06, Art.18(2)&(3)	---	---	---	---	---	---	---	---	---	---	---	---	---	---	---	---
05 02 05 08 0000 008 C1 Financial costs of public storage - raw sugar - R.318/06, Art.18(2)&(3)	---	---	---	---	---	---	---	---	---	---	---	---	---	---	---	---
05 02 05 08 0000 008 NA Financial costs of public storage - raw sugar - R.318/06, Art.18(2)&(3)	---	---	---	---	---	---	---	---	---	---	---	---	---	---	---	---
05 02 05 08 0000 008 Financial costs of public storage - raw sugar - R.318/06, Art.18(2)&(3)	---	---	---	---	---	---	---	---	---	---	---	---	---	---	---	---
05 02 05 08 0000 009 C1 Other public storage costs - raw sugar - R.318/06, Art.18(2)&(3)	---	---	---	---	---	---	---	---	---	---	---	---	---	---	---	---
05 02 05 08 0000 009 NA Other public storage costs - raw sugar - R.318/06, Art.18(2)&(3)	---	---	---	---	---	---	---	---	---	---	---	---	---	---	---	---
05 02 05 08 0000 009 Other public storage costs - raw sugar - R.318/06, Art.18(2)&(3)	---	---	---	---	---	---	---	---	---	---	---	---	---	---	---	---
05 02 05 08 0000 010 Depreciation on purchase - raw sugar - R.1883/78	---	---	---	---	---	---	---	---	---	---	---	---	---	---	---	---
05 02 05 08 0000 011 Complementary depreciation - raw sugar - R.1883/78	---	---	---	---	---	---	---	---	---	---	---	---	---	---	---	---
05 02 05 08 C1 Storage measures for sugar	1,7	---	2,0	---	---	---	0,3	---	-7,9	-1,6	-9,5	---	---	-1,3	---	0,3
05 02 05 08 NA Storage measures for sugar	---	---	---	---	---	---	---	---	---	---	---	---	---	---	---	---
05 02 05 08 Storage measures for sugar	1,7	---	2,0	---	---	---	0,3	---	-7,9	-1,6	-9,5	---	---	-1,3	---	0,3
05 02 05 99 0000 006 Others - R.318/06	---	---	---	---	---	---	---	---	---	---	---	---	---	---	---	---
05 02 05 99 1113 001 C1 Aid for French overseas departments raw sugar - Art.7 (4), R.1260/01	---	---	---	---	---	---	---	---	---	0,4	---	---	---	---	---	---
05 02 05 99 1113 001 NA Aid for French overseas departments raw sugar - Art.7 (4), R.1260/01	---	---	---	---	---	---	---	---	---	---	---	---	---	---	---	---
05 02 05 99 1113 001 Aid for French overseas departments raw sugar - Art.7 (4), R.1260/01	---	---	---	---	---	---	---	---	---	0,4	---	---	---	---	---	---















Poste		BE	BG	CZ	DK	DE	EE	IE	GR	ES	FR	IT	CY	LV	LT	LU	HU
05 02 08 03 1502 019	C1 Additional financial assistance - operational funds for producer organisations - 2001-2005 - R.2200/96, Art.15(6); C(2007)6683 - PT	---	---	---	---	---	---	---	---	---	---	---	---	---	---	---	---
05 02 08 03	C1 Operational funds for producer organisations	-13,5	---	0,4	1,8	3,9	---	0,8	1,8	74,1	5,4	48,6	---	---	---	---	0,7
05 02 08 03	C4 Operational funds for producer organisations	---	---	---	---	1,1	---	---	---	14,2	16,3	8,6	0,6	---	---	---	0,0
05 02 08 03	C5 Operational funds for producer organisations	56,7	---	0,4	2,4	24,8	---	2,9	6,2	59,3	65,8	85,6	0,2	---	---	---	0,9
05 02 08 03	NA Operational funds for producer organisations	---	---	---	---	---	---	---	---	---	---	---	---	---	---	---	---
05 02 08 03	Operational funds for producer organisations	43,3	---	0,8	4,2	29,8	---	3,6	8,0	147,6	87,5	142,9	0,8	---	---	---	1,6
05 02 08 06 1511 053	Aid - tomatoes to be processed - marketing year 04/05 and earlier	---	---	---	---	---	---	---	---	---	---	---	---	---	---	---	---
05 02 08 06 1511 054	Aid - tomatoes to be processed - marketing year 05/06	---	---	---	---	---	---	---	---	---	---	---	---	---	---	---	---
05 02 08 06 1511 055	Aid - tomatoes to be processed - marketing year 06/07 - R.2201/96, Art.4	---	---	---	---	---	---	---	---	---	---	---	---	---	---	---	---
05 02 08 06 1511 056	C1 Aid - tomatoes to be processed - marketing year 07/08 - R.2201/96, Art.4	---	0,2	0,3	---	---	---	---	21,2	23,4	3,2	127,9	---	---	---	---	3,8
05 02 08 06 1511 057	C1 Aid - tomatoes to be processed - marketing year 07/08 - R.104/07, Art.2 - BG, RO	---	0,1	---	---	---	---	---	---	---	---	---	---	---	---	---	---
05 02 08 06	C1 Production aid for processed tomato products	---	0,2	0,3	---	---	---	---	21,2	23,4	3,2	127,9	---	---	---	---	3,8
05 02 08 07 1512 011	Production aid - fruit based products - peaches - marketing year 04/05 and earlier	---	---	---	---	---	---	---	---	---	---	---	---	---	---	---	---
05 02 08 07 1512 012	Production aid - fruit based products - prunes - marketing year 04/05 and earlier	---	---	---	---	---	---	---	---	---	---	---	---	---	---	---	---
05 02 08 07 1512 013	Production aid - fruit based products - pears - marketing year 04/05 and earlier	---	---	---	---	---	---	---	---	---	---	---	---	---	---	---	---
05 02 08 07 1512 014	Production aid - fruit based products - figs - marketing year 04/05 and earlier	---	---	---	---	---	---	---	---	---	---	---	---	---	---	---	---
05 02 08 07 1512 015	Production aid - fruit based products - peaches - marketing year 05/06	---	---	---	---	---	---	---	---	---	---	---	---	---	---	---	---
05 02 08 07 1512 016	Production aid - fruit based products - prunes - marketing year 05/06	---	---	---	---	---	---	---	---	---	---	---	---	---	---	---	---
05 02 08 07 1512 017	Production aid - fruit based products - pears - marketing year 05/06	---	---	---	---	---	---	---	---	---	---	---	---	---	---	---	---
05 02 08 07 1512 018	Production aid - fruit based products - figs - marketing year 05/06	---	---	---	---	---	---	---	---	---	---	---	---	---	---	---	---
05 02 08 07 1512 019	C1 Production aid - fruit based products - peaches - marketing year 06/07 - R.2201/96, Art.5	---	---	---	---	---	---	---	---	0,0	---	---	---	---	---	---	---
05 02 08 07 1512 020	Production aid - fruit based products - prunes - marketing year 06/07 - R.2201/96, Art.5	---	---	---	---	---	---	---	---	---	---	---	---	---	---	---	---
05 02 08 07 1512 021	C1 Production aid - fruit based products - pears - marketing year 06/07 - R.2201/96, Art.5	---	---	---	---	---	---	---	---	-0,0	---	---	---	---	---	---	---
05 02 08 07 1512 022	C1 Production aid - fruit based products - figs - marketing year 06/07 - R.2201/96, Art.5	---	---	---	---	---	---	---	0,0	-0,0	---	---	---	---	---	---	---
05 02 08 07 1512 023	C1 Production aid - fruit based products - peaches - marketing year 07/08 - R.2201/96, Art.5	---	0,0	---	---	---	---	---	15,2	5,6	0,2	0,6	---	---	---	---	---
05 02 08 07 1512 024	C1 Production aid - fruit based products - prunes - marketing year 07/08 - R.2201/96, Art.5	---	---	---	---	---	---	---	0,0	0,2	30,3	0,9	---	---	---	---	---
05 02 08 07 1512 025	C1 Production aid - fruit based products - pears - marketing year 07/08 - R.2201/96, Art.5	---	---	---	---	---	---	---	0,4	5,1	2,5	7,8	---	---	---	---	---
05 02 08 07 1512 026	C1 Production aid - fruit based products - figs - marketing year 07/08 - R.2201/96, Art.5	---	---	---	---	---	---	---	0,7	1,4	---	---	---	---	---	---	---
05 02 08 07 1512 050	Production aid - fruit based products - peaches - marketing year 07/08 - R.679/07, Art.2 - BG, RO	---	---	---	---	---	---	---	---	---	---	---	---	---	---	---	---
05 02 08 07	C1 Production aid for fruit-based products	---	0,0	---	---	---	---	---	16,3	12,4	33,0	9,4	---	---	---	---	---





En Millions d'euros

26/01/2009 15:36

Part I - Page 21 / 85

FEAGA

II Dépenses

Poste		BE	BG	CZ	DK	DE	EE	IE	GR	ES	FR	IT	CY	LV	LT	LU	HU
05 02 08 09 1515 131	Mandarins - 3rd quarter - Art.22c), R.2111/03 - marketing year 07/08 - R.2202/96, Art.3	---	---	---	---	---	---	---	---	---	---	0,0	0,0	---	---	---	---
05 02 08 09 1515 132	C1 Clementines - 1st half - Art.22a), R.2111/03 - marketing year 07/08 - R.2202/96, Art.3	---	---	---	---	---	---	---	0,0	17,0	---	1,0	---	---	---	---	---
05 02 08 09 1515 132	NA Clementines - 1st half - Art.22a), R.2111/03 - marketing year 07/08 - R.2202/96, Art.3	---	---	---	---	---	---	---	---	---	---	---	---	---	---	---	---
05 02 08 09 1515 132	Clementines - 1st half - Art.22a), R.2111/03 - marketing year 07/08 - R.2202/96, Art.3	---	---	---	---	---	---	---	0,0	17,0	---	1,0	---	---	---	---	---
05 02 08 09 1515 133	C1 Clementines - 3rd quarter - Art.22c), R.2111/03 - marketing year 07/08 - R.2202/96, Art.3	---	---	---	---	---	---	---	---	0,8	---	---	---	---	---	---	---
05 02 08 09 1515 133	NA Clementines - 3rd quarter - Art.22c), R.2111/03 - marketing year 07/08 - R.2202/96, Art.3	---	---	---	---	---	---	---	---	---	---	---	---	---	---	---	---
05 02 08 09 1515 133	Clementines - 3rd quarter - Art.22c), R.2111/03 - marketing year 07/08 - R.2202/96, Art.3	---	---	---	---	---	---	---	---	0,8	---	---	---	---	---	---	---
05 02 08 09 1515 134	C1 Satsumas - 1st half - Art.22a), R.2111/03 - marketing year 07/08 - R.2202/96, Art.3	---	---	---	---	---	---	---	---	1,9	---	0,0	---	---	---	---	---
05 02 08 09 1515 134	NA Satsumas - 1st half - Art.22a), R.2111/03 - marketing year 07/08 - R.2202/96, Art.3	---	---	---	---	---	---	---	---	---	---	---	---	---	---	---	---
05 02 08 09 1515 134	Satsumas - 1st half - Art.22a), R.2111/03 - marketing year 07/08 - R.2202/96, Art.3	---	---	---	---	---	---	---	---	1,9	---	0,0	---	---	---	---	---
05 02 08 09 1515 135	C1 Pomelos & grapefruits - 1st half - Art.22a), R.2111/03 - marketing year 07/08 - R.2202/96, Art.3	---	---	---	---	---	---	---	0,1	0,3	---	0,1	1,0	---	---	---	---
05 02 08 09 1515 135	NA Pomelos & grapefruits - 1st half - Art.22a), R.2111/03 - marketing year 07/08 - R.2202/96, Art.3	---	---	---	---	---	---	---	---	---	---	---	---	---	---	---	---
05 02 08 09 1515 135	Pomelos & grapefruits - 1st half - Art.22a), R.2111/03 - marketing year 07/08 - R.2202/96, Art.3	---	---	---	---	---	---	---	0,1	0,3	---	0,1	1,0	---	---	---	---
05 02 08 09 1515 136	C1 Pomelos & grapefruits - 2nd half - Art.22b), R.2111/03 - marketing year 07/08	---	---	---	---	---	---	---	---	0,0	---	---	---	---	---	---	---
05 02 08 09 1515 136	NA Pomelos & grapefruits - 2nd half - Art.22b), R.2111/03 - marketing year 07/08	---	---	---	---	---	---	---	---	---	---	---	---	---	---	---	---
05 02 08 09 1515 136	Pomelos & grapefruits - 2nd half - Art.22b), R.2111/03 - marketing year 07/08	---	---	---	---	---	---	---	---	0,0	---	---	---	---	---	---	---
05 02 08 09 1515 137	C1 Lemons - 1st half - Art.22a), R.2111/03 - marketing year 07/08 - R.2202/96, Art.3	---	---	---	---	---	---	---	---	3,6	---	10,2	0,1	---	---	---	---
05 02 08 09 1515 137	NA Lemons - 1st half - Art.22a), R.2111/03 - marketing year 07/08 - R.2202/96, Art.3	---	---	---	---	---	---	---	---	---	---	---	---	---	---	---	---
05 02 08 09 1515 137	Lemons - 1st half - Art.22a), R.2111/03 - marketing year 07/08 - R.2202/96, Art.3	---	---	---	---	---	---	---	---	3,6	---	10,2	0,1	---	---	---	---
05 02 08 09 1515 138	C1 Lemons - 2nd half - Art.22b), R.2111/03 - marketing year 07/08 - R.2202/96, Art.3	---	---	---	---	---	---	---	---	0,1	---	---	---	---	---	---	---
05 02 08 09 1515 138	NA Lemons - 2nd half - Art.22b), R.2111/03 - marketing year 07/08 - R.2202/96, Art.3	---	---	---	---	---	---	---	---	---	---	---	---	---	---	---	---
05 02 08 09 1515 138	Lemons - 2nd half - Art.22b), R.2111/03 - marketing year 07/08 - R.2202/96, Art.3	---	---	---	---	---	---	---	---	0,1	---	---	---	---	---	---	---
05 02 08 09	C1 Compensation to encourage processing of citrus fruits	---	---	---	---	---	---	---	29,1	103,8	---	59,5	2,9	---	---	---	---
05 02 08 09	NA Compensation to encourage processing of citrus fruits	---	---	---	---	---	---	---	---	---	---	---	---	---	---	---	---
05 02 08 09	Compensation to encourage processing of citrus fruits	---	---	---	---	---	---	---	29,1	103,8	---	59,5	2,9	---	---	---	---
05 02 08 10 3140 001	C1 Sorting and packing costs - free distribution - apples & pears - R.2200/96, Art.30(6)	0,0	---	---	---	---	---	---	---	0,3	0,0	0,1	---	---	---	---	---
05 02 08 10 3140 002	C1 Sorting and packing costs - free distribution - citrus fruits - R.2200/96, Art.30(6)	---	---	---	---	---	---	---	0,3	0,1	---	0,0	---	---	---	---	---
05 02 08 10 3140 003	C1 Sorting and packing costs - free distribution - other products - R.2200/96, Art.23(3)	0,0	---	---	---	---	---	---	---	0,3	0,0	0,1	---	---	---	---	---
05 02 08 10 3140 010	C1 Transport costs - free distribution - apples & pears - R.2200/96, Art.30(6)	0,0	---	---	---	---	---	---	---	0,2	0,0	0,0	---	---	---	---	---
05 02 08 10 3140 011	C1 Transport costs - free distribution - citrus fruits - R.2200/96, Art.30(6)	---	---	---	---	---	---	---	0,2	0,1	---	0,1	---	---	---	---	---
05 02 08 10 3140 012	C1 Transport costs - free distribution - other products - R.2200/96, Art.23(3)	0,0	---	---	---	---	---	---	---	0,1	0,0	0,1	---	---	---	---	---







En Millions d'euros

26/01/2009 15:36

FEAGA

II Dépenses

Part I - Page 25 / 85

Poste		BE	BG	CZ	DK	DE	EE	IE	GR	ES	FR	IT	CY	LV	LT	LU	HU
05 02 09 03 1612 097	Art.48 1a), R.1623/00 - neutral alcohol from wine and lees - aids without intervention - marketing year 06/07	---	---	---	---	---	---	---	---	---	---	---	---	---	---	---	---
05 02 09 03 1612 098	C1 Art.48 1 b), R.1623/00 - distillates/raw alcohol - marc - aid with intervention - marketing year 06/07	---	---	---	---	---	---	---	0,0	0,2	0,4	0,6	---	---	---	---	---
05 02 09 03 1612 099	C1 Art.48 1 b), R.1623/00 - spirits - marc - aids without intervention - marketing year 06/07	---	---	---	---	---	---	---	0,1	0,1	0,1	1,6	0,0	---	---	---	0,0
05 02 09 03 1612 100	C1 Art.48 1 b), R.1623/00 - supplementary aid - marketing year 06/07	---	---	---	---	---	---	---	---	0,3	---	0,4	---	---	---	---	0,0
05 02 09 03 1612 101	C1 Art.48 1 c), R.1623/00 - wine spirits/raw alcohol from wine and lees - aid with intervention - marketing year 06/07	---	---	---	---	---	---	---	0,1	---	0,4	1,7	---	---	---	---	---
05 02 09 03 1612 102	C1 Art.48 1 c), R.1623/00 - wine spirits/raw alcohol from wine and lees - aids without intervention - marketing year 06/07	---	---	---	---	---	---	---	---	0,4	0,0	0,0	0,0	---	---	---	---
05 02 09 03 1612 103	Art.71(6), R.1623/00 - producers - fortified wine/by products - marketing year 06/07	---	---	---	---	---	---	---	---	---	---	---	---	---	---	---	---
05 02 09 03 1612 104	Art.27, R.1493/99; Art.48 1a), R.1623/00 - neutral alcohol from marc - aid with intervention - marketing year 07/08	---	---	---	---	---	---	---	---	---	---	---	---	---	---	---	---
05 02 09 03 1612 105	Art.27, R.1493/99; Art.48 1a), R.1623/00 - neutral alcohol from marc - aids without intervention - marketing year 07/08	---	---	---	---	---	---	---	---	---	---	---	---	---	---	---	---
05 02 09 03 1612 106	Art.27, R.1493/99; Art.48 1a), R.1623/00 - neutral alcohol from wine and lees - aid with intervention - marketing year 07/08	---	---	---	---	---	---	---	---	---	---	---	---	---	---	---	---
05 02 09 03 1612 107	Art.27, R.1493/99; Art.48 1a), R.1623/00 - neutral alcohol from wine and lees - aids without intervention - marketing year 07/08	---	---	---	---	---	---	---	---	---	---	---	---	---	---	---	---
05 02 09 03 1612 108	C1 Art.27, R.1493/99; Art.48 1b), R.1623/00 - distillates/raw alcohol - marc - aid with intervention - marketing year 07/08	---	---	---	---	---	---	---	---	0,2	29,1	3,8	---	---	---	---	---
05 02 09 03 1612 109	C1 Art.27, R.1493/99; Art.48 1b), R.1623/00 - spirits - marc - aids without intervention - marketing year 07/08	---	---	---	---	---	---	---	0,2	9,2	0,1	3,6	---	---	---	---	0,1
05 02 09 03 1612 110	C1 Art.27, R.1493/99; Art.48 1b), R.1623/00 - supplementary aid - marketing year 07/08	---	---	---	---	---	---	---	---	7,3	---	3,0	---	---	---	---	---
05 02 09 03 1612 111	C1 Art.27, R.1493/99; Art.48 1c), R.1623/00 - wine spirits/raw alcohol from wine and lees - aid with intervention - marketing year 07/08	---	---	---	---	---	---	---	---	---	3,5	3,0	---	---	---	---	---
05 02 09 03 1612 112	C1 Art.27, R.1493/99; Art.48 1c), R.1623/00 - wine spirits/raw alcohol from wine and lees - aids without intervention - marketing year 07/08	---	---	---	---	---	---	---	---	5,1	0,0	---	---	---	---	---	---
05 02 09 03 1612 113	Art.71(6), R.1623/00 - producers - fortified wine/by products - marketing year 07/08	---	---	---	---	---	---	---	---	---	---	---	---	---	---	---	---
05 02 09 03	C1 Distillation of wine	---	---	---	---	0,6	---	---	1,4	139,4	54,0	36,4	0,2	---	---	---	0,6
05 02 09 04 1620 001	C1 Technical costs - raw alcohol - Art.27, 28 & 30, R.1493/99	---	---	---	---	---	---	---	0,4	3,7	4,3	3,5	0,0	---	---	---	0,2
05 02 09 04 1621 001	C1 Financial costs - raw alcohol - Art.27, 28 & 30, R.1493/99	---	---	---	---	---	---	---	0,2	1,9	1,8	1,6	0,0	---	---	---	0,1
05 02 09 04 1622 001	C1 Other public storage costs - raw alcohol - Art.27, 28, 30, R.1493/99	---	---	---	---	---	---	---	0,2	2,6	5,7	2,1	0,0	---	---	---	0,0
05 02 09 04 1622 002	C1 Other public storage costs - alcohol - Art.37, R.822/87	---	---	---	---	---	---	---	---	---	0,0	-0,0	---	---	---	---	---
05 02 09 04 1623 001	C1 Depreciation on purchase - raw alcohol - R.1883/78	---	---	---	---	---	---	---	0,3	22,8	26,0	13,8	0,1	---	---	---	1,5
05 02 09 04 1623 002	C1 Complementary depreciation - raw alcohol - R.1883/78	---	---	---	---	---	---	---	0,2	7,0	5,7	2,9	0,0	---	---	---	1,0
05 02 09 04 1625 001	C1 Aid - private storage - Art.29(6), R.1493/99 - secondary aid	---	---	---	---	0,0	---	---	---	5,4	3,5	5,6	---	---	---	---	---
05 02 09 04	C1 Storage measures for alcohol	---	---	---	---	0,0	---	---	1,2	43,4	47,0	29,4	0,2	---	---	---	2,8
05 02 09 05 1630 013	Aid - concentrated musts for enriching certain wines - marketing year 05/06 and earlier	---	---	---	---	---	---	---	---	---	---	---	---	---	---	---	---
05 02 09 05 1630 014	C1 Aid - concentrated musts for enriching certain wines - marketing year 06/07 - R.1493/99, Art.34 1a)	---	---	---	---	---	---	---	---	---	---	0,0	---	---	---	---	---
05 02 09 05 1630 015	C1 Aid - concentrated musts for enriching certain wines - marketing year 07/08 - R.1493/99, Art.34 1a)	---	---	---	---	---	---	---	0,5	---	0,2	1,9	---	---	---	---	0,1
05 02 09 05 1630 023	C1 Aid - processing into grape juice - marketing year 05/06 and earlier	---	---	---	---	---	---	---	---	---	---	0,1	---	---	---	---	---



En Millions d'euros

26/01/2009 15:36

Part I - Page 26 / 85

FEAGA

II Dépenses

Poste	BE	BG	CZ	DK	DE	EE	IE	GR	ES	FR	IT	CY	LV	LT	LU	HU
05 02 09 05 1630 024 C1 Aid - processing into grape juice - marketing year 06/07 - R.1493/99, Art.35 1a)	---	---	---	---	---	---	---	0,3	3,7	0,7	8,4	0,0	---	---	---	---
05 02 09 05 1630 025 C1 Aid - processing into grape juice - marketing year 07/08 - R.1493/99, Art.35 1a)	---	---	---	---	0,1	---	---	0,5	20,4	4,5	17,0	0,0	---	---	---	---
05 02 09 05 1630 052 C1 Aid - concentrated and rectified musts for enriching certain wines - marketing year 05/06 and earlier	---	---	---	---	---	---	---	---	---	---	1,0	---	---	---	---	---
05 02 09 05 1630 053 C1 Aid - concentrated and rectified musts for enriching certain wines - marketing year 06/07 - R.1493/99, Art.34 1b)	---	---	---	---	---	---	---	---	---	0,0	0,1	---	---	---	---	---
05 02 09 05 1630 054 C1 Aid - concentrated and rectified musts for enriching certain wines - marketing year 07/08 - R.1493/99, Art.34 1b)	---	---	0,5	---	17,6	---	---	0,7	---	11,2	68,6	---	---	---	0,4	1,1
05 02 09 05 1630 099 C1 Other aids - R.1493/99, Art.35 1b)&c) - marketing year 06/07 - IE, UK	---	---	---	---	---	---	---	---	---	---	---	---	---	---	---	---
05 02 09 05 1630 100 C1 Other aids - R.1493/99, Art.35 1b)&c) - marketing year 07/08 - IE, UK	---	---	---	---	---	---	---	---	---	---	---	---	---	---	---	---
05 02 09 05 C1 Aid for the use of must	---	---	0,5	---	17,7	---	---	2,0	24,1	16,6	97,2	0,0	---	---	0,4	1,2
05 02 09 06 1640 017 Marketing year - 04/05 and earlier	---	---	---	---	---	---	---	---	---	---	---	---	---	---	---	---
05 02 09 06 1640 018 C1 Marketing year - 05/06	---	---	---	---	---	---	---	---	---	0,0	---	---	---	---	---	0,0
05 02 09 06 1640 019 C1 Marketing year - 06/07 - R.1493/99, Art.8	---	---	---	---	---	---	---	---	---	18,4	---	---	---	---	---	10,6
05 02 09 06 1640 019 NA Marketing year - 06/07 - R.1493/99, Art.8	---	---	---	---	---	---	---	---	---	---	---	---	---	---	---	---
05 02 09 06 1640 019 Marketing year - 06/07 - R.1493/99, Art.8	---	---	---	---	---	---	---	---	---	18,4	---	---	---	---	---	10,6
05 02 09 06 1640 020 C1 Marketing year - 07/08 - R.1493/99, Art.8	---	---	---	---	0,1	---	---	---	---	68,5	---	---	---	---	0,0	---
05 02 09 06 1640 020 NA Marketing year - 07/08 - R.1493/99, Art.8	---	---	---	---	---	---	---	---	---	---	---	---	---	---	---	---
05 02 09 06 1640 020 Marketing year - 07/08 - R.1493/99, Art.8	---	---	---	---	0,1	---	---	---	---	68,5	---	---	---	---	0,0	---
05 02 09 06 C1 Permanent abandonment premiums for areas under vines	---	---	---	---	0,1	---	---	---	---	86,9	---	---	---	---	0,0	10,6
05 02 09 06 NA Permanent abandonment premiums for areas under vines	---	---	---	---	---	---	---	---	---	---	---	---	---	---	---	---
05 02 09 06 Permanent abandonment premiums for areas under vines	---	---	---	---	0,1	---	---	---	---	86,9	---	---	---	---	0,0	10,6
05 02 09 07 1650 008 C1 Marketing year 04/05 and earlier	---	---	---	---	-0,0	---	---	---	-0,3	---	-2,5	---	---	---	---	---
05 02 09 07 1650 009 C1 Marketing year 05/06 - decision 2005/716/EC & 2006/669/EC	---	---	---	---	-0,0	---	---	---	-0,2	---	-0,5	---	---	---	---	-0,0
05 02 09 07 1650 010 C1 Marketing year 06/07 - decision 2006/701/EC & 2007/381/EC & 2007/653/EC	---	---	---	---	-0,1	---	---	---	-0,3	---	-0,4	---	---	---	---	-0,1
05 02 09 07 1650 011 C1 Marketing year 07/08 - decision 2007/719/EC & 2008/799/EC	---	9,0	11,5	---	12,1	---	---	6,4	162,4	68,9	99,6	2,1	---	---	0,0	13,2
05 02 09 07 1650 011 NA Marketing year 07/08 - decision 2007/719/EC & 2008/799/EC	---	---	---	---	---	---	---	---	---	---	---	---	---	---	---	---
05 02 09 07 1650 011 Marketing year 07/08 - decision 2007/719/EC & 2008/799/EC	---	9,0	11,5	---	12,1	---	---	6,4	162,4	68,9	99,6	2,1	---	---	0,0	13,2
05 02 09 07 C1 Restructuring and conversion of vineyards	---	9,0	11,5	---	12,0	---	---	6,4	161,7	68,9	96,2	2,1	---	---	0,0	13,1
05 02 09 07 NA Restructuring and conversion of vineyards	---	---	---	---	---	---	---	---	---	---	---	---	---	---	---	---
05 02 09 07 Restructuring and conversion of vineyards	---	9,0	11,5	---	12,0	---	---	6,4	161,7	68,9	96,2	2,1	---	---	0,0	13,1
05 02 09 99 1690 101 C1 Others	---	---	---	---	---	---	---	---	---	---	1,9	---	---	---	---	---
05 02 09 99 1690 101 NA Others	---	---	---	---	---	---	---	---	---	---	---	---	---	---	---	---
05 02 09 99 1690 101 Others	---	---	---	---	---	---	---	---	---	---	1,9	---	---	---	---	---











En Millions d'euros

26/01/2009 15:36

FEAGA

II Dépenses

Part I - Page 32 / 85

Poste		BE	BG	CZ	DK	DE	EE	IE	GR	ES	FR	IT	CY	LV	LT	LU	HU
05 02 10 01 3800 458	Live plants & floriculture products - R.94/02 - decision C(05)1767 - 1st part - contract 3	---	---	---	---	---	---	---	---	---	---	---	---	---	---	---	---
05 02 10 01 3800 459 C1	Live plants & floriculture products (R.1071/05) - decision C(06)6 - AT - programme 2	---	---	---	---	---	---	---	---	---	---	---	---	---	---	---	---
05 02 10 01 3800 459 C4	Live plants & floriculture products (R.1071/05) - decision C(06)6 - AT - programme 2	---	---	---	---	---	---	---	---	---	---	---	---	---	---	---	---
05 02 10 01 3800 459 NA	Live plants & floriculture products (R.1071/05) - decision C(06)6 - AT - programme 2	---	---	---	---	---	---	---	---	---	---	---	---	---	---	---	---
05 02 10 01 3800 459	Live plants & floriculture products (R.1071/05) - decision C(06)6 - AT - programme 2	---	---	---	---	---	---	---	---	---	---	---	---	---	---	---	---
05 02 10 01 3800 460 C1	Live plants & floriculture products (R.1071/05) - decision C(06)6 - NL - programme 2	---	---	---	---	---	---	---	---	---	---	---	---	---	---	---	---
05 02 10 01 3800 461 C1	Live plants & floriculture products - R.1071/05 - decision C(06)3079 - NL - programme 1	---	---	---	---	---	---	---	---	---	---	---	---	---	---	---	---
05 02 10 01 3800 461 NA	Live plants & floriculture products - R.1071/05 - decision C(06)3079 - NL - programme 1	---	---	---	---	---	---	---	---	---	---	---	---	---	---	---	---
05 02 10 01 3800 461	Live plants & floriculture products - R.1071/05 - decision C(06)3079 - NL - programme 1	---	---	---	---	---	---	---	---	---	---	---	---	---	---	---	---
05 02 10 01 3800 462 C1	Live plants & floriculture products - R.1071/05 - decision C(06)3079 - DE - programme 3	---	---	---	---	0,9	---	---	---	---	---	---	---	---	---	---	---
05 02 10 01 3800 463 C1	Live plants & floriculture products - R.1071/05 - decision C(06)3079 - multinat. contract - DE, NL - programme 2	---	---	---	---	0,1	---	---	---	---	---	---	---	---	---	---	---
05 02 10 01 3800 463 NA	Live plants & floriculture products - R.1071/05 - decision C(06)3079 - multinat. contract - DE, NL - programme 2	---	---	---	---	---	---	---	---	---	---	---	---	---	---	---	---
05 02 10 01 3800 463	Live plants & floriculture products - R.1071/05 - decision C(06)3079 - multinat. contract - DE, NL - programme 2	---	---	---	---	0,1	---	---	---	---	---	---	---	---	---	---	---
05 02 10 01 3800 470 C1	Products PDO - R.94/02 - decision C(04)2000 - 1st part - contract 1	0,0	---	---	---	---	---	---	---	---	---	---	---	---	---	---	---
05 02 10 01 3800 471	Products PDO - R.94/02 - decision C(05)1767 - 1st part - contract 1	---	---	---	---	---	---	---	---	---	---	---	---	---	---	---	---
05 02 10 01 3800 472 C1	Products PDO, PGI (R.1071/05) - decision C(06)6 - DE - programme 1	---	---	---	---	0,1	---	---	---	---	---	---	---	---	---	---	---
05 02 10 01 3800 473 C1	Products PDO, PGI (R.1071/05) - decision C(06)6 - ES - programme 1	---	---	---	---	---	---	---	---	0,2	---	---	---	---	---	---	---
05 02 10 01 3800 473 C4	Products PDO, PGI (R.1071/05) - decision C(06)6 - ES - programme 1	---	---	---	---	---	---	---	---	0,2	---	---	---	---	---	---	---
05 02 10 01 3800 473 NA	Products PDO, PGI (R.1071/05) - decision C(06)6 - ES - programme 1	---	---	---	---	---	---	---	---	---	---	---	---	---	---	---	---
05 02 10 01 3800 473	Products PDO, PGI (R.1071/05) - decision C(06)6 - ES - programme 1	---	---	---	---	---	---	---	---	0,4	---	---	---	---	---	---	---
05 02 10 01 3800 474 C1	Products PDO, PGI (R.1071/05) - decision C(06)6 - FR - programme 3	---	---	---	---	---	---	---	---	---	1,0	---	---	---	---	---	---
05 02 10 01 3800 474 NA	Products PDO, PGI (R.1071/05) - decision C(06)6 - FR - programme 3	---	---	---	---	---	---	---	---	---	---	---	---	---	---	---	---
05 02 10 01 3800 474	Products PDO, PGI (R.1071/05) - decision C(06)6 - FR - programme 3	---	---	---	---	---	---	---	---	---	1,0	---	---	---	---	---	---
05 02 10 01 3800 475 C1	Products PDO, PGI - R.1071/05 - decision C(06)3079 - PT - programme 1	---	---	---	---	---	---	---	---	---	---	---	---	---	---	---	---
05 02 10 01 3800 476 C1	Products PDO, PGI - R.1071/05 - decision C(06)3079 - IT - programme 2	---	---	---	---	---	---	---	---	---	---	0,1	---	---	---	---	---
05 02 10 01 3800 477 C1	Measures within the Union - R.1071/05 - decision C(06)6458 - programme 1 - DE	---	---	---	---	1,3	---	---	---	---	---	---	---	---	---	---	---
05 02 10 01 3800 478 C1	Measures within the Union - R.1071/05 - decision C(07)3299 - multinat. contract - programme 1 - FR, IT, NL	---	---	---	---	---	---	---	---	---	0,7	0,3	---	---	---	---	---
05 02 10 01 3800 478 C4	Measures within the Union - R.1071/05 - decision C(07)3299 - multinat. contract - programme 1 - FR, IT, NL	---	---	---	---	---	---	---	---	---	0,3	---	---	---	---	---	---
05 02 10 01 3800 478 NA	Measures within the Union - R.1071/05 - decision C(07)3299 - multinat. contract - programme 1 - FR, IT, NL	---	---	---	---	---	---	---	---	---	---	---	---	---	---	---	---
05 02 10 01 3800 478	Measures within the Union - R.1071/05 - decision C(07)3299 - multinat. contract - programme 1 - FR, IT, NL	---	---	---	---	---	---	---	---	---	1,0	0,3	---	---	---	---	---
05 02 10 01 3800 479 C1	Measures within the Union - R.1071/05 - decision C(07)3299 - programme 1 - CZ, DE, EL, ES, FR, IT, HU, NL, AT, PL, PT	---	---	0,3	---	0,1	---	---	---	0,5	0,6	0,1	---	---	---	---	0,0





En Millions d'euros

26/01/2009 15:36

FEAGA

II Dépenses

Part I - Page 34 / 85

Poste	BE	BG	CZ	DK	DE	EE	IE	GR	ES	FR	IT	CY	LV	LT	LU	HU
05 02 10 01 3801 018 C1 Third countries - R.2879/00 - decision C(04)817 - contract 4	---	---	---	---	---	---	---	---	---	---	---	---	---	---	---	---
05 02 10 01 3801 020 C1 Third countries - R.2879/00 - decision C(04)3536 - contract 2	---	---	---	---	---	---	---	---	---	---	0,0	---	---	---	---	---
05 02 10 01 3801 021 C1 Third countries - R.2879/00 - decision C(04)3536 - contract 3	---	---	---	---	---	---	---	---	---	---	-0,0	---	---	---	---	---
05 02 10 01 3801 022 C1 Third countries - R.2879/00 - decision C(04)3536 - contract 4	---	---	---	---	---	---	---	---	---	---	-0,0	---	---	---	---	---
05 02 10 01 3801 023 Third countries - R.2879/00 - decision C(04)3536 - contract 5	---	---	---	---	---	---	---	---	---	---	---	---	---	---	---	---
05 02 10 01 3801 024 C1 Third countries - R.2879/00 - decision C(04)3536 - contract 6	---	---	---	---	---	---	---	---	---	---	0,1	---	---	---	---	---
05 02 10 01 3801 025 C1 Third countries - R.2879/00 - decision C(04)3536 - contract 7	---	---	---	---	---	---	---	---	---	---	---	---	---	---	---	---
05 02 10 01 3801 026 Third countries - R.2879/00 - decision C(05)615 - contract 1	---	---	---	---	---	---	---	---	---	---	---	---	---	---	---	---
05 02 10 01 3801 027 C1 Third countries - R.2879/00 - decision C(05)615 - contract 2	---	---	---	---	---	---	---	0,3	---	---	---	---	---	---	---	---
05 02 10 01 3801 028 C1 Third countries - R.2879/00 - decision C(05)615 - contract 3	---	---	---	---	---	---	---	---	---	---	-0,1	---	---	---	---	---
05 02 10 01 3801 029 Third countries - R.2879/00 - decision C(05)615 - contract 4	---	---	---	---	---	---	---	---	---	---	---	---	---	---	---	---
05 02 10 01 3801 030 C1 Third countries - R.2879/00 - decision C(05)615 - contract 5	---	---	---	---	---	---	---	---	---	---	0,1	---	---	---	---	---
05 02 10 01 3801 031 Third countries - R.2879/00 - decision C(05)615 - contract 6	---	---	---	---	---	---	---	---	---	---	---	---	---	---	---	---
05 02 10 01 3801 032 C1 Third countries - R.2879/00 - decision C(05)615 - contract 7	---	---	---	---	---	---	---	---	---	---	---	---	---	---	---	---
05 02 10 01 3801 032 C4 Third countries - R.2879/00 - decision C(05)615 - contract 7	---	---	---	---	---	---	---	---	---	---	---	---	---	---	---	---
05 02 10 01 3801 032 NA Third countries - R.2879/00 - decision C(05)615 - contract 7	---	---	---	---	---	---	---	---	---	---	---	---	---	---	---	---
05 02 10 01 3801 032 Third countries - R.2879/00 - decision C(05)615 - contract 7	---	---	---	---	---	---	---	---	---	---	---	---	---	---	---	---
05 02 10 01 3801 033 C1 Third countries - R.1346/05 - decision C(05)4082 - EL - programme 1	---	---	---	---	---	---	---	0,0	---	---	---	---	---	---	---	---
05 02 10 01 3801 034 C1 Third countries - R.1346/05 - decision C(05)4082 - EL - programme 2	---	---	---	---	---	---	---	1,2	---	---	---	---	---	---	---	---
05 02 10 01 3801 034 NA Third countries - R.1346/05 - decision C(05)4082 - EL - programme 2	---	---	---	---	---	---	---	---	---	---	---	---	---	---	---	---
05 02 10 01 3801 034 Third countries - R.1346/05 - decision C(05)4082 - EL - programme 2	---	---	---	---	---	---	---	1,2	---	---	---	---	---	---	---	---
05 02 10 01 3801 035 Third countries - R.1346/05 - decision C(05)4082 - IT - programme 1	---	---	---	---	---	---	---	---	---	---	---	---	---	---	---	---
05 02 10 01 3801 036 C1 Third countries - R.1346/05 - decision C(05)4082 - IT - programme 2	---	---	---	---	---	---	---	---	---	---	0,5	---	---	---	---	---
05 02 10 01 3801 037 C1 Third countries - R.1346/05 - decision C(05)4082 - IT - programme 3	---	---	---	---	---	---	---	---	---	---	0,0	---	---	---	---	---
05 02 10 01 3801 038 C1 Third countries - R.1346/05 - decision C(05)4082 - IT - programme 4	---	---	---	---	---	---	---	---	---	---	0,3	---	---	---	---	---
05 02 10 01 3801 039 C1 Third countries - R.1346/05 - decision C(05)4082 - IT - programme 5	---	---	---	---	---	---	---	---	---	---	0,3	---	---	---	---	---
05 02 10 01 3801 040 C1 Third countries - R.1346/05 - decision C(05)4082 - CY - programme 1	---	---	---	---	---	---	---	---	---	---	---	0,3	---	---	---	---
05 02 10 01 3801 040 NA Third countries - R.1346/05 - decision C(05)4082 - CY - programme 1	---	---	---	---	---	---	---	---	---	---	---	---	---	---	---	---
05 02 10 01 3801 040 Third countries - R.1346/05 - decision C(05)4082 - CY - programme 1	---	---	---	---	---	---	---	---	---	---	---	0,3	---	---	---	---
05 02 10 01 3801 041 C1 Third countries - R.1346/05 - decision C(05)4082 - CY - programme 2	---	---	---	---	---	---	---	---	---	---	---	0,2	---	---	---	---
05 02 10 01 3801 042 C1 Third countries - R.1346/05 - decision C(05)4082 - LT - programme 1	---	---	---	---	---	---	---	---	---	---	---	---	---	0,6	---	---

En Millions d'euros

26/01/2009 15:36

Part I - Page 35 / 85

FEAGA

II Dépenses

Poste	BE	BG	CZ	DK	DE	EE	IE	GR	ES	FR	IT	CY	LV	LT	LU	HU
05 02 10 01 3801 043 C1 Third countries - R.1346/05 - decision C(05)4082 - NL - programme 1	---	---	---	---	---	---	---	---	---	---	---	---	---	---	---	---
05 02 10 01 3801 044 C1 Third countries - R.1346/05 - decision C(05)4082 - NL - programme 2	---	---	---	---	---	---	---	---	---	---	---	---	---	---	---	---
05 02 10 01 3801 045 C1 Third countries - R.1346/05 - decision C(05)4082 - NL - programme 3	---	---	---	---	---	---	---	---	---	---	---	---	---	---	---	---
05 02 10 01 3801 046 Third countries - R.1346/05 - decision C(05)4082 - PL - programme 1	---	---	---	---	---	---	---	---	---	---	---	---	---	---	---	---
05 02 10 01 3801 047 C1 Third countries - R.1346/05 - decision C(06)796 - EL - programme 1	---	---	---	---	---	---	---	0,2	---	---	---	---	---	---	---	---
05 02 10 01 3801 048 C1 Third countries - R.1346/05 - decision C(06)796 - EL - programme 2	---	---	---	---	---	---	---	0,3	---	---	---	---	---	---	---	---
05 02 10 01 3801 049 C1 Third countries - R.1346/05 - decision C(06)796 - EL - programme 3	---	---	---	---	---	---	---	0,3	---	---	---	---	---	---	---	---
05 02 10 01 3801 050 C1 Third countries - R.1346/05 - decision C(06)796 - IT - programme 1	---	---	---	---	---	---	---	---	---	---	0,1	---	---	---	---	---
05 02 10 01 3801 051 C1 Third countries - R.1346/05 - decision C(06)796 - IT - programme 2	---	---	---	---	---	---	---	---	---	---	0,3	---	---	---	---	---
05 02 10 01 3801 051 C4 Third countries - R.1346/05 - decision C(06)796 - IT - programme 2	---	---	---	---	---	---	---	---	---	---	0,1	---	---	---	---	---
05 02 10 01 3801 051 NA Third countries - R.1346/05 - decision C(06)796 - IT - programme 2	---	---	---	---	---	---	---	---	---	---	---	---	---	---	---	---
05 02 10 01 3801 051 Third countries - R.1346/05 - decision C(06)796 - IT - programme 2	---	---	---	---	---	---	---	---	---	---	0,4	---	---	---	---	---
05 02 10 01 3801 052 C1 Third countries - R.1346/05 - decision C(06)796 - IT - programme 3	---	---	---	---	---	---	---	---	---	---	0,5	---	---	---	---	---
05 02 10 01 3801 053 C1 Third countries - R.1346/05 - decision C(06)796 - PT - programme 1	---	---	---	---	---	---	---	---	---	---	---	---	---	---	---	---
05 02 10 01 3801 404 Third countries - R.2879/00 - decision C(01)4005 - multinat. contract 4	---	---	---	---	---	---	---	---	---	---	---	---	---	---	---	---
05 02 10 01 3801 405 Third countries - R.2879/00 - decision C(01)4005 - multinat. contract 5	---	---	---	---	---	---	---	---	---	---	---	---	---	---	---	---
05 02 10 01 3801 406 Third countries - R.2879/00 - decision C(03)15 - multinat. contract 1	---	---	---	---	---	---	---	---	---	---	---	---	---	---	---	---
05 02 10 01 3801 408 Third countries - R.2879/00 - decision C(03)3404 - multinat. contract 1	---	---	---	---	---	---	---	---	---	---	---	---	---	---	---	---
05 02 10 01 3801 409 C1 Third countries - R.2879/00 - decision C(03)3404 - multinat. contract 2	---	---	---	---	---	---	---	---	---	0,0	---	---	---	---	---	---
05 02 10 01 3801 410 Third countries - R.2879/00 - decision C(03)3404 - multinat. contract 3	---	---	---	---	---	---	---	---	---	---	---	---	---	---	---	---
05 02 10 01 3801 411 C1 Third countries - R.2879/00 - decision C(04)817 - multinat. contract 1	---	---	---	---	---	---	---	---	---	0,1	---	---	---	---	---	---
05 02 10 01 3801 412 C1 Third countries - R.2879/00 - decision C(04)3536 - multinat. contract 1	---	---	---	0,2	---	---	---	---	---	0,0	---	---	---	---	---	---
05 02 10 01 3801 413 C1 Third countries - R.2879/00 - decision C(05)615 - multinat. contract 1	---	---	---	---	---	---	---	---	0,1	0,1	---	---	---	---	---	---
05 02 10 01 3801 413 NA Third countries - R.2879/00 - decision C(05)615 - multinat. contract 1	---	---	---	---	---	---	---	---	---	---	---	---	---	---	---	---
05 02 10 01 3801 413 Third countries - R.2879/00 - decision C(05)615 - multinat. contract 1	---	---	---	---	---	---	---	---	0,1	0,1	---	---	---	---	---	---
05 02 10 01 3801 414 C1 Third countries - R.2879/00 - decision C(05)615 - multinat. contract 2	---	---	---	---	---	---	---	---	---	0,4	0,0	---	---	---	---	---
05 02 10 01 3801 415 C1 Third countries - R.2879/00 - decision C(05)615 - multinat. contract 3	---	---	---	---	0,3	---	---	---	---	---	---	---	---	---	---	---
05 02 10 01 3801 416 C1 Third countries - R.1346/05 - decision C(05)4082 - multinat. contract - ES, FR - programme 1	---	---	---	---	---	---	---	---	0,0	0,1	---	---	---	---	---	---
05 02 10 01 3801 417 C1 Third countries - R.1346/05 - decision C(06)796 - multinat. contract - IT, FR - programme 1	---	---	---	---	---	---	---	---	---	0,2	0,1	---	---	---	---	---
05 02 10 01 3801 418 C1 Third countries - R.1346/05 - decision C(06)5987 - programme 1 - CY, DE, EL, IT, NL, PL, PT	---	---	---	---	0,2	---	---	0,4	---	---	0,1	0,2	---	---	---	---
05 02 10 01 3801 418 C4 Third countries - R.1346/05 - decision C(06)5987 - programme 1 - CY, DE, EL, IT, NL, PL, PT	---	---	---	---	---	---	---	---	---	---	0,0	0,0	---	---	---	---



En Millions d'euros

26/01/2009 15:36

FEAGA

II Dépenses

Part I - Page 37 / 85

Poste		BE	BG	CZ	DK	DE	EE	IE	GR	ES	FR	IT	CY	LV	LT	LU	HU
05 02 10 02	C1 Promotion measures — Direct payments by the European Community	---	---	---	---	---	---	---	---	---	---	---	---	---	---	---	---
05 02 10 99 0000 006	Others	---	---	---	---	---	---	---	---	---	---	---	---	---	---	---	---
05 02 10 99	Other measures (promotion)	---	---	---	---	---	---	---	---	---	---	---	---	---	---	---	---
05 02 10	C1 Promotion	1,5	---	0,3	0,6	6,2	0,0	0,0	5,7	4,2	7,3	8,5	1,5	0,1	0,6	---	0,2
05 02 10	C4 Promotion	---	---	---	---	---	---	---	---	0,4	0,3	0,2	0,0	---	---	---	---
05 02 10	NA Promotion	---	---	---	---	---	---	---	---	---	---	---	---	---	---	---	---
05 02 10	Promotion	1,5	---	0,3	0,6	6,2	0,0	0,0	5,7	4,6	7,6	8,6	1,5	0,1	0,6	---	0,2
05 02 11 01 1300 031	C1 Production aid - dried fodder - R.603/95, Art.3(3) - marketing year 04/05 and earlier	---	---	---	---	---	---	---	---	---	0,2	---	---	---	---	---	---
05 02 11 01 1300 033	C1 Production aid - dried fodder - R.603/95, Art.3(2) - marketing year 04/05 and earlier	---	---	---	---	---	---	---	---	0,0	---	---	---	---	---	---	---
05 02 11 01 1300 035	C1 Production aid - dried fodder - R.1786/03, Art.7 - marketing year 05/06	---	---	---	---	---	---	---	---	0,1	---	-0,0	---	---	---	---	---
05 02 11 01 1300 037	C1 Production aid - dried fodder - R.1786/03, Art.7 - marketing year 06/07	---	---	---	---	---	---	---	0,0	0,4	0,0	0,1	---	---	---	---	---
05 02 11 01 1300 038	Production aid - dried fodder - R.1786/03, Art.7; R.382/05, Art.34a) - marketing year 06/07	---	---	---	---	---	---	---	---	---	---	---	---	---	---	---	---
05 02 11 01 1300 039	C1 Production aid - dried fodder - R.1786/03, Art.7 - advances - marketing year 07/08	---	---	0,6	2,0	2,8	---	0,1	-0,3	21,2	11,1	17,4	---	---	0,0	---	0,5
05 02 11 01 1300 040	C1 Production aid - dried fodder - R.1786/03, Art.7 - balance - marketing year 07/08	---	---	0,4	0,7	2,1	---	0,0	1,0	14,5	7,4	7,7	---	---	0,0	---	0,4
05 02 11 01 1300 041	C1 Production aid - dried fodder - R.1786/03, Art.7 - advances - marketing year 08/09	---	---	0,1	0,4	4,1	---	0,0	0,3	19,2	10,5	3,9	---	---	0,0	---	0,0
05 02 11 01	C1 Dried fodder	---	---	1,1	3,1	8,9	---	0,1	1,1	55,3	29,1	29,0	---	---	0,0	---	1,0
05 02 11 04 0000 997	C1 Posei - supply arrangements - old programmes	---	---	---	---	---	---	---	---	0,0	---	---	---	---	---	---	---
05 02 11 04 0000 998	C1 Posei - other measures - old programmes	---	---	---	---	---	---	---	---	---	---	---	---	---	---	---	---
05 02 11 04 0000 998	NA Posei - other measures - old programmes	---	---	---	---	---	---	---	---	---	---	---	---	---	---	---	---
05 02 11 04 0000 998	Posei - other measures - old programmes	---	---	---	---	---	---	---	---	---	---	---	---	---	---	---	---
05 02 11 04 3200 031	Poseidom - supply arrangements - plant products - cereals - R.247/06, title II - calendar year 2006	---	---	---	---	---	---	---	---	---	---	---	---	---	---	---	---
05 02 11 04 3200 032	Poseidom - supply arrangements - plant products - others - R.247/06, title II - calendar year 2006	---	---	---	---	---	---	---	---	---	---	---	---	---	---	---	---
05 02 11 04 3200 041	Poseidom - supply arrangements - livestock products - milk products - R.247/06, title II - calendar year 2006	---	---	---	---	---	---	---	---	---	---	---	---	---	---	---	---
05 02 11 04 3200 042	Poseidom - supply arrangements - livestock products - others - R.247/06, title II - calendar year 2006	---	---	---	---	---	---	---	---	---	---	---	---	---	---	---	---
05 02 11 04 3200 051	C1 Poseidom - supply arrangements - plant products - cereals - R.247/06, title II - calendar year 2007	---	---	---	---	---	---	---	---	---	6,6	---	---	---	---	---	---
05 02 11 04 3200 052	C1 Poseidom - supply arrangements - plant products - others - R.247/06, title II - calendar year 2007	---	---	---	---	---	---	---	---	---	0,7	---	---	---	---	---	---
05 02 11 04 3200 061	C1 Poseidom - supply arrangements - livestock products - milk products - R.247/06, title II - calendar year 2007	---	---	---	---	---	---	---	---	---	0,1	---	---	---	---	---	---
05 02 11 04 3200 062	Poseidom - supply arrangements - livestock products - others - R.247/06, title II - calendar year 2007	---	---	---	---	---	---	---	---	---	---	---	---	---	---	---	---
05 02 11 04 3200 063	C1 Poseidom - supply arrangements - plant products - cereals - R.247/06, title II - calendar year 2008	---	---	---	---	---	---	---	---	---	11,5	---	---	---	---	---	---
05 02 11 04 3200 063	NA Poseidom - supply arrangements - plant products - cereals - R.247/06, title II - calendar year 2008	---	---	---	---	---	---	---	---	---	---	---	---	---	---	---	---
05 02 11 04 3200 063	Poseidom - supply arrangements - plant products - cereals - R.247/06, title II - calendar year 2008	---	---	---	---	---	---	---	---	---	11,5	---	---	---	---	---	---

En Millions d'euros

26/01/2009 15:36

FEAGA

II Dépenses

Part I - Page 38 / 85

Poste	BE	BG	CZ	DK	DE	EE	IE	GR	ES	FR	IT	CY	LV	LT	LU	HU
05 02 11 04 3200 064 C1 Poseidom - supply arrangements - plant products - others - R.247/06, title II - calendar year 2008	---	---	---	---	---	---	---	---	---	1,2	---	---	---	---	---	---
05 02 11 04 3200 064 NA Poseidom - supply arrangements - plant products - others - R.247/06, title II - calendar year 2008	---	---	---	---	---	---	---	---	---	---	---	---	---	---	---	---
05 02 11 04 3200 064 Poseidom - supply arrangements - plant products - others - R.247/06, title II - calendar year 2008	---	---	---	---	---	---	---	---	---	1,2	---	---	---	---	---	---
05 02 11 04 3200 065 C1 Poseidom - supply arrangements - livestock products - milk products - R.247/06, title II - calendar year 2008	---	---	---	---	---	---	---	---	---	0,4	---	---	---	---	---	---
05 02 11 04 3200 065 NA Poseidom - supply arrangements - livestock products - milk products - R.247/06, title II - calendar year 2008	---	---	---	---	---	---	---	---	---	---	---	---	---	---	---	---
05 02 11 04 3200 065 Poseidom - supply arrangements - livestock products - milk products - R.247/06, title II - calendar year 2008	---	---	---	---	---	---	---	---	---	0,4	---	---	---	---	---	---
05 02 11 04 3200 066 Poseidom - supply arrangements - livestock products - others - R.247/06, title II - calendar year 2008	---	---	---	---	---	---	---	---	---	---	---	---	---	---	---	---
05 02 11 04 3201 021 Poseidom - plant products - aid for processing sugar cane into rum - R.247/06, title III - calendar year 2006	---	---	---	---	---	---	---	---	---	---	---	---	---	---	---	---
05 02 11 04 3201 022 Poseidom - plant products - aid for local marketing of fruit and vegetables - R.247/06, title III - calendar year 2006	---	---	---	---	---	---	---	---	---	---	---	---	---	---	---	---
05 02 11 04 3201 023 C1 Poseidom - plant products - marketing outside the production region - R.247/06, title III - calendar year 2006	---	---	---	---	---	---	---	---	---	0,0	---	---	---	---	---	---
05 02 11 04 3201 024 Poseidom - plant products - aid for marketing rice harvested in Guiana - R.247/06, title III - calendar year 2006	---	---	---	---	---	---	---	---	---	---	---	---	---	---	---	---
05 02 11 04 3201 025 Poseidom - plant products - processing aid - fruits & vegetables - R.247/06, title III - calendar year 2006	---	---	---	---	---	---	---	---	---	---	---	---	---	---	---	---
05 02 11 04 3201 026 C1 Poseidom - plant products - aid, sugar industries - R.247/06, title III - calendar year 2006	---	---	---	---	---	---	---	---	---	---	---	---	---	---	---	---
05 02 11 04 3201 027 Poseidom - plant products - aid to interprofessional organisations - R.247/06, title III - calendar year 2006	---	---	---	---	---	---	---	---	---	---	---	---	---	---	---	---
05 02 11 04 3201 028 Poseidom - plant products - other payments - R.247/06, title III - calendar year 2006	---	---	---	---	---	---	---	---	---	---	---	---	---	---	---	---
05 02 11 04 3201 029 Poseidom - plant products - production aid for essential oils & hydrolats - R.247/06, title III - calendar year 2006	---	---	---	---	---	---	---	---	---	---	---	---	---	---	---	---
05 02 11 04 3201 030 C1 Poseidom - plant products - aid for processing sugar cane into rum - R.247/06, title III - calendar year 2007	---	---	---	---	---	---	---	---	---	5,6	---	---	---	---	---	---
05 02 11 04 3201 031 C1 Poseidom - plant products - aid for local marketing of fruit and vegetables - R.247/06, title III - calendar year 2007	---	---	---	---	---	---	---	---	---	7,6	---	---	---	---	---	---
05 02 11 04 3201 032 C1 Poseidom - plant products - marketing outside the production region - R.247/06, title III - calendar year 2007	---	---	---	---	---	---	---	---	---	2,8	---	---	---	---	---	---
05 02 11 04 3201 033 Poseidom - plant products - aid for marketing rice harvested in Guiana - R.247/06, title III - calendar year 2007	---	---	---	---	---	---	---	---	---	---	---	---	---	---	---	---
05 02 11 04 3201 034 C1 Poseidom - plant products - processing aid - fruits & vegetables - R.247/06, title III - calendar year 2007	---	---	---	---	---	---	---	---	---	1,2	---	---	---	---	---	---
05 02 11 04 3201 035 C1 Poseidom - plant products - aid, sugar industries - R.247/06, title III - calendar year 2007	---	---	---	---	---	---	---	---	---	48,7	---	---	---	---	---	---
05 02 11 04 3201 036 Poseidom - plant products - aid to interprofessional organisations - R.247/06, title III - calendar year 2007	---	---	---	---	---	---	---	---	---	---	---	---	---	---	---	---
05 02 11 04 3201 037 C1 Poseidom - plant products - other payments - R.247/06, title III - calendar year 2007	---	---	---	---	---	---	---	---	---	1,3	---	---	---	---	---	---
05 02 11 04 3201 038 C1 Poseidom - plant products - production aid for essential oils & hydrolats - R.247/06, title III - calendar year 2007	---	---	---	---	---	---	---	---	---	0,1	---	---	---	---	---	---
05 02 11 04 3201 050 C1 Poseidom - livestock products - import - live animals - R.247/06, title III - calendar year 2006	---	---	---	---	---	---	---	---	---	0,0	---	---	---	---	---	---
05 02 11 04 3201 051 Poseidom - livestock products - aid to interprofessional organisations - R.247/06, title III - calendar year 2006	---	---	---	---	---	---	---	---	---	---	---	---	---	---	---	---
05 02 11 04 3201 052 Poseidom - livestock products - other payments - R.247/06, title III - calendar year 2006	---	---	---	---	---	---	---	---	---	---	---	---	---	---	---	---
05 02 11 04 3201 053 Poseidom - livestock products - reference networks - R.247/06, title III - calendar year 2006	---	---	---	---	---	---	---	---	---	---	---	---	---	---	---	---
05 02 11 04 3201 054 C1 Poseidom - livestock products - import - live animals - R.247/06, title III - calendar year 2007	---	---	---	---	---	---	---	---	---	0,9	---	---	---	---	---	---
05 02 11 04 3201 055 C1 Poseidom - livestock products - aid to interprofessional organisations - R.247/06, title III - calendar year 2007	---	---	---	---	---	---	---	---	---	18,4	---	---	---	---	---	---

















En Millions d'euros

26/01/2009 15:36

FEAGA

II Dépenses

Part I - Page 46 / 85

Poste	BE	BG	CZ	DK	DE	EE	IE	GR	ES	FR	IT	CY	LV	LT	LU	HU
05 02 11 99 1710 055 Quota buy-back - Art.14, R.2075/92 - crop 2004 and earlier	---	---	---	---	---	---	---	---	---	---	0,3	---	---	---	---	---
05 02 11 99 1790 100 C1 Others	---	---	---	---	---	---	---	---	---	---	0,1	---	---	---	---	---
05 02 11 99 1790 100 NA Others	---	---	---	---	---	---	---	---	---	---	---	---	---	---	---	---
05 02 11 99 1790 100 Others	---	---	---	---	---	---	---	---	---	---	0,1	---	---	---	---	---
05 02 11 99 C1 Other measures (other plant products/measures)	---	---	---	---	---	---	---	0,0	---	---	0,4	---	---	---	---	---
05 02 11 99 NA Other measures (other plant products/measures)	---	---	---	---	---	---	---	---	---	---	---	---	---	---	---	---
05 02 11 99 Other measures (other plant products/measures)	---	---	---	---	---	---	---	0,0	---	---	0,4	---	---	---	---	---
05 02 11 C1 Other plant products/measures	0,0	---	1,1	3,1	8,9	---	0,1	9,1	151,1	138,1	32,1	---	---	0,0	---	1,0
05 02 11 NA Other plant products/measures	---	---	---	---	---	---	---	---	---	---	---	---	---	---	---	---
05 02 11 Other plant products/measures	0,0	---	1,1	3,1	8,9	---	0,1	9,1	151,1	138,1	32,1	---	---	0,0	---	1,0
05 02 12 01 2000 011 C1 Refunds - butter - marketing year 05/06 and earlier	---	---	---	---	0,0	---	0,0	---	0,0	0,1	0,1	---	---	---	---	---
05 02 12 01 2000 011 NA Refunds - butter - marketing year 05/06 and earlier	---	---	---	---	---	---	---	---	---	---	---	---	---	---	---	---
05 02 12 01 2000 011 Refunds - butter - marketing year 05/06 and earlier	---	---	---	---	0,0	---	0,0	---	0,0	0,1	0,1	---	---	---	---	---
05 02 12 01 2000 012 C1 Refunds - butter - marketing year 06/07	0,3	---	0,1	0,6	1,2	0,1	3,2	0,0	0,1	2,0	0,2	0,0	0,1	2,2	0,0	0,0
05 02 12 01 2000 012 NA Refunds - butter - marketing year 06/07	---	---	---	---	---	---	---	---	---	---	---	---	---	---	---	---
05 02 12 01 2000 012 Refunds - butter - marketing year 06/07	0,3	---	0,1	0,6	1,2	0,1	3,2	0,0	0,1	2,0	0,2	0,0	0,1	2,2	0,0	0,0
05 02 12 01 2000 021 C1 Refunds - butter oil - marketing year 05/06 and earlier	---	---	---	---	---	---	---	---	---	0,2	---	---	---	---	---	---
05 02 12 01 2000 022 C1 Refunds - butter oil - marketing year 06/07	0,4	---	0,0	0,0	---	---	---	---	---	0,0	---	0,0	---	---	---	---
05 02 12 01 2001 011 C1 Refunds - skimmed-milk powder - marketing year 05/06 and earlier	---	---	---	---	0,0	---	---	---	---	0,0	---	---	---	---	---	---
05 02 12 01 2001 012 Refunds - skimmed-milk powder - sugar - marketing year 06/07	---	---	---	---	---	---	---	---	---	---	---	---	---	---	---	---
05 02 12 01 2001 013 Refunds - skimmed-milk powder - sugar - marketing year 07/08 - R.1255/99, Art.31	---	---	---	---	---	---	---	---	---	---	---	---	---	---	---	---
05 02 12 01 2001 014 Refunds - skimmed-milk powder - sugar - marketing year 08/09 - R.1255/99, Art.31	---	---	---	---	---	---	---	---	---	---	---	---	---	---	---	---
05 02 12 01 2002 011 C1 Refunds - cheese - marketing year 05/06 and earlier	---	---	---	0,0	-0,0	---	-0,0	0,0	0,0	0,1	0,1	---	---	0,0	---	0,1
05 02 12 01 2002 011 NA Refunds - cheese - marketing year 05/06 and earlier	---	---	---	---	---	---	---	---	---	---	---	---	---	---	---	---
05 02 12 01 2002 011 Refunds - cheese - marketing year 05/06 and earlier	---	---	---	0,0	-0,0	---	-0,0	0,0	0,0	0,1	0,1	---	---	0,0	---	0,1
05 02 12 01 2002 012 C1 Refunds - cheese - marketing year 06/07	0,1	---	0,0	0,0	1,1	0,0	0,9	0,0	0,1	1,5	1,3	0,1	0,2	1,2	---	0,4
05 02 12 01 2002 012 NA Refunds - cheese - marketing year 06/07	---	---	---	---	---	---	---	---	---	---	---	---	---	---	---	---
05 02 12 01 2002 012 Refunds - cheese - marketing year 06/07	0,1	---	0,0	0,0	1,1	0,0	0,9	0,0	0,1	1,5	1,3	0,1	0,2	1,2	---	0,4
05 02 12 01 2003 011 C1 Powd.milk with a fat content exceeding 1,5% - marketing year 05/06 and earlier	---	---	---	0,0	-0,0	---	0,0	---	---	0,3	---	---	---	---	---	---
05 02 12 01 2003 011 NA Powd.milk with a fat content exceeding 1,5% - marketing year 05/06 and earlier	---	---	---	---	---	---	---	---	---	---	---	---	---	---	---	---
05 02 12 01 2003 011 Powd.milk with a fat content exceeding 1,5% - marketing year 05/06 and earlier	---	---	---	0,0	-0,0	---	0,0	---	---	0,3	---	---	---	---	---	---



En Millions d'euros

26/01/2009 15:36

FEAGA

II Dépenses

Part I - Page 48 / 85

Poste		BE	BG	CZ	DK	DE	EE	IE	GR	ES	FR	IT	CY	LV	LT	LU	HU
05 02 12 02 2012 001	Financial costs of public storage - R.1255/99, Art.6	---	---	---	---	---	---	---	---	---	---	---	---	---	---	---	---
05 02 12 02 2013 001	Other public storage costs - R.1255/99, Art.6	---	---	---	---	---	---	---	---	---	---	---	---	---	---	---	---
05 02 12 02 2014 001	Depreciation on purchase - R.1883/78	---	---	---	---	---	---	---	---	---	---	---	---	---	---	---	---
05 02 12 02 2014 002	Complementary depreciation - R.1883/78	---	---	---	---	---	---	---	---	---	---	---	---	---	---	---	---
05 02 12 02	Intervention storage of skimmed-milk powder	---	---	---	---	---	---	---	---	---	---	---	---	---	---	---	---
05 02 12 03 2020 001	C1 Aid - skimmed-milk powder for use as animal nutrition - R.2799/99	---	---	---	---	---	---	---	---	---	0,0	---	---	---	---	---	---
05 02 12 03 2020 001	NA Aid - skimmed-milk powder for use as animal nutrition - R.2799/99	---	---	---	---	---	---	---	---	---	---	---	---	---	---	---	---
05 02 12 03 2020 001	Aid - skimmed-milk powder for use as animal nutrition - R.2799/99	---	---	---	---	---	---	---	---	---	0,0	---	---	---	---	---	---
05 02 12 03 2024 001	C1 Aid - skimmed milk processed into casein - R.2921/90	---	---	---	-0,0	-0,0	---	4,8	---	---	---	---	---	---	---	---	---
05 02 12 03 2024 001	NA Aid - skimmed milk processed into casein - R.2921/90	---	---	---	---	---	---	---	---	---	---	---	---	---	---	---	---
05 02 12 03 2024 001	Aid - skimmed milk processed into casein - R.2921/90	---	---	---	-0,0	-0,0	---	4,8	---	---	---	---	---	---	---	---	---
05 02 12 03 2029 001	Other aids - R.1255/99, Art.11	---	---	---	---	---	---	---	---	---	---	---	---	---	---	---	---
05 02 12 03	C1 Aid for disposal of skimmed milk	---	---	---	-0,0	-0,0	---	4,8	---	---	0,0	---	---	---	---	---	---
05 02 12 03	NA Aid for disposal of skimmed milk	---	---	---	---	---	---	---	---	---	---	---	---	---	---	---	---
05 02 12 03	Aid for disposal of skimmed milk	---	---	---	-0,0	-0,0	---	4,8	---	---	0,0	---	---	---	---	---	---
05 02 12 04 2030 001	C1 Private storage costs - advances - R.1255/99, Art.6	0,1	---	---	0,1	0,4	---	0,7	---	---	0,1	---	---	---	---	---	---
05 02 12 04 2030 002	C1 Private storage costs - balance - R.1255/99, Art.6	1,0	---	---	0,1	2,7	---	0,8	---	---	2,8	0,1	---	---	---	---	---
05 02 12 04 2031 001	Technical costs of public storage - R.1255/99, Art.6	---	---	---	---	---	---	---	---	---	---	---	---	---	---	---	---
05 02 12 04 2032 001	Financial costs of public storage - R.1255/99, Art.6	---	---	---	---	---	---	---	---	---	---	---	---	---	---	---	---
05 02 12 04 2033 001	C1 Other public storage costs - R.1255/99, Art.6	---	---	---	---	-0,0	---	---	---	---	---	---	---	---	---	---	---
05 02 12 04 2034 001	Depreciation on purchase - R.1883/78	---	---	---	---	---	---	---	---	---	---	---	---	---	---	---	---
05 02 12 04 2034 002	Complementary depreciation - R.1883/78	---	---	---	---	---	---	---	---	---	---	---	---	---	---	---	---
05 02 12 04	C1 Intervention storage of butter and cream	1,1	---	---	0,2	3,0	---	1,4	---	---	2,9	0,1	---	---	---	---	---
05 02 12 05 2040 001	C1 Butter for making pastries and other products - R.1898/05, chapter II - formula a	2,9	---	---	---	1,1	---	-0,0	---	0,3	3,8	0,0	---	---	---	---	---
05 02 12 05 2040 002	C1 Butter for making ice cream - R.1898/05, chapter II - formula b	0,9	---	---	0,1	0,7	---	0,0	0,0	0,2	0,2	0,1	---	---	---	---	---
05 02 12 05 2040 003	C1 Aid - non profit making institutions and organisations - R.1898/05, chapter IV	0,2	---	0,0	0,0	4,3	---	0,1	---	---	3,0	0,0	---	---	---	0,0	---
05 02 12 05 2040 004	C1 Concentrated butter - R.1898/05, chapter III	---	---	---	---	---	---	---	0,0	---	---	---	---	---	---	---	---
05 02 12 05	C1 Other measures relating to butterfat	3,9	---	0,0	0,2	6,0	---	0,1	0,0	0,5	7,0	0,1	---	---	---	0,0	---
05 02 12 06 2050 001	C1 Private storage - cheese - without sub-division - R.1255/99, Art.8-9	---	---	---	---	---	---	---	---	---	0,8	---	---	---	---	---	---
05 02 12 06 2050 002	C1 Private storage - parmigiano reggiano - R.1255/99, Art.8; R.2659/94	---	---	---	---	---	---	---	---	---	---	10,5	---	---	---	---	---
05 02 12 06 2050 003	C1 Private storage - grana padano - R.1255/99, Art.8; R.2659/94	---	---	---	---	---	---	---	---	---	---	8,3	---	---	---	---	---

En Millions d'euros

26/01/2009 15:36

FEAGA

II Dépenses

Part I - Page 49 / 85

Poste	BE	BG	CZ	DK	DE	EE	IE	GR	ES	FR	IT	CY	LV	LT	LU	HU
05 02 12 06 2050 004 C1 Private storage - provolone - R.1255/99, Art.8; R.2659/94	---	---	---	---	---	---	---	---	---	---	0,0	---	---	---	---	---
05 02 12 06 2050 005 C1 Private storage - pecorino - R.1255/99, Art.9	---	---	---	---	---	---	---	---	---	---	0,9	---	---	---	---	---
05 02 12 06 2050 006 C1 Private storage - long-keeping cheeses - R.1255/99, Art.9	---	---	---	---	---	---	0,0	---	---	---	---	---	---	0,0	---	---
05 02 12 06 2050 007 C1 Private storage - kefalotyri/kasseri - R.1255/99, Art.9	---	---	---	---	---	---	---	0,0	---	---	---	---	---	---	---	---
05 02 12 06 C1 Intervention storage of cheese	---	---	---	---	---	---	0,0	0,0	---	0,8	19,8	---	---	0,0	---	---
05 02 12 08 3120 001 C1 School milk - advances - R.1255/99, Art.14	0,2	---	---	---	0,3	---	---	---	---	---	---	---	---	---	---	---
05 02 12 08 3120 011 C1 School milk - balance - R.1255/99, Art.14	0,6	---	0,6	2,2	6,6	0,5	0,6	---	1,5	11,5	2,8	0,0	0,4	0,1	0,0	0,8
05 02 12 08 C1 School milk	0,7	---	0,6	2,2	6,9	0,5	0,6	---	1,5	11,5	2,8	0,0	0,4	0,1	0,0	0,8
05 02 12 99 2099 026 Compensation for non-allocation of milk quotas	---	---	---	---	---	---	---	---	---	---	---	---	---	---	---	---
05 02 12 99 2099 050 C1 Others	---	---	---	---	---	---	---	---	---	---	0,0	---	---	---	---	---
05 02 12 99 C1 Other measures (milk and milk products)	---	---	---	---	---	---	---	---	---	---	0,0	---	---	---	---	---
05 02 12 C1 Milk and milk products	6,5	---	0,7	3,4	18,3	0,6	11,3	0,1	2,5	29,0	24,4	0,1	0,8	3,6	0,1	1,3
05 02 12 NA Milk and milk products	---	---	---	---	---	---	---	---	---	---	---	---	---	---	---	---
05 02 12 Milk and milk products	6,5	---	0,7	3,4	18,3	0,6	11,3	0,1	2,5	29,0	24,4	0,1	0,8	3,6	0,1	1,3
05 02 13 01 2100 050 C1 CN 1602 - tinned meat - marketing year 05/06 and earlier	---	---	---	---	0,0	---	---	---	---	---	---	---	---	---	---	---
05 02 13 01 2100 051 C1 CN 1602 - tinned meat - marketing year 06/07	---	---	---	---	---	---	---	---	---	---	---	---	---	---	---	---
05 02 13 01 2100 052 C1 CN 1602 - tinned meat - marketing year 07/08 - R.1254/99, Art.33	---	---	---	---	---	---	---	---	---	---	-0,0	---	---	---	---	---
05 02 13 01 2100 053 CN 1602 - tinned meat - marketing year 08/09 - R.1254/99, Art.33	---	---	---	---	---	---	---	---	---	---	---	---	---	---	---	---
05 02 13 01 2100 071 CN 0202 10 - frozen beef/veal - carcasses - marketing year 05/06 and earlier	---	---	---	---	---	---	---	---	---	---	---	---	---	---	---	---
05 02 13 01 2100 072 C1 CN 0202 20 - frozen beef/veal - quarters - marketing year 05/06 and earlier	---	---	---	---	0,0	---	---	---	---	---	---	---	---	---	---	---
05 02 13 01 2100 073 C1 CN 0202 30 - frozen beef/veal - boneless - marketing year 05/06 and earlier	---	---	---	---	0,0	---	0,0	---	0,0	---	0,1	---	---	---	---	---
05 02 13 01 2100 074 CN 0202 10 - frozen beef/veal - carcasses - marketing year 06/07	---	---	---	---	---	---	---	---	---	---	---	---	---	---	---	---
05 02 13 01 2100 075 C1 CN 0202 20 - frozen beef/veal - quarters - marketing year 06/07	---	---	---	0,0	0,0	---	---	---	---	0,0	0,0	---	---	---	---	---
05 02 13 01 2100 076 C1 CN 0202 30 - frozen beef/veal - boneless - marketing year 06/07	---	---	---	0,0	---	---	0,0	---	0,1	0,0	0,0	---	---	0,0	---	---
05 02 13 01 2100 077 CN 0202 10 - frozen beef/veal - carcasses - marketing year 07/08 - R.1254/99, Art.33	---	---	---	---	---	---	---	---	---	---	---	---	---	---	---	---
05 02 13 01 2100 078 C1 CN 0202 20 - frozen beef/veal - quarters - marketing year 07/08 - R.1254/99, Art.33	---	---	---	0,0	0,0	---	0,0	---	0,0	0,0	0,0	---	---	---	---	---
05 02 13 01 2100 079 C1 CN 0202 30 - frozen beef/veal - boneless - marketing year 07/08 - R.1254/99, Art.33	0,6	---	---	0,1	0,0	---	0,5	---	0,3	0,1	0,6	---	---	0,0	---	0,0
05 02 13 01 2100 080 CN 0202 10 - frozen beef/veal - carcasses - marketing year 08/09 - R.1254/99, Art.33	---	---	---	---	---	---	---	---	---	---	---	---	---	---	---	---
05 02 13 01 2100 081 C1 CN 0202 20 - frozen beef/veal - quarters - marketing year 08/09 - R.1254/99, Art.33	---	---	---	---	0,0	---	---	---	---	---	---	---	---	---	---	---
05 02 13 01 2100 082 C1 CN 0202 30 - frozen beef/veal - boneless - marketing year 08/09 - R.1254/99, Art.33	0,2	---	---	0,0	0,0	---	0,0	---	0,0	---	---	---	---	---	---	---
05 02 13 01 2100 100 C1 Others - marketing year 05/06 and earlier	---	---	---	---	---	---	---	---	---	---	-0,0	---	---	---	---	---



En Millions d'euros

26/01/2009 15:36

Part I - Page 50 / 85

FEAGA

II Dépenses

Poste		BE	BG	CZ	DK	DE	EE	IE	GR	ES	FR	IT	CY	LV	LT	LU	HU
05 02 13 01 2100 128	CN 0201 10 - fresh beef/veal - carcasses - marketing year 05/06 and earlier	---	---	---	---	---	---	---	---	---	---	---	---	---	---	---	---
05 02 13 01 2100 129	C1 CN 0201 20 - fresh beef/veal - quarters - marketing year 05/06 and earlier	---	---	---	---	-0,0	---	---	---	---	---	---	---	---	---	---	---
05 02 13 01 2100 130	C1 CN 0201 30 - fresh beef/veal - boneless - marketing year 05/06 and earlier	---	---	---	---	-0,0	---	0,0	---	0,0	---	---	---	---	---	---	---
05 02 13 01 2100 131	CN 0201 10 - fresh beef/veal - carcasses - marketing year 06/07	---	---	---	---	---	---	---	---	---	---	---	---	---	---	---	---
05 02 13 01 2100 132	C1 CN 0201 20 - fresh beef/veal - quarters - marketing year 06/07	---	---	---	---	0,2	---	---	---	---	---	---	---	---	---	---	---
05 02 13 01 2100 133	C1 CN 0201 30 - fresh beef/veal - boneless - marketing year 06/07	---	---	---	---	0,1	---	0,4	---	0,0	---	0,1	---	---	1,4	---	---
05 02 13 01 2100 134	CN 0201 10 - fresh beef/veal - carcasses - marketing year 07/08 - R.1254/99, Art.33	---	---	---	---	---	---	---	---	---	---	---	---	---	---	---	---
05 02 13 01 2100 135	C1 CN 0201 20 - fresh beef/veal - quarters - marketing year 07/08 - R.1254/99, Art.33	---	---	---	---	0,2	---	---	---	---	---	---	---	---	---	---	---
05 02 13 01 2100 136	C1 CN 0201 30 - fresh beef/veal - boneless - marketing year 07/08 - R.1254/99, Art.33	0,0	---	---	0,4	4,3	---	1,9	---	0,0	---	0,5	---	---	6,2	---	---
05 02 13 01 2100 137	C1 CN 0201 10 - fresh beef/veal - carcasses - marketing year 08/09 - R.1254/99, Art.33	---	---	---	---	---	---	0,0	---	---	---	---	---	---	---	---	---
05 02 13 01 2100 138	C1 CN 0201 20 - fresh beef/veal - quarters - marketing year 08/09 - R.1254/99, Art.33	---	---	---	---	0,0	---	---	---	---	---	---	---	---	---	---	---
05 02 13 01 2100 139	C1 CN 0201 30 - fresh beef/veal - boneless - marketing year 08/09 - R.1254/99, Art.33	---	---	---	0,0	0,3	---	---	---	---	---	---	---	---	0,1	---	---
05 02 13 01	C1 Refunds for beef and veal	0,8	---	---	0,5	5,2	---	2,8	---	0,5	0,2	1,3	---	---	7,7	---	0,0
05 02 13 02 2110 001	Private storage - R.1254/99, Art.26	---	---	---	---	---	---	---	---	---	---	---	---	---	---	---	---
05 02 13 02 2113 001	C1 Other public storage costs - bone-in beef - R.1254/99, Art.27 & 28	---	---	---	---	-0,0	---	---	---	---	---	---	---	---	---	---	---
05 02 13 02	C1 Intervention storage of beef and veal	---	---	---	---	-0,0	---	---	---	---	---	---	---	---	---	---	---
05 02 13 03 2126 002	Balance - 100% - R.716/96 - >23/01/06 - UK	---	---	---	---	---	---	---	---	---	---	---	---	---	---	---	---
05 02 13 03 2126 003	Balance - 20% - R.716/96 - >23/01/06 - UK	---	---	---	---	---	---	---	---	---	---	---	---	---	---	---	---
05 02 13 03 2126 004	C1 Exceptional support measures - advances 80% - R.716/96; R.2109/05 - 23/01/06-31/12/06 - UK	---	---	---	---	---	---	---	---	---	---	---	---	---	---	---	---
05 02 13 03 2126 005	C1 Exceptional support measures - balance 100% - R.716/96; R.2109/05 - 23/01/06-31/12/06 - UK	---	---	---	---	---	---	---	---	---	---	---	---	---	---	---	---
05 02 13 03 2126 006	C1 Exceptional support measures - balance 20% - R.716/96; R.2109/05 - 23/01/06-31/12/06 - UK	---	---	---	---	---	---	---	---	---	---	---	---	---	---	---	---
05 02 13 03 2126 007	C1 Exceptional support measures - 2007 - advances 80% - R.716/96; R.2109/05 - UK	---	---	---	---	---	---	---	---	---	---	---	---	---	---	---	---
05 02 13 03 2126 008	C1 Exceptional support measures - 2007 - balance 100% - R.716/96; R.2109/05 - UK	---	---	---	---	---	---	---	---	---	---	---	---	---	---	---	---
05 02 13 03 2126 009	C1 Exceptional support measures - 2007 - balance 20% - R.716/96; R.2109/05 - UK	---	---	---	---	---	---	---	---	---	---	---	---	---	---	---	---
05 02 13 03 2126 010	C1 Exceptional support measures - 2008 - advances 80% - R.716/96, Art.2(3) - UK	---	---	---	---	---	---	---	---	---	---	---	---	---	---	---	---
05 02 13 03 2126 011	C1 Exceptional support measures - 2008 - balance 100% - R.716/96, Art.2(3) - UK	---	---	---	---	---	---	---	---	---	---	---	---	---	---	---	---
05 02 13 03 2126 012	C1 Exceptional support measures - 2008 - balance 20% - R.716/96, Art.2(3) - UK	---	---	---	---	---	---	---	---	---	---	---	---	---	---	---	---
05 02 13 03	C1 Exceptional support measures	---	---	---	---	---	---	---	---	---	---	---	---	---	---	---	---
05 02 13 04 2101 005	C1 CN 0102 - live animals - marketing year 05/06 and earlier	---	---	---	---	0,5	---	---	---	---	0,1	---	---	---	---	---	---
05 02 13 04 2101 005	NA CN 0102 - live animals - marketing year 05/06 and earlier	---	---	---	---	---	---	---	---	---	---	---	---	---	---	---	---
05 02 13 04 2101 005	CN 0102 - live animals - marketing year 05/06 and earlier	---	---	---	---	0,5	---	---	---	---	0,1	---	---	---	---	---	---

En Millions d'euros

26/01/2009 15:36

Part I - Page 51 / 85

FEAGA

II Dépenses

Poste	BE	BG	CZ	DK	DE	EE	IE	GR	ES	FR	IT	CY	LV	LT	LU	HU
05 02 13 04 2101 006 C1 CN 0102 - live animals - marketing year 06/07	---	---	0,0	---	3,3	---	---	---	---	0,3	0,0	---	---	---	---	0,1
05 02 13 04 2101 006 NA CN 0102 - live animals - marketing year 06/07	---	---	---	---	---	---	---	---	---	---	---	---	---	---	---	---
05 02 13 04 2101 006 CN 0102 - live animals - marketing year 06/07	---	---	0,0	---	3,3	---	---	---	---	0,3	0,0	---	---	---	---	0,1
05 02 13 04 2101 007 C1 CN 0102 - live animals - marketing year 07/08 - R.1254/99, Art.33	---	---	0,2	0,1	1,8	---	---	---	---	0,0	---	---	---	---	---	0,4
05 02 13 04 2101 007 NA CN 0102 - live animals - marketing year 07/08 - R.1254/99, Art.33	---	---	---	---	---	---	---	---	---	---	---	---	---	---	---	---
05 02 13 04 2101 007 CN 0102 - live animals - marketing year 07/08 - R.1254/99, Art.33	---	---	0,2	0,1	1,8	---	---	---	---	0,0	---	---	---	---	---	0,4
05 02 13 04 2101 008 C1 CN 0102 - live animals - marketing year 08/09 - R.1254/99, Art.33	---	---	---	---	---	---	---	---	---	---	---	---	---	---	---	---
05 02 13 04 2101 008 NA CN 0102 - live animals - marketing year 08/09 - R.1254/99, Art.33	---	---	---	---	---	---	---	---	---	---	---	---	---	---	---	---
05 02 13 04 2101 008 CN 0102 - live animals - marketing year 08/09 - R.1254/99, Art.33	---	---	---	---	---	---	---	---	---	---	---	---	---	---	---	---
05 02 13 04 C1 Refunds for live animals	---	---	0,2	0,1	5,6	---	---	---	---	0,4	0,0	---	---	---	---	0,4
05 02 13 04 NA Refunds for live animals	---	---	---	---	---	---	---	---	---	---	---	---	---	---	---	---
05 02 13 04 Refunds for live animals	---	---	0,2	0,1	5,6	---	---	---	---	0,4	0,0	---	---	---	---	0,4
05 02 13 99 2129 001 C1 Others	---	---	---	---	---	---	---	---	---	---	0,0	---	---	---	---	---
05 02 13 99 2129 001 NA Others	---	---	---	---	---	---	---	---	---	---	---	---	---	---	---	---
05 02 13 99 2129 001 Others	---	---	---	---	---	---	---	---	---	---	0,0	---	---	---	---	---
05 02 13 99 2190 101 C1 Compensation - producer's loss of revenue - R.1357/96 - recoveries	---	---	---	---	---	---	---	---	---	-0,0	---	---	---	---	---	---
05 02 13 99 2190 102 C1 Compensation - producer's loss of revenue - R.1357/96 - payments	---	---	---	---	---	---	---	---	---	---	---	---	---	---	---	---
05 02 13 99 2190 103 Additional measures - direct support for sector - R.2443/96 - recoveries	---	---	---	---	---	---	---	---	---	---	---	---	---	---	---	---
05 02 13 99 2190 104 Additional measures - direct support for sector - R.2443/96 - payments	---	---	---	---	---	---	---	---	---	---	---	---	---	---	---	---
05 02 13 99 C1 Other measures (beef and veal)	---	---	---	---	---	---	---	---	---	-0,0	0,0	---	---	---	---	---
05 02 13 99 NA Other measures (beef and veal)	---	---	---	---	---	---	---	---	---	---	---	---	---	---	---	---
05 02 13 99 Other measures (beef and veal)	---	---	---	---	---	---	---	---	---	-0,0	0,0	---	---	---	---	---
05 02 13 C1 Beef and veal	0,8	---	0,2	0,5	10,8	---	2,8	---	0,5	0,6	1,3	---	---	7,7	---	0,5
05 02 13 NA Beef and veal	---	---	---	---	---	---	---	---	---	---	---	---	---	---	---	---
05 02 13 Beef and veal	0,8	---	0,2	0,5	10,8	---	2,8	---	0,5	0,6	1,3	---	---	7,7	---	0,5
05 02 14 01 2210 001 Intervention in the form of storage - sheepmeat and goatmeat - R.2529/01, Art.12	---	---	---	---	---	---	---	---	---	---	---	---	---	---	---	---
05 02 14 01 Intervention in the form of storage of sheepmeat and goatmeat	---	---	---	---	---	---	---	---	---	---	---	---	---	---	---	---
05 02 14 99 2290 010 Others	---	---	---	---	---	---	---	---	---	---	---	---	---	---	---	---
05 02 14 99 Other measures (sheepmeat and goatmeat)	---	---	---	---	---	---	---	---	---	---	---	---	---	---	---	---
05 02 14 Sheepmeat and goatmeat	---	---	---	---	---	---	---	---	---	---	---	---	---	---	---	---
05 02 15 01 2300 096 C1 Pigmeat - dried, salted meats etc - marketing year 05/06 and earlier	0,0	---	---	---	0,0	---	---	0,0	0,0	0,0	0,1	---	---	---	---	---

En Millions d'euros

26/01/2009 15:36

Part I - Page 52 / 85

FEAGA

II Dépenses

Poste	BE	BG	CZ	DK	DE	EE	IE	GR	ES	FR	IT	CY	LV	LT	LU	HU
05 02 15 01 2300 096 C4 Pigmeat - dried, salted meats etc - marketing year 05/06 and earlier	0,0	---	---	---	---	---	---	---	0,0	---	0,0	---	---	---	---	---
05 02 15 01 2300 096 NA Pigmeat - dried, salted meats etc - marketing year 05/06 and earlier	---	---	---	---	---	---	---	---	---	---	---	---	---	---	---	---
05 02 15 01 2300 096 Pigmeat - dried, salted meats etc - marketing year 05/06 and earlier	0,1	---	---	---	0,0	---	---	0,0	0,1	0,0	0,1	---	---	---	---	---
05 02 15 01 2300 097 C1 Pigmeat - sausages and conserves - marketing year 05/06 and earlier	0,0	---	---	---	0,0	---	---	---	0,5	0,0	0,0	---	---	---	---	-0,0
05 02 15 01 2300 097 C4 Pigmeat - sausages and conserves - marketing year 05/06 and earlier	0,0	---	---	---	---	---	---	---	0,0	---	---	---	---	---	---	---
05 02 15 01 2300 097 NA Pigmeat - sausages and conserves - marketing year 05/06 and earlier	---	---	---	---	---	---	---	---	---	---	---	---	---	---	---	---
05 02 15 01 2300 097 Pigmeat - sausages and conserves - marketing year 05/06 and earlier	0,0	---	---	---	0,0	---	---	---	0,5	0,0	0,0	---	---	---	---	-0,0
05 02 15 01 2300 098 C1 Pigmeat - others - marketing year 05/06 and earlier	0,4	---	---	---	-0,0	---	---	---	---	---	---	---	---	---	---	---
05 02 15 01 2300 098 C4 Pigmeat - others - marketing year 05/06 and earlier	0,1	---	---	---	0,0	---	---	---	---	---	---	---	---	---	---	---
05 02 15 01 2300 098 NA Pigmeat - others - marketing year 05/06 and earlier	---	---	---	---	---	---	---	---	---	---	---	---	---	---	---	---
05 02 15 01 2300 098 Pigmeat - others - marketing year 05/06 and earlier	0,4	---	---	---	-0,0	---	---	---	---	---	---	---	---	---	---	---
05 02 15 01 2300 100 C1 Pigmeat - dried, salted meats etc - marketing year 06/07	0,0	---	---	---	0,0	---	---	0,0	0,6	0,0	2,0	---	---	---	---	---
05 02 15 01 2300 100 C4 Pigmeat - dried, salted meats etc - marketing year 06/07	---	---	---	---	---	---	---	---	0,1	0,0	0,3	---	---	---	---	---
05 02 15 01 2300 100 NA Pigmeat - dried, salted meats etc - marketing year 06/07	---	---	---	---	---	---	---	---	---	---	---	---	---	---	---	---
05 02 15 01 2300 100 Pigmeat - dried, salted meats etc - marketing year 06/07	0,0	---	---	---	0,0	---	---	0,0	0,6	0,0	2,3	---	---	---	---	---
05 02 15 01 2300 101 C1 Pigmeat - sausages and conserves - marketing year 06/07	0,0	---	---	0,0	0,0	---	---	---	0,5	0,3	0,5	---	---	---	---	-0,0
05 02 15 01 2300 101 C4 Pigmeat - sausages and conserves - marketing year 06/07	---	---	---	---	0,0	---	---	---	0,0	0,0	0,0	---	---	---	---	---
05 02 15 01 2300 101 NA Pigmeat - sausages and conserves - marketing year 06/07	---	---	---	---	---	---	---	---	---	---	---	---	---	---	---	---
05 02 15 01 2300 101 Pigmeat - sausages and conserves - marketing year 06/07	0,0	---	---	0,0	0,0	---	---	---	0,5	0,3	0,6	---	---	---	---	-0,0
05 02 15 01 2300 102 C1 Pigmeat - others - marketing year 06/07	0,1	---	---	---	---	---	---	---	---	---	---	---	---	---	---	---
05 02 15 01 2300 102 C4 Pigmeat - others - marketing year 06/07	0,0	---	---	---	---	---	---	---	---	---	---	---	---	---	---	---
05 02 15 01 2300 102 NA Pigmeat - others - marketing year 06/07	---	---	---	---	---	---	---	---	---	---	---	---	---	---	---	---
05 02 15 01 2300 102 Pigmeat - others - marketing year 06/07	0,1	---	---	---	---	---	---	---	---	---	---	---	---	---	---	---
05 02 15 01 2300 103 C1 Pigmeat - carcasses and off-cuts - marketing year 07/08 - R.2759/75, Art.13	---	---	0,1	10,6	10,9	---	---	---	0,7	3,1	0,1	0,1	---	---	---	1,0
05 02 15 01 2300 103 C4 Pigmeat - carcasses and off-cuts - marketing year 07/08 - R.2759/75, Art.13	---	---	0,1	3,0	3,5	---	---	---	0,9	2,3	0,0	---	---	---	---	0,1
05 02 15 01 2300 103 NA Pigmeat - carcasses and off-cuts - marketing year 07/08 - R.2759/75, Art.13	---	---	---	---	---	---	---	---	---	---	---	---	---	---	---	---
05 02 15 01 2300 103 Pigmeat - carcasses and off-cuts - marketing year 07/08 - R.2759/75, Art.13	---	---	0,1	13,6	14,4	---	---	---	1,5	5,4	0,1	0,1	---	---	---	1,0
05 02 15 01 2300 104 C1 Pigmeat - dried, salted meats etc - marketing year 07/08 - R.2759/75, Art.13	2,6	---	---	0,0	0,1	---	---	0,0	0,6	0,0	1,3	---	---	---	---	---
05 02 15 01 2300 104 C4 Pigmeat - dried, salted meats etc - marketing year 07/08 - R.2759/75, Art.13	0,7	---	---	---	0,0	---	---	---	0,3	0,0	0,6	---	---	---	---	---
05 02 15 01 2300 104 NA Pigmeat - dried, salted meats etc - marketing year 07/08 - R.2759/75, Art.13	---	---	---	---	---	---	---	---	---	---	---	---	---	---	---	---
05 02 15 01 2300 104 Pigmeat - dried, salted meats etc - marketing year 07/08 - R.2759/75, Art.13	3,3	---	---	0,0	0,1	---	---	0,0	0,9	0,0	1,9	---	---	---	---	---

En Millions d'euros

26/01/2009 15:36

FEAGA

II Dépenses

Part I - Page 53 / 85

Poste	BE	BG	CZ	DK	DE	EE	IE	GR	ES	FR	IT	CY	LV	LT	LU	HU
05 02 15 01 2300 105 C1 Pigmeat - sausages and conserves - marketing year 07/08 - R.2759/75, Art.13	0,0	---	---	0,6	0,0	---	---	---	0,4	0,4	0,3	---	---	---	---	0,1
05 02 15 01 2300 105 C4 Pigmeat - sausages and conserves - marketing year 07/08 - R.2759/75, Art.13	0,0	---	---	0,1	0,0	---	---	---	0,1	0,1	0,2	---	---	---	---	0,0
05 02 15 01 2300 105 NA Pigmeat - sausages and conserves - marketing year 07/08 - R.2759/75, Art.13	---	---	---	---	---	---	---	---	---	---	---	---	---	---	---	---
05 02 15 01 2300 105 Pigmeat - sausages and conserves - marketing year 07/08 - R.2759/75, Art.13	0,0	---	---	0,7	0,1	---	---	---	0,5	0,5	0,5	---	---	---	---	0,1
05 02 15 01 2300 106 C1 Pigmeat - others - marketing year 07/08 - R.2759/75, Art.13	0,3	---	---	---	---	---	1,6	---	---	---	---	---	---	0,0	---	---
05 02 15 01 2300 106 C4 Pigmeat - others - marketing year 07/08 - R.2759/75, Art.13	0,0	---	---	---	---	---	---	---	---	---	---	---	---	0,1	---	---
05 02 15 01 2300 106 NA Pigmeat - others - marketing year 07/08 - R.2759/75, Art.13	---	---	---	---	---	---	---	---	---	---	---	---	---	---	---	---
05 02 15 01 2300 106 Pigmeat - others - marketing year 07/08 - R.2759/75, Art.13	0,3	---	---	---	---	---	1,6	---	---	---	---	---	---	0,1	---	---
05 02 15 01 2300 107 C1 Pigmeat - carcasses and off-cuts - marketing year 08/09 - R.1234/07, Art.162(1)a)(iv)	---	---	---	0,5	---	---	---	---	---	---	---	---	---	---	---	0,0
05 02 15 01 2300 107 NA Pigmeat - carcasses and off-cuts - marketing year 08/09 - R.1234/07, Art.162(1)a)(iv)	---	---	---	---	---	---	---	---	---	---	---	---	---	---	---	---
05 02 15 01 2300 107 Pigmeat - carcasses and off-cuts - marketing year 08/09 - R.1234/07, Art.162(1)a)(iv)	---	---	---	0,5	---	---	---	---	---	---	---	---	---	---	---	0,0
05 02 15 01 2300 108 C1 Pigmeat - dried, salted meats etc - marketing year 08/09 - R.2759/75, Art.13	0,3	---	---	---	0,0	---	---	---	0,0	---	---	---	---	---	---	---
05 02 15 01 2300 108 C4 Pigmeat - dried, salted meats etc - marketing year 08/09 - R.2759/75, Art.13	0,0	---	---	---	---	---	---	---	---	---	---	---	---	---	---	---
05 02 15 01 2300 108 NA Pigmeat - dried, salted meats etc - marketing year 08/09 - R.2759/75, Art.13	---	---	---	---	---	---	---	---	---	---	---	---	---	---	---	---
05 02 15 01 2300 108 Pigmeat - dried, salted meats etc - marketing year 08/09 - R.2759/75, Art.13	0,3	---	---	---	0,0	---	---	---	0,0	---	---	---	---	---	---	---
05 02 15 01 2300 109 C1 Pigmeat - sausages and conserves - marketing year 08/09 - R.2759/75, Art.13	---	---	---	0,1	0,0	---	---	---	0,0	---	---	---	---	---	---	0,0
05 02 15 01 2300 109 NA Pigmeat - sausages and conserves - marketing year 08/09 - R.2759/75, Art.13	---	---	---	---	---	---	---	---	---	---	---	---	---	---	---	---
05 02 15 01 2300 109 Pigmeat - sausages and conserves - marketing year 08/09 - R.2759/75, Art.13	---	---	---	0,1	0,0	---	---	---	0,0	---	---	---	---	---	---	0,0
05 02 15 01 2300 110 C1 Pigmeat - others - marketing year 08/09 - R.2759/75, Art.13	0,0	---	---	---	0,4	---	0,0	---	---	---	---	---	---	---	---	---
05 02 15 01 2300 110 NA Pigmeat - others - marketing year 08/09 - R.2759/75, Art.13	---	---	---	---	---	---	---	---	---	---	---	---	---	---	---	---
05 02 15 01 2300 110 Pigmeat - others - marketing year 08/09 - R.2759/75, Art.13	0,0	---	---	---	0,4	---	0,0	---	---	---	---	---	---	---	---	---
05 02 15 01 C1 Refunds for pigmeat	3,6	---	0,1	11,9	11,5	---	1,6	0,0	3,2	3,8	4,3	0,1	---	0,0	---	1,0
05 02 15 01 C4 Refunds for pigmeat	0,8	---	0,1	3,0	3,5	---	---	---	1,5	2,4	1,1	---	---	0,1	---	0,1
05 02 15 01 NA Refunds for pigmeat	---	---	---	---	---	---	---	---	---	---	---	---	---	---	---	---
05 02 15 01 Refunds for pigmeat	4,4	---	0,1	15,0	15,0	---	1,6	0,0	4,7	6,2	5,4	0,1	---	0,1	---	1,2
05 02 15 02 2301 001 C1 Private storage - pigmeat - R.2759/75, Art.3-7	1,3	---	0,3	4,5	5,4	---	0,1	0,0	8,0	2,7	6,8	---	---	---	---	0,5
05 02 15 02 2301 001 NA Private storage - pigmeat - R.2759/75, Art.3-7	---	---	---	---	---	---	---	---	---	---	---	---	---	---	---	---
05 02 15 02 2301 001 Private storage - pigmeat - R.2759/75, Art.3-7	1,3	---	0,3	4,5	5,4	---	0,1	0,0	8,0	2,7	6,8	---	---	---	---	0,5
05 02 15 02 C1 Intervention for pigmeat	1,3	---	0,3	4,5	5,4	---	0,1	0,0	8,0	2,7	6,8	---	---	---	---	0,5
05 02 15 02 NA Intervention for pigmeat	---	---	---	---	---	---	---	---	---	---	---	---	---	---	---	---
05 02 15 02 Intervention for pigmeat	1,3	---	0,3	4,5	5,4	---	0,1	0,0	8,0	2,7	6,8	---	---	---	---	0,5

En Millions d'euros

26/01/2009 15:36

Part I - Page 54 / 85

FEAGA

II Dépenses

Poste	BE	BG	CZ	DK	DE	EE	IE	GR	ES	FR	IT	CY	LV	LT	LU	HU
05 02 15 03 2302 001 Exceptional market-support measures - R.2759/75, Art.20	---	---	---	---	---	---	---	---	---	---	---	---	---	---	---	---
05 02 15 03 Exceptional market-support measures for pigmeat	---	---	---	---	---	---	---	---	---	---	---	---	---	---	---	---
05 02 15 04 2310 094 C1 Eggs for hatching - marketing year 05/06 and earlier	---	---	---	---	0,0	---	---	---	0,0	---	---	0,0	---	---	---	---
05 02 15 04 2310 095 C1 Eggs in shell - marketing year 05/06 and earlier	---	---	---	---	0,0	---	---	---	0,0	---	---	---	---	---	---	---
05 02 15 04 2310 096 C1 Egg products - marketing year 05/06 and earlier	---	---	---	---	0,0	---	---	---	0,0	0,0	---	---	---	---	---	---
05 02 15 04 2310 097 C1 Eggs for hatching - marketing year 06/07	0,0	---	---	---	0,0	---	---	---	0,0	0,0	---	---	---	---	---	0,0
05 02 15 04 2310 098 C1 Eggs in shell - marketing year 06/07	---	---	---	---	0,1	---	---	---	0,0	---	---	---	---	---	---	---
05 02 15 04 2310 099 C1 Egg products - marketing year 06/07	0,0	---	---	0,0	0,0	0,0	---	---	0,0	0,0	0,0	---	---	---	---	---
05 02 15 04 2310 100 C1 Eggs for hatching - marketing year 07/08 - R.2771/75, Art.8	0,1	---	---	0,0	0,4	---	---	---	0,2	0,1	---	---	---	---	---	0,2
05 02 15 04 2310 101 C1 Eggs in shell - marketing year 07/08 - R.2771/75, Art.8	0,0	---	---	---	0,1	---	---	---	---	---	---	---	---	---	---	---
05 02 15 04 2310 102 C1 Egg products - marketing year 07/08 - R.2771/75, Art.8	0,0	---	---	0,2	0,0	0,0	---	---	0,0	0,4	0,0	---	---	---	---	---
05 02 15 04 2310 103 C1 Eggs for hatching - marketing year 08/09 - R.2771/75, Art.8	0,0	---	---	---	0,0	---	---	---	---	---	---	---	---	---	---	0,0
05 02 15 04 2310 104 Eggs in shell - marketing year 08/09 - R.2771/75, Art.8	---	---	---	---	---	---	---	---	---	---	---	---	---	---	---	---
05 02 15 04 2310 105 C1 Egg products - marketing year 08/09 - R.2771/75, Art.8	---	---	---	0,0	0,0	0,0	---	---	---	---	---	---	---	---	---	---
05 02 15 04 C1 Refunds for eggs	0,1	---	---	0,2	0,8	0,0	---	---	0,3	0,5	0,0	0,0	---	---	---	0,2
05 02 15 05 2311 093 C1 Refunds for poultry - chicks - marketing year 05/06 and earlier	---	---	---	---	---	---	---	---	0,0	---	---	---	---	---	---	---
05 02 15 05 2311 094 C1 Refunds for poultry - other poultry - marketing year 05/06 and earlier	0,3	---	---	---	0,0	---	---	---	---	---	---	---	---	---	---	-0,0
05 02 15 05 2311 095 C1 Refunds for poultry - chicks - marketing year 06/07	0,0	---	---	---	0,0	---	---	---	0,0	0,0	---	---	---	0,0	---	0,0
05 02 15 05 2311 096 C1 Refunds for poultry - other poultry - marketing year 06/07	0,3	---	---	0,0	1,1	0,0	---	---	---	2,6	0,5	---	---	---	---	0,0
05 02 15 05 2311 097 C1 Refunds for poultry - chicks - marketing year 07/08 - R.2777/75, Art.8	0,0	---	0,0	---	0,0	---	---	---	0,0	0,1	---	---	---	0,0	---	0,1
05 02 15 05 2311 097 NA Refunds for poultry - chicks - marketing year 07/08 - R.2777/75, Art.8	---	---	---	---	---	---	---	---	---	---	---	---	---	---	---	---
05 02 15 05 2311 097 Refunds for poultry - chicks - marketing year 07/08 - R.2777/75, Art.8	0,0	---	0,0	---	0,0	---	---	---	0,0	0,1	---	---	---	0,0	---	0,1
05 02 15 05 2311 098 C1 Refunds for poultry - other poultry - marketing year 07/08 - R.2777/75, Art.8	---	---	---	0,3	6,3	0,0	---	---	---	77,7	0,2	---	---	---	---	0,8
05 02 15 05 2311 098 NA Refunds for poultry - other poultry - marketing year 07/08 - R.2777/75, Art.8	---	---	---	---	---	---	---	---	---	---	---	---	---	---	---	---
05 02 15 05 2311 098 Refunds for poultry - other poultry - marketing year 07/08 - R.2777/75, Art.8	---	---	---	0,3	6,3	0,0	---	---	---	77,7	0,2	---	---	---	---	0,8
05 02 15 05 2311 099 C1 Refunds for poultry - chicks - marketing year 08/09 - R.2777/75, Art.8	0,0	---	---	---	0,0	---	---	---	---	---	---	---	---	0,0	---	0,0
05 02 15 05 2311 099 NA Refunds for poultry - chicks - marketing year 08/09 - R.2777/75, Art.8	---	---	---	---	---	---	---	---	---	---	---	---	---	---	---	---
05 02 15 05 2311 099 Refunds for poultry - chicks - marketing year 08/09 - R.2777/75, Art.8	0,0	---	---	---	0,0	---	---	---	---	---	---	---	---	0,0	---	0,0
05 02 15 05 2311 100 C1 Refunds for poultry - other poultry - marketing year 08/09 - R.2777/75, Art.8	---	---	---	0,3	0,0	0,0	---	---	---	3,3	---	---	---	---	---	0,1
05 02 15 05 2311 100 NA Refunds for poultry - other poultry - marketing year 08/09 - R.2777/75, Art.8	---	---	---	---	---	---	---	---	---	---	---	---	---	---	---	---
05 02 15 05 2311 100 Refunds for poultry - other poultry - marketing year 08/09 - R.2777/75, Art.8	---	---	---	0,3	0,0	0,0	---	---	---	3,3	---	---	---	---	---	0,1



En Millions d'euros

26/01/2009 15:36

FEAGA

II Dépenses

Part I - Page 56 / 85

Poste		BE	BG	CZ	DK	DE	EE	IE	GR	ES	FR	IT	CY	LV	LT	LU	HU
05 02 15	C1 Pigmeat, eggs and poultry, bee-keeping and other animal products	5,9	0,2	1,4	17,4	26,6	0,0	1,7	2,7	16,0	92,7	14,1	0,1	0,1	0,2	0,0	4,6
05 02 15	C4 Pigmeat, eggs and poultry, bee-keeping and other animal products	0,8	---	0,1	3,0	3,5	---	---	---	1,5	2,4	1,1	---	---	0,1	---	0,1
05 02 15	NA Pigmeat, eggs and poultry, bee-keeping and other animal products	---	---	---	---	---	---	---	---	---	---	---	---	---	---	---	---
05 02 15	Pigmeat, eggs and poultry, bee-keeping and other animal products	6,7	0,2	1,4	20,4	30,1	0,0	1,7	2,7	17,5	95,1	15,1	0,1	0,1	0,3	0,0	4,7
05 02 16 01 0000 001	C4 Restructuring aid - marketing year 06/07 - 40% - R.320/06, Art.3 - BE, ES, FR, IE, IT, NL, PT, SE	-0,0	---	---	---	---	---	0,0	---	-0,6	-0,0	0,3	---	---	---	---	---
05 02 16 01 0000 001	C5 Restructuring aid - marketing year 06/07 - 40% - R.320/06, Art.3 - BE, ES, FR, IE, IT, NL, PT, SE	---	---	---	---	---	---	0,2	---	0,7	0,0	0,2	---	---	---	---	---
05 02 16 01 0000 001	Restructuring aid - marketing year 06/07 - 40% - R.320/06, Art.3 - BE, ES, FR, IE, IT, NL, PT, SE	-0,0	---	---	---	---	---	0,2	---	0,1	-0,0	0,5	---	---	---	---	---
05 02 16 01 0000 002	C4 Restructuring aid - marketing year 06/07 - 60% - R.320/06, Art.3 - BE, ES, FR, IE, IT, NL, PT, SE	---	---	---	---	---	---	---	---	-0,0	-1,3	---	---	---	---	---	---
05 02 16 01 0000 002	C5 Restructuring aid - marketing year 06/07 - 60% - R.320/06, Art.3 - BE, ES, FR, IE, IT, NL, PT, SE	70,7	---	---	---	---	---	87,1	---	40,2	12,0	341,1	---	---	---	---	---
05 02 16 01 0000 002	Restructuring aid - marketing year 06/07 - 60% - R.320/06, Art.3 - BE, ES, FR, IE, IT, NL, PT, SE	70,7	---	---	---	---	---	87,1	---	40,2	10,7	341,1	---	---	---	---	---
05 02 16 01 0000 003	C4 Restructuring aid - marketing year 07/08 - 40% - R.320/06, Art.3 - CZ, EL, ES, FR, IT, LV, HU, PT, SI, SK, FI	---	---	29,9	---	---	---	---	34,8	5,3	6,1	5,6	---	19,4	---	---	---
05 02 16 01 0000 003	C5 Restructuring aid - marketing year 07/08 - 40% - R.320/06, Art.3 - CZ, EL, ES, FR, IT, LV, HU, PT, SI, SK, FI	---	---	---	---	---	---	---	---	---	---	---	---	---	---	---	31,6
05 02 16 01 0000 003	Restructuring aid - marketing year 07/08 - 40% - R.320/06, Art.3 - CZ, EL, ES, FR, IT, LV, HU, PT, SI, SK, FI	---	---	29,9	---	---	---	---	34,8	5,3	6,1	5,6	---	19,4	---	---	31,6
05 02 16 01 0000 004	C4 Restructuring aid - retroactive payments - R.320/06, Art.3(8) - marketing year 06/07	---	---	---	---	---	---	40,5	---	19,8	11,2	178,5	---	---	---	---	---
05 02 16 01 0000 004	C5 Restructuring aid - retroactive payments - R.320/06, Art.3(8) - marketing year 06/07	35,9	---	---	---	---	---	---	---	---	---	---	---	---	---	---	---
05 02 16 01 0000 004	Restructuring aid - retroactive payments - R.320/06, Art.3(8) - marketing year 06/07	35,9	---	---	---	---	---	40,5	---	19,8	11,2	178,5	---	---	---	---	---
05 02 16 01 0000 005	C4 Restructuring aid - retroactive payments - R.320/06, Art.3(8) - marketing year 07/08	---	---	13,6	---	---	---	---	30,3	3,7	---	---	---	10,2	---	---	---
05 02 16 01 0000 005	C5 Restructuring aid - retroactive payments - R.320/06, Art.3(8) - marketing year 07/08	---	---	---	---	---	---	---	---	---	---	---	---	---	---	---	14,3
05 02 16 01 0000 005	Restructuring aid - retroactive payments - R.320/06, Art.3(8) - marketing year 07/08	---	---	13,6	---	---	---	---	30,3	3,7	---	---	---	10,2	---	---	14,3
05 02 16 01 0000 021	Aid for diversification - payments 09/2007 - R.320/06, Art.6 - ES, IE, IT, PT, SE	---	---	---	---	---	---	---	---	---	---	---	---	---	---	---	---
05 02 16 01 0000 022	C4 Aid for diversification - payments 03/2008 - R.320/06, Art.6 - CZ, EL, ES, IE, IT, LV, HU, PT, SI, SK, FI, SE	---	---	---	---	---	---	0,0	---	---	---	---	---	---	---	---	---
05 02 16 01 0000 022	C5 Aid for diversification - payments 03/2008 - R.320/06, Art.6 - CZ, EL, ES, IE, IT, LV, HU, PT, SI, SK, FI, SE	---	---	---	---	---	---	21,2	---	---	---	---	---	---	---	---	---
05 02 16 01 0000 022	Aid for diversification - payments 03/2008 - R.320/06, Art.6 - CZ, EL, ES, IE, IT, LV, HU, PT, SI, SK, FI, SE	---	---	---	---	---	---	21,2	---	---	---	---	---	---	---	---	---
05 02 16 01 0000 023	C4 Aid for diversification - payments 09/2008 - R.320/06, Art.6 - CZ, EL, ES, IE, IT, LV, HU, PT, SI, SK, FI, SE	---	---	0,4	---	---	---	---	---	---	---	---	---	---	---	---	---
05 02 16 01 0000 041	C4 Additional aid for diversification - payments 09/2007 - R.320/06, Art.7 - IE, IT, PT	---	---	---	---	---	---	0,2	---	---	---	---	---	---	---	---	---
05 02 16 01 0000 041	C5 Additional aid for diversification - payments 09/2007 - R.320/06, Art.7 - IE, IT, PT	---	---	---	---	---	---	0,6	---	---	---	---	---	---	---	---	---
05 02 16 01 0000 041	Additional aid for diversification - payments 09/2007 - R.320/06, Art.7 - IE, IT, PT	---	---	---	---	---	---	0,8	---	---	---	---	---	---	---	---	---
05 02 16 01 0000 042	Additional aid for diversification - payments 03/2008 - R.320/06, Art.7 - EL, IE, IT, LV, PT, SI	---	---	---	---	---	---	---	---	---	---	---	---	---	---	---	---
05 02 16 01 0000 043	C4 Additional aid for diversification - payments 09/2008 - R.320/06, Art.7 - EL, IE, IT, LV, PT, SI	---	---	---	---	---	---	---	8,7	---	---	---	---	7,3	---	---	---
05 02 16 01 0000 061	Transitional aid to full-time refiners - 40% advance, 100% - R.320/06, Art.8 - FR, PT, SI, FI, UK	---	---	---	---	---	---	---	---	---	---	---	---	---	---	---	---
05 02 16 01 0000 062	C5 Transitional aid to full-time refiners - 60% balance - R.320/06, Art.8	---	---	---	---	---	---	---	---	---	14,9	---	---	---	---	---	---

En Millions d'euros

26/01/2009 15:36

Part I - Page 57 / 85

FEAGA

II Dépenses

Poste		BE	BG	CZ	DK	DE	EE	IE	GR	ES	FR	IT	CY	LV	LT	LU	HU
05 02 16 01 0000 081	Transitional aid to certain Member States - payments 09/2007 - R.320/06, Art.9 - AT, SE	---	---	---	---	---	---	---	---	---	---	---	---	---	---	---	---
05 02 16 01 0000 082	C5 Transitional aid to certain Member States - payments 03/2008 - R.320/06, Art.9 - AT, SE	---	---	---	---	---	---	---	---	---	---	---	---	---	---	---	---
05 02 16 01 0000 083	C4 Transitional aid to certain Member States - payments 09/2008 - R.320/06, Art.9 - AT, SE	---	---	---	---	---	---	---	---	---	---	---	---	---	---	---	---
05 02 16 01	C4 Sugar Restructuring Fund	-0,0	---	43,9	---	---	---	40,7	73,8	28,1	16,0	184,4	---	36,9	---	---	---
05 02 16 01	C5 Sugar Restructuring Fund	106,6	---	---	---	---	---	109,2	---	40,9	26,9	341,3	---	---	---	---	45,9
05 02 16 01	Sugar Restructuring Fund	106,6	---	43,9	---	---	---	149,9	73,8	69,1	42,9	525,6	---	36,9	---	---	45,9
05 02 16 02	Clearance with regard to the Sugar Restructuring Fund	---	---	---	---	---	---	---	---	---	---	---	---	---	---	---	---
05 02 16	C4 Sugar Restructuring Fund	-0,0	---	43,9	---	---	---	40,7	73,8	28,1	16,0	184,4	---	36,9	---	---	---
05 02 16	C5 Sugar Restructuring Fund	106,6	---	---	---	---	---	109,2	---	40,9	26,9	341,3	---	---	---	---	45,9
05 02 16	Sugar Restructuring Fund	106,6	---	43,9	---	---	---	149,9	73,8	69,1	42,9	525,6	---	36,9	---	---	45,9
<b>05 02</b>	<b>C1 Interventions in agricultural markets</b>	<b>130,3</b>	<b>11,9</b>	<b>20,9</b>	<b>84,1</b>	<b>179,8</b>	<b>0,9</b>	<b>25,0</b>	<b>143,9</b>	<b>872,3</b>	<b>782,7</b>	<b>784,5</b>	<b>7,9</b>	<b>1,5</b>	<b>15,4</b>	<b>0,6</b>	<b>-28,1</b>
<b>05 02</b>	<b>C4 Interventions in agricultural markets</b>	<b>0,8</b>	<b>---</b>	<b>43,9</b>	<b>3,0</b>	<b>4,7</b>	<b>---</b>	<b>40,7</b>	<b>73,8</b>	<b>44,2</b>	<b>35,1</b>	<b>195,0</b>	<b>0,6</b>	<b>36,9</b>	<b>0,1</b>	<b>---</b>	<b>0,1</b>
<b>05 02</b>	<b>C5 Interventions in agricultural markets</b>	<b>163,3</b>	<b>---</b>	<b>0,4</b>	<b>2,4</b>	<b>24,8</b>	<b>---</b>	<b>112,0</b>	<b>6,2</b>	<b>100,2</b>	<b>92,7</b>	<b>426,9</b>	<b>0,2</b>	<b>---</b>	<b>---</b>	<b>---</b>	<b>46,8</b>
<b>05 02</b>	<b>NA Interventions in agricultural markets</b>	<b>---</b>	<b>---</b>	<b>---</b>	<b>---</b>	<b>---</b>	<b>---</b>	<b>---</b>	<b>---</b>	<b>---</b>	<b>---</b>	<b>---</b>	<b>---</b>	<b>---</b>	<b>---</b>	<b>---</b>	<b>---</b>
<b>05 02</b>	<b>Interventions in agricultural markets</b>	<b>294,5</b>	<b>11,9</b>	<b>65,3</b>	<b>89,5</b>	<b>209,3</b>	<b>0,9</b>	<b>177,7</b>	<b>224,0</b>	<b>1.016,8</b>	<b>910,5</b>	<b>1.406,4</b>	<b>8,7</b>	<b>38,4</b>	<b>15,5</b>	<b>0,6</b>	<b>18,9</b>
05 03 01 01 0000 001	C1 Single Payment Scheme - R.1782/03, title III - calendar year 2005	0,0	---	---	-0,3	2,1	---	2,5	---	---	---	3,0	---	---	---	0,0	---
05 03 01 01 0000 001	C5 Single Payment Scheme - R.1782/03, title III - calendar year 2005	0,0	---	---	---	0,2	---	0,1	---	---	---	0,1	---	---	---	---	---
05 03 01 01 0000 001	NA Single Payment Scheme - R.1782/03, title III - calendar year 2005	---	---	---	---	---	---	---	---	---	---	---	---	---	---	---	---
05 03 01 01 0000 001	Single Payment Scheme - R.1782/03, title III - calendar year 2005	0,0	---	---	-0,3	2,4	---	2,6	---	---	---	3,2	---	---	---	0,0	---
05 03 01 01 0000 002	C1 Single Payment Scheme - R.1782/03, title III - calendar year 2006 - EU 15	0,1	---	---	0,1	3,5	---	6,5	-0,2	15,2	-0,1	15,7	---	---	---	0,0	---
05 03 01 01 0000 002	C5 Single Payment Scheme - R.1782/03, title III - calendar year 2006 - EU 15	0,0	---	---	0,0	0,9	---	0,9	7,5	14,7	0,2	2,2	---	---	---	---	---
05 03 01 01 0000 002	NA Single Payment Scheme - R.1782/03, title III - calendar year 2006 - EU 15	---	---	---	---	---	---	---	---	---	---	---	---	---	---	---	---
05 03 01 01 0000 002	Single Payment Scheme - R.1782/03, title III - calendar year 2006 - EU 15	0,1	---	---	0,1	4,4	---	7,4	7,3	30,0	0,1	17,9	---	---	---	0,0	---
05 03 01 01 0000 003	C1 Single Payment Scheme - R.1782/03, title III - calendar year 2007 - EU 15, MT, SI	452,9	---	---	915,5	5.335,1	---	1.237,2	1.818,4	3.163,6	5.694,3	2.892,5	---	---	---	34,0	---
05 03 01 01 0000 003	C5 Single Payment Scheme - R.1782/03, title III - calendar year 2007 - EU 15, MT, SI	0,5	---	---	2,3	3,9	---	3,6	7,1	82,9	1,3	293,0	---	---	---	0,1	---
05 03 01 01 0000 003	NA Single Payment Scheme - R.1782/03, title III - calendar year 2007 - EU 15, MT, SI	---	---	---	---	---	---	---	---	---	---	---	---	---	---	---	---
05 03 01 01 0000 003	Single Payment Scheme - R.1782/03, title III - calendar year 2007 - EU 15, MT, SI	453,4	---	---	917,8	5.339,0	---	1.240,8	1.825,5	3.246,5	5.695,6	3.185,5	---	---	---	34,2	---
05 03 01 01 0000 004	C1 Single Payment Scheme - R.1782/03, title III - calendar year 2007 - payments - without modulation - R.1782/03, Art.10(5) - EL	---	---	---	---	---	---	---	61,3	---	---	---	---	---	---	---	---
05 03 01 01 0000 004	NA Single Payment Scheme - R.1782/03, title III - calendar year 2007 - payments - without modulation - R.1782/03, Art.10(5) - EL	---	---	---	---	---	---	---	---	---	---	---	---	---	---	---	---
05 03 01 01 0000 004	Single Payment Scheme - R.1782/03, title III - calendar year 2007 - payments - without modulation - R.1782/03, Art.10(5) - EL	---	---	---	---	---	---	---	61,3	---	---	---	---	---	---	---	---
05 03 01 01	C1 SPS (single payment scheme)	453,0	---	---	915,3	5.340,8	---	1.246,1	1.879,5	3.178,8	5.694,2	2.911,3	---	---	---	34,0	---



AGRI.1.4		TOTAL PRIS EN COMPTE POUR LES PAYEMENTS JUSQU'AU 10/2008											D/2244/2009 3.11.06.03.06.01.02.04				
FEAGA		En Millions d'euros															
		II Dépenses															
Poste		BE	BG	CZ	DK	DE	EE	IE	GR	ES	FR	IT	CY	LV	LT	LU	HU
05 03 01 01	C5 SPS (single payment scheme)	0,5	---	---	2,3	5,0	---	4,7	14,6	97,6	1,5	295,3	---	---	---	0,1	---
05 03 01 01	NA SPS (single payment scheme)	---	---	---	---	---	---	---	---	---	---	---	---	---	---	---	---
05 03 01 01	SPS (single payment scheme)	453,5	---	---	917,6	5.345,8	---	1.250,8	1.894,1	3.276,4	5.695,7	3.206,6	---	---	---	34,2	---
05 03 01 02 0000 001	C1 Single area payment scheme - new Member States - R.1782/03, Art.143b) - calendar year 2004	---	---	0,0	---	---	---	---	---	---	---	---	0,0	0,0	0,0	---	-0,0
05 03 01 02 0000 002	C1 Single area payment scheme - new Member States - R.1782/03, Art.143b) - calendar year 2005	---	---	0,0	---	---	-0,0	---	---	---	---	---	0,0	0,0	0,0	---	-0,0
05 03 01 02 0000 003	C1 Single area payment scheme - new Member States - R.1782/03, Art.143b) - calendar year 2006 - CZ, EE, CY, LT, LV, HU, PL, SK	---	---	0,1	---	---	0,1	---	---	---	---	---	0,0	0,0	0,1	---	---
05 03 01 02 0000 004	C1 Single area payment scheme - new Member States - R.1782/03, Art.143b) - calendar year 2007 - BG, CZ, EE, CY, LT, LV, HU, PL, RO, SK	---	166,3	354,5	---	---	40,4	---	---	---	---	---	19,4	55,5	146,2	---	508,3
05 03 01 02	C1 SAPS (single area payment scheme)	---	166,3	354,7	---	---	40,5	---	---	---	---	---	19,4	55,5	146,3	---	508,3
05 03 01 03 0000 001	C1 Separate sugar payment - R.1782/03, Art.143ba - calendar year 2006 - CZ, LV, LT, HU, PL, SK	---	---	---	---	---	---	---	---	---	---	---	---	---	0,0	---	---
05 03 01 03 0000 002	C1 Separate sugar payment - R.1782/03, Art.143ba - calendar year 2007 - CZ, LV, LT, HU, PL, RO, SK	---	---	24,4	---	---	---	---	---	---	---	---	---	5,1	7,9	---	31,9
05 03 01 03	C1 Separate sugar payment	---	---	24,4	---	---	---	---	---	---	---	---	---	5,1	8,0	---	31,9
05 03 01	C1 Decoupled direct aids	453,0	166,3	379,1	915,3	5.340,8	40,5	1.246,1	1.879,5	3.178,8	5.694,2	2.911,3	19,4	60,6	154,2	34,0	540,2
05 03 01	C5 Decoupled direct aids	0,5	---	---	2,3	5,0	---	4,7	14,6	97,6	1,5	295,3	---	---	---	0,1	---
05 03 01	NA Decoupled direct aids	---	---	---	---	---	---	---	---	---	---	---	---	---	---	---	---
05 03 01	Decoupled direct aids	453,5	166,3	379,1	917,6	5.345,8	40,5	1.250,8	1.894,1	3.276,4	5.695,7	3.206,6	19,4	60,6	154,2	34,2	540,2
05 03 02 01 0000 001	C1 Area aid - cereals, oil-seeds, proteins, grass silage, set-aside (excluding non food set-aside) - R.1251/99, R.1782/03 (Art.100) - calendar year 2004 and earlier	-0,0	---	---	---	0,5	---	-0,0	0,2	0,8	0,2	-0,1	---	---	---	0,0	---
05 03 02 01 0000 002	C1 Area aid - cereals, oil-seeds, proteins, grass silage, set-aside (excluding non food set-aside) - R.1782/03, Art.100 - calendar year 2005	---	---	---	---	---	---	---	0,0	2,0	0,1	---	---	---	---	---	---
05 03 02 01 0000 003	C1 Area aid - cereals, oil-seeds, proteins, grass silage, set-aside (excluding non food set-aside) - R.1782/03, Art.100 - calendar year 2006 - ES, FR, MT, SI	---	---	---	---	---	---	---	---	1,2	-0,2	---	---	---	---	---	---
05 03 02 01 0000 004	C1 Area aid - cereals, oil-seeds, proteins, grass silage, set-aside - R.1782/03, Art.100, Art.107(6) - calendar year 2007 - ES, FR	---	---	---	---	---	---	---	---	343,2	1.083,9	---	---	---	---	---	---
05 03 02 01 1060 022	C1 Set-aside related to per hectare aid - non food - R.2461/99, R.1251/99 (Art.6(3)) - marketing year 04/05 and earlier	---	---	---	---	0,0	---	---	---	0,0	0,0	0,0	---	---	---	---	---
05 03 02 01 1060 023	C1 Set-aside related to per hectare aid - non food - R.1782/03, Art.107 - calendar year 2005	---	---	---	---	---	---	---	---	0,0	0,0	---	---	---	---	---	---
05 03 02 01 1060 024	C1 Set-aside related to per hectare aid - non food - R.1782/03, Art.107 - calendar year 2006 - ES, FR, MT, SI	---	---	---	---	---	---	---	---	---	-0,1	---	---	---	---	---	---
05 03 02 01 1062 005	C1 Five-year set-aside - marketing year 97/98 and earlier	---	---	---	---	---	---	---	---	---	-0,0	0,0	---	---	---	---	---
05 03 02 01	C1 COP area payments	-0,0	---	---	---	0,5	---	-0,0	0,3	347,2	1.083,9	-0,1	---	---	---	0,0	---
05 03 02 04 0000 001	C1 Supplementary aid - durum wheat - traditional production zones - Art.5, R.1251/99; Art.105, R.1782/03 - calendar year 2004 and earlier	---	---	---	---	---	---	---	0,1	0,1	0,0	-0,1	---	---	---	---	---
05 03 02 04 0000 002	C1 Supplementary aid - durum wheat - traditional production zones - R.1782/03, Art.105 - calendar year 2005	---	---	---	---	---	---	---	0,0	0,1	0,0	---	---	---	---	---	---
05 03 02 04 0000 003	C1 Supplementary aid - durum wheat - traditional production zones - R.1782/03, Art.105 - calendar year 2006 - ES, FR	---	---	---	---	---	---	---	---	0,3	0,0	---	---	---	---	---	---
05 03 02 04 0000 004	C1 Supplementary aid - durum wheat - traditional production zones - R.1782/03, Art.105 - calendar year 2007 - ES, FR	---	---	---	---	---	---	---	---	31,9	13,6	---	---	---	---	---	---
05 03 02 04	C1 Supplementary aid for durum wheat: traditional production zones	---	---	---	---	---	---	---	0,1	32,4	13,7	-0,1	---	---	---	---	---

En Millions d'euros

26/01/2009 15:36

FEAGA

II Dépenses

Part I - Page 59 / 85

Poste		BE	BG	CZ	DK	DE	EE	IE	GR	ES	FR	IT	CY	LV	LT	LU	HU
05 03 02 05 1800 096	Cereals - crop 2004 and earlier	---	---	---	---	---	---	---	---	---	---	---	---	---	---	---	---
05 03 02 05 1800 097	Oil-seeds - crop 2004 and earlier	---	---	---	---	---	---	---	---	---	---	---	---	---	---	---	---
05 03 02 05 1800 098	C1 Graminaceous - crop 2004 and earlier	---	---	---	---	---	---	---	---	---	---	---	---	---	---	---	---
05 03 02 05 1800 099	C1 Leguminous - crop 2004 and earlier	---	---	---	---	---	---	---	---	---	0,0	---	---	---	---	---	---
05 03 02 05 1800 100	Rice - crop 2004 and earlier	---	---	---	---	---	---	---	---	---	---	---	---	---	---	---	---
05 03 02 05 1800 101	Cereals - R.1782/03, Art.99 - crop 2005	---	---	---	---	---	---	---	---	---	---	---	---	---	---	---	---
05 03 02 05 1800 102	Oil-seeds - R.1782/03, Art.99 - crop 2005	---	---	---	---	---	---	---	---	---	---	---	---	---	---	---	---
05 03 02 05 1800 103	C1 Graminaceous - R.1782/03, Art.99 - crop 2005	---	---	---	---	---	---	---	---	---	---	---	---	---	---	---	---
05 03 02 05 1800 104	C1 Leguminous - R.1782/03, Art.99 - crop 2005	---	---	---	---	---	---	---	---	---	0,0	---	---	---	---	---	---
05 03 02 05 1800 105	Rice - R.1782/03, Art.99 - crop 2005	---	---	---	---	---	---	---	---	---	---	---	---	---	---	---	---
05 03 02 05 1800 106	Cereals - R.1782/03, Art.99 - crop 2006 - BE, EL, ES, FR, IT, MT, NL, PT, SI, FI	---	---	---	---	---	---	---	---	---	---	---	---	---	---	---	---
05 03 02 05 1800 107	C1 Oil-seeds - R.1782/03, Art.99 - crop 2006 - BE, EL, ES, FR, IT, MT, NL, PT, SI, FI	0,0	---	---	---	---	---	---	---	---	-0,0	0,0	---	---	---	---	---
05 03 02 05 1800 108	C1 Graminaceous - R.1782/03, Art.99 - crop 2006 - BE, EL, ES, FR, IT, MT, NL, PT, SI, FI	---	---	---	---	---	---	---	---	0,0	---	0,0	---	---	---	---	---
05 03 02 05 1800 109	C1 Leguminous - R.1782/03, Art.99 - crop 2006 - BE, EL, ES, FR, IT, MT, NL, PT, SI, FI	---	---	---	---	---	---	---	-0,1	0,0	---	0,0	---	---	---	---	---
05 03 02 05 1800 110	C1 Rice - R.1782/03, Art.99 - crop 2006 - BE, EL, ES, FR, IT, MT, NL, PT, SI, FI	---	---	---	---	---	---	---	---	0,0	---	0,2	---	---	---	---	---
05 03 02 05 1800 111	C1 Cereals - R.1782/03, Art.99 - crop 2007 - BE, EL, ES, FR, IT, NL, PT, FI	0,3	---	---	---	---	---	---	---	---	0,0	0,0	---	---	---	---	---
05 03 02 05 1800 112	C1 Oil-seeds - R.1782/03, Art.99 - crop 2007 - BE, EL, ES, FR, IT, NL, PT, FI	0,7	---	---	---	---	---	---	---	---	1,6	0,1	---	---	---	---	---
05 03 02 05 1800 113	C1 Graminaceous - R.1782/03, Art.99 - crop 2007 - BE, EL, ES, FR, IT, NL, PT, FI	---	---	---	---	---	---	---	---	0,5	---	0,4	---	---	---	---	---
05 03 02 05 1800 114	C1 Leguminous - R.1782/03, Art.99 - crop 2007 - BE, EL, ES, FR, IT, NL, PT, FI	---	---	---	---	---	---	---	0,4	2,1	---	2,7	---	---	---	---	---
05 03 02 05 1800 115	C1 Rice - R.1782/03, Art.99 - crop 2007 - BE, EL, ES, FR, IT, NL, PT, FI	---	---	---	---	---	---	---	0,5	2,2	0,1	7,3	---	---	---	---	---
05 03 02 05	C1 Production aid for seeds	1,0	---	---	---	---	---	---	0,8	5,0	1,7	10,6	---	---	---	---	---
05 03 02 06 2120 032	C1 Suckler cow premium - calendar year applications - 2004 and earlier	-0,0	---	---	-0,0	0,0	---	0,2	0,2	0,1	0,0	0,0	---	---	---	---	---
05 03 02 06 2120 034	C1 Suckler cow premium - R.1782/03, Art.125 - calendar year 2005	-0,0	---	---	---	---	---	---	0,0	0,1	0,0	---	---	---	---	---	---
05 03 02 06 2120 036	C1 Suckler cow premium - R.1782/03, Art.125 - calendar year 2006 - BE, ES, FR, MT, AT, PT, SI	-0,1	---	---	---	---	---	---	---	2,3	-0,1	---	---	---	---	---	---
05 03 02 06 2120 037	C1 Suckler cow premium - R.1782/03, Art.125; R.1973/04, Art.126 - advances - calendar year 2007 - BE, ES, FR, AT, PT	50,6	---	---	---	---	---	---	---	157,0	590,3	---	---	---	---	---	---
05 03 02 06 2120 038	Suckler cow premium - R.1782/03, Art.125; R.1973/04, Art.126 - advances - calendar year 2007 - payments - without modulation - R.1782/03, Art.10(5)	---	---	---	---	---	---	---	---	---	---	---	---	---	---	---	---
05 03 02 06 2120 039	C1 Suckler cow premium - R.1782/03, Art.125 - balance - calendar year 2007 - BE, ES, FR, AT, PT	22,9	---	---	---	---	---	---	---	88,3	104,2	---	---	---	---	---	---
05 03 02 06 2120 040	Suckler cow premium - R.1782/03, Art.125 - balance - calendar year 2007 - payments - without modulation - R.1782/03, Art.10(5)	---	---	---	---	---	---	---	---	---	---	---	---	---	---	---	---
05 03 02 06	C1 Suckler-cow premium	73,4	---	---	-0,0	0,0	---	0,2	0,2	247,9	694,5	0,0	---	---	---	---	---
05 03 02 07 2121 121	C1 Additional premium - suckler cow - calendar year applications 2004 and earlier	-0,0	---	---	---	---	---	---	0,0	0,0	-0,0	0,0	---	---	---	---	---



En Millions d'euros

26/01/2009 15:36

Part I - Page 61 / 85

FEAGA

II Dépenses

Poste		BE	BG	CZ	DK	DE	EE	IE	GR	ES	FR	IT	CY	LV	LT	LU	HU
05 03 02 09 2124 029	Calf premium - R.1782/03, Art.130(1)b) - calendar year 2006 - payments - without modulation - R.1782/03, Art.10(5)	---	---	---	---	---	---	---	---	---	---	---	---	---	---	---	---
05 03 02 09 2124 051	C1 Calf premium - advances - R.1782/03, Art.130; R.1973/04, Art.126 - calendar year 2007 - BE, ES, FR, NL, AT, PT	1,9	---	---	---	---	---	---	---	0,1	59,3	---	---	---	---	---	---
05 03 02 09 2124 052	C1 Calf premium - balance - R.1782/03, Art.130(1)b) - calendar year 2007 - BE, ES, FR, NL, AT, PT	4,1	---	---	---	---	---	---	---	0,4	11,8	---	---	---	---	---	---
05 03 02 09 2124 053	Calf premium - advances - R.1782/03, Art.130; R.1973/04, Art.126 - calendar year 2007 - payments - without modulation - R.1782/03, Art.10(5)	---	---	---	---	---	---	---	---	---	---	---	---	---	---	---	---
05 03 02 09 2124 054	Calf premium - balance - R.1782/03, Art.130(1)b) - calendar year 2007 - payments - without modulation - R.1782/03, Art.10(5)	---	---	---	---	---	---	---	---	---	---	---	---	---	---	---	---
05 03 02 09	C1 Beef slaughter premium — Calves	6,0	---	---	-0,0	-0,0	---	---	0,0	0,5	71,1	0,1	---	---	---	---	---
05 03 02 10 2124 009	C1 Adult premium - Art.11(1)a), R.1254/99 - calendar year 2004 and earlier	0,0	---	---	-0,1	0,0	---	0,0	0,1	0,6	0,0	0,5	---	---	---	---	---
05 03 02 10 2124 031	C1 Adult premium - R.1782/03, Art.130 - calendar year 2005	---	---	---	---	---	---	---	0,0	0,0	-0,0	---	---	---	---	---	---
05 03 02 10 2124 033	C1 Adult premium - R.1782/03, Art.130(1)a) - calendar year 2006 - ES, FR, MT, NL, AT, PT, SI	---	---	---	---	---	---	---	---	1,1	0,1	---	---	---	---	---	---
05 03 02 10 2124 034	Adult premium - Art.1&2, R.1117/06 - calendar year 2000 - NL	---	---	---	---	---	---	---	---	---	---	---	---	---	---	---	---
05 03 02 10 2124 035	Adult premium - Art.1&2, R.1117/06 - calendar year 2001 - NL	---	---	---	---	---	---	---	---	---	---	---	---	---	---	---	---
05 03 02 10 2124 036	Adult premium - Art.1&2, R.1117/06 - calendar year 2002 - NL	---	---	---	---	---	---	---	---	---	---	---	---	---	---	---	---
05 03 02 10 2124 037	Adult premium - Art.1&2, R.1117/06 - calendar year 2003 - NL	---	---	---	---	---	---	---	---	---	---	---	---	---	---	---	---
05 03 02 10 2124 039	Adult premium - R.1782/03, Art.130(1)a) - calendar year 2006 - payments - without modulation - R.1782/03, Art.10(5)	---	---	---	---	---	---	---	---	---	---	---	---	---	---	---	---
05 03 02 10 2124 080	C1 Adult premium - advances - R.1782/03, Art.130; R.1973/04, Art.126 - calendar year 2007 - ES, FR, NL, AT, PT	---	---	---	---	---	---	---	---	14,4	84,5	---	---	---	---	---	---
05 03 02 10 2124 081	C1 Adult premium - balance - R.1782/03, Art.130(1)a) - calendar year 2007 - ES, FR, NL, AT, PT	---	---	---	---	---	---	---	---	30,1	10,0	---	---	---	---	---	---
05 03 02 10 2124 082	Adult premium - advances - R.1782/03, Art.130; R.1973/04, Art.126 - calendar year 2007 - payments - without modulation - R.1782/03, Art.10(5)	---	---	---	---	---	---	---	---	---	---	---	---	---	---	---	---
05 03 02 10 2124 083	Adult premium - balance - R.1782/03, Art.130(1)a) - calendar year 2007 - payments - without modulation - R.1782/03, Art.10(5)	---	---	---	---	---	---	---	---	---	---	---	---	---	---	---	---
05 03 02 10	C1 Beef slaughter premium — Adults	0,0	---	---	-0,1	0,0	---	0,0	0,1	46,2	94,6	0,5	---	---	---	---	---
05 03 02 13 2220 059	C1 Ewe and goat premium - non milking ewes - marketing year 2004 and earlier	---	---	---	---	0,0	---	0,0	0,0	-0,0	0,0	0,1	---	---	---	---	---
05 03 02 13 2220 060	C1 Ewe and goat premium - milking ewes - marketing year 2004 and earlier	---	---	---	---	-0,0	---	---	0,0	0,0	-0,0	0,1	---	---	---	---	---
05 03 02 13 2220 061	C1 Ewe and goat premium - she-goats - marketing year 2004 and earlier	---	---	---	---	---	---	---	0,0	0,0	---	0,1	---	---	---	---	---
05 03 02 13 2220 062	C1 Ewe and goat premium - non milking ewes - 1782/03, Art.113 - calendar year 2005	---	---	---	-0,0	---	---	---	0,0	0,0	-0,0	---	---	---	---	---	---
05 03 02 13 2220 063	C1 Ewe and goat premium - milking ewes - R.1782/03, Art.113 - calendar year 2005	---	---	---	---	---	---	---	0,0	0,0	---	---	---	---	---	---	---
05 03 02 13 2220 064	C1 Ewe and goat premium - she-goats - R.1782/03, Art.113 - calendar year 2005	---	---	---	---	---	---	---	0,0	0,0	---	---	---	---	---	---	---
05 03 02 13 2220 065	C1 Ewe and goat premium - non milking ewes - 1782/03, Art.113 - calendar year 2006 - DK, ES, FR, MT, PT, SI, FI	---	---	---	0,0	---	---	---	---	0,5	0,0	---	---	---	---	---	---
05 03 02 13 2220 066	C1 Ewe and goat premium - milking ewes - 1782/03, Art.113 - calendar year 2006 - DK, ES, FR, MT, PT, SI, FI	---	---	---	---	---	---	---	---	-0,0	0,0	---	---	---	---	---	---
05 03 02 13 2220 067	C1 Ewe and goat premium - she-goats - 1782/03, Art.113 - calendar year 2006 - DK, ES, FR, MT, PT, SI, FI	---	---	---	---	---	---	---	---	0,1	---	---	---	---	---	---	---
05 03 02 13 2220 068	C1 Ewe and goat premium - non milking ewes - 1782/03, Art.113 - calendar year 2007 - DK, ES, FR, PT, SI, FI	---	---	---	0,6	---	---	---	---	123,7	45,7	---	---	---	---	---	---
05 03 02 13 2220 069	C1 Ewe and goat premium - milking ewes - 1782/03, Art.113 - calendar year 2007 - DK, ES, FR, PT, SI, FI	---	---	---	0,0	---	---	---	---	24,3	11,6	---	---	---	---	---	---

En Millions d'euros

26/01/2009 15:36

Part I - Page 62 / 85

FEAGA

II Dépenses

Poste		BE	BG	CZ	DK	DE	EE	IE	GR	ES	FR	IT	CY	LV	LT	LU	HU
05 03 02 13 2220 070	C1 Ewe and goat premium - she-goats - 1782/03, Art.113 - calendar year 2007 - DK, ES, FR, PT, SI, FI	---	---	---	---	---	---	---	---	12,8	---	---	---	---	---	---	---
05 03 02 13	C1 Sheep and goat premium	---	---	---	0,7	0,0	---	0,0	0,0	161,5	57,4	0,3	---	---	---	---	---
05 03 02 14 2221 059	C1 Supplementary premium - ewe - non milking ewes - marketing year 2004 and earlier	---	---	---	---	-0,0	---	0,0	0,0	0,0	0,0	-0,0	---	---	---	---	---
05 03 02 14 2221 060	C1 Supplementary premium - ewe - milking ewes - marketing year 2004 and earlier	---	---	---	---	---	---	---	0,0	0,0	---	0,1	---	---	---	---	---
05 03 02 14 2221 061	C1 Supplementary premium - she-goats - marketing year 2004 and earlier	---	---	---	---	---	---	---	0,0	-0,0	---	0,0	---	---	---	---	---
05 03 02 14 2221 062	C1 Supplementary premium - ewe - non milking ewes - R.1782/03, Art.114 - calendar year 2005	---	---	---	---	---	---	---	0,0	0,0	-0,0	---	---	---	---	---	---
05 03 02 14 2221 063	C1 Supplementary premium - ewe - milking ewes - R.1782/03, Art.114 - calendar year 2005	---	---	---	---	---	---	---	0,0	0,0	---	---	---	---	---	---	---
05 03 02 14 2221 064	C1 Supplementary premium - she-goats - R.1782/03, Art.114 - calendar year 2005	---	---	---	---	---	---	---	0,0	0,0	---	---	---	---	---	---	---
05 03 02 14 2221 065	C1 Supplementary premium - ewe - non milking ewes - R.1782/03, Art.114 - calendar year 2006 - ES, FR, MT, PT, SI, FI	---	---	---	---	---	---	---	---	0,1	0,0	---	---	---	---	---	---
05 03 02 14 2221 066	C1 Supplementary premium - ewe - milking ewes - R.1782/03, Art.114 - calendar year 2006 - ES, FR, MT, PT, SI, FI	---	---	---	---	---	---	---	---	0,0	0,0	---	---	---	---	---	---
05 03 02 14 2221 067	C1 Supplementary premium - she-goats - R.1782/03, Art.114 - calendar year 2006 - ES, FR, MT, PT, SI, FI	---	---	---	---	---	---	---	---	0,0	---	---	---	---	---	---	---
05 03 02 14 2221 068	C1 Supplementary premium - ewe - non milking ewes - R.1782/03, Art.114 - calendar year 2007 - ES, FR, PT, SI, FI	---	---	---	---	---	---	---	---	36,2	12,5	---	---	---	---	---	---
05 03 02 14 2221 069	C1 Supplementary premium - ewe - milking ewes - R.1782/03, Art.114 - calendar year 2007 - ES, FR, PT, SI, FI	---	---	---	---	---	---	---	---	9,3	4,8	---	---	---	---	---	---
05 03 02 14 2221 070	C1 Supplementary premium - she-goats - R.1782/03, Art.114 - calendar year 2007 - ES, FR, PT, SI, FI	---	---	---	---	---	---	---	---	4,5	---	---	---	---	---	---	---
05 03 02 14	C1 Sheep and goat supplementary premium	---	---	---	---	-0,0	---	0,0	0,0	50,3	17,2	0,1	---	---	---	---	---
05 03 02 16 0000 001	C1 Dairy premium - Art.95, R.1782/03 - calendar year 2004	---	---	---	---	-0,0	---	0,0	---	0,0	0,0	0,0	---	---	---	---	---
05 03 02 16 0000 001	NA Dairy premium - Art.95, R.1782/03 - calendar year 2004	---	---	---	---	---	---	---	---	---	---	---	---	---	---	---	---
05 03 02 16 0000 001	Dairy premium - Art.95, R.1782/03 - calendar year 2004	---	---	---	---	-0,0	---	0,0	---	0,0	0,0	0,0	---	---	---	---	---
05 03 02 16 0000 002	C1 Dairy premium - Art.95, R.1782/03 - calendar year 2005	---	---	---	---	---	---	---	0,0	0,0	-0,0	0,0	---	---	---	---	---
05 03 02 16 0000 002	NA Dairy premium - Art.95, R.1782/03 - calendar year 2005	---	---	---	---	---	---	---	---	---	---	---	---	---	---	---	---
05 03 02 16 0000 002	Dairy premium - Art.95, R.1782/03 - calendar year 2005	---	---	---	---	---	---	---	0,0	0,0	-0,0	0,0	---	---	---	---	---
05 03 02 16 0000 003	C1 Dairy premium - Art.95, R.1782/03 - calendar year 2006 - EL, MT, NL, AT, PT, SI, SE	---	---	---	---	---	---	---	0,0	---	---	---	---	---	---	---	---
05 03 02 16 0000 003	NA Dairy premium - Art.95, R.1782/03 - calendar year 2006 - EL, MT, NL, AT, PT, SI, SE	---	---	---	---	---	---	---	---	---	---	---	---	---	---	---	---
05 03 02 16 0000 003	Dairy premium - Art.95, R.1782/03 - calendar year 2006 - EL, MT, NL, AT, PT, SI, SE	---	---	---	---	---	---	---	0,0	---	---	---	---	---	---	---	---
05 03 02 16 0000 004	C1 Dairy premium - Art.95, R.1782/03 - calendar year 2006 - payments - without modulation - R.1782/03, Art.10(5)	---	---	---	---	---	---	---	---	---	---	---	---	---	---	---	---
05 03 02 16	C1 Dairy premium	---	---	---	---	-0,0	---	0,0	0,0	0,0	0,0	0,0	---	---	---	---	---
05 03 02 16	NA Dairy premium	---	---	---	---	---	---	---	---	---	---	---	---	---	---	---	---
05 03 02 16	Dairy premium	---	---	---	---	-0,0	---	0,0	0,0	0,0	0,0	0,0	---	---	---	---	---
05 03 02 17 0000 001	C1 Additional payments - milk producers - Art.96, R.1782/03 - calendar year 2004	-0,0	---	---	---	-0,0	---	---	---	0,0	---	0,0	---	---	---	---	---
05 03 02 17 0000 001	NA Additional payments - milk producers - Art.96, R.1782/03 - calendar year 2004	---	---	---	---	---	---	---	---	---	---	---	---	---	---	---	---
05 03 02 17 0000 001	Additional payments - milk producers - Art.96, R.1782/03 - calendar year 2004	-0,0	---	---	---	-0,0	---	---	---	0,0	---	0,0	---	---	---	---	---

En Millions d'euros

26/01/2009 15:36

Part I - Page 63 / 85

FEAGA

II Dépenses

Poste	BE	BG	CZ	DK	DE	EE	IE	GR	ES	FR	IT	CY	LV	LT	LU	HU
05 03 02 17 0000 002 C1 Additional payments - milk producers - Art.96, R.1782/03 - calendar year 2005	---	---	---	---	---	---	---	0,0	0,0	-0,0	0,0	---	---	---	---	---
05 03 02 17 0000 002 NA Additional payments - milk producers - Art.96, R.1782/03 - calendar year 2005	---	---	---	---	---	---	---	---	---	---	---	---	---	---	---	---
05 03 02 17 0000 002 Additional payments - milk producers - Art.96, R.1782/03 - calendar year 2005	---	---	---	---	---	---	---	0,0	0,0	-0,0	0,0	---	---	---	---	---
05 03 02 17 0000 003 C1 Additional payments - milk producers - Art.96, R.1782/03 - calendar year 2006 - EL, MT, NL, AT, PT, SI, SE	---	---	---	---	---	---	---	0,0	---	---	---	---	---	---	---	---
05 03 02 17 0000 003 NA Additional payments - milk producers - Art.96, R.1782/03 - calendar year 2006 - EL, MT, NL, AT, PT, SI, SE	---	---	---	---	---	---	---	---	---	---	---	---	---	---	---	---
05 03 02 17 0000 003 Additional payments - milk producers - Art.96, R.1782/03 - calendar year 2006 - EL, MT, NL, AT, PT, SI, SE	---	---	---	---	---	---	---	0,0	---	---	---	---	---	---	---	---
05 03 02 17 0000 004 C1 Additional payments - milk producers - Art.96, R.1782/03 - calendar year 2006 - payments - without modulation - R.1782/03, Art.10(5)	---	---	---	---	---	---	---	---	---	---	---	---	---	---	---	---
05 03 02 17 C1 Additional payments for milk producers	-0,0	---	---	---	-0,0	---	---	0,0	0,0	-0,0	0,0	---	---	---	---	---
05 03 02 17 NA Additional payments for milk producers	---	---	---	---	---	---	---	---	---	---	---	---	---	---	---	---
05 03 02 17 Additional payments for milk producers	-0,0	---	---	---	-0,0	---	---	0,0	0,0	-0,0	0,0	---	---	---	---	---
05 03 02 18 0000 001 Aid - producers of starch potatoes - R.1782/03, Art.93 - calendar year 2004	---	---	---	---	---	---	---	---	---	---	---	---	---	---	---	---
05 03 02 18 0000 002 C1 Aid - producers of starch potatoes - R.1782/03, Art.93 - calendar year 2005	---	---	---	---	---	---	---	---	---	---	---	---	---	---	---	---
05 03 02 18 0000 003 C1 Aid - producers of starch potatoes - R.1782/03, Art.93 - calendar year 2006 - DK, DE, ES, FR, NL, AT, FI, SE	---	---	---	0,0	-0,0	---	---	---	---	---	---	---	---	---	---	---
05 03 02 18 0000 004 C1 Aid - producers of starch potatoes - R.1782/03, Art.93 - calendar year 2007 - DK, DE, ES, FR, NL, AT, FI, SE	---	---	---	11,0	43,2	---	---	---	---	16,3	---	---	---	---	---	---
05 03 02 18 1021 032 Producers compensatory payments (Art.8, §2, R.1766/92) - marketing year 03/04 and earlier	---	---	---	---	---	---	---	---	---	---	---	---	---	---	---	---
05 03 02 18 C1 Payments to starch potato producers	---	---	---	11,0	43,2	---	---	---	---	16,3	---	---	---	---	---	---
05 03 02 19 1858 008 C1 Per hectare aid - rice - R.1782/03, Art.79 - calendar year 2004 and earlier	---	---	---	---	---	---	---	---	---	---	-0,0	---	---	---	---	---
05 03 02 19 1858 009 C1 Per hectare aid - rice - R.1782/03, Art.79 - calendar year 2005	---	---	---	---	---	---	---	0,0	0,1	---	0,0	---	---	---	---	---
05 03 02 19 1858 010 C1 Per hectare aid - rice - R.1782/03, Art.79 - calendar year 2006 - EL, ES, FR, IT, PT	---	---	---	---	---	---	---	---	0,1	0,0	0,4	---	---	---	---	---
05 03 02 19 1858 011 C1 Per hectare aid - rice - R.1782/03, Art.79 - calendar year 2007 - EL, ES, FR, IT, PT	---	---	---	---	---	---	---	10,8	44,5	6,8	93,0	---	---	---	---	---
05 03 02 19 1858 012 C1 Per hectare aid - rice - R.1782/03, Art.79 - payments - without modulation - Guiana - calendar year 2007 - FR	---	---	---	---	---	---	---	---	---	1,9	---	---	---	---	---	---
05 03 02 19 C1 Area aid for rice	---	---	---	---	---	---	---	10,9	44,7	8,7	93,4	---	---	---	---	---
05 03 02 21 1210 041 C1 Financing of associations - marketing year 04/05 and earlier	---	---	---	---	---	---	---	0,5	-0,0	---	---	---	---	---	---	---
05 03 02 21 1210 051 C1 Financing of producer organisations - marketing year 04/05 and earlier	---	---	---	---	---	---	---	0,0	---	---	---	---	---	---	---	---
05 03 02 21 1210 061 C1 Balance to be paid - on basis of applications - marketing year 04/05 and earlier	---	---	---	---	---	---	---	2,0	---	---	---	---	---	---	---	---
05 03 02 21 1210 074 C1 Small-scale producers - marketing year 97/98 and earlier	---	---	---	---	---	---	---	---	-0,0	0,0	---	---	---	---	---	---
05 03 02 21 1210 114 C1 Production aid - olive oil - advances - producers - marketing year 03/04 and earlier	---	---	---	---	---	---	---	0,0	0,6	-0,0	-3,0	---	---	---	---	---
05 03 02 21 1210 114 NA Production aid - olive oil - advances - producers - marketing year 03/04 and earlier	---	---	---	---	---	---	---	---	---	---	---	---	---	---	---	---
05 03 02 21 1210 114 Production aid - olive oil - advances - producers - marketing year 03/04 and earlier	---	---	---	---	---	---	---	0,0	0,6	-0,0	-3,0	---	---	---	---	---
05 03 02 21 1210 115 C1 Production aid - olive oil - advances - producers - R.136/66, Art.5 - marketing year 04/05	---	---	---	---	---	---	---	0,1	1,4	-0,0	-0,2	---	---	---	---	---



En Millions d'euros

26/01/2009 15:36

Part I - Page 65 / 85

FEAGA

II Dépenses

Poste		BE	BG	CZ	DK	DE	EE	IE	GR	ES	FR	IT	CY	LV	LT	LU	HU
05 03 02 21	C1 Aid for olive groves	---	---	---	---	---	---	---	3,0	100,0	-0,0	-3,6	---	---	---	---	---
05 03 02 21	NA Aid for olive groves	---	---	---	---	---	---	---	---	---	---	---	---	---	---	---	---
05 03 02 21	Aid for olive groves	---	---	---	---	---	---	---	3,0	100,0	-0,0	-3,6	---	---	---	---	---
05 03 02 22 1710 023	C1 Premiums for tobacco - crop 2004 and earlier	0,0	---	---	---	---	---	---	---	---	---	0,1	---	---	---	---	---
05 03 02 22 1710 023	NA Premiums for tobacco - crop 2004 and earlier	---	---	---	---	---	---	---	---	---	---	---	---	---	---	---	---
05 03 02 22 1710 023	Premiums for tobacco - crop 2004 and earlier	0,0	---	---	---	---	---	---	---	---	---	0,1	---	---	---	---	---
05 03 02 22 1710 024	C1 Premiums for tobacco - crop 2005	---	---	---	---	---	---	---	---	---	-0,0	0,0	---	---	---	---	---
05 03 02 22 1710 024	NA Premiums for tobacco - crop 2005	---	---	---	---	---	---	---	---	---	---	---	---	---	---	---	---
05 03 02 22 1710 024	Premiums for tobacco - crop 2005	---	---	---	---	---	---	---	---	---	-0,0	0,0	---	---	---	---	---
05 03 02 22 1710 026	C1 Aid - tobacco - R.1782/03, Art.110l - crop 2006 - DE, ES, FR, IT, PT	---	---	---	---	---	---	---	---	0,4	---	---	---	---	---	---	---
05 03 02 22 1710 027	C1 Aid - tobacco - R.1782/03, Art.110l - crop 2007 - DE, ES, FR, IT, PT	---	---	---	---	19,2	---	---	---	63,5	43,5	170,8	---	---	---	---	---
05 03 02 22 1710 027	NA Aid - tobacco - R.1782/03, Art.110l - crop 2007 - DE, ES, FR, IT, PT	---	---	---	---	---	---	---	---	---	---	---	---	---	---	---	---
05 03 02 22 1710 027	Aid - tobacco - R.1782/03, Art.110l - crop 2007 - DE, ES, FR, IT, PT	---	---	---	---	19,2	---	---	---	63,5	43,5	170,8	---	---	---	---	---
05 03 02 22 1710 041	Special aid - Art.12, R.2075/92 - crop 2004 and earlier	---	---	---	---	---	---	---	---	---	---	---	---	---	---	---	---
05 03 02 22 1710 042	Special aid - Art.12, R.2075/92 - crop 2005	---	---	---	---	---	---	---	---	---	---	---	---	---	---	---	---
05 03 02 22	C1 Tobacco premium	0,0	---	---	---	19,2	---	---	---	63,9	43,5	171,0	---	---	---	---	---
05 03 02 22	NA Tobacco premium	---	---	---	---	---	---	---	---	---	---	---	---	---	---	---	---
05 03 02 22	Tobacco premium	0,0	---	---	---	19,2	---	---	---	63,9	43,5	171,0	---	---	---	---	---
05 03 02 23 1810 010	Special temporary measures - hops - R.1098/98 - temporary resting - crop 2005 and earlier - FR, SI	---	---	---	---	---	---	---	---	---	---	---	---	---	---	---	---
05 03 02 23 1810 011	Special temporary measures - hops - R.1098/98 - permanent grubbing up - crop 2005 and earlier - FR, SI	---	---	---	---	---	---	---	---	---	---	---	---	---	---	---	---
05 03 02 23 1810 012	Special temporary measures - hops - R.1098/98 - temporary resting - crop 2006 - SI	---	---	---	---	---	---	---	---	---	---	---	---	---	---	---	---
05 03 02 23 1810 013	Special temporary measures - hops - R.1098/98 - permanent grubbing up - crop 2006 - SI	---	---	---	---	---	---	---	---	---	---	---	---	---	---	---	---
05 03 02 23 1810 023	Production aid - Art.12, R.1696/71 - crop 2004 and earlier	---	---	---	---	---	---	---	---	---	---	---	---	---	---	---	---
05 03 02 23 1810 024	C1 Area aid - R.1782/03, Art.110n - crop 2005	---	---	---	---	---	---	---	---	0,0	---	---	---	---	---	---	---
05 03 02 23 1810 025	Area aid - R.1696/71, Art.12; R.1782/03, Art.110n - crop 2006 - FR, AT, SI	---	---	---	---	---	---	---	---	---	---	---	---	---	---	---	---
05 03 02 23 1810 026	Hops, payments (25%) - R.1782/03, Art.68 a - crop 2006 - DE	---	---	---	---	---	---	---	---	---	---	---	---	---	---	---	---
05 03 02 23 1810 052	C1 Area aid - R.1696/71, Art.12; R.1782/03, Art.110n - crop 2007 - FR, AT, SI	---	---	---	---	---	---	---	---	---	0,1	---	---	---	---	---	---
05 03 02 23 1810 053	C1 Hops, payments (25%) - R.1782/03, Art.68 a - crop 2007 - DE	---	---	---	---	2,3	---	---	---	---	---	---	---	---	---	---	---
05 03 02 23	C1 Hops area aid	---	---	---	---	2,3	---	---	---	0,0	0,1	---	---	---	---	---	---
05 03 02 24 0000 001	C1 Specific quality premium - durum wheat - R.1782/03, Art.72 - calendar year 2004	---	---	---	---	---	---	---	0,0	0,0	0,0	-0,0	---	---	---	---	---
05 03 02 24 0000 002	C1 Specific quality premium - durum wheat - R.1782/03, Art.72 - calendar year 2005	---	---	---	---	---	---	---	0,0	0,0	0,0	0,0	---	---	---	---	---







En Millions d'euros

26/01/2009 15:36

Part I - Page 68 / 85

FEAGA

II Dépenses

Poste		BE	BG	CZ	DK	DE	EE	IE	GR	ES	FR	IT	CY	LV	LT	LU	HU
05 03 02 36	C1 Payments for specific types of farming and quality production	---	---	---	---	---	---	---	91,8	100,5	---	172,5	---	---	---	---	---
05 03 02 39 0000 001	C1 Community aid for sugar beet and cane producers - R.1782/03, Art.110q - calendar year 2006 - IT, PT	---	---	---	---	---	---	---	---	---	---	0,2	---	---	---	---	---
05 03 02 39 0000 002	C1 Community aid for sugar beet and cane producers - R.1782/03, Art.110q - calendar year 2007 - EL, IT, PT	---	---	---	---	---	---	---	2,6	---	---	21,2	---	---	---	---	---
05 03 02 39 0000 003	C1 Community aid for sugar beet and cane producers - R.1782/03, Art.110q - calendar year 2007 - payments - without modulation - R.1782/03, Art.10(5) - PT	---	---	---	---	---	---	---	---	---	---	---	---	---	---	---	---
05 03 02 39	C1 Additional amount for sugar beet and cane producers	---	---	---	---	---	---	---	2,6	---	---	21,4	---	---	---	---	---
05 03 02 40 0000 001	C1 Area aid for cotton - R.1782/03, Art.110a - calendar year 2006 - EL, ES, PT	---	---	---	---	---	---	---	-0,0	1,4	---	---	---	---	---	---	---
05 03 02 40 0000 002	C1 Additional amounts of aid (10€) - R.1782/03, Art.110f(2) - calendar year 2006 - EL, ES, PT	---	---	---	---	---	---	---	-0,0	0,0	---	---	---	---	---	---	---
05 03 02 40 0000 003	C1 Area aid for cotton - R.1782/03, Art.110a - calendar year 2007 - EL, ES, PT	---	---	---	---	---	---	---	180,9	63,0	---	---	---	---	---	---	---
05 03 02 40 0000 004	C1 Additional amounts of aid (10€) - R.1782/03, Art.110f(2) - calendar year 2007 - EL, ES, PT	---	---	---	---	---	---	---	2,2	0,1	---	---	---	---	---	---	---
05 03 02 40	C1 Area aid for cotton	---	---	---	---	---	---	---	183,1	64,5	---	---	---	---	---	---	---
05 03 02 50 3201 012	C1 Poseidom - livestock products - supplementary premium - special premium - marketing year 2004 and earlier	---	---	---	---	---	---	---	---	---	---	---	---	---	---	---	---
05 03 02 50 3201 014	C1 Poseidom - livestock products - supplementary premium - suckler cow - marketing year 2004 and earlier	---	---	---	---	---	---	---	---	---	-0,0	---	---	---	---	---	---
05 03 02 50 3201 015	C1 Poseidom - livestock products - supplementary premium - slaughter - marketing year 2004 and earlier	---	---	---	---	---	---	---	---	---	-0,0	---	---	---	---	---	---
05 03 02 50 3201 017	C1 Posei - meat sector - outermost regions - R.188/05 - calendar year 2005	---	---	---	---	---	---	---	---	-0,0	---	---	---	---	---	---	---
05 03 02 50 3201 018	C1 Posei - meat sector - outermost regions - R.188/05 - calendar year 2006	---	---	---	---	---	---	---	---	---	---	---	---	---	---	---	---
05 03 02 50 3201 019	C1 Poseidom - plant products - transport aid - sugar cane - calendar year 2006	---	---	---	---	---	---	---	---	---	---	---	---	---	---	---	---
05 03 02 50 3201 021	C1 Poseidom - plant products - production aid - green vanilla, essential geranium & vetiver oils (area aid) - calendar year 2006	---	---	---	---	---	---	---	---	---	---	---	---	---	---	---	---
05 03 02 50 3201 070	C1 Poseidom - plant products - transport aid, sugar cane - R.247/06, title III - calendar year 2006	---	---	---	---	---	---	---	---	---	-0,0	---	---	---	---	---	---
05 03 02 50 3201 071	C1 Poseidom - plant products - production aid - green vanilla - R.247/06, title III - calendar year 2006	---	---	---	---	---	---	---	---	---	---	---	---	---	---	---	---
05 03 02 50 3201 072	C1 Poseidom - plant products - aid for maintaining planted land area - vanilla - Reunion - R.247/06, title III - calendar year 2006	---	---	---	---	---	---	---	---	---	---	---	---	---	---	---	---
05 03 02 50 3201 073	C1 Poseidom - plant products - cultivation aid - geranium & vetiver - R.247/06, title III - calendar year 2006	---	---	---	---	---	---	---	---	---	---	---	---	---	---	---	---
05 03 02 50 3201 074	C1 Poseidom - plant products - transport aid, sugar cane - R.247/06, title III - calendar year 2007	---	---	---	---	---	---	---	---	---	9,9	---	---	---	---	---	---
05 03 02 50 3201 075	C1 Poseidom - plant products - production aid - green vanilla - R.247/06, title III - calendar year 2007	---	---	---	---	---	---	---	---	---	0,1	---	---	---	---	---	---
05 03 02 50 3201 076	C1 Poseidom - plant products - aid for maintaining planted land area - vanilla - Reunion - R.247/06, title III - calendar year 2007	---	---	---	---	---	---	---	---	---	0,1	---	---	---	---	---	---
05 03 02 50 3201 077	C1 Poseidom - plant products - cultivation aid - geranium & vetiver - R.247/06, title III - calendar year 2007	---	---	---	---	---	---	---	---	---	0,2	---	---	---	---	---	---
05 03 02 50 3201 078	C1 Poseidom - plant products - bananas - - R.247/06, title III - calendar year 2007	---	---	---	---	---	---	---	---	---	129,1	---	---	---	---	---	---
05 03 02 50 3201 090	C1 Poseidom - livestock products - development aid for the ruminants stockbreeders - R.247/06, title III - calendar year 2006	---	---	---	---	---	---	---	---	---	-0,0	---	---	---	---	---	---
05 03 02 50 3201 091	C1 Poseidom - livestock products - premium, slaughter - R.247/06, title III - calendar year 2006	---	---	---	---	---	---	---	---	---	0,0	---	---	---	---	---	---
05 03 02 50 3201 092	C1 Poseidom - livestock products - premium, small ruminants - R.247/06, title III - calendar year 2006	---	---	---	---	---	---	---	---	---	0,0	---	---	---	---	---	---
05 03 02 50 3201 093	C1 Poseidom - livestock products - development aid for the ruminants stockbreeders - R.247/06, title III - calendar year 2007	---	---	---	---	---	---	---	---	---	10,6	---	---	---	---	---	---









En Millions d'euros

26/01/2009 15:36

FEAGA

II Dépenses

Part I - Page 73 / 85

Poste		BE	BG	CZ	DK	DE	EE	IE	GR	ES	FR	IT	CY	LV	LT	LU	HU
05 03 02 52 3231 018	Aegean islands - plant products - quality wine produced in specified regions (area aid) - calendar year 2006	---	---	---	---	---	---	---	---	---	---	---	---	---	---	---	---
05 03 02 52 3231 019	C1 Aegean islands - plant products - per hectare aid - traditional olive groves - calendar year 2006	---	---	---	---	---	---	---	-0,0	---	---	---	---	---	---	---	---
05 03 02 52 3231 020	Aegean islands - livestock products - production aid - honey (hives) - calendar year 2006	---	---	---	---	---	---	---	---	---	---	---	---	---	---	---	---
05 03 02 52 3231 022	C1 Aegean islands - plant products - plums - R.1405/06, chapter III - calendar year 2007	---	---	---	---	---	---	---	0,0	---	---	---	---	---	---	---	---
05 03 02 52 3231 023	C1 Aegean islands - plant products - legumes - R.1405/06, chapter III - calendar year 2007	---	---	---	---	---	---	---	0,1	---	---	---	---	---	---	---	---
05 03 02 52 3231 024	C1 Aegean islands - plant products - bee-keeping - R.1405/06, chapter III - calendar year 2007	---	---	---	---	---	---	---	1,2	---	---	---	---	---	---	---	---
05 03 02 52 3231 025	C1 Aegean islands - plant products - wine sector - R.1405/06, chapter III - calendar year 2007	---	---	---	---	---	---	---	2,2	---	---	---	---	---	---	---	---
05 03 02 52 3231 026	C1 Aegean islands - plant products - mastic - R.1405/06, chapter III - calendar year 2007	---	---	---	---	---	---	---	0,9	---	---	---	---	---	---	---	---
05 03 02 52 3231 027	C1 Aegean islands - plant products - olive grove - R.1405/06, chapter III - calendar year 2007	---	---	---	---	---	---	---	11,4	---	---	---	---	---	---	---	---
05 03 02 52 3231 028	C1 Aegean islands - plant products - potatoes - R.1405/06, chapter III - calendar year 2007	---	---	---	---	---	---	---	0,6	---	---	---	---	---	---	---	---
05 03 02 52 3231 029	C1 Aegean islands - plant products - small tomatoes - R.1405/06, chapter III - calendar year 2007	---	---	---	---	---	---	---	0,0	---	---	---	---	---	---	---	---
05 03 02 52 3231 030	C1 Aegean islands - plant products - artichoke - R.1405/06, chapter III - calendar year 2007	---	---	---	---	---	---	---	0,0	---	---	---	---	---	---	---	---
05 03 02 52 3231 031	C1 Aegean islands - plant products - citrus species - R.1405/06, chapter III - calendar year 2007	---	---	---	---	---	---	---	0,3	---	---	---	---	---	---	---	---
05 03 02 52 3231 032	Aegean islands - livestock products - cheese - R.1405/06, chapter III - calendar year 2007	---	---	---	---	---	---	---	---	---	---	---	---	---	---	---	---
05 03 02 52	C1 POSEI — Aegean Islands	---	---	---	---	---	---	---	16,8	---	---	---	---	---	---	---	---
05 03 02 99 0000 001	Specific regional aid - arable crops - R.1251/99, Art.4(4), R.1782/03, Art.98 - calendar year 2004	---	---	---	---	---	---	---	---	---	---	---	---	---	---	---	---
05 03 02 99 0000 002	Specific regional aid - arable crops - R.1782/03, Art.98 - calendar year 2005	---	---	---	---	---	---	---	---	---	---	---	---	---	---	---	---
05 03 02 99 0000 003	Dried fodder - transitional regime - R.1782/03, Art.71(2) - calendar year 2005	---	---	---	---	---	---	---	---	---	---	---	---	---	---	---	---
05 03 02 99 0000 004	Dried fodder - transitional regime - R.1782/03, Art.71(2); R.382/05, Art.34 a) - calendar year 2005	---	---	---	---	---	---	---	---	---	---	---	---	---	---	---	---
05 03 02 99 0000 101	C1 Supplementary aid - durum wheat - zones other than traditional production zones - Art.5, R.1251/99; Art.105, R.1782/03 - calendar year 2004 and earlier	---	---	---	---	-0,0	---	---	---	---	-0,0	0,0	---	---	---	---	---
05 03 02 99 0000 101	C5 Supplementary aid - durum wheat - zones other than traditional production zones - Art.5, R.1251/99; Art.105, R.1782/03 - calendar year 2004 and earlier	---	---	---	---	---	---	---	---	---	---	0,0	---	---	---	---	---
05 03 02 99 0000 101	Supplementary aid - durum wheat - zones other than traditional production zones - Art.5, R.1251/99; Art.105, R.1782/03 - calendar year 2004 and earlier	---	---	---	---	-0,0	---	---	---	---	-0,0	0,0	---	---	---	---	---
05 03 02 99 0000 102	Supplementary aid - durum wheat - zones other than traditional production zones - R.1782/03, Art.105 - calendar year 2005	---	---	---	---	---	---	---	---	---	---	---	---	---	---	---	---
05 03 02 99 0000 201	C5 Transitional sugar payment - R.1782/03, Art.110p - calendar year 2006 - SI	---	---	---	---	---	---	---	---	---	---	---	---	---	---	---	---
05 03 02 99 0000 306	C1 Others	---	---	---	---	---	---	---	---	-0,2	---	-0,0	---	---	---	---	---
05 03 02 99 0000 306	C5 Others	---	---	---	---	---	---	---	---	0,2	---	---	---	---	---	---	---
05 03 02 99 0000 306	Others	---	---	---	---	---	---	---	---	---	---	-0,0	---	---	---	---	---
05 03 02 99 0000 328	C1 Reimbursement - cross compliance - Art.3, R.1259/99; Art.19(4), R.883/06 - 2005	---	---	---	---	---	---	-0,0	---	-0,1	---	-0,0	---	---	---	---	---
05 03 02 99 0000 329	Reimbursement - modulation - Art.4, R.1259/99; Art.19(4), R.883/06 - 2004	---	---	---	---	---	---	---	---	---	---	---	---	---	---	---	---
05 03 02 99 0000 339	C1 Modulation - Art.4&5, R.1259/99; Art.19, R.883/06 - correction - only negative amounts - 2003, 2002 and earlier	---	---	---	---	---	---	---	---	---	-0,0	---	---	---	---	---	---







En Millions d'euros

26/01/2009 15:36

FEAGA

II Dépenses

Part I - Page 76 / 85

Poste		BE	BG	CZ	DK	DE	EE	IE	GR	ES	FR	IT	CY	LV	LT	LU	HU
05 03 02 99 2125 071	C5 Male bovine - Art.13(2), R.1254/99 - 100 euro - calendar year applications 2004 and earlier	---	---	---	---	0,0	---	---	0,0	0,1	---	---	---	---	---	---	---
05 03 02 99 2125 071	Male bovine - Art.13(2), R.1254/99 - 100 euro - calendar year applications 2004 and earlier	---	---	---	---	0,0	---	---	0,0	0,1	---	---	---	---	---	---	---
05 03 02 99 2125 072	C1 Male bovine - Art.13(2)b), R.1254/99 - 40 euro - calendar year applications 2004 and earlier	---	---	---	---	---	---	0,0	---	---	0,0	-0,0	---	---	---	---	---
05 03 02 99 2125 072	C5 Male bovine - Art.13(2)b), R.1254/99 - 40 euro - calendar year applications 2004 and earlier	---	---	---	---	---	---	0,0	---	---	0,0	0,0	---	---	---	---	---
05 03 02 99 2125 072	Male bovine - Art.13(2)b), R.1254/99 - 40 euro - calendar year applications 2004 and earlier	---	---	---	---	---	---	0,0	---	---	0,0	-0,0	---	---	---	---	---
05 03 02 99 2125 073	C1 Male bovine - Art.13(2)b), R.1254/99 - 80 euro - calendar year applications 2004 and earlier	-0,0	---	---	---	---	---	0,1	---	-0,0	0,0	0,1	---	---	---	---	---
05 03 02 99 2125 073	C5 Male bovine - Art.13(2)b), R.1254/99 - 80 euro - calendar year applications 2004 and earlier	---	---	---	0,0	---	---	0,0	---	---	0,1	0,0	---	---	---	---	---
05 03 02 99 2125 073	Male bovine - Art.13(2)b), R.1254/99 - 80 euro - calendar year applications 2004 and earlier	-0,0	---	---	0,0	---	---	0,1	---	-0,0	0,1	0,1	---	---	---	---	---
05 03 02 99 2125 074	C1 Dairy cow - 100 euro - R.1782/03, Art.132 - calendar year 2005	---	---	---	---	---	---	---	---	---	---	---	---	---	---	---	---
05 03 02 99 2125 074	C5 Dairy cow - 100 euro - R.1782/03, Art.132 - calendar year 2005	---	---	---	---	---	---	---	---	---	---	---	---	---	---	---	---
05 03 02 99 2125 074	Dairy cow - 100 euro - R.1782/03, Art.132 - calendar year 2005	---	---	---	---	---	---	---	---	---	---	---	---	---	---	---	---
05 03 02 99 2125 075	Dairy cow - 40 euro - R.1782/03, Art.132 - calendar year 2005	---	---	---	---	---	---	---	---	---	---	---	---	---	---	---	---
05 03 02 99 2125 076	Dairy cow - 80 euro - R.1782/03, Art.132 - calendar year 2005	---	---	---	---	---	---	---	---	---	---	---	---	---	---	---	---
05 03 02 99 2125 077	C1 Suckler cow - 100 euro - R.1782/03, Art.132 - calendar year 2005	---	---	---	---	---	---	---	0,0	0,1	---	---	---	---	---	---	---
05 03 02 99 2125 077	C5 Suckler cow - 100 euro - R.1782/03, Art.132 - calendar year 2005	---	---	---	---	---	---	---	0,1	0,0	---	---	---	---	---	---	---
05 03 02 99 2125 077	Suckler cow - 100 euro - R.1782/03, Art.132 - calendar year 2005	---	---	---	---	---	---	---	0,1	0,1	---	---	---	---	---	---	---
05 03 02 99 2125 078	C1 Suckler cow - 40 euro - R.1782/03, Art.132 - calendar year 2005	---	---	---	---	---	---	---	---	---	-0,0	---	---	---	---	---	---
05 03 02 99 2125 078	C5 Suckler cow - 40 euro - R.1782/03, Art.132 - calendar year 2005	---	---	---	---	---	---	---	---	---	0,0	---	---	---	---	---	---
05 03 02 99 2125 078	Suckler cow - 40 euro - R.1782/03, Art.132 - calendar year 2005	---	---	---	---	---	---	---	---	---	-0,0	---	---	---	---	---	---
05 03 02 99 2125 079	C1 Suckler cow - 80 euro - R.1782/03, Art.132 - calendar year 2005	---	---	---	---	---	---	---	---	---	-0,0	---	---	---	---	---	---
05 03 02 99 2125 079	C5 Suckler cow - 80 euro - R.1782/03, Art.132 - calendar year 2005	---	---	---	---	---	---	---	---	---	0,0	---	---	---	---	---	---
05 03 02 99 2125 079	Suckler cow - 80 euro - R.1782/03, Art.132 - calendar year 2005	---	---	---	---	---	---	---	---	---	0,0	---	---	---	---	---	---
05 03 02 99 2125 080	C1 Male bovine - 100 euro - R.1782/03, Art.132 - calendar year 2005	---	---	---	---	---	---	---	0,0	0,0	---	---	---	---	---	---	---
05 03 02 99 2125 080	C5 Male bovine - 100 euro - R.1782/03, Art.132 - calendar year 2005	---	---	---	---	---	---	---	0,1	0,1	---	---	---	---	---	---	---
05 03 02 99 2125 080	Male bovine - 100 euro - R.1782/03, Art.132 - calendar year 2005	---	---	---	---	---	---	---	0,1	0,1	---	---	---	---	---	---	---
05 03 02 99 2125 081	C1 Male bovine - 40 euro - R.1782/03, Art.132 - calendar year 2005	---	---	---	---	---	---	---	---	---	-0,0	---	---	---	---	---	---
05 03 02 99 2125 081	C5 Male bovine - 40 euro - R.1782/03, Art.132 - calendar year 2005	---	---	---	---	---	---	---	---	---	0,0	---	---	---	---	---	---
05 03 02 99 2125 081	Male bovine - 40 euro - R.1782/03, Art.132 - calendar year 2005	---	---	---	---	---	---	---	---	---	0,0	---	---	---	---	---	---
05 03 02 99 2125 082	C1 Male bovine - 80 euro - R.1782/03, Art.132 - calendar year 2005	---	---	---	---	---	---	---	---	---	0,0	---	---	---	---	---	---
05 03 02 99 2125 082	C5 Male bovine - 80 euro - R.1782/03, Art.132 - calendar year 2005	---	---	---	---	---	---	---	---	---	0,0	---	---	---	---	---	---
05 03 02 99 2125 082	Male bovine - 80 euro - R.1782/03, Art.132 - calendar year 2005	---	---	---	---	---	---	---	---	---	0,0	---	---	---	---	---	---

En Millions d'euros

26/01/2009 15:36

FEAGA

II Dépenses

Part I - Page 77 / 85

Poste		BE	BG	CZ	DK	DE	EE	IE	GR	ES	FR	IT	CY	LV	LT	LU	HU
05 03 02 99 2125 083	C5 Male bovine - Art.1(2), R.1540/05 - 40 euro - calendar year applications 2004 - IE, UK	---	---	---	---	---	---	---	---	---	---	---	---	---	---	---	---
05 03 02 99 2125 084	C1 Male bovine - Art.1(2), R.1540/05 - 80 euro - calendar year applications 2004 - IE, UK	---	---	---	---	---	---	---	---	---	---	---	---	---	---	---	---
05 03 02 99 2125 084	C5 Male bovine - Art.1(2), R.1540/05 - 80 euro - calendar year applications 2004 - IE, UK	---	---	---	---	---	---	---	---	---	---	---	---	---	---	---	---
05 03 02 99 2125 084	Male bovine - Art.1(2), R.1540/05 - 80 euro - calendar year applications 2004 - IE, UK	---	---	---	---	---	---	---	---	---	---	---	---	---	---	---	---
05 03 02 99 2125 085	C1 Dairy cow - 100 euro - R.1782/03, Art.132 - calendar year 2006 - SI	---	---	---	---	---	---	---	---	---	---	---	---	---	---	---	---
05 03 02 99 2125 085	C5 Dairy cow - 100 euro - R.1782/03, Art.132 - calendar year 2006 - SI	---	---	---	---	---	---	---	---	---	---	---	---	---	---	---	---
05 03 02 99 2125 085	Dairy cow - 100 euro - R.1782/03, Art.132 - calendar year 2006 - SI	---	---	---	---	---	---	---	---	---	---	---	---	---	---	---	---
05 03 02 99 2125 088	C1 Suckler cow - 100 euro - R.1782/03, Art.132 - calendar year 2006 - SI	---	---	---	---	---	---	---	---	---	---	---	---	---	---	---	---
05 03 02 99 2125 088	C5 Suckler cow - 100 euro - R.1782/03, Art.132 - calendar year 2006 - SI	---	---	---	---	---	---	---	---	---	---	---	---	---	---	---	---
05 03 02 99 2125 088	Suckler cow - 100 euro - R.1782/03, Art.132 - calendar year 2006 - SI	---	---	---	---	---	---	---	---	---	---	---	---	---	---	---	---
05 03 02 99 2125 091	C1 Male bovine - 100 euro - R.1782/03, Art.132 - calendar year 2006 - SI	---	---	---	---	---	---	---	---	---	---	---	---	---	---	---	---
05 03 02 99 2125 091	C5 Male bovine - 100 euro - R.1782/03, Art.132 - calendar year 2006 - SI	---	---	---	---	---	---	---	---	---	---	---	---	---	---	---	---
05 03 02 99 2125 091	Male bovine - 100 euro - R.1782/03, Art.132 - calendar year 2006 - SI	---	---	---	---	---	---	---	---	---	---	---	---	---	---	---	---
05 03 02 99 2128 004	C1 Male bovine - Art.15(1)a, R.1254/99 - calendar year 2003 and earlier	---	---	---	---	---	---	---	---	0,0	---	-0,0	---	---	---	---	---
05 03 02 99 2128 004	C5 Male bovine - Art.15(1)a, R.1254/99 - calendar year 2003 and earlier	---	---	---	---	---	---	---	---	0,0	---	0,0	---	---	---	---	---
05 03 02 99 2128 004	Male bovine - Art.15(1)a, R.1254/99 - calendar year 2003 and earlier	---	---	---	---	---	---	---	---	0,0	---	-0,0	---	---	---	---	---
05 03 02 99 2128 005	C1 Male bovine - Art.15(1)a, R.1254/99 - calendar year 2004	---	---	---	---	---	---	---	---	0,0	---	0,0	---	---	---	---	---
05 03 02 99 2128 005	C5 Male bovine - Art.15(1)a, R.1254/99 - calendar year 2004	---	---	---	---	---	---	---	---	0,0	---	0,0	---	---	---	---	---
05 03 02 99 2128 005	Male bovine - Art.15(1)a, R.1254/99 - calendar year 2004	---	---	---	---	---	---	---	---	0,0	---	0,0	---	---	---	---	---
05 03 02 99 2128 006	C1 Male bovine - R.1782/03, Art.133 - calendar year 2005	---	---	---	---	---	---	---	---	0,0	---	---	---	---	---	---	---
05 03 02 99 2128 006	C5 Male bovine - R.1782/03, Art.133 - calendar year 2005	---	---	---	---	---	---	---	---	0,0	---	---	---	---	---	---	---
05 03 02 99 2128 006	Male bovine - R.1782/03, Art.133 - calendar year 2005	---	---	---	---	---	---	---	---	0,0	---	---	---	---	---	---	---
05 03 02 99 2128 007	Male bovine - R.1782/03, Art.133 - calendar year 2006 - MT, SI	---	---	---	---	---	---	---	---	---	---	---	---	---	---	---	---
05 03 02 99 2128 013	C1 Suckler cow - Art.15(1)b, R.1254/99 - calendar year 2003 and earlier	-0,0	---	---	---	---	---	0,0	---	0,0	---	-0,0	---	---	---	---	---
05 03 02 99 2128 013	C5 Suckler cow - Art.15(1)b, R.1254/99 - calendar year 2003 and earlier	---	---	---	---	---	---	0,0	---	0,0	---	---	---	---	---	---	---
05 03 02 99 2128 013	Suckler cow - Art.15(1)b, R.1254/99 - calendar year 2003 and earlier	-0,0	---	---	---	---	---	0,0	---	0,0	---	-0,0	---	---	---	---	---
05 03 02 99 2128 014	C1 Suckler cow - Art.15(1)b, R.1254/99 - calendar year 2004	-0,0	---	---	---	---	---	0,0	---	0,0	0,0	0,0	---	---	---	---	---
05 03 02 99 2128 014	C5 Suckler cow - Art.15(1)b, R.1254/99 - calendar year 2004	0,0	---	---	---	---	---	0,0	---	0,0	---	0,0	---	---	---	---	---
05 03 02 99 2128 014	Suckler cow - Art.15(1)b, R.1254/99 - calendar year 2004	0,0	---	---	---	---	---	0,0	---	0,0	0,0	0,0	---	---	---	---	---
05 03 02 99 2128 015	C1 Suckler cow - R.1782/03, Art.133 - calendar year 2005	---	---	---	---	---	---	---	---	0,0	0,0	---	---	---	---	---	---
05 03 02 99 2128 015	C5 Suckler cow - R.1782/03, Art.133 - calendar year 2005	---	---	---	---	---	---	---	---	0,0	0,0	---	---	---	---	---	---















En Millions d'euros

26/01/2009 15:36

Part I - Page 84 / 85

FEAGA

II Dépenses

Poste		BE	BG	CZ	DK	DE	EE	IE	GR	ES	FR	IT	CY	LV	LT	LU	HU
17 04 03	C1 Emergency fund for veterinary complaints and other animal contaminations which are a risk to public health	---	---	---	---	---	---	---	---	---	---	---	---	---	---	---	---
17 04 04 01 0000 301	C1 Plant-health measures - new measures	---	---	---	---	---	---	---	---	---	---	---	---	---	---	---	---
17 04 04 01	C1 Plant-health measures — New measures	---	---	---	---	---	---	---	---	---	---	---	---	---	---	---	---
17 04 04	C1 Plant-health measures	---	---	---	---	---	---	---	---	---	---	---	---	---	---	---	---
17 04 05 01 0000 301	Community plant variety office - Subsidy under Titles 1 & 2	---	---	---	---	---	---	---	---	---	---	---	---	---	---	---	---
17 04 05 01	Community Plant Variety Office - Subsidy under Titles 1 and 2	---	---	---	---	---	---	---	---	---	---	---	---	---	---	---	---
17 04 05 02 0000 301	Other measures	---	---	---	---	---	---	---	---	---	---	---	---	---	---	---	---
17 04 05 02	Community Plant Variety Office - Subsidy under Title 3	---	---	---	---	---	---	---	---	---	---	---	---	---	---	---	---
17 04 05	Community Plant Variety Office	---	---	---	---	---	---	---	---	---	---	---	---	---	---	---	---
17 04 07 01 0000 301	C1 Feed and food safety and related activities - new measures	---	---	---	---	---	---	---	---	---	---	---	---	---	---	---	---
17 04 07 01	C1 Feed and food safety and related activities — New measures	---	---	---	---	---	---	---	---	---	---	---	---	---	---	---	---
17 04 07	C1 Feed and food safety and related activities	---	---	---	---	---	---	---	---	---	---	---	---	---	---	---	---
<b>17 04</b>	<b>C1 Food safety, animal health, animal welfare and plant health</b>	---	---	---	---	---	---	---	---	---	---	---	---	---	---	---	---
<b>17</b>	<b>C1 Health and consumer protection</b>	---	---	---	---	---	---	---	---	---	---	---	---	---	---	---	---
<b>TOTAL DEPENSES</b>	<b>C1</b>	<b>689,8</b>	<b>178,3</b>	<b>401,2</b>	<b>1.053,5</b>	<b>5.669,5</b>	<b>41,7</b>	<b>1.298,7</b>	<b>2.532,7</b>	<b>5.684,5</b>	<b>8.853,4</b>	<b>4.244,2</b>	<b>27,3</b>	<b>63,3</b>	<b>173,9</b>	<b>35,1</b>	<b>512,5</b>
<b>TOTAL DEPENSES</b>	<b>C4</b>	<b>0,8</b>	---	<b>43,9</b>	<b>3,0</b>	<b>4,7</b>	---	<b>40,7</b>	<b>73,8</b>	<b>44,2</b>	<b>35,1</b>	<b>195,0</b>	<b>0,6</b>	<b>36,9</b>	<b>0,1</b>	---	<b>0,1</b>
<b>TOTAL DEPENSES</b>	<b>C5</b>	<b>163,8</b>	---	<b>0,4</b>	<b>4,7</b>	<b>29,9</b>	---	<b>116,8</b>	<b>21,1</b>	<b>204,5</b>	<b>101,3</b>	<b>747,1</b>	<b>0,2</b>	---	---	<b>0,1</b>	<b>46,8</b>
<b>TOTAL DEPENSES</b>	<b>NA</b>	---	---	---	---	---	---	---	---	---	---	---	---	---	---	---	---
<b>TOTAL DEPENSES</b>		<b>854,5</b>	<b>178,3</b>	<b>445,6</b>	<b>1.061,3</b>	<b>5.704,0</b>	<b>41,7</b>	<b>1.456,2</b>	<b>2.627,6</b>	<b>5.933,2</b>	<b>8.989,8</b>	<b>5.186,3</b>	<b>28,1</b>	<b>100,2</b>	<b>173,9</b>	<b>35,3</b>	<b>559,5</b>

En Millions d'euros

26/01/2009 15:36

FEAGA

III Total FEAGA

Part I - Page 85 / 85

Poste	BE	BG	CZ	DK	DE	EE	IE	GR	ES	FR	IT	CY	LV	LT	LU	HU
<b>TOTAL FEAGA</b>	<b>706,2</b>	<b>173,3</b>	<b>382,6</b>	<b>980,6</b>	<b>5.101,1</b>	<b>41,5</b>	<b>1.450,3</b>	<b>2.460,7</b>	<b>5.475,6</b>	<b>8.324,4</b>	<b>4.264,1</b>	<b>27,8</b>	<b>96,8</b>	<b>156,0</b>	<b>33,8</b>	<b>492,4</b>

**ANNEX 34 - II**

**EXPENDITURE CHARGED AGAINST THE 2008 BUDGET ( PART II )**

**DETAILS by ITEM and by MEMBER STATE**

<b>MT</b>	<b>NL</b>	<b>AT</b>	<b>PL</b>	<b>PT</b>	<b>RO</b>	<b>SI</b>	<b>SK</b>	<b>FI</b>	<b>SE</b>	<b>GB</b>	<b>CE</b>	<b>TOTAL</b>
-----------	-----------	-----------	-----------	-----------	-----------	-----------	-----------	-----------	-----------	-----------	-----------	--------------

(83 pages)





Poste	MT	NL	AT	PL	PT	RO	SI	SK	FI	SE	GB	CE	TOTAL
6 8 0 3 Clearance with regard to the temporary restructuring fund — Assigned revenue	---	---	---	---	---	---	---	---	---	---	---	---	---
6 8 0 IC4 Temporary restructuring amounts – Assigned revenue	---	-142,4	-62,8	-277,2	-4,3	-12,1	-2,7	-30,2	-18,0	-52,3	-191,9	---	-2.592,884
<b>6 8 IC4 TEMPORARY RESTRUCTURING AMOUNTS</b>	<b>---</b>	<b>-142,4</b>	<b>-62,8</b>	<b>-277,2</b>	<b>-4,3</b>	<b>-12,1</b>	<b>-2,7</b>	<b>-30,2</b>	<b>-18,0</b>	<b>-52,3</b>	<b>-191,9</b>	<b>---</b>	<b>-2.592,884</b>
<b>6 IC4 CONTRIBUTIONS AND REFUNDS IN CONNECTION WITH COMMUNITY AGREEMENTS AND PROGRAMMES</b>	<b>-0,2</b>	<b>-164,3</b>	<b>-89,0</b>	<b>-281,1</b>	<b>-17,1</b>	<b>-12,1</b>	<b>-2,9</b>	<b>-30,5</b>	<b>-18,8</b>	<b>-58,6</b>	<b>-271,8</b>	<b>---</b>	<b>-4.154,490</b>
<b>TOTAL RA IC4</b>	<b>-0,2</b>	<b>-164,3</b>	<b>-89,0</b>	<b>-281,1</b>	<b>-17,1</b>	<b>-12,1</b>	<b>-2,9</b>	<b>-30,5</b>	<b>-18,8</b>	<b>-58,6</b>	<b>-271,8</b>	<b>---</b>	<b>-4.154,490</b>



Poste	MT	NL	AT	PL	PT	RO	SI	SK	FI	SE	GB	CE	TOTAL
05 01 04 01 361A 301 C1 Monitoring and preventive measures - direct payments by the EC	---	---	---	---	---	---	---	---	---	---	---	7,8	7,798
05 01 04 01 C1 European Agriculture Guarantee Fund (EAGF) — Non-operational technical assistance	---	---	---	---	---	---	---	---	---	---	---	7,8	7,798
05 01 04 07 0000 301 Pilot project to conduct a feasibility study on introducing a security fund in the fruit and vegetables sector	---	---	---	---	---	---	---	---	---	---	---	---	---
05 01 04 07 Pilot project to conduct a feasibility study on introducing a security fund in the fruit and vegetables sector — Expenditure on administrative management	---	---	---	---	---	---	---	---	---	---	---	---	---
05 01 04 C1 Support expenditure for operations of Agriculture and Rural Development policy area	---	---	---	---	---	---	---	---	---	---	---	7,8	7,798
<b>05 01 C1 Administrative expenditure of Agriculture and Rural Development policy area</b>	---	---	---	---	---	---	---	---	---	---	---	<b>7,8</b>	<b>7,798</b>
05 02 01 01 1000 015 C1 Refunds common wheat grain and flour - marketing year 05/06 and earlier	---	---	---	---	---	---	---	---	---	---	---	---	1,173
05 02 01 01 1000 016 C1 Refunds common wheat grain and flour - marketing year 06/07	---	-0,0	---	---	---	---	---	---	---	---	---	---	0,316
05 02 01 01 1001 015 C1 Refunds barley grain and malt - marketing year 05/06 and earlier	---	---	---	---	---	---	---	---	---	---	---	---	0,000
05 02 01 01 1003 055 C1 (others) - marketing year 05/06 and earlier	---	0,0	0,0	0,0	---	---	---	---	0,2	---	-0,0	---	0,542
05 02 01 01 1003 056 C1 (others) - marketing year 06/07	---	0,2	0,0	0,0	0,0	---	---	---	---	---	0,0	---	1,881
05 02 01 01 1003 057 C1 (others) - marketing year 07/08 - R.1784/03, Art.13-18	---	0,5	0,0	0,0	0,0	0,0	---	---	---	---	0,0	---	2,596
05 02 01 01 1003 058 (others) - marketing year 08/09 - R.1784/03, Art.13-18	---	---	---	---	---	---	---	---	---	---	---	---	---
05 02 01 01 1003 063 Wheat starch - marketing year 05/06 and earlier	---	---	---	---	---	---	---	---	---	---	---	---	---
05 02 01 01 1003 064 Wheat starch - marketing year 06/07	---	---	---	---	---	---	---	---	---	---	---	---	---
05 02 01 01 1003 065 Wheat starch - marketing year 07/08 - R.1784/03, Art.13-18	---	---	---	---	---	---	---	---	---	---	---	---	---
05 02 01 01 1003 066 Wheat starch - marketing year 08/09 - R.1784/03, Art.13-18	---	---	---	---	---	---	---	---	---	---	---	---	---
05 02 01 01 1003 073 C1 Potato starch - marketing year 05/06 and earlier	---	0,0	---	0,0	---	---	---	---	---	---	---	---	0,016
05 02 01 01 1003 074 C1 Potato starch - marketing year 06/07	---	0,0	0,0	0,0	---	---	---	---	---	---	---	---	0,360
05 02 01 01 1003 075 C1 Potato starch - marketing year 07/08 - R.1784/03, Art.13-18	---	0,5	0,0	0,1	---	---	---	---	---	---	---	---	1,973
05 02 01 01 1003 076 Potato starch - marketing year 08/09 - R.1784/03, Art.13-18	---	---	---	---	---	---	---	---	---	---	---	---	---
05 02 01 01 1003 083 C1 Maize starch - marketing year 05/06 and earlier	---	0,0	0,0	---	---	---	---	---	---	---	---	---	0,040
05 02 01 01 1003 084 C1 Maize starch - marketing year 06/07	0,0	0,0	0,0	---	---	---	---	---	---	---	---	---	0,514
05 02 01 01 1003 085 C1 Maize starch - marketing year 07/08 - R.1784/03, Art.13-18	---	0,1	0,0	---	---	---	0,0	0,1	---	---	---	---	0,291
05 02 01 01 1003 086 Maize starch - marketing year 08/09 - R.1784/03, Art.13-18	---	---	---	---	---	---	---	---	---	---	---	---	---
05 02 01 01 1003 093 Other starches (from other cereals and rice) marketing year 05/06 and earlier	---	---	---	---	---	---	---	---	---	---	---	---	---
05 02 01 01 1003 094 Other starches (from other cereals and rice) marketing year 06/07	---	---	---	---	---	---	---	---	---	---	---	---	---
05 02 01 01 1003 095 Other starches (from other cereals and rice) marketing year 07/08 - R.1784/03, Art.13-18	---	---	---	---	---	---	---	---	---	---	---	---	---
05 02 01 01 1003 096 Other starches (from other cereals and rice) marketing year 08/09 - R.1784/03, Art.13-18	---	---	---	---	---	---	---	---	---	---	---	---	---
05 02 01 01 C1 Export refunds for cereals	0,0	1,2	0,1	0,2	0,0	0,0	0,0	0,1	0,2	---	0,0	---	9,701











En Millions d'euros

26/01/2009 15:38

Part II - Page 10 / 85

FEAGA

II Dépenses

Poste	MT	NL	AT	PL	PT	RO	SI	SK	FI	SE	GB	CE	TOTAL
05 02 04 02 3110 003 C1 Refunds - food aid - other cereals - R.1292/96	---	---	---	---	---	---	---	---	---	---	---	---	0,190
05 02 04 02 3110 003 NA Refunds - food aid - other cereals - R.1292/96	---	---	---	---	---	---	---	---	---	---	---	---	---
05 02 04 02 3110 003 Refunds - food aid - other cereals - R.1292/96	---	---	---	---	---	---	---	---	---	---	---	---	0,190
05 02 04 02 3112 001 C1 Refunds - food aid - sugar - R.1292/96	---	---	---	---	---	---	---	---	---	---	---	---	0,086
05 02 04 02 3112 001 NA Refunds - food aid - sugar - R.1292/96	---	---	---	---	---	---	---	---	---	---	---	---	---
05 02 04 02 3112 001 Refunds - food aid - sugar - R.1292/96	---	---	---	---	---	---	---	---	---	---	---	---	0,086
05 02 04 02 3113 001 Refunds - food aid - skimmed-milk powder - R.1292/96	---	---	---	---	---	---	---	---	---	---	---	---	---
05 02 04 02 3113 002 Refunds - food aid - whole-milk powder - R.1292/96	---	---	---	---	---	---	---	---	---	---	---	---	---
05 02 04 02 3113 003 Refunds - food aid - butter oil - R.1292/96	---	---	---	---	---	---	---	---	---	---	---	---	---
05 02 04 02 3119 001 C1 Refunds - food aid - other products - R.1292/96	---	---	---	---	---	---	---	---	---	---	---	---	0,353
05 02 04 02 3119 001 NA Refunds - food aid - other products - R.1292/96	---	---	---	---	---	---	---	---	---	---	---	---	---
05 02 04 02 3119 001 Refunds - food aid - other products - R.1292/96	---	---	---	---	---	---	---	---	---	---	---	---	0,353
05 02 04 02 C1 Food aid	---	---	---	---	---	---	---	---	---	---	---	---	0,630
05 02 04 02 NA Food aid	---	---	---	---	---	---	---	---	---	---	---	---	---
05 02 04 02 Food aid	---	---	---	---	---	---	---	---	---	---	---	---	0,630
05 02 04 99 0000 006 Others	---	---	---	---	---	---	---	---	---	---	---	---	---
05 02 04 99 Other measures (food programmes)	---	---	---	---	---	---	---	---	---	---	---	---	---
05 02 04 C1 Food programmes	0,6	---	---	54,5	13,6	23,0	2,4	---	2,7	---	---	---	345,047
05 02 04 NA Food programmes	---	---	---	---	---	---	---	---	---	---	---	---	---
05 02 04 Food programmes	0,6	---	---	54,5	13,6	23,0	2,4	---	2,7	---	---	---	345,047
05 02 05 01 1100 010 C1 Refunds - sugar and isoglucose - 05/06 - (10/05-09/06) and earlier	---	-0,1	---	1,7	---	---	---	---	---	0,0	2,1	---	8,142
05 02 05 01 1100 011 C1 Refunds - sugar and isoglucose - 06/07 - (10/06-09/07) - R.318/06, Art.32&33	---	11,8	0,6	45,0	1,1	---	0,1	---	0,4	2,0	6,1	---	133,505
05 02 05 01 1100 012 C1 Refunds - sugar and isoglucose - 07/08 - R.1260/01, Art.27; R.318/06, Art.32 & 33	---	32,2	3,7	42,3	4,9	0,0	0,1	0,1	0,3	4,5	2,7	---	359,689
05 02 05 01 1100 013 C1 Refunds - sugar and isoglucose - 08/09 - R.1260/01, Art.27; R.318/06, Art.32 & 33	---	---	---	---	---	---	---	---	---	---	0,0	---	0,002
05 02 05 01 C1 Export refunds for sugar and isoglucose	---	43,9	4,4	88,9	5,9	0,0	0,1	0,1	0,7	6,6	10,9	---	501,339
05 02 05 03 1112 013 C1 Production refunds on sugar used in the chemical industry marketing year 05/06 and earlier	---	0,1	---	---	---	---	---	---	---	---	-0,0	---	0,419
05 02 05 03 1112 013 NA Production refunds on sugar used in the chemical industry marketing year 05/06 and earlier	---	---	---	---	---	---	---	---	---	---	---	---	---
05 02 05 03 1112 013 Production refunds on sugar used in the chemical industry marketing year 05/06 and earlier	---	0,1	---	---	---	---	---	---	---	---	-0,0	---	0,419
05 02 05 03 C1 Production refunds for sugar used in the chemical industry	---	0,1	---	---	---	---	---	---	---	---	-0,0	---	0,419
05 02 05 03 NA Production refunds for sugar used in the chemical industry	---	---	---	---	---	---	---	---	---	---	---	---	---
05 02 05 03 Production refunds for sugar used in the chemical industry	---	0,1	---	---	---	---	---	---	---	---	-0,0	---	0,419



























































































En Millions d'euros

26/01/2009 15:38

Part II - Page 51 / 85

FEAGA

II Dépenses

Poste	MT	NL	AT	PL	PT	RO	SI	SK	FI	SE	GB	CE	TOTAL
05 02 13 04 2101 006 C1 CN 0102 - live animals - marketing year 06/07	---	0,6	0,2	---	---	---	0,0	---	0,0	0,0	---	---	4,571
05 02 13 04 2101 006 NA CN 0102 - live animals - marketing year 06/07	---	---	---	---	---	---	---	---	---	---	---	---	---
05 02 13 04 2101 006 CN 0102 - live animals - marketing year 06/07	---	0,6	0,2	---	---	---	0,0	---	0,0	0,0	---	---	4,571
05 02 13 04 2101 007 C1 CN 0102 - live animals - marketing year 07/08 - R.1254/99, Art.33	---	0,7	1,5	---	---	---	0,0	---	0,0	0,1	---	---	4,690
05 02 13 04 2101 007 NA CN 0102 - live animals - marketing year 07/08 - R.1254/99, Art.33	---	---	---	---	---	---	---	---	---	---	---	---	---
05 02 13 04 2101 007 CN 0102 - live animals - marketing year 07/08 - R.1254/99, Art.33	---	0,7	1,5	---	---	---	0,0	---	0,0	0,1	---	---	4,690
05 02 13 04 2101 008 C1 CN 0102 - live animals - marketing year 08/09 - R.1254/99, Art.33	---	---	0,1	---	---	---	---	---	---	---	---	---	0,058
05 02 13 04 2101 008 NA CN 0102 - live animals - marketing year 08/09 - R.1254/99, Art.33	---	---	---	---	---	---	---	---	---	---	---	---	---
05 02 13 04 2101 008 CN 0102 - live animals - marketing year 08/09 - R.1254/99, Art.33	---	---	0,1	---	---	---	---	---	---	---	---	---	0,058
05 02 13 04 C1 Refunds for live animals	---	1,3	1,9	---	---	---	0,0	---	0,0	0,1	---	---	10,046
05 02 13 04 NA Refunds for live animals	---	---	---	---	---	---	---	---	---	---	---	---	---
05 02 13 04 Refunds for live animals	---	1,3	1,9	---	---	---	0,0	---	0,0	0,1	---	---	10,046
05 02 13 99 2129 001 C1 Others	---	---	---	---	---	---	---	---	---	---	---	---	0,006
05 02 13 99 2129 001 NA Others	---	---	---	---	---	---	---	---	---	---	---	---	---
05 02 13 99 2129 001 Others	---	---	---	---	---	---	---	---	---	---	---	---	0,006
05 02 13 99 2190 101 C1 Compensation - producer's loss of revenue - R.1357/96 - recoveries	---	---	---	---	---	---	---	---	---	-0,0	---	---	-0,001
05 02 13 99 2190 102 C1 Compensation - producer's loss of revenue - R.1357/96 - payments	---	---	---	---	---	---	---	---	---	---	---	---	---
05 02 13 99 2190 103 Additional measures - direct support for sector - R.2443/96 - recoveries	---	---	---	---	---	---	---	---	---	---	---	---	---
05 02 13 99 2190 104 Additional measures - direct support for sector - R.2443/96 - payments	---	---	---	---	---	---	---	---	---	---	---	---	---
05 02 13 99 C1 Other measures (beef and veal)	---	---	---	---	---	---	---	---	---	-0,0	---	---	0,004
05 02 13 99 NA Other measures (beef and veal)	---	---	---	---	---	---	---	---	---	---	---	---	---
05 02 13 99 Other measures (beef and veal)	---	---	---	---	---	---	---	---	---	-0,0	---	---	0,004
05 02 13 C1 Beef and veal	---	1,8	2,8	2,7	0,0	---	0,0	---	0,0	0,1	14,1	---	47,227
05 02 13 NA Beef and veal	---	---	---	---	---	---	---	---	---	---	---	---	---
05 02 13 Beef and veal	---	1,8	2,8	2,7	0,0	---	0,0	---	0,0	0,1	14,1	---	47,227
05 02 14 01 2210 001 Intervention in the form of storage - sheepmeat and goatmeat - R.2529/01, Art.12	---	---	---	---	---	---	---	---	---	---	---	---	---
05 02 14 01 Intervention in the form of storage of sheepmeat and goatmeat	---	---	---	---	---	---	---	---	---	---	---	---	---
05 02 14 99 2290 010 Others	---	---	---	---	---	---	---	---	---	---	---	---	---
05 02 14 99 Other measures (sheepmeat and goatmeat)	---	---	---	---	---	---	---	---	---	---	---	---	---
05 02 14 Sheepmeat and goatmeat	---	---	---	---	---	---	---	---	---	---	---	---	---
05 02 15 01 2300 096 C1 Pigmeat - dried, salted meats etc - marketing year 05/06 and earlier	---	---	---	---	0,0	---	---	---	---	---	0,0	---	0,160



En Millions d'euros

26/01/2009 15:38

Part II - Page 52 / 85

FEAGA

II Dépenses

Poste	MT	NL	AT	PL	PT	RO	SI	SK	FI	SE	GB	CE	TOTAL
05 02 15 01 2300 096 C4 Pigmeat - dried, salted meats etc - marketing year 05/06 and earlier	---	---	---	---	---	---	---	---	---	---	---	---	0,050
05 02 15 01 2300 096 NA Pigmeat - dried, salted meats etc - marketing year 05/06 and earlier	---	---	---	---	---	---	---	---	---	---	---	---	---
05 02 15 01 2300 096 Pigmeat - dried, salted meats etc - marketing year 05/06 and earlier	---	---	---	---	0,0	---	---	---	---	---	0,0	---	0,210
05 02 15 01 2300 097 C1 Pigmeat - sausages and conserves - marketing year 05/06 and earlier	---	---	---	0,0	0,2	---	---	---	---	---	---	---	0,730
05 02 15 01 2300 097 C4 Pigmeat - sausages and conserves - marketing year 05/06 and earlier	---	---	---	---	0,0	---	---	---	---	---	---	---	0,005
05 02 15 01 2300 097 NA Pigmeat - sausages and conserves - marketing year 05/06 and earlier	---	---	---	---	---	---	---	---	---	---	---	---	---
05 02 15 01 2300 097 Pigmeat - sausages and conserves - marketing year 05/06 and earlier	---	---	---	0,0	0,2	---	---	---	---	---	---	---	0,735
05 02 15 01 2300 098 C1 Pigmeat - others - marketing year 05/06 and earlier	---	---	0,0	---	---	---	---	---	---	---	---	---	0,374
05 02 15 01 2300 098 C4 Pigmeat - others - marketing year 05/06 and earlier	---	---	---	---	---	---	---	---	---	---	0,0	---	0,082
05 02 15 01 2300 098 NA Pigmeat - others - marketing year 05/06 and earlier	---	---	---	---	---	---	---	---	---	---	---	---	---
05 02 15 01 2300 098 Pigmeat - others - marketing year 05/06 and earlier	---	---	0,0	---	---	---	---	---	---	---	0,0	---	0,457
05 02 15 01 2300 100 C1 Pigmeat - dried, salted meats etc - marketing year 06/07	---	0,0	0,0	---	0,0	---	0,0	---	---	0,0	0,0	---	2,627
05 02 15 01 2300 100 C4 Pigmeat - dried, salted meats etc - marketing year 06/07	---	0,0	0,0	---	0,0	---	---	---	---	---	0,0	---	0,364
05 02 15 01 2300 100 NA Pigmeat - dried, salted meats etc - marketing year 06/07	---	---	---	---	---	---	---	---	---	---	---	---	---
05 02 15 01 2300 100 Pigmeat - dried, salted meats etc - marketing year 06/07	---	0,0	0,0	---	0,0	---	0,0	---	---	0,0	0,0	---	2,991
05 02 15 01 2300 101 C1 Pigmeat - sausages and conserves - marketing year 06/07	---	0,0	0,0	0,2	0,8	---	0,0	---	---	0,0	0,0	---	2,255
05 02 15 01 2300 101 C4 Pigmeat - sausages and conserves - marketing year 06/07	---	0,0	---	---	0,0	---	---	---	---	---	0,0	---	0,147
05 02 15 01 2300 101 NA Pigmeat - sausages and conserves - marketing year 06/07	---	---	---	---	---	---	---	---	---	---	---	---	---
05 02 15 01 2300 101 Pigmeat - sausages and conserves - marketing year 06/07	---	0,0	0,0	0,2	0,8	---	0,0	---	---	0,0	0,0	---	2,402
05 02 15 01 2300 102 C1 Pigmeat - others - marketing year 06/07	---	---	0,0	---	---	---	---	---	---	---	0,0	---	0,097
05 02 15 01 2300 102 C4 Pigmeat - others - marketing year 06/07	---	---	0,0	---	---	---	---	---	---	---	0,0	---	0,001
05 02 15 01 2300 102 NA Pigmeat - others - marketing year 06/07	---	---	---	---	---	---	---	---	---	---	---	---	---
05 02 15 01 2300 102 Pigmeat - others - marketing year 06/07	---	---	0,0	---	---	---	---	---	---	---	0,0	---	0,098
05 02 15 01 2300 103 C1 Pigmeat - carcasses and off-cuts - marketing year 07/08 - R.2759/75, Art.13	---	7,0	0,1	10,4	---	---	---	---	2,5	1,0	0,1	---	47,670
05 02 15 01 2300 103 C4 Pigmeat - carcasses and off-cuts - marketing year 07/08 - R.2759/75, Art.13	---	1,8	---	4,0	---	---	---	---	1,1	0,5	0,0	---	17,160
05 02 15 01 2300 103 NA Pigmeat - carcasses and off-cuts - marketing year 07/08 - R.2759/75, Art.13	---	---	---	---	---	---	---	---	---	---	---	---	---
05 02 15 01 2300 103 Pigmeat - carcasses and off-cuts - marketing year 07/08 - R.2759/75, Art.13	---	8,8	0,1	14,4	---	---	---	---	3,5	1,5	0,1	---	64,831
05 02 15 01 2300 104 C1 Pigmeat - dried, salted meats etc - marketing year 07/08 - R.2759/75, Art.13	---	0,0	0,0	0,0	0,1	---	0,1	---	---	0,0	0,3	---	5,247
05 02 15 01 2300 104 C4 Pigmeat - dried, salted meats etc - marketing year 07/08 - R.2759/75, Art.13	---	0,0	0,0	---	0,0	---	0,0	---	---	0,0	0,0	---	1,718
05 02 15 01 2300 104 NA Pigmeat - dried, salted meats etc - marketing year 07/08 - R.2759/75, Art.13	---	---	---	---	---	---	---	---	---	---	---	---	---
05 02 15 01 2300 104 Pigmeat - dried, salted meats etc - marketing year 07/08 - R.2759/75, Art.13	---	0,0	0,1	0,0	0,1	---	0,2	---	---	0,0	0,4	---	6,965

En Millions d'euros

26/01/2009 15:38

Part II - Page 53 / 85

FEAGA

II Dépenses

Poste	MT	NL	AT	PL	PT	RO	SI	SK	FI	SE	GB	CE	TOTAL
05 02 15 01 2300 105 C1 Pigmeat - sausages and conserves - marketing year 07/08 - R.2759/75, Art.13	---	0,1	0,3	1,7	1,9	---	0,2	0,0	---	0,0	0,1	---	6,182
05 02 15 01 2300 105 C4 Pigmeat - sausages and conserves - marketing year 07/08 - R.2759/75, Art.13	---	0,0	0,0	0,6	0,3	---	0,0	---	---	0,0	0,0	---	1,465
05 02 15 01 2300 105 NA Pigmeat - sausages and conserves - marketing year 07/08 - R.2759/75, Art.13	---	---	---	---	---	---	---	---	---	---	---	---	---
05 02 15 01 2300 105 Pigmeat - sausages and conserves - marketing year 07/08 - R.2759/75, Art.13	---	0,1	0,3	2,3	2,2	---	0,3	0,0	---	0,1	0,1	---	7,647
05 02 15 01 2300 106 C1 Pigmeat - others - marketing year 07/08 - R.2759/75, Art.13	---	1,6	2,0	---	0,0	---	---	---	---	---	0,1	---	5,493
05 02 15 01 2300 106 C4 Pigmeat - others - marketing year 07/08 - R.2759/75, Art.13	---	0,5	0,8	---	0,0	---	---	---	---	---	0,0	---	1,458
05 02 15 01 2300 106 NA Pigmeat - others - marketing year 07/08 - R.2759/75, Art.13	---	---	---	---	---	---	---	---	---	---	---	---	---
05 02 15 01 2300 106 Pigmeat - others - marketing year 07/08 - R.2759/75, Art.13	---	2,1	2,9	---	0,0	---	---	---	---	---	0,1	---	6,951
05 02 15 01 2300 107 C1 Pigmeat - carcasses and off-cuts - marketing year 08/09 - R.1234/07, Art.162(1)a)(iv)	---	1,5	0,1	2,2	---	---	---	---	---	---	0,0	---	4,317
05 02 15 01 2300 107 NA Pigmeat - carcasses and off-cuts - marketing year 08/09 - R.1234/07, Art.162(1)a)(iv)	---	---	---	---	---	---	---	---	---	---	---	---	---
05 02 15 01 2300 107 Pigmeat - carcasses and off-cuts - marketing year 08/09 - R.1234/07, Art.162(1)a)(iv)	---	1,5	0,1	2,2	---	---	---	---	---	---	0,0	---	4,317
05 02 15 01 2300 108 C1 Pigmeat - dried, salted meats etc - marketing year 08/09 - R.2759/75, Art.13	---	0,0	0,0	0,0	---	---	0,0	---	---	---	0,1	---	0,354
05 02 15 01 2300 108 C4 Pigmeat - dried, salted meats etc - marketing year 08/09 - R.2759/75, Art.13	---	---	---	---	---	---	---	---	---	---	---	---	0,000
05 02 15 01 2300 108 NA Pigmeat - dried, salted meats etc - marketing year 08/09 - R.2759/75, Art.13	---	---	---	---	---	---	---	---	---	---	---	---	---
05 02 15 01 2300 108 Pigmeat - dried, salted meats etc - marketing year 08/09 - R.2759/75, Art.13	---	0,0	0,0	0,0	---	---	0,0	---	---	---	0,1	---	0,355
05 02 15 01 2300 109 C1 Pigmeat - sausages and conserves - marketing year 08/09 - R.2759/75, Art.13	---	0,0	0,0	---	---	---	0,0	---	---	---	0,0	---	0,168
05 02 15 01 2300 109 NA Pigmeat - sausages and conserves - marketing year 08/09 - R.2759/75, Art.13	---	---	---	---	---	---	---	---	---	---	---	---	---
05 02 15 01 2300 109 Pigmeat - sausages and conserves - marketing year 08/09 - R.2759/75, Art.13	---	0,0	0,0	---	---	---	0,0	---	---	---	0,0	---	0,168
05 02 15 01 2300 110 C1 Pigmeat - others - marketing year 08/09 - R.2759/75, Art.13	---	0,1	0,4	---	---	---	---	---	---	---	0,0	---	0,917
05 02 15 01 2300 110 NA Pigmeat - others - marketing year 08/09 - R.2759/75, Art.13	---	---	---	---	---	---	---	---	---	---	---	---	---
05 02 15 01 2300 110 Pigmeat - others - marketing year 08/09 - R.2759/75, Art.13	---	0,1	0,4	---	---	---	---	---	---	---	0,0	---	0,917
05 02 15 01 C1 Refunds for pigmeat	---	10,3	3,1	14,5	2,9	---	0,4	0,0	2,5	1,1	0,7	---	76,593
05 02 15 01 C4 Refunds for pigmeat	---	2,3	0,9	4,6	0,4	---	0,1	---	1,1	0,5	0,1	---	22,450
05 02 15 01 NA Refunds for pigmeat	---	---	---	---	---	---	---	---	---	---	---	---	---
05 02 15 01 Refunds for pigmeat	---	12,6	4,0	19,0	3,3	---	0,5	0,0	3,5	1,6	0,8	---	99,043
05 02 15 02 2301 001 C1 Private storage - pigmeat - R.2759/75, Art.3-7	---	2,8	1,3	2,4	---	---	---	0,1	0,4	0,3	0,1	---	37,007
05 02 15 02 2301 001 NA Private storage - pigmeat - R.2759/75, Art.3-7	---	---	---	---	---	---	---	---	---	---	---	---	---
05 02 15 02 2301 001 Private storage - pigmeat - R.2759/75, Art.3-7	---	2,8	1,3	2,4	---	---	---	0,1	0,4	0,3	0,1	---	37,007
05 02 15 02 C1 Intervention for pigmeat	---	2,8	1,3	2,4	---	---	---	0,1	0,4	0,3	0,1	---	37,007
05 02 15 02 NA Intervention for pigmeat	---	---	---	---	---	---	---	---	---	---	---	---	---
05 02 15 02 Intervention for pigmeat	---	2,8	1,3	2,4	---	---	---	0,1	0,4	0,3	0,1	---	37,007

En Millions d'euros

26/01/2009 15:38

Part II - Page 54 / 85

FEAGA

II Dépenses

Poste	MT	NL	AT	PL	PT	RO	SI	SK	FI	SE	GB	CE	TOTAL
05 02 15 03 2302 001 Exceptional market-support measures - R.2759/75, Art.20	---	---	---	---	---	---	---	---	---	---	---	---	---
05 02 15 03 Exceptional market-support measures for pigmeat	---	---	---	---	---	---	---	---	---	---	---	---	---
05 02 15 04 2310 094 C1 Eggs for hatching - marketing year 05/06 and earlier	---	---	---	---	---	---	---	---	---	---	---	---	0,021
05 02 15 04 2310 095 C1 Eggs in shell - marketing year 05/06 and earlier	---	0,0	---	---	---	---	---	---	---	---	---	---	0,003
05 02 15 04 2310 096 C1 Egg products - marketing year 05/06 and earlier	---	---	---	---	---	---	---	---	---	---	---	---	0,012
05 02 15 04 2310 097 C1 Eggs for hatching - marketing year 06/07	---	0,0	---	---	---	---	---	---	---	0,0	0,0	---	0,105
05 02 15 04 2310 098 C1 Eggs in shell - marketing year 06/07	---	0,0	---	---	---	---	---	---	---	0,0	0,0	---	0,139
05 02 15 04 2310 099 C1 Egg products - marketing year 06/07	---	0,1	0,0	---	0,0	---	---	---	---	0,0	0,0	---	0,232
05 02 15 04 2310 100 C1 Eggs for hatching - marketing year 07/08 - R.2771/75, Art.8	---	1,1	---	0,2	0,0	---	0,1	0,0	---	0,0	0,1	---	2,561
05 02 15 04 2310 101 C1 Eggs in shell - marketing year 07/08 - R.2771/75, Art.8	---	---	---	---	---	---	---	---	---	---	---	---	0,142
05 02 15 04 2310 102 C1 Egg products - marketing year 07/08 - R.2771/75, Art.8	---	0,1	0,0	---	---	---	---	---	---	0,0	0,0	---	0,837
05 02 15 04 2310 103 C1 Eggs for hatching - marketing year 08/09 - R.2771/75, Art.8	---	0,1	---	0,0	---	---	0,0	---	---	---	0,1	---	0,269
05 02 15 04 2310 104 Eggs in shell - marketing year 08/09 - R.2771/75, Art.8	---	---	---	---	---	---	---	---	---	---	---	---	---
05 02 15 04 2310 105 C1 Egg products - marketing year 08/09 - R.2771/75, Art.8	---	0,0	0,0	---	---	---	---	---	---	---	0,0	---	0,021
05 02 15 04 C1 Refunds for eggs	---	1,5	0,0	0,2	0,0	---	0,1	0,0	---	0,0	0,2	---	4,341
05 02 15 05 2311 093 C1 Refunds for poultry - chicks - marketing year 05/06 and earlier	---	0,0	---	---	---	---	---	---	---	---	0,0	---	0,004
05 02 15 05 2311 094 C1 Refunds for poultry - other poultry - marketing year 05/06 and earlier	---	0,4	---	---	0,0	---	---	---	---	---	---	---	0,745
05 02 15 05 2311 095 C1 Refunds for poultry - chicks - marketing year 06/07	---	0,0	---	0,0	0,0	---	---	---	---	---	0,0	---	0,025
05 02 15 05 2311 096 C1 Refunds for poultry - other poultry - marketing year 06/07	---	0,1	---	0,1	0,0	---	---	---	---	---	---	---	4,796
05 02 15 05 2311 097 C1 Refunds for poultry - chicks - marketing year 07/08 - R.2777/75, Art.8	---	0,1	0,0	0,2	0,0	---	---	0,2	0,0	---	0,0	---	0,812
05 02 15 05 2311 097 NA Refunds for poultry - chicks - marketing year 07/08 - R.2777/75, Art.8	---	---	---	---	---	---	---	---	---	---	---	---	---
05 02 15 05 2311 097 Refunds for poultry - chicks - marketing year 07/08 - R.2777/75, Art.8	---	0,1	0,0	0,2	0,0	---	---	0,2	0,0	---	0,0	---	0,812
05 02 15 05 2311 098 C1 Refunds for poultry - other poultry - marketing year 07/08 - R.2777/75, Art.8	---	0,5	---	0,2	0,1	---	---	0,9	0,0	---	---	---	86,975
05 02 15 05 2311 098 NA Refunds for poultry - other poultry - marketing year 07/08 - R.2777/75, Art.8	---	---	---	---	---	---	---	---	---	---	---	---	---
05 02 15 05 2311 098 Refunds for poultry - other poultry - marketing year 07/08 - R.2777/75, Art.8	---	0,5	---	0,2	0,1	---	---	0,9	0,0	---	---	---	86,975
05 02 15 05 2311 099 C1 Refunds for poultry - chicks - marketing year 08/09 - R.2777/75, Art.8	---	0,0	---	0,0	---	0,0	---	---	---	---	---	---	0,062
05 02 15 05 2311 099 NA Refunds for poultry - chicks - marketing year 08/09 - R.2777/75, Art.8	---	---	---	---	---	---	---	---	---	---	---	---	---
05 02 15 05 2311 099 Refunds for poultry - chicks - marketing year 08/09 - R.2777/75, Art.8	---	0,0	---	0,0	---	0,0	---	---	---	---	---	---	0,062
05 02 15 05 2311 100 C1 Refunds for poultry - other poultry - marketing year 08/09 - R.2777/75, Art.8	---	0,1	---	---	---	---	---	---	---	---	0,0	---	3,743
05 02 15 05 2311 100 NA Refunds for poultry - other poultry - marketing year 08/09 - R.2777/75, Art.8	---	---	---	---	---	---	---	---	---	---	---	---	---
05 02 15 05 2311 100 Refunds for poultry - other poultry - marketing year 08/09 - R.2777/75, Art.8	---	0,1	---	---	---	---	---	---	---	---	0,0	---	3,743





En Millions d'euros

26/01/2009 15:38

Part II - Page 57 / 85

FEAGA

II Dépenses

Poste		MT	NL	AT	PL	PT	RO	SI	SK	FI	SE	GB	CE	TOTAL
05 02 16 01 0000 081	Transitional aid to certain Member States - payments 09/2007 - R.320/06, Art.9 - AT, SE	---	---	---	---	---	---	---	---	---	---	---	---	---
05 02 16 01 0000 082	C5 Transitional aid to certain Member States - payments 03/2008 - R.320/06, Art.9 - AT, SE	---	---	3,1	---	---	---	---	---	---	---	---	---	3,081
05 02 16 01 0000 083	C4 Transitional aid to certain Member States - payments 09/2008 - R.320/06, Art.9 - AT, SE	---	---	0,8	---	---	---	---	---	---	---	---	---	0,841
05 02 16 01	C4 Sugar Restructuring Fund	---	16,6	0,8	---	14,1	---	31,6	35,1	26,2	0,0	---	---	548,321
05 02 16 01	C5 Sugar Restructuring Fund	---	26,6	3,1	---	5,4	---	2,6	---	---	27,4	---	---	735,779
05 02 16 01	Sugar Restructuring Fund	---	43,2	3,9	---	19,5	---	34,2	35,1	26,2	27,4	---	---	1.284,100
05 02 16 02	Clearance with regard to the Sugar Restructuring Fund	---	---	---	---	---	---	---	---	---	---	---	---	---
05 02 16	C4 Sugar Restructuring Fund	---	16,6	0,8	---	14,1	---	31,6	35,1	26,2	0,0	---	---	548,321
05 02 16	C5 Sugar Restructuring Fund	---	26,6	3,1	---	5,4	---	2,6	---	---	27,4	---	---	735,779
05 02 16	Sugar Restructuring Fund	---	43,2	3,9	---	19,5	---	34,2	35,1	26,2	27,4	---	---	1.284,100
<b>05 02</b>	<b>C1 Interventions in agricultural markets</b>	<b>0,8</b>	<b>134,2</b>	<b>34,1</b>	<b>200,7</b>	<b>143,5</b>	<b>51,9</b>	<b>5,6</b>	<b>9,0</b>	<b>14,5</b>	<b>25,4</b>	<b>52,0</b>	<b>3,8</b>	<b>3.709,173</b>
<b>05 02</b>	<b>C4 Interventions in agricultural markets</b>	<b>---</b>	<b>38,4</b>	<b>1,9</b>	<b>4,9</b>	<b>16,2</b>	<b>---</b>	<b>31,6</b>	<b>35,1</b>	<b>27,2</b>	<b>0,5</b>	<b>0,8</b>	<b>---</b>	<b>635,788</b>
<b>05 02</b>	<b>C5 Interventions in agricultural markets</b>	<b>0,2</b>	<b>54,6</b>	<b>6,2</b>	<b>0,1</b>	<b>7,7</b>	<b>---</b>	<b>2,6</b>	<b>0,2</b>	<b>0,8</b>	<b>28,6</b>	<b>21,3</b>	<b>---</b>	<b>1.098,444</b>
<b>05 02</b>	<b>NA Interventions in agricultural markets</b>	<b>---</b>	<b>---</b>	<b>---</b>	<b>---</b>	<b>---</b>	<b>---</b>	<b>---</b>	<b>---</b>	<b>---</b>	<b>---</b>	<b>---</b>	<b>---</b>	<b>---</b>
<b>05 02</b>	<b>Interventions in agricultural markets</b>	<b>1,1</b>	<b>227,2</b>	<b>42,2</b>	<b>205,7</b>	<b>167,4</b>	<b>51,9</b>	<b>39,9</b>	<b>44,3</b>	<b>42,5</b>	<b>54,5</b>	<b>74,1</b>	<b>3,8</b>	<b>5.443,404</b>
05 03 01 01 0000 001	C1 Single Payment Scheme - R.1782/03, title III - calendar year 2005	---	---	0,3	---	-0,2	---	---	---	---	0,1	8,9	---	16,463
05 03 01 01 0000 001	C5 Single Payment Scheme - R.1782/03, title III - calendar year 2005	---	---	---	---	0,1	---	---	---	---	0,0	0,3	---	0,849
05 03 01 01 0000 001	NA Single Payment Scheme - R.1782/03, title III - calendar year 2005	---	---	---	---	---	---	---	---	---	---	---	---	---
05 03 01 01 0000 001	Single Payment Scheme - R.1782/03, title III - calendar year 2005	---	---	0,3	---	-0,1	---	---	---	---	0,1	9,2	---	17,312
05 03 01 01 0000 002	C1 Single Payment Scheme - R.1782/03, title III - calendar year 2006 - EU 15	---	1,6	0,0	---	1,3	---	---	---	0,0	0,4	26,4	---	70,701
05 03 01 01 0000 002	C5 Single Payment Scheme - R.1782/03, title III - calendar year 2006 - EU 15	---	0,1	0,2	---	0,4	---	---	---	---	0,0	2,4	---	29,671
05 03 01 01 0000 002	NA Single Payment Scheme - R.1782/03, title III - calendar year 2006 - EU 15	---	---	---	---	---	---	---	---	---	---	---	---	---
05 03 01 01 0000 002	Single Payment Scheme - R.1782/03, title III - calendar year 2006 - EU 15	---	1,7	0,3	---	1,8	---	---	---	0,0	0,5	28,8	---	100,371
05 03 01 01 0000 003	C1 Single Payment Scheme - R.1782/03, title III - calendar year 2007 - EU 15, MT, SI	0,0	633,8	598,9	---	310,7	---	34,0	---	488,8	660,2	3.058,1	---	27.327,943
05 03 01 01 0000 003	C5 Single Payment Scheme - R.1782/03, title III - calendar year 2007 - EU 15, MT, SI	1,5	25,4	---	---	31,0	---	15,0	---	0,1	1,1	258,1	---	726,905
05 03 01 01 0000 003	NA Single Payment Scheme - R.1782/03, title III - calendar year 2007 - EU 15, MT, SI	---	---	---	---	---	---	---	---	---	---	---	---	---
05 03 01 01 0000 003	Single Payment Scheme - R.1782/03, title III - calendar year 2007 - EU 15, MT, SI	1,6	659,2	598,9	---	341,6	---	48,9	---	488,9	661,3	3.316,2	---	28.054,848
05 03 01 01 0000 004	C1 Single Payment Scheme - R.1782/03, title III - calendar year 2007 - payments - without modulation - R.1782/03, Art.10(5) - EL	---	---	---	---	---	---	---	---	---	---	---	---	61,306
05 03 01 01 0000 004	NA Single Payment Scheme - R.1782/03, title III - calendar year 2007 - payments - without modulation - R.1782/03, Art.10(5) - EL	---	---	---	---	---	---	---	---	---	---	---	---	---
05 03 01 01 0000 004	Single Payment Scheme - R.1782/03, title III - calendar year 2007 - payments - without modulation - R.1782/03, Art.10(5) - EL	---	---	---	---	---	---	---	---	---	---	---	---	61,306
05 03 01 01	C1 SPS (single payment scheme)	0,0	635,4	599,2	---	311,8	---	34,0	---	488,8	660,7	3.093,4	---	27.476,412



Poste		MT	NL	AT	PL	PT	RO	SI	SK	FI	SE	GB	CE	TOTAL
05 03 02 05 1800 096	Cereals - crop 2004 and earlier	---	---	---	---	---	---	---	---	---	---	---	---	---
05 03 02 05 1800 097	Oil-seeds - crop 2004 and earlier	---	---	---	---	---	---	---	---	---	---	---	---	---
05 03 02 05 1800 098	C1 Graminaceous - crop 2004 and earlier	---	---	---	---	---	---	---	---	0,0	---	---	---	0,004
05 03 02 05 1800 099	C1 Leguminous - crop 2004 and earlier	---	---	---	---	---	---	---	---	---	---	---	---	0,002
05 03 02 05 1800 100	Rice - crop 2004 and earlier	---	---	---	---	---	---	---	---	---	---	---	---	---
05 03 02 05 1800 101	Cereals - R.1782/03, Art.99 - crop 2005	---	---	---	---	---	---	---	---	---	---	---	---	---
05 03 02 05 1800 102	Oil-seeds - R.1782/03, Art.99 - crop 2005	---	---	---	---	---	---	---	---	---	---	---	---	---
05 03 02 05 1800 103	C1 Graminaceous - R.1782/03, Art.99 - crop 2005	---	-0,0	---	---	---	---	---	---	0,0	---	---	---	-0,001
05 03 02 05 1800 104	C1 Leguminous - R.1782/03, Art.99 - crop 2005	---	---	---	---	---	---	---	---	---	---	---	---	0,012
05 03 02 05 1800 105	Rice - R.1782/03, Art.99 - crop 2005	---	---	---	---	---	---	---	---	---	---	---	---	---
05 03 02 05 1800 106	Cereals - R.1782/03, Art.99 - crop 2006 - BE, EL, ES, FR, IT, MT, NL, PT, SI, FI	---	---	---	---	---	---	---	---	---	---	---	---	---
05 03 02 05 1800 107	C1 Oil-seeds - R.1782/03, Art.99 - crop 2006 - BE, EL, ES, FR, IT, MT, NL, PT, SI, FI	---	---	---	---	---	---	---	---	---	---	---	---	0,009
05 03 02 05 1800 108	C1 Graminaceous - R.1782/03, Art.99 - crop 2006 - BE, EL, ES, FR, IT, MT, NL, PT, SI, FI	---	---	---	---	---	---	---	---	-0,7	---	---	---	-0,698
05 03 02 05 1800 109	C1 Leguminous - R.1782/03, Art.99 - crop 2006 - BE, EL, ES, FR, IT, MT, NL, PT, SI, FI	---	---	---	---	---	---	---	---	---	---	---	---	-0,048
05 03 02 05 1800 110	C1 Rice - R.1782/03, Art.99 - crop 2006 - BE, EL, ES, FR, IT, MT, NL, PT, SI, FI	---	---	---	---	---	---	---	---	---	---	---	---	0,177
05 03 02 05 1800 111	C1 Cereals - R.1782/03, Art.99 - crop 2007 - BE, EL, ES, FR, IT, NL, PT, FI	---	---	---	---	---	---	---	---	---	---	---	---	0,340
05 03 02 05 1800 112	C1 Oil-seeds - R.1782/03, Art.99 - crop 2007 - BE, EL, ES, FR, IT, NL, PT, FI	---	0,4	---	---	---	---	---	---	---	---	---	---	2,762
05 03 02 05 1800 113	C1 Graminaceous - R.1782/03, Art.99 - crop 2007 - BE, EL, ES, FR, IT, NL, PT, FI	---	---	---	---	---	---	---	---	0,9	---	---	---	1,807
05 03 02 05 1800 114	C1 Leguminous - R.1782/03, Art.99 - crop 2007 - BE, EL, ES, FR, IT, NL, PT, FI	---	---	---	---	0,0	---	---	---	---	---	---	---	5,261
05 03 02 05 1800 115	C1 Rice - R.1782/03, Art.99 - crop 2007 - BE, EL, ES, FR, IT, NL, PT, FI	---	---	---	---	0,2	---	---	---	---	---	---	---	10,417
05 03 02 05	C1 Production aid for seeds	---	0,4	---	---	0,3	---	---	---	0,2	---	---	---	20,044
05 03 02 06 2120 032	C1 Suckler cow premium - calendar year applications - 2004 and earlier	---	0,0	-0,0	---	0,0	---	0,0	---	---	0,0	0,2	---	0,640
05 03 02 06 2120 034	C1 Suckler cow premium - R.1782/03, Art.125 - calendar year 2005	---	0,0	-0,0	---	0,0	---	0,0	---	---	---	---	---	0,121
05 03 02 06 2120 036	C1 Suckler cow premium - R.1782/03, Art.125 - calendar year 2006 - BE, ES, FR, MT, AT, PT, SI	---	---	-0,1	---	0,0	---	0,0	---	---	---	---	---	2,135
05 03 02 06 2120 037	C1 Suckler cow premium - R.1782/03, Art.125; R.1973/04, Art.126 - advances - calendar year 2007 - BE, ES, FR, AT, PT	---	---	---	---	44,8	---	---	---	---	---	---	---	842,685
05 03 02 06 2120 038	Suckler cow premium - R.1782/03, Art.125; R.1973/04, Art.126 - advances - calendar year 2007 - payments - without modulation - R.1782/03, Art.10(5)	---	---	---	---	---	---	---	---	---	---	---	---	---
05 03 02 06 2120 039	C1 Suckler cow premium - R.1782/03, Art.125 - balance - calendar year 2007 - BE, ES, FR, AT, PT	---	---	65,7	---	27,1	---	---	---	---	---	---	---	308,261
05 03 02 06 2120 040	Suckler cow premium - R.1782/03, Art.125 - balance - calendar year 2007 - payments - without modulation - R.1782/03, Art.10(5)	---	---	---	---	---	---	---	---	---	---	---	---	---
05 03 02 06	C1 Suckler-cow premium	---	0,0	65,5	---	71,9	---	0,0	---	---	0,0	0,2	---	1.153,842
05 03 02 07 2121 121	C1 Additional premium - suckler cow - calendar year applications 2004 and earlier	---	---	-0,0	---	0,0	---	0,0	---	---	---	0,0	---	0,066















































Poste	MT	NL	AT	PL	PT	RO	SI	SK	FI	SE	GB	CE	TOTAL
05 03 02 99 3900 110 Agri-monetary aid - R.2293/00	---	---	---	---	---	---	---	---	---	---	---	---	---
05 03 02 99 3900 113 C1 Agri-monetary aid - R.653/01	---	---	---	---	---	---	---	---	---	---	-0,0	---	-0,001
05 03 02 99 3900 113 C5 Agri-monetary aid - R.653/01	---	---	---	---	---	---	---	---	---	---	0,0	---	0,001
05 03 02 99 3900 113 Agri-monetary aid - R.653/01	---	---	---	---	---	---	---	---	---	---	0,0	---	0,000
05 03 02 99 3900 116 C1 Agri-monetary aid - R.654/01	---	---	---	---	---	---	---	---	---	---	0,0	---	0,001
05 03 02 99 3910 001 C1 Direct aid scheme - small-scale producers - R.1259/99, Art.2	---	---	---	---	---	---	---	---	---	---	---	---	-0,002
05 03 02 99 C1 Other (direct aids)	---	-0,2	-0,1	---	0,1	---	0,0	---	0,0	0,0	-0,1	---	-46,546
05 03 02 99 C5 Other (direct aids)	---	0,0	0,0	---	0,0	---	0,0	---	0,0	0,0	0,3	---	39,450
05 03 02 99 Other (direct aids)	---	-0,1	-0,1	---	0,1	---	0,0	---	0,0	0,0	0,2	---	-7,096
05 03 02 C1 Other direct aids	0,0	122,0	90,3	3,3	217,4	0,6	7,2	1,8	42,2	45,2	40,2	---	5.580,957
05 03 02 C5 Other direct aids	---	0,0	0,0	---	0,0	---	0,0	---	0,0	0,0	0,3	---	39,450
05 03 02 NA Other direct aids	---	---	---	---	---	---	---	---	---	---	---	---	---
05 03 02 Other direct aids	0,0	122,0	90,3	3,3	217,4	0,6	7,2	1,8	42,2	45,2	40,6	---	5.620,408
05 03 03 00 0000 001 C1 Additional amounts of aid - R.1782/03, Art.12 - calendar year 2005	---	0,0	0,0	---	---	---	---	---	0,0	0,0	0,6	---	1,701
05 03 03 00 0000 002 C1 Additional amounts of aid - R.1782/03, Art.12 - calendar year 2006	---	0,0	0,0	---	-0,0	---	---	---	0,0	0,0	0,6	---	2,678
05 03 03 00 0000 003 C1 Additional amounts of aid - R.1782/03, Art.12 - calendar year 2007 - EU 15	---	10,5	19,1	---	9,5	---	---	---	12,5	10,9	26,1	---	529,321
05 03 03 00 C1 Additional amounts of aid	---	10,6	19,1	---	9,5	---	---	---	12,5	10,9	27,2	---	533,700
05 03 03 C1 Additional amounts of aid	---	10,6	19,1	---	9,5	---	---	---	12,5	10,9	27,2	---	533,700
<b>05 03 C1 Direct aids</b>	<b>0,0</b>	<b>768,0</b>	<b>708,6</b>	<b>1.247,6</b>	<b>538,7</b>	<b>422,3</b>	<b>41,1</b>	<b>156,0</b>	<b>543,4</b>	<b>716,9</b>	<b>3.160,8</b>	---	<b>36.771,702</b>
<b>05 03 C5 Direct aids</b>	<b>1,5</b>	<b>25,6</b>	<b>0,3</b>	---	<b>31,5</b>	---	<b>15,0</b>	---	<b>0,1</b>	<b>1,1</b>	<b>261,1</b>	---	<b>796,875</b>
<b>05 03 NA Direct aids</b>	---	---	---	---	---	---	---	---	---	---	---	---	---
<b>05 03 Direct aids</b>	<b>1,6</b>	<b>793,5</b>	<b>708,9</b>	<b>1.247,6</b>	<b>570,2</b>	<b>422,3</b>	<b>56,1</b>	<b>156,0</b>	<b>543,5</b>	<b>718,0</b>	<b>3.422,0</b>	---	<b>37.568,577</b>
05 04 01 14 0000 001 C1 Reimbursement not related to irregularities - programming period 2000 - 2006 - EU 15	---	-0,1	-5,8	---	-0,1	---	---	---	-0,0	-0,0	-0,4	---	-14,052
05 04 01 14 C1 Rural development financed by the EAGGF Guarantee Section — Programming period 2000-2006	---	-0,1	-5,8	---	-0,1	---	---	---	-0,0	-0,0	-0,4	---	-14,052
05 04 01 C1 Rural development financed by the EAGGF Guarantee Section — Programming period 2000-2006	---	-0,1	-5,8	---	-0,1	---	---	---	-0,0	-0,0	-0,4	---	-14,052
05 04 03 02 0000 301 Direct payments reserved for EAGF	---	---	---	---	---	---	---	---	---	---	---	---	---
05 04 03 02 Plant and animal genetic resources — Completion of earlier measures	---	---	---	---	---	---	---	---	---	---	---	---	---
05 04 03 Other measures	---	---	---	---	---	---	---	---	---	---	---	---	---
<b>05 04 C1 Rural development</b>	---	<b>-0,1</b>	<b>-5,8</b>	---	<b>-0,1</b>	---	---	---	<b>-0,0</b>	<b>-0,0</b>	<b>-0,4</b>	---	<b>-14,052</b>
05 07 01 02 3610 301 C1 Monitoring and preventive measures - direct payments by the EC	---	---	---	---	---	---	---	---	---	---	---	6,5	6,494
05 07 01 02 C1 Monitoring and preventive measures — Direct payments by the European Community	---	---	---	---	---	---	---	---	---	---	---	6,5	6,494



En Millions d'euros

FEAGA

II Dépenses

Poste	MT	NL	AT	PL	PT	RO	SI	SK	FI	SE	GB	CE	TOTAL
05 07 02 C1 Settlement of disputes	---	---	---	---	---	---	---	---	---	---	---	---	0,215
<b>05 07 C1 Audit of agricultural expenditure</b>	---	---	<b>0,2</b>	<b>0,0</b>	<b>-0,3</b>	<b>-0,2</b>	<b>0,0</b>	<b>0,0</b>	---	<b>-0,0</b>	<b>-0,7</b>	<b>6,5</b>	<b>-29,302</b>
<b>05 07 NA Audit of agricultural expenditure</b>	---	---	---	---	---	---	---	---	---	---	---	---	---
<b>05 07 Audit of agricultural expenditure</b>	---	---	<b>0,2</b>	<b>0,0</b>	<b>-0,3</b>	<b>-0,2</b>	<b>0,0</b>	<b>0,0</b>	---	<b>-0,0</b>	<b>-0,7</b>	<b>6,5</b>	<b>-29,302</b>
05 08 01 00 0000 301 C1 Direct payments reserved for EAGF	---	---	---	---	---	---	---	---	---	---	---	12,7	12,681
05 08 01 00 C1 Farm Accountancy Data Network (FADN)	---	---	---	---	---	---	---	---	---	---	---	12,7	12,681
05 08 01 C1 Farm Accountancy Data Network (FADN)	---	---	---	---	---	---	---	---	---	---	---	12,7	12,681
05 08 02 00 0000 301 C1 Direct payments reserved for EAGF	---	---	---	---	---	---	---	---	---	---	---	8,4	8,395
05 08 02 00 C1 Surveys on the structure of agricultural holdings	---	---	---	---	---	---	---	---	---	---	---	8,4	8,395
05 08 02 C1 Surveys on the structure of agricultural holdings	---	---	---	---	---	---	---	---	---	---	---	8,4	8,395
05 08 03 00 0000 301 C1 Direct payments reserved for EAGF	---	---	---	---	---	---	---	---	---	---	---	1,9	1,899
05 08 03 00 C1 Restructuring of systems for agricultural surveys	---	---	---	---	---	---	---	---	---	---	---	1,9	1,899
05 08 03 C1 Restructuring of systems for agricultural surveys	---	---	---	---	---	---	---	---	---	---	---	1,9	1,899
05 08 06 00 3820 301 C1 Direct payments reserved for EAGF	---	---	---	---	---	---	---	---	---	---	---	6,4	6,394
05 08 06 00 C1 Enhancing public awareness of the common agricultural policy	---	---	---	---	---	---	---	---	---	---	---	6,4	6,394
05 08 06 C1 Enhancing public awareness of the common agricultural policy	---	---	---	---	---	---	---	---	---	---	---	6,4	6,394
05 08 08 00 0000 301 Direct payments reserved for EAGF	---	---	---	---	---	---	---	---	---	---	---	---	---
05 08 08 00 External study on the impact of Directive 2000/36/EC of the European Parliament and of the Council	---	---	---	---	---	---	---	---	---	---	---	---	---
05 08 08 External study on the impact of Directive 2000/36/EC of the European Parliament and of the Council	---	---	---	---	---	---	---	---	---	---	---	---	---
05 08 09 00 0000 301 Direct payments reserved for EAGF	---	---	---	---	---	---	---	---	---	---	---	---	---
05 08 09 00 European Agricultural Guarantee Fund (EAGF) — Operational technical assistance	---	---	---	---	---	---	---	---	---	---	---	---	---
05 08 09 European Agricultural Guarantee Fund (EAGF) — Operational technical assistance	---	---	---	---	---	---	---	---	---	---	---	---	---
<b>05 08 C1 Policy strategy and coordination of Agriculture and Rural Development policy area</b>	---	---	---	---	---	---	---	---	---	---	---	<b>29,4</b>	<b>29,369</b>
<b>05 C1 Agriculture and rural development</b>	<b>0,9</b>	<b>902,0</b>	<b>737,2</b>	<b>1.448,3</b>	<b>681,8</b>	<b>474,0</b>	<b>46,8</b>	<b>165,0</b>	<b>557,9</b>	<b>742,2</b>	<b>3.211,7</b>	<b>47,4</b>	<b>40.474,687</b>
<b>05 C4 Agriculture and rural development</b>	---	<b>38,4</b>	<b>1,9</b>	<b>4,9</b>	<b>16,2</b>	---	<b>31,6</b>	<b>35,1</b>	<b>27,2</b>	<b>0,5</b>	<b>0,8</b>	---	<b>635,788</b>
<b>05 C5 Agriculture and rural development</b>	<b>1,8</b>	<b>80,1</b>	<b>6,5</b>	<b>0,1</b>	<b>39,2</b>	---	<b>17,6</b>	<b>0,2</b>	<b>0,9</b>	<b>29,8</b>	<b>282,4</b>	---	<b>1.895,319</b>
<b>05 NA Agriculture and rural development</b>	---	---	---	---	---	---	---	---	---	---	---	---	---
<b>05 Agriculture and rural development</b>	<b>2,6</b>	<b>1.020,6</b>	<b>745,5</b>	<b>1.453,3</b>	<b>737,2</b>	<b>474,0</b>	<b>96,0</b>	<b>200,3</b>	<b>586,0</b>	<b>772,5</b>	<b>3.494,9</b>	<b>47,4</b>	<b>43.005,794</b>
11 02 01 01 0000 301 C1 Direct payments reserved for EAGF	---	---	---	---	---	---	---	---	---	---	---	14,9	14,924
11 02 01 01 C1 Intervention in fishery products — New measures	---	---	---	---	---	---	---	---	---	---	---	14,9	14,924
11 02 01 C1 Intervention in fishery products	---	---	---	---	---	---	---	---	---	---	---	14,9	14,924

Poste		MT	NL	AT	PL	PT	RO	SI	SK	FI	SE	GB	CE	TOTAL
11 02 03 01 0000 301	C1 Direct payments reserved for EAGF	---	---	---	---	---	---	---	---	---	---	---	36,8	36,828
11 02 03 01	C1 Fisheries programme for the outermost regions — New measures	---	---	---	---	---	---	---	---	---	---	---	36,8	36,828
11 02 03	C1 Fisheries programme for the outermost regions	---	---	---	---	---	---	---	---	---	---	---	36,8	36,828
<b>11 02</b>	<b>C1 FISHERIES MARKETS</b>	---	---	---	---	---	---	---	---	---	---	---	<b>51,8</b>	<b>51,752</b>
<b>11</b>	<b>C1 FISHERIES AND MARITIME AFFAIRS</b>	---	---	---	---	---	---	---	---	---	---	---	<b>51,8</b>	<b>51,752</b>
17 01 04 01 333A 301	Plant-health measures - expenditure on administrative management	---	---	---	---	---	---	---	---	---	---	---	---	---
17 01 04 01	Plant-health measures — Expenditure on administrative management	---	---	---	---	---	---	---	---	---	---	---	---	---
17 01 04 04 331A 301	Pilot study on risk financing model for livestock epidemics	---	---	---	---	---	---	---	---	---	---	---	---	---
17 01 04 04	Pilot study: risk financing model for livestock epidemics — Expenditure on administrative management	---	---	---	---	---	---	---	---	---	---	---	---	---
17 01 04 05 0000 301	C1 Feed and food safety and related activities - expenditure on administrative management	---	---	---	---	---	---	---	---	---	---	---	1,0	0,951
17 01 04 05	C1 Feed and food safety and related activities — Expenditure on administrative management	---	---	---	---	---	---	---	---	---	---	---	1,0	0,951
17 01 04 06 0000 301	C1 Pilot project: Improved methods for animal-friendly production	---	---	---	---	---	---	---	---	---	---	---	1,0	1,000
17 01 04 06	C1 Pilot project: Improved methods for animal-friendly production	---	---	---	---	---	---	---	---	---	---	---	1,0	1,000
17 01 04	C1 Support expenditure for operations of Health and consumer protection policy area	---	---	---	---	---	---	---	---	---	---	---	2,0	1,951
<b>17 01</b>	<b>C1 Administrative expenditure of Health and consumer protection policy area</b>	---	---	---	---	---	---	---	---	---	---	---	<b>2,0</b>	<b>1,951</b>
17 03 02 00 1750 301	C1 Community tobacco fund - direct payments by the EU	---	---	---	---	---	---	---	---	---	---	---	16,8	16,840
17 03 02 00	C1 Community tobacco fund — Direct payments by the European Union	---	---	---	---	---	---	---	---	---	---	---	16,8	16,840
17 03 02	C1 Community tobacco fund — Direct payments by the European Union	---	---	---	---	---	---	---	---	---	---	---	16,8	16,840
<b>17 03</b>	<b>C1 Public health</b>	---	---	---	---	---	---	---	---	---	---	---	<b>16,8</b>	<b>16,840</b>
17 04 01 01 0000 301	C1 Animal disease eradication and monitoring programmes and monitoring of the physical conditions of animals that could pose a public-health risk linked to an external factor - new measures	---	---	---	---	---	---	---	---	---	---	---	184,5	184,452
17 04 01 01	C1 Animal disease eradication and monitoring programmes and monitoring of the physical conditions of animals that could pose a public health risk linked to an external factor — New measures	---	---	---	---	---	---	---	---	---	---	---	184,5	184,452
17 04 01	C1 Animal disease eradication and monitoring programmes and monitoring of the physical conditions of animals that could pose a public health risk linked to an external factor	---	---	---	---	---	---	---	---	---	---	---	184,5	184,452
17 04 02 01 0000 301	C1 Other measures in the veterinary, animal welfare and public-health field - new measures	---	---	---	---	---	---	---	---	---	---	---	13,6	13,597
17 04 02 01	C1 Other measures in the veterinary, animal welfare and public health field — New measures	---	---	---	---	---	---	---	---	---	---	---	13,6	13,597
17 04 02	C1 Other measures in the veterinary, animal welfare and public health field	---	---	---	---	---	---	---	---	---	---	---	13,6	13,597
17 04 03 01 0000 301	C1 Emergency fund for veterinary complaints and other animal contaminations which are a risk to public health - new measures	---	---	---	---	---	---	---	---	---	---	---	160,0	159,986
17 04 03 01	C1 Emergency fund for veterinary complaints and other animal contaminations which are a risk to public health — New measures	---	---	---	---	---	---	---	---	---	---	---	160,0	159,986
17 04 03 03 0000 301	C1 Preparatory action: Control posts (resting points) in relation to transport of animals	---	---	---	---	---	---	---	---	---	---	---	4,0	4,000
17 04 03 03	C1 Preparatory action: Control posts (resting points) in relation to transport of animals	---	---	---	---	---	---	---	---	---	---	---	4,0	4,000



Poste		MT	NL	AT	PL	PT	RO	SI	SK	FI	SE	GB	CE	TOTAL
17 04 03	C1 Emergency fund for veterinary complaints and other animal contaminations which are a risk to public health	---	---	---	---	---	---	---	---	---	---	---	164,0	163,986
17 04 04 01 0000 301	C1 Plant-health measures - new measures	---	---	---	---	---	---	---	---	---	---	---	5,9	5,903
17 04 04 01	C1 Plant-health measures — New measures	---	---	---	---	---	---	---	---	---	---	---	5,9	5,903
17 04 04	C1 Plant-health measures	---	---	---	---	---	---	---	---	---	---	---	5,9	5,903
17 04 05 01 0000 301	Community plant variety office - Subsidy under Titles 1 & 2	---	---	---	---	---	---	---	---	---	---	---	---	---
17 04 05 01	Community Plant Variety Office - Subsidy under Titles 1 and 2	---	---	---	---	---	---	---	---	---	---	---	---	---
17 04 05 02 0000 301	Other measures	---	---	---	---	---	---	---	---	---	---	---	---	---
17 04 05 02	Community Plant Variety Office - Subsidy under Title 3	---	---	---	---	---	---	---	---	---	---	---	---	---
17 04 05	Community Plant Variety Office	---	---	---	---	---	---	---	---	---	---	---	---	---
17 04 07 01 0000 301	C1 Feed and food safety and related activities - new measures	---	---	---	---	---	---	---	---	---	---	---	21,0	21,022
17 04 07 01	C1 Feed and food safety and related activities — New measures	---	---	---	---	---	---	---	---	---	---	---	21,0	21,022
17 04 07	C1 Feed and food safety and related activities	---	---	---	---	---	---	---	---	---	---	---	21,0	21,022
<b>17 04</b>	<b>C1 Food safety, animal health, animal welfare and plant health</b>	---	---	---	---	---	---	---	---	---	---	---	<b>389,0</b>	<b>388,960</b>
<b>17</b>	<b>C1 Health and consumer protection</b>	---	---	---	---	---	---	---	---	---	---	---	<b>407,8</b>	<b>407,751</b>
<b>TOTAL DEPENSES</b>	<b>C1</b>	<b>0,9</b>	<b>902,0</b>	<b>737,2</b>	<b>1.448,3</b>	<b>681,8</b>	<b>474,0</b>	<b>46,8</b>	<b>165,0</b>	<b>557,9</b>	<b>742,2</b>	<b>3.211,7</b>	<b>506,9</b>	<b>40.934,190</b>
<b>TOTAL DEPENSES</b>	<b>C4</b>	---	<b>38,4</b>	<b>1,9</b>	<b>4,9</b>	<b>16,2</b>	---	<b>31,6</b>	<b>35,1</b>	<b>27,2</b>	<b>0,5</b>	<b>0,8</b>	---	<b>635,788</b>
<b>TOTAL DEPENSES</b>	<b>C5</b>	<b>1,8</b>	<b>80,1</b>	<b>6,5</b>	<b>0,1</b>	<b>39,2</b>	---	<b>17,6</b>	<b>0,2</b>	<b>0,9</b>	<b>29,8</b>	<b>282,4</b>	---	<b>1.895,319</b>
<b>TOTAL DEPENSES</b>	<b>NA</b>	---	---	---	---	---	---	---	---	---	---	---	---	---
<b>TOTAL DEPENSES</b>		<b>2,6</b>	<b>1.020,6</b>	<b>745,5</b>	<b>1.453,3</b>	<b>737,2</b>	<b>474,0</b>	<b>96,0</b>	<b>200,3</b>	<b>586,0</b>	<b>772,5</b>	<b>3.494,9</b>	<b>506,9</b>	<b>43.465,297</b>

En Millions d'euros

FEAGA

III Total FEAGA

Poste	MT	NL	AT	PL	PT	RO	SI	SK	FI	SE	GB	CE	TOTAL
<b>TOTAL FEAGA</b>	<b>2,5</b>	<b>856,2</b>	<b>656,5</b>	<b>1.172,2</b>	<b>720,1</b>	<b>461,9</b>	<b>93,2</b>	<b>169,8</b>	<b>567,2</b>	<b>713,9</b>	<b>3.223,2</b>	<b>506,9</b>	<b>39.310,807</b>

## ANNEX 35

### APPEALS AGAINST CLEARANCE OF ACCOUNTS DECISIONS PENDING ON THE 15 OCTOBER 2008

Case number	Member State	Challenged amount €
T-259/05	ES	134.826.274,00
T-373/05	IT	16.568.665,50
T-368/05	AT	1.580.413,53
T-369/05	ES	4.862.295,18
T-352/05	GR	65.661.902,25
T-344/05	GR	60.298.567,69
T-183/06	PT	3.135.348,71
T-281/06	ES	5.291.087,63
T-267/06	IT	12.051.927,57
T-33/07	GR	244.229.257,47
T-432/07	FR	49.721.423,44
T-214/07	GR	38.233.984,82
T-227/07	ES	4.090.316,46
T-55/07	NL	5.670.000,00
T-50/07	PT	3.945.827,00
T-463/07	IT	83.398.419,26
T-86/08	GR	6.956.188,21
T-95/08	IT	12.177.516,07
T-113/08	ES	200.556.713,89
T-206/08	ES	54.949.195,80
T-232/08	LU	964.488,00
<b>TOTAL</b>		<b>1.009.169.812,48</b>

## ANNEX 36

## FINANCIAL CORRECTIONS BY DECISION AND FINANCIAL YEAR (DECISIONS 1 - 28) (\*)

In EUR

Decision	Financial Year										
	1987	1988	1989	1990	1991	1992	1993	1994	1995	1996	1997
01										-83.054.434,54	-7.131.297,73
02										-13.311.661,91	-18.226.097,67
03										-55.097.691,22	-28.459.533,42
04							353.419,23			-98.880.867,83	-87.923.403,96
05		-6.894.139,25	-6.894.139,25	-6.894.139,25			35.567,26		-19.216.064,49	-145.223.126,07	-102.544.050,69
06						0,00				-255.972.689,57	-41.361.006,52
07							311.163,75		1.382.887,37	-23.100.686,85	-49.040.620,82
08										-153.961.040,43	-110.202.433,47
09											-1.071.346,91
10								17.438.194,58		-13.904.255,00	-35.975.338,39
11									8.146.987,47	29.795.787,00	-1.070.338,94
12									14.859.727,01	1.292.520,47	-1.215.710,31
13											
14											-10.506,30
15							444.180,34		75.716,35	142.099,50	
16											
17											
18					38.842,44	21.372,02	50.746,70		63.345,74	-67.626,66	-8.003.121,92
19										14.582.115,50	
20										13.904.253,00	18.093.545,00
21	41.884,90										
22											
23											
24											
25											-1.350.020,32
26											
27											
28											
<b>Grand Total</b>	<b>41.884,90</b>	<b>-6.894.139,25</b>	<b>-6.894.139,25</b>	<b>-6.894.139,25</b>	<b>38.842,44</b>	<b>21.372,02</b>	<b>1.195.077,28</b>	<b>17.438.194,58</b>	<b>5.312.599,45</b>	<b>-782.857.304,62</b>	<b>-475.491.282,33</b>

In EUR

Decision	Financial Year										
	1998	1999	2000	2001	2002	2003	2004	2005	2006	2007	Grand Total
01											-90.185.732,27
02	-2.733.350,86										-34.271.110,44
03	-11.069,29										-83.568.293,92
04	-21.306.172,66	-1.538.993,08									-228.512.082,80
05	-80.174.326,07	-755.887,91									-349.344.241,18
06	-76.343.688,94	-26.048.956,93	-131.974,48								-399.858.316,44
07	-52.434.544,75	-19.157.670,11	-1.011.362,79								-143.050.834,20
08											-264.163.473,91
09	-14.337.178,29	-28.194.372,21	-23.282.074,33								-66.884.971,74
10	-57.851.220,81	-30.670.883,25	-17.947.484,84	-3.349.028,82							-142.260.016,52
11	-3.252.135,29	-77.957.188,76	-40.934.176,92	-959.463,83							-86.230.529,27
12	-5.544.280,11	-28.501.526,68	-52.198.189,57	-21.618.802,60							-92.926.261,79
13	-1.037,41	-10.147.020,34	-83.019.554,28	-75.788.874,49	-49.025,30						-169.005.511,82
14	-667.462,03	-22.392.845,76	-56.252.596,89	-35.702.334,87	-227.860,07						-115.253.605,92
15	-1.048.738,06	-5.901.675,60	-20.482.879,89	-57.438.772,17	-58.960.777,35						-143.170.846,88
16	-2.291,92	-20.430.652,81	-45.495.163,94	-27.972.630,54	-26.036.154,55						-119.936.893,76
17		-905.731,52	-9.865.231,88	-31.967.867,66	-63.802.429,18	-37.238.361,07					-143.679.621,31
18	-9.374.864,30	-44.344.419,48	-109.777.412,64	-62.386.118,86	-44.608.619,36	-954.011,01	1.803.537,00				-277.538.350,32
19		-4.636.597,33	-30.372.981,71	-55.144.895,68	-80.918.453,82	-87.967.533,07	-567.687,69				-245.026.033,80
20		8.724.133,00	-6.143.520,76	-46.661.471,52	-57.432.594,85	-44.187.425,19					-113.703.081,33
21	213.766,07	134.055,60	-21.538.374,67	-14.124.488,85	-28.666.764,22	-49.931.453,70	-14.322.219,27				-128.193.594,14
22		-21.048,45	-703.696,25	-36.788.787,55	-60.297.860,44	-24.976.533,24	-25.836.536,30	-13.307.665,78			-161.932.128,01
23		-13.809.328,47	-23.236.251,21	-78.824.593,94	-79.426.015,77	-73.368.966,18	-16.647.398,09	-131.999,21			-285.444.552,87
24		-1.337.421,43	-16.231.749,12	-14.482.754,56	-8.303.878,51	-43.944.283,94	-190.950.606,64	-10.068.664,73	-32.893,85		-285.352.252,79
25	532.684,56	435.837,70	11.032,22	-41.543.650,40	-37.678.743,06	-28.561.232,20	-30.487.524,70	-6.496.021,44			-145.137.637,64
26	-213.766,07	-131.493,86	-47.404.942,03	-84.660.006,76	-49.122.287,72	-9.692.977,77	-23.210.526,82	-25.181.403,65	-16.588.269,22	-59.137,95	-256.264.811,85
27					-1.195,17	-33.756.287,06	-34.043.995,44	-7.057.150,55	-4.356.052,89	-3.775.871,38	-82.990.552,49
28				-67.271,33	-361.362,50	-22.900.098,06	-127.363.179,38	-158.923.154,66	-100.469.221,64		-410.084.287,56
<b>Grand Total</b>	<b>-324.549.676,24</b>	<b>-327.489.687,67</b>	<b>-606.018.585,97</b>	<b>-689.481.814,43</b>	<b>-595.894.021,89</b>	<b>-457.479.162,48</b>	<b>-461.626.137,33</b>	<b>-221.166.060,02</b>	<b>-121.446.437,59</b>	<b>-3.835.009,33</b>	<b>-5.063.969.626,98</b>

(\*) Decisions 1-28 concern the budget years up to 2007.