



# THE TOMATO REPORT

## Market situation - 16 June 2022

-----

Contact point: [AGRI-HORT-IMPORT@ec.europa.eu](mailto:AGRI-HORT-IMPORT@ec.europa.eu)

-----

**Exclusion of liability:** this document of the European Commission aims to contribute to the analysis of the tomato market situation in the EU.

The Commission accepts no responsibility for the information contained herein.

**Data sources:** data come mainly from experts and official statistics; they may have been supplemented with data from other types of sources.

Their reproduction or use is permitted with mention their source.



## **INDEX - CONTENTS**

Page n°

<b>1. EU tomato prices by variety - weekly.</b>	<b>5</b>
<b>2. EU tomato prices by variety - Monthly.</b>	<b>7</b>
<b>3. Graph. Tomatoes, import volume during the current campaign</b>	<b>9</b>
<b>4. Graph. Historical imports from Morocco.</b>	<b>10</b>
<b>5. Volume percentages of Extra-EU imports per Member State</b>	<b>11</b>
<b>6. Balance sheet, weekly imports of tomatoes from Morocco.</b>	<b>12</b>
<b>7. Morocco's notifications of tomato exports to the EU.</b>	<b>14</b>
<b>8. Export development.</b>	<b>15</b>





1. EU tomato prices by variety - weekly

**ROUND TOMATOES**

		Week 39	Week 40	Week 41	Week 42	Week 43	Week 44	Week 45	Week 46	Week 47	Week 48	Week 49	Week 50	Week 51	Week 52	Week 1	Week 2	Week 3	Week 4	Week 5	Week 6	Week 7	Week 8	Week 9	Week 10	Week 11	Week 12	Week 13	Week 14	Week 15	Week 16	Week 17	Week 18	Week 19	Week 20	Week 21	Week 22	Change	
		27-Sep-21	04-Oct-21	11-Oct-21	18-Oct-21	25-Oct-21	01-Nov-21	08-Nov-21	15-Nov-21	22-Nov-21	29-Nov-21	06-Dec-21	13-Dec-21	20-Dec-21	27-Dec-21	03-Jan-22	10-Jan-22	17-Jan-22	24-Jan-22	31-Jan-22	07-Feb-22	14-Feb-22	21-Feb-22	28-Feb-22	07-Mar-22	14-Mar-22	21-Mar-22	28-Mar-22	04-Apr-22	11-Apr-22	18-Apr-22	25-Apr-22	02-May-22	09-May-22	16-May-22	23-May-22	30-May-22	W. 22vs	
		20-Oct-21	27-Oct-21	03-Nov-21	10-Nov-21	17-Nov-21	24-Nov-21	01-Dec-21	08-Dec-21	15-Dec-21	22-Dec-21	29-Dec-21	05-Jan-22	12-Jan-22	19-Jan-22	26-Jan-22	02-Feb-22	09-Feb-22	16-Feb-22	23-Feb-22	01-Mar-22	08-Mar-22	15-Mar-22	22-Mar-22	29-Mar-22	05-Apr-22	12-Apr-22	19-Apr-22	26-Apr-22	03-May-22	10-May-22	17-May-22	24-May-22	31-May-22	07-Jun-22	W. 21%			
Belgique		89	107	112	110	66	74	64	67	92	84	100	121	188	179	245	214	201	193	193	212	209	241	293	270	228	278	238	237	217	128	61	86	99	87	85	70	-18	
	Flanders / Flandre	89	107	112	110	66	74	64	67	92	84	100	121	188	179	245	214	201	193	193	212	209	241	293	270	228	278	238	237	217	128	61	86	99	87	85	70	-18	
Bulgarie		97	96	96	96	96	96	98	107	114	133	133	133	124	121	121	138	137	138	144	146	150	151	151	152	163	171	171	179	211	208	208	193	137	133	133	132	-1	
	Sofia	97	96	96	96	96	96	98	107	114	133	133	133	124	121	121	138	137	138	144	146	150	151	151	152	163	171	171	179	211	208	208	193	137	133	133	132	-1	
Rép. Tchèque		223																																					
	CZ - National average	223																																					
Grèce		92	85	90	96	97	85	71	64	48	49	55	59	82	81	79	77	78	88	113	127	99	108	93	100	91	117	133	157	118	132	132	171	121	96	75	101	35	
	EL - National average	92	85	90	96	97	85	71	64	48	49	55	59	82	81	79	77	78	88	113	127	99	108	93	100	91	117	133	157	118	132	132	171	121	96	75	101	35	
Espagne		75	90	106	76	74	72	72	70	78	82	97	95	78	64	79	76	72	83	101	109	114	97	99	117	129	161	152	173	167	102	66	89	89	89	81	80	-1	
	ES - National average	75	90	106	76	74	72	72	70	78	82	97	95	78	64	79	76	72	83	101	109	114	97	99	117	129	161	152	173	167	102	66	89	89	89	81	80	-1	
France		116	104	126	109	106	122	127	120																			287	258	294	238	141	110	146	181	212	122	-42	
	Bretagne	116	104	126	109	106	122	127	120																			287	258	294	238	141	110	146	181	212	122	-42	
Croatie		87	82	87	84	85	86	86																								185	152	138	141	132	129		
	Zagreb	87	82	87	84	85	86	86				80																				185	152	138	141	132	129		
Italie		135	135	135	135	135									90	120	120	120	130	130	130	130	120	120	120	120	120	145	145	145	145	145	145	145	115	115	115	115	0
	IT - National average	135	135	135	135	135									90	120	120	120	130	130	130	130	120	120	120	120	120	145	145	145	145	145	145	145	115	115	115	115	0
	latina (ita)	135	135	135	135	135																																	
	Vittoria														90	120	120		130	130	130	130	120	120	120	120	120	145	145	145	145	145	145	145	115	115	115	115	0
Hongrie		75	73	74	76	76	104	104	103	109	119	115	121		160		210	234	236				277	262	276	225	231	221	200	200	204		190	142	116	119	112	111	-1
	Budapest	75		74	76	76	104	104	103	109	119	115	121		160		210	234	236				277	262	276	225	231	221	200	200	204		190	142	116	119	112	111	-1
	HU - National average		73																																				
Pays-Bas		80	78	72	70	65	56	45	46	43		44																	191	215	199	136	72	56	59	64	68	69	1
	NL - National average	80	78	72	70	65	56	45	46	43		44																	191	215	199	136	72	56	59	64	68	69	1
Portugal		57	68	71	51	48	45	59	63	39	46	49	53	70	48	56	74	79	73	79	82	98	95	88	89	93	104	122	123	130	124	85	91	104	100	99	77	-22	
	PT - National average	57	68	71	51	48	45	59	63	39	46	49	53	70	48	56	74	79	73	79	82	98	95	88	89	93	104	122	123	130	124	85	91	104	100	99	77	-22	
Romanie		70	81	82	85	74	67	64	64																														
	Galati	70	81	82	85	74	67	64	64																														
	RO - National average	70	81	82	85	74	67	64	64																														
Union Européenne		99	102	110	98	95	78	75	72	66	73	79	86	86	80	99	97	95	104	116	122	121	113	113	121	123	152	165	175	169	135	105	115	104	104	101	95	-5	

## 2. EU tomato prices by variety - Monthly data

### CHERRY TOMATOES

Season: 2021-2022

Apr to May

		Mar	Apr	May	Jun	Jul	Aug	Sep	Oct	Nov	Dec	Jan	Feb	Mar	Apr	May	%
		1-Mar-21	1-Apr-21	1-May-21	1-Jun-21	1-Jul-21	1-Aug-21	1-Sep-21	1-Oct-21	1-Nov-21	1-Dec-21	1-Jan-22	1-Feb-22	1-Mar-22	1-Apr-22	1-May-22	
		31-Mar-21	30-Apr-21	31-May-21	30-Jun-21	31-Jul-21	31-Aug-21	30-Sep-21	31-Oct-21	30-Nov-21	31-Dec-21	31-Jan-22	28-Feb-22	31-Mar-22	30-Apr-22	31-May-22	
Croatie		278	288	300		238	242	241	247	174	123	144			354	304	-14
	Zagreb	278	288	300		238	242	241	247	174	123	144			354	304	-14
Espagne		240	172	74	144	190	237	228	192	137	164	207	284	245	174	156	-10
	ES - National average	240	172	74	144	190	237	228	192	137	164	207	284	245	174	156	-10
France		596	500	281	484	651	607	460	357	378				563	550	387	-30
	Bretagne	596	500	281	484	651	607	460	357	378				563	550	387	-30
Grèce		241	228	118	129	166	188	252	313	131	97	145	220	217	240	173	-28
	EL - National average	241	228	118	129	166	186		288	131	95	145	220	217	240	173	-28
	thessaloniki						212	252	334								
Hongrie		321	311	297	245	225	227	252	271	300	292	359	409	442	425	292	-31
	Budapest	321	311	300	245	225	232	254	273	300	292	359	409	442	425	292	-31
	HU - National average			287		216	243	264									
Italie		265	262	213	215	161	178	194	278	242	305	343	347	289	328	250	-24
	IT - National average	265	262	210	215	161	178	194	278	242	305	343	347	289	328	250	-24
	latina (ita)			145	172	161	178	194	190	183							
	Vittoria	265	262	213	246				345	264	305	343	347	289	328	250	-24
Pays-Bas		147	110	66	79	81	76	103	200	213	317	435	454	425	294	126	-57
	NL - National average					95	76	103	200	213	317	435	454	425	294	126	-57
	Westland	147	110	66	79	71											
Portugal		215	241	125	122	215	234	219	203	214	250	231	270	267	231	203	-12
	algarve					234											
	PT - National average	215	241	125	122	209	234	219	203	214	250	231	270	267	231	203	-12
Rép. Tchèque												349	348	340	348	338	-3
	CZ - National average											349	348	340	348	338	-3
Union Européenne		271	232	140	187	212	232	231	250	198	216	265	312	301	275	207	-25

### VINE TOMATOES

Season: 2021-2022

Apr to May

		Mar	Apr	May	Jun	Jul	Aug	Sep	Oct	Nov	Dec	Jan	Feb	Mar	Apr	May	%
		1-Mar-21	1-Apr-21	1-May-21	1-Jun-21	1-Jul-21	1-Aug-21	1-Sep-21	1-Oct-21	1-Nov-21	1-Dec-21	1-Jan-22	1-Feb-22	1-Mar-22	1-Apr-22	1-May-22	
		31-Mar-21	30-Apr-21	31-May-21	30-Jun-21	31-Jul-21	31-Aug-21	30-Sep-21	31-Oct-21	30-Nov-21	31-Dec-21	31-Jan-22	28-Feb-22	31-Mar-22	30-Apr-22	31-May-22	
Allemagne			250	223	151	124	140	161	157	169	161				319	175	-45
	DE - National average		250	223	151	124	140	161	157	169	161				319	175	-45
Belgique		166	101	57	47	62	105	82	109	102	174	216	280	274	204	94	-54
	Flanders / Flandre	166	101	57	47	62	105	82	109	102	174	216	280	274	204	94	-54
Croatie		163	121	103	81	91	101	100	109	111	121			207	210	132	-37
	Zagreb	163	121	103	81	91	101	100	109	111	121			207	210	132	-37
Espagne		109	86	53	57	78	89	81	102	89	115	117	161	175	151	71	-53
	ES - National average	109	86	53	57	78	89	81	102	89	115	117	161	175	151	71	-53
France		209	171	80	96	124	155	115	113	125				298	240	162	-32
	Bretagne	209	171	80	96	124	155	115	113	125				298	240	162	-32
Grèce		106	126	99	110	107	125	142	126	100	90	113	136	144	177	159	-10
	EL - National average																
	thessaloniki	106	126	99	110	107	125	142	126	100	90	113	136	144	177	159	-10
Hongrie		247	175	119	102	101	99	119	113	130	166	281		274	231	149	-36
	Budapest	247	175	118	102	101	103	119	113	130	166	281		274	231	149	-36
	HU - National average			123			90	117	112								
Italie		114	118	85	90	107	118	110	126	135	201	182	187	187	201	135	-32
	IT - National average	114	118	85	90	107	118	110	146	135	201	182	187	187	201	135	-32
	latina (ita)				120	107	118	110	108								
	Vittoria	114	118	85	82				151	135	201	182	187	187	201	135	-32
Pays-Bas		79	91	41	38	47	55	82	99	98	154	213	232	234	185	76	-59
	NL - National average					56	55	82	99	98	154	213	232	234	185	76	-59
	Westland	79	91	41	38	40											
Portugal		97	96	85	77	81	92	72	94	97	99	100	136	110	141	112	-20
	PT - National average	97	96	85	77	81	92	72	94	97	99	100	136	110	141	112	-20
Rép. Tchèque		267	269	275	275	266	204		222	315	332	347					
	CZ - National average	267	269	275	275	266	204		222	315	332	347					
Union Européenne		120	111	73	78	93	106	100	114	110	145	152	176	192	181	111	-39

## ROUND TOMATOES

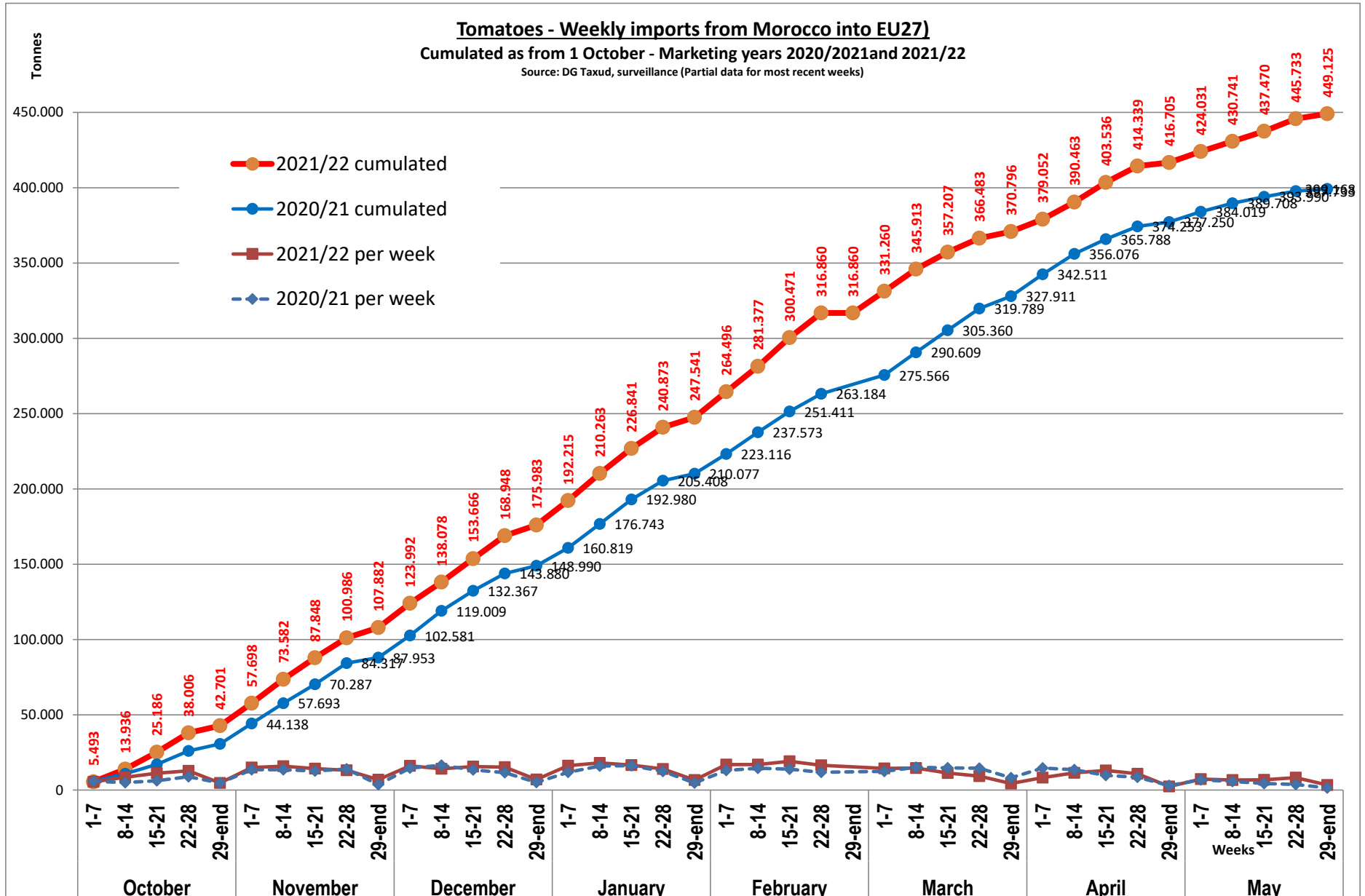
Season: 2021-2022

Apr to May

		Mar	Apr	May	Jun	Jul	Aug	Sep	Oct	Nov	Dec	Jan	Feb	Mar	Apr	May	%
		1-Mar-21	1-Apr-21	1-May-21	1-Jun-21	1-Jul-21	1-Aug-21	1-Sep-21	1-Oct-21	1-Nov-21	1-Dec-21	1-Jan-22	1-Feb-22	1-Mar-22	1-Apr-22	1-May-22	
		31-Mar-21	30-Apr-21	31-May-21	30-Jun-21	31-Jul-21	31-Aug-21	30-Sep-21	31-Oct-21	30-Nov-21	31-Dec-21	31-Jan-22	28-Feb-22	31-Mar-22	30-Apr-22	31-May-22	
<b>Belgique</b>		167	95	57	46	68	108	87	98	75	135	210	217	263	172	87	-49
	Flanders / Flandre	167	95	57	46	68	108	87	98	75	126	213	217	263	172	87	-49
	sint katelijne waver											179					
<b>Bulgaria</b>		108	129	127	117	106	94	97	96	106	129	133	148	161	198	150	-25
	Sofia	108	129	127	117	106	94	97	96	106	129	133	148	161	198	150	-25
<b>Croatie</b>				110	90	84	84	84	85	85	80				170	137	-19
	Zagreb			110	90	84	84	84	85	85	80				170	137	-19
<b>Espagne</b>		97	98	56	67	79	67	68	85	74	84	77	105	131	132	86	-35
	ES - National average	97	98	56	67	79	67	68	85	74	84	77	105	131	132	86	-35
<b>France</b>		194	154	106	116	137	147	133	112	123				287	241	159	-34
	Bretagne	194	154	106	116	137	147	133	112	123				287	241	159	-34
<b>Grèce</b>		68	83	58	77	71	99	95	92	66	65	81	111	105	134	115	-14
	EL - National average	68	83	58	77	71	99	95	92	66	60	81	111	105	134	115	-14
	thessaloniki																
<b>Hongrie</b>		185	138	91	83	81	84	80	75	106	127	221	270	232	199	124	-38
	Budapest	185	138	93	83	81	89	80	75	106	127	221	270	232	199	124	-38
	HU - National average			87			73	78	73								
<b>Italie</b>		124	103	75	92	129	135	135	135		90	121	127	129	145	123	-15
	IT - National average	124	103	75	92	129	135	135	135		90	121	127	129	145	123	-15
	latina (Ita)				135	129	135	135	135								
	Vittoria	124	103	75	60						90	121	127	129	145	123	-15
<b>Pays-Bas</b>								80	72	48	44			191	162	63	-61
	NL - National average							80	72	48	44			191	162	63	-61
<b>Portugal</b>		80	91	68	56	66	49	41	59	51	54	69	89	97	117	97	-17
	PT - National average	80	91	68	56	66	49	41	59	51	54	69	89	97	117	97	-17
<b>Rép. Tchèque</b>							169	215	223								
	CZ - National average						169	215	223								
<b>Romania</b>					68	46	50	73	80	65							
	Galati				68	46	50										
	RO - National average							73	80	65							
<b>Union Européenne</b>		112	102	67	80	98	102	98	102	74	81	98	118	150	149	105	-30



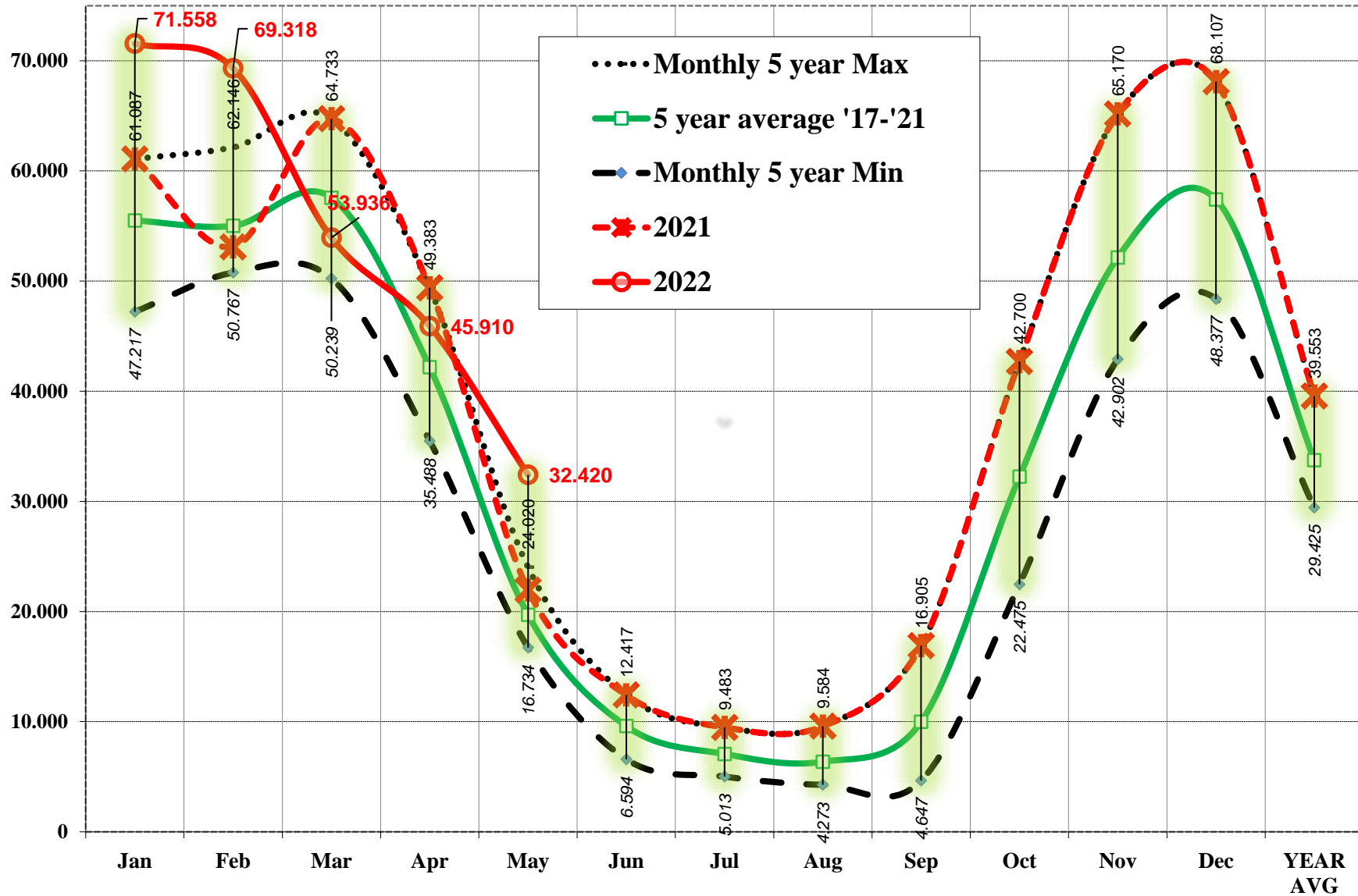
3. Graph. Tomatoes, import volume during the current campaign



4. Historical imports from Morocco (partial data for the most recent months)

tonnes

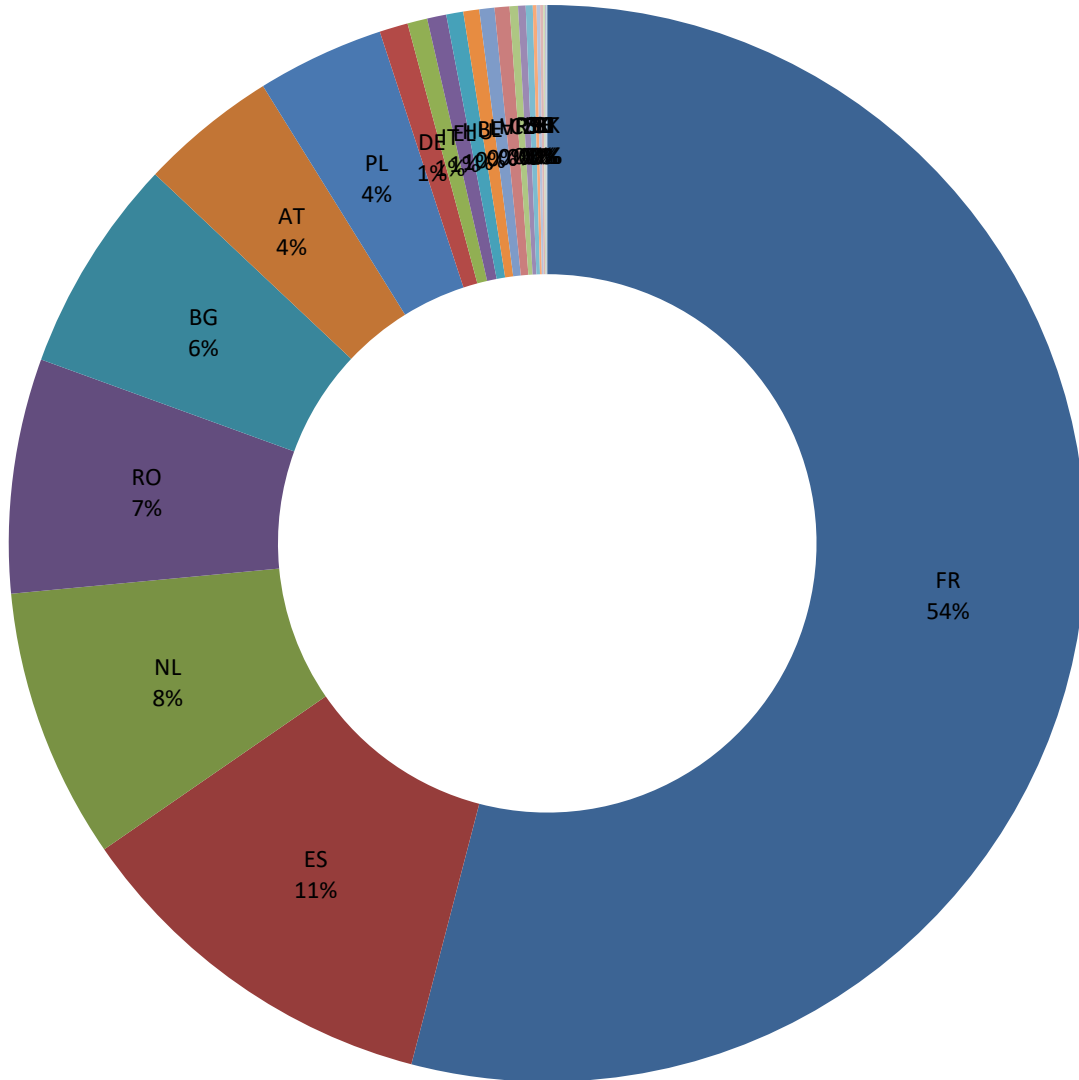
**EU27 imports of tomatoes from Morocco (source: DG Taxud)**



5. Volume percentages of Extra-EU27 imports per Member State

**Extra-EU27 tomato imports per Member State from All origins - volume percentages%**

Source: DG Taxud (Oct-21/May 22)



## 6. Balance sheet, weekly imports of tomatoes from Morocco.

## Regulation (EC) 747/2001

MONTH	Information sources	DESCRIPTION	QUOTA LIMITS	TOTAL IMPORTS	Week 1	Week 2	Week 3	Week 4	Week 5	NON-USED	QUOTA
					Days 1 to 7	Days 8 to 14	Days 15 to 21	Days 22 to 28	Days 29 to End	QUOTA	USAGE %
Formulas-->			g	f=a+b+c+d+e	a	b	c	d	e	h=g-f	i=f/g
October	Comext	TOTAL IMPORTS	-	42.507	-	-	-	-	-	-	-
	DG Taxud	TOTAL IMPORTS (order 780014)	-	42.701	5.493	8.444	11.249	12.820	4.695	-	-
	Surveillance	- of which under monthly quota 09.1104	14.700	13.690	4.261	3.799	2.240	2.298	1.092	1.010	93
		- of which under additional quota 09.1193 (**)	0	0	-	-	-	-	-	-	-
		- cumulated additional quota 09.1112 usage	0	0	-	-	-	-	-	-	-
Morocco's notification	TOTAL IMPORTS	-	47.368	6.045	9.574	11.982	19.767	-	-	-	
	- of which under monthly quotas	14.700	13.660	-	-	-	-	-	-	93	
	- of which other (GATT regime)	-	33.708	-	-	-	-	-	-	-	
November	Comext	TOTAL IMPORTS	-	65.200	-	-	-	-	-	-	-
	DG Taxud	TOTAL IMPORTS (order 780014)	-	65.181	14.997	15.884	14.266	13.137	6.897	-	-
	Surveillance	- of which under monthly quota 09.1104	38.500	33.548	10.073	10.404	5.243	5.287	2.540	4.952	87
		- of which under additional quota 09.1193	8.400	4.463	600	272	700	1.047	1.843	-	53
		- cumulated additional quota 09.1112 usage	8.400	4.463	-	-	-	-	-	3.937	53
Morocco's notification	TOTAL IMPORTS	-	65.535	15.738	15.640	13.468	20.689	-	-	-	
	- of which under monthly quotas	46.900	37.615	-	-	-	-	-	-	80	
	- of which other (GATT regime)	-	27.920	-	-	-	-	-	-	-	
December	Comext	TOTAL IMPORTS	-	68.111	-	-	-	-	-	-	-
	DG Taxud	TOTAL IMPORTS (order 780014)	-	68.111	16.110	14.085	15.588	15.282	7.035	-	-
	Surveillance	- of which under monthly quota 09.1104	43.500	38.054	12.797	10.826	7.062	5.509	1.860	5.446	87
		- of which under additional quota 09.1193	8.400	4.706	518	67	141	1.490	2.490	-	56
		- cumulated additional quota 09.1112 usage	16.800	9.169	-	-	-	-	-	7.631	55
Morocco's notification	TOTAL IMPORTS	-	67.899	15.204	13.614	16.017	23.064	-	-	-	
	- of which under monthly quotas	51.900	41.351	-	-	-	-	-	-	80	
	- of which other (GATT regime)	-	26.548	-	-	-	-	-	-	-	
Unused balance of tariff quota 09.1104 for the period Oct-Dec to be made available under quota 09.1112 [Article 3a of Regulation (EC) 747/2001]											
Tonnes:			Oct. ->	960	Nov. ->	4.940	Dec. ->	5.455	Total ->	11.355	
January	Comext	TOTAL IMPORTS	-	59.083	-	-	-	-	-	-	-
	DG Taxud	TOTAL IMPORTS (order 780014)	-	71.558	16.232	18.047	16.578	14.032	6.669	-	-
	Surveillance	- of which under monthly quota 09.1104	43.500	40.740	13.450	12.170	7.585	5.551	1.985	2.760	94
		- of which under additional quota 09.1193	8.400	6.172	228	136	610	2.453	2.743	-	73
		- cumulated additional quota 09.1112 usage	36.555	15.341	-	-	-	-	-	21.214	42
Morocco's notification	TOTAL IMPORTS	-	71.937	16.401	18.630	15.204	21.702	-	-	-	
	- of which under monthly quotas	51.900	44.267	-	-	-	-	-	-	85	
	- of which other (GATT regime)	-	27.670	-	-	-	-	-	-	-	
February	Comext	TOTAL IMPORTS	-	69.216	-	-	-	-	-	-	-
	DG Taxud	TOTAL IMPORTS (order 780014)	-	69.318	16.955	16.881	19.093	16.389	0	-	-
	Surveillance	- of which under monthly quota 09.1104	43.500	43.837	13.760	13.927	11.959	4.192	0	-337	101
		- of which under additional quota 09.1193	8.400	6.809	136	61	258	6.354	0	-	81
		- cumulated additional quota 09.1112 usage	39.355	22.150	-	-	-	-	-	17.205	56
Morocco's notification	TOTAL IMPORTS	-	68.519	17.108	17.867	18.773	14.771	-	-	-	
	- of which under monthly quotas	51.900	48.916	-	-	-	-	-	-	94	
	- of which other (GATT regime)	-	19.603	-	-	-	-	-	-	-	
March	Comext	TOTAL IMPORTS	-	53.439	-	-	-	-	-	-	-
	DG Taxud	TOTAL IMPORTS (order 780014)	-	53.936	14.401	14.652	11.294	9.276	4.313	-	-
	Surveillance	- of which under monthly quota 09.1104	43.500	37.913	12.906	12.073	8.311	3.788	835	5.587	87
		- of which under additional quota 09.1193	8.400	7.935	347	423	207	3.808	3.150	-	94
		- cumulated additional quota 09.1112 usage	39.355	30.084	-	-	-	-	-	9.270	76
Morocco's notification	TOTAL IMPORTS	-	52.225	14.820	13.203	9.022	15.180	-	-	-	
	- of which under monthly quotas	51.900	43.908	-	-	-	-	-	-	85	
	- of which other (GATT regime)	-	8.317	-	-	-	-	-	-	-	

6. Balance sheet, weekly imports of tomatoes from Morocco.

MONTH	Information sources	DESCRIPTION	QUOTA LIMITS	Weeks					NON-USED QUOTA	QUOTA USAGE %	
				Week 1 Days 1 to 7	Week 2 Days 8 to 14	Week 3 Days 15 to 21	Week 4 Days 22 to 28	Week 5 Days 29 to End			
<b>Formulas--&gt;</b>			<b>g</b>	<b>f=a+b+c+d+e</b>	<b>a</b>	<b>b</b>	<b>c</b>	<b>d</b>	<b>e</b>	<b>h=g-f</b>	<b>i=f/g</b>
Unused balance of tariff quota 09.1104 for the period Jan-Mar to be made available under quota 09.1112 [Article 3a of Regulation (EC) 747/2001] Tonnes: Jan. -> 2.786 Feb. -> 13 Mar. -> 5.635 Total -> 8.434											
April	Comext	<b>TOTAL IMPORTS</b>	-	-	-	-	-	-	-	-	-
	DG Taxud	<b>TOTAL IMPORTS (order 780014)</b>	-	45.910	8.256	11.411	13.073	10.803	2.366	-	-
	Surveillance	- of which under monthly quota 09.1104	22.800	22.469	5.889	7.786	6.663	2.006	124	331	99
		- of which under additional quota 09.1193	8.400	9.483	29	394	2.693	4.950	1.417	-	113
		- cumulated additional quota 09.1112 usage	47.788	39.568	-	-	-	-	-	8.221	83
	Morocco's notification	<b>TOTAL IMPORTS</b>	-	46.285	9.359	11.812	13.139	11.975	-	-	-
- of which under monthly quotas		31.200	27.116	-	-	-	-	-	-	87	
- of which other (GATT regime)		-	19.169	-	-	-	-	-	-	-	
May	Comext	<b>TOTAL IMPORTS</b>	-	-	-	-	-	-	-	-	
	DG Taxud	<b>TOTAL IMPORTS (order 780014)</b>	-	32.420	7.326	6.710	6.729	8.263	3.392	-	-
	Surveillance	- of which under monthly quota 09.1104	7.000	7.400	3.019	3.929	291	138	23	-400	106
		- of which under additional quota 09.1193	8.400	5.083	320	470	2.196	1.314	783	-	61
		- cumulated additional quota 09.1112 usage	47.788	44.651	-	-	-	-	-	3.138	93
	Morocco's notification	<b>TOTAL IMPORTS</b>	-	35.059	7.140	8.163	8.956	10.800	-	-	-
- of which under monthly quotas		15.400	14.719	-	-	-	-	-	-	96	
- of which other (GATT regime)		-	20.340	-	-	-	-	-	-	-	
Total	Comext	<b>TOTAL IMPORTS</b>	-	357.556	-	-	-	-	-	-	
	DG Taxud	<b>TOTAL IMPORTS (order 780014)</b>	-	449.136	-	-	-	-	-	-	
	Surveillance	- of which under monthly quota 09.1104	257.000	237.651	-	-	-	-	-	19.349	92
		- of which under additional quota 09.1193	-	-	-	-	-	-	-	-	-
		- cumulated additional quota 09.1112 usage	47.788	44.651	-	-	-	-	-	-	93
	Morocco's notification	<b>TOTAL IMPORTS</b>	-	454.827	-	-	-	-	-	-	-
- of which under monthly quotas		304.788	271.552	-	-	-	-	-	-	89	
- of which other (GATT regime)		-	183.275	-	-	-	-	-	-	-	

(\*) Additional quota of 28 000 tonnes which may be used to the volume of 30% per month from November to May.

(\*\*) Import quotas from Morocco: Regulation (EC) 747/2001 (Annex II).

7. Morocco's notifications of tomato exports to the EU

EU-Morocco Agreement / TOMATOES

MOROCCO NOTIFICATIONS : exports to the EU

**Campaign 2021/2022**

unit: tonnes

**Tomatoes**

	total	1-7	8-14	15-21	22-28	29 to end	GATT	Under quota
Formula->	f=a+b+c+d	a	b	c	d		e	g=f-e
October	47.368	6.045	9.574	11.982	19.767		33.708	13.660
November	65.535	15.738	15.640	13.468	20.689		27.920	37.615
December	67.899	15.204	13.614	16.017	23.064		26.548	41.351
January	71.937	16.401	18.630	15.204	21.702		27.670	44.267
February	68.519	17.108	17.867	18.773	14.771		19.603	48.916
March	52.225	14.820	13.203	9.022	15.180		8.317	43.908
April	46.285	9.359	11.812	13.139	11.975		19.169	27.116
May	35.059	7.140	8.163	8.956	10.800		20.340	14.719
<b>T O T A L</b>	<b>454.827</b>						<b>183.275</b>	<b>271.552</b>

Imports under quota = Total minus GATT [g=f-e]

<b>TOTAL minus GATT</b>	<b>271.552</b>
-------------------------	----------------

## 8. Export development (ExtraEU)

DG TAXUD DATA

## BY VOLUME

Rank	Country		2021 kgs			2022 Kgs					MASS Kgs	VALUE €	%	€/100kg
			10	11	12	1	2	3	4	5				
	Grand Total		13.526.878	11.402.441	10.040.160	8.643.867	9.671.906	10.382.426	12.196.609	17.157.702	93.022.009	376.227.625	100	404
1	GB	Great Britain	10.654.322	8.157.741	6.580.318	5.741.250	6.317.227	6.887.228	8.565.676	11.304.470	64.208.231	247.150.597	69	385
2	CH	Switzerland	945.225	1.354.567	1.642.910	1.407.985	1.622.052	1.875.890	1.338.634	1.231.814	11.419.075	54.877.478	12	481
3	NO	Norway	1.015.955	861.845	997.584	938.175	1.137.247	922.279	1.169.543	815.600	7.858.228	30.634.652	8	390
4	UA	Ukraine	115.281	162.979	156.486	135.867	77.221	2.514	310.666	2.184.367	3.145.379	10.931.109	3	348
5	XS	Serbia	65.814	104.028	115.431	72.941	147.087	190.851	315.100	276.344	1.287.596	5.270.226	1	409
6	MD	Moldavia	24.144	33.937	7.864	2.127	491	2.414	117.527	932.600	1.121.102	3.048.008	1	272
7	BY	Belarus	221.057	258.326	102.536	52.787	37.981	11.500	2.111	25.594	711.891	1.143.406	0,8	161
8	AE	United Arab Emi	69.854	81.354	92.287	43.954	95.084	84.594	55.277	89.112	611.516	4.698.018	0,7	768
9	AL	Albania	1.003	1.848	28.454	46.724	42.423	177.070	60.076	6.862	364.460	292.249	0,4	80
10	IS	Iceland	80.447	42.003	29.666	14.203	40.199	42.246	40.007	63.198	351.969	1.315.801	0,4	374
11	HK	Hong Kong	41.516	59.912	36.106	39.159	34.073	24.400	25.181	31.514	291.863	3.317.586	0,3	1.137
12	SG	Singapore	39.131	35.790	52.323	40.099	19.279	26.473	25.382	37.689	276.164	3.405.266	0,3	1.233
13	QA	Qatar	43.053	58.424	53.080	22.586	19.430	12.983	37.678	12.356	259.591	2.283.428	0,3	880
14	KW	Kuwait	13.026	41.022	50.170	14.666	16.969	25.855	48.887	33.820	244.414	2.809.054	0,3	1.149
15	SA	Saudi Arabia	21.346	26.316	39.388	15.957	10.678	30.023	10.153	19.509	173.371	1.606.680	0,2	927
16	AD	Andorra	14.739	14.545	10.670	17.494	21.449	15.035	8.812	4.058	106.803	290.274	0,1	272
17	JP	Japan	66.250	23.344	0	50	0	0	0	0	89.644	630.129	0,1	703
18	BA	Bosnia-Herzegov	6.078	2.176	1.655	2.837	193	649	22.103	52.921	88.610	379.824	0,1	429
19	CV	Cape Verde	12.966	27.925	5.896	11.458	5.640	9.174	13.779	0	86.837	190.728	0,1	220
20	GI	Gibraltar	11.217	8.608	8.208	8.957	8.168	5.181	14.227	10.239	74.805	273.216	0,08	365
21	RU	Russian Federat	33.024	14.410	1.200	26	0	0	0	0	48.660	77.530	0,05	159
22	FO	Faroe Islands	5.453	6.263	1.923	2.488	863	8.005	1.111	5.618	31.724	180.408	0,03	569
23	OM	Oman	3.991	7.854	6.003	3.384	3.358	808	177	328	25.904	244.932	0,03	946
24	GL	Greenland	1.819	3.864	612	3.370	3.434	4.089	1.285	2.449	20.922	103.360	0,02	494
25	ME	Moldavia	5.502	2.621	1.718	849	1.094	1.127	2.177	5.612	20.701	118.476	0,02	572
26	BH	Bahrain	2.316	1.165	4.068	608	955	688	2.126	1.006	12.931	108.806	0,01	841
27	KZ	Kazakhstan	35	498	3.064	0	2.303	2.411	1.773	1.874	11.957	206.477	0,01	1.727
28	SX	El Salvador	930	1.788	2.067	274	1.208	2.292	729	472	9.760	132.940	0,01	1.362
29	MK	Macedonia	0	0	0	0	0	9.716	0	0	9.716	5.765	0,01	59
30	BD	Bangladesh	1.482	1.476	0	0	1.884	1.772	0	1.979	8.593	17.464	0,01	203
	Other		9.901	5.812	8.475	3.591	3.920	5.161	6.413	6.298	49.591	483.738	0,05	975

### 9. Export development (ExtraEU) - cont.

#### BY VALUE

Rank	Country		2021 Euros			2022 Euros					MASS Kgs	VALUE €	%	€/100kg
			10	11	12	1	2	3	4	5				
	Grand Total		23.776.776	21.653.884	23.717.792	20.311.383	23.553.612	61.958.824	111.327.178	89.927.734	93.022.009	376.227.625	100	404
1	GB	Great Britain	16.465.733	14.019.576	14.729.187	13.062.855	14.143.599	39.227.758	77.795.175	57.706.715	64.208.231	247.150.597	66	385
2	CH	Switzerland	2.370.045	3.164.759	4.081.041	3.361.873	4.642.348	12.394.267	15.026.140	9.837.005	11.419.075	54.877.478	15	481
3	NO	Norway	2.271.647	1.707.507	2.093.286	2.171.218	2.816.640	6.062.242	9.667.886	3.844.225	7.858.228	30.634.652	8	390
4	UA	Ukraine	159.955	211.601	199.094	173.511	101.241	4.076	1.016.842	9.064.789	3.145.379	10.931.109	3	348
5	XS	Serbia	127.700	193.990	221.194	165.751	280.628	828.799	1.900.651	1.551.513	1.287.596	5.270.226	1	409
6	AE	United Arab Emi	334.636	323.003	434.937	200.540	509.561	783.334	989.844	1.122.162	611.516	4.698.018	1	768
7	SG	Singapore	251.571	203.683	317.646	266.086	126.390	473.733	862.165	903.992	276.164	3.405.266	1	1233
8	HK	Hong Kong	260.772	346.710	270.527	277.793	259.953	415.277	738.093	748.460	291.863	3.317.586	1	1.136,7
9	MD	Moldavia	32.634	47.162	10.435	3.710	2.055	20.024	463.948	2.468.040	1.121.102	3.048.008	0,8	271,9
10	KW	Kuwait	79.136	256.359	330.591	91.252	114.171	374.016	834.616	728.913	244.414	2.809.054	0,7	1.149,3
11	QA	Qatar	232.397	305.068	329.451	138.453	122.967	192.983	563.805	398.304	259.591	2.283.428	0,6	879,6
12	SA	Saudi Arabia	119.411	152.304	239.851	98.461	68.719	342.070	281.839	304.025	173.371	1.606.680	0,4	926,7
13	IS	Iceland	148.502	63.594	65.157	29.349	91.472	249.821	374.643	293.263	351.969	1.315.801	0,3	373,8
14	BY	Belarus	214.071	282.435	162.061	123.890	94.889	79.268	43.080	143.712	711.891	1.143.406	0,3	160,6
15	JP	Japan	464.910	164.429	0	395	0	0	395	0	89.644	630.129	0,2	702,9
16	BA	Bosnia-Herzegov	10.312	2.677	2.202	6.770	437	5.233	61.963	290.232	88.610	379.824	0,1	428,6
17	AL	Albania	502	924	14.171	22.903	21.559	130.286	91.771	10.133	364.460	292.249	0,1	80,2
18	AD	Andorra	21.434	14.480	15.781	20.179	29.633	64.274	72.045	52.450	106.803	290.274	0,1	271,8
19	GI	Gibraltar	19.857	14.067	13.848	15.568	14.194	35.958	93.905	65.819	74.805	273.216	0,1	365,2
20	OM	Oman	25.157	42.798	44.068	24.198	25.983	16.400	26.447	39.881	25.904	244.932	0,1	945,5
21	KZ	Kazakhstan	273	761	36.316	0	28.430	40.876	61.834	37.987	11.957	206.477	0,1	1.726,8
22	CV	Cape Verde	16.748	29.999	7.963	13.150	7.657	25.031	61.974	28.206	86.837	190.728	0,1	219,6
23	FO	Faroe Islands	16.563	18.159	4.787	6.584	2.325	35.707	47.202	49.081	31.724	180.408	0,05	568,7
24	SX	El Salvador	6.353	11.230	15.461	1.701	10.718	36.748	30.973	19.756	9.760	132.940	0,04	1.362,1
25	ME	Moldavia	15.265	5.980	3.878	1.924	2.905	11.860	30.157	46.508	20.701	118.476	0,03	572,3
26	BH	Bahrain	14.567	7.238	24.434	3.286	4.989	10.903	26.336	17.053	12.931	108.806	0,03	841,5
27	GL	Greenland	5.267	9.621	2.159	9.017	10.016	22.859	23.418	21.004	20.922	103.360	0,03	494,0
28	NG	Nigeria	14.591	2.471	11.664	14.011	915	17.778	14.409	2.494	8.054	78.333	0,02	972,6
29	RU	Russian Federat	45.390	29.585	2.088	468	0	0	0	0	48.660	77.530	0,02	159,3
30	CA	Canada	0	0	13.724	0	0	5.824	36.684	19.444	3.299	75.676	0,02	2.293,9
	Other		31.378	21.716	20.790	6.488	19.219	51.421	88.938	112.566	56.547	352.958	0,1	624,2



**ANNEX 1**  
**EXTRA-EU TOMATO IMPORTS FROM ALL ORIGINS, Kgs**

DG TAXUD DATA

	2021			2022					Grand Total
Day	10	11	12	1	2	3	4	5	
1	1.714.031	1.815.848	3.718.303	111.740	2.727.107	2.994.720	2.637.426	777.520	16.496.694
2	1.072.649	4.570.157	3.486.761	1.597.295	3.094.439	3.476.446	1.783.764	2.835.294	21.916.805
3	441.057	2.426.086	3.396.582	4.421.806	3.736.448	2.942.693	1.401.814	1.558.894	20.325.380
4	1.998.184	2.743.801	2.089.395	4.857.078	3.215.768	3.469.938	3.362.506	1.912.583	23.649.252
5	889.786	2.846.985	1.249.417	3.687.734	2.185.835	2.048.519	1.985.024	1.131.349	16.024.649
6	969.373	2.172.071	5.249.529	3.359.845	1.299.525	924.310	1.559.630	1.224.596	16.758.879
7	1.202.152	1.099.111	2.900.962	3.134.486	4.609.481	4.476.308	2.341.252	1.379.134	21.142.885
8	1.618.642	3.781.601	3.241.763	2.385.445	3.254.129	3.578.944	3.077.407	543.548	21.481.479
9	1.209.595	2.936.580	2.592.935	1.453.579	3.458.423	3.077.085	2.568.123	3.022.654	20.318.974
10	509.577	2.883.478	3.556.018	5.316.612	2.928.215	3.438.966	1.428.607	1.772.417	21.833.891
11	2.396.614	1.993.240	2.361.619	4.051.491	3.266.926	3.598.791	4.170.922	1.680.987	23.520.588
12	1.754.512	3.150.943	1.505.537	3.800.290	2.555.127	2.301.058	2.842.218	1.393.305	19.302.988
13	2.040.450	2.594.141	4.224.868	4.951.344	1.595.602	1.406.085	3.022.409	1.219.727	21.054.626
14	1.803.521	1.183.829	3.054.797	3.766.484	4.930.897	5.122.549	2.742.920	357.249	22.962.246
15	2.204.304	4.109.139	3.270.654	2.560.932	3.400.983	2.607.418	4.107.009	384.251	22.644.690
16	1.723.143	2.625.193	3.647.661	1.097.102	3.807.338	2.847.351	1.111.825	1.009.080	17.868.692
17	686.375	2.552.170	4.102.386	5.489.219	3.850.922	3.344.772	736.187	1.708.792	22.470.823
18	3.325.828	2.499.649	2.815.631	3.144.152	4.088.907	3.127.864	2.029.946	1.981.799	23.013.776
19	1.975.904	2.786.151	2.068.716	3.936.849	2.758.169	2.150.571	6.605.050	1.659.140	23.940.549
20	2.655.167	1.957.928	5.400.044	3.293.745	1.326.162	1.041.682	3.585.263	1.721.235	20.981.225
21	2.142.443	860.201	4.245.401	3.671.026	5.484.976	4.064.003	2.988.410	1.252.646	24.709.104
22	2.115.646	3.504.294	3.637.623	2.544.860	3.098.763	2.037.635	3.785.782	303.021	21.027.625
23	1.885.032	2.526.436	3.576.077	1.021.581	4.076.857	2.988.316	1.974.297	2.957.116	21.005.712
24	633.463	2.319.560	3.497.782	4.127.463	3.812.987	2.172.136	812.769	1.768.072	19.144.232
25	4.006.895	2.183.542	165.831	3.012.623	3.406.258	2.552.115	3.489.891	2.254.554	21.071.708
26	2.529.240	3.122.058	2.052.231	2.613.849	2.663.670	2.149.501	2.641.628	614.879	18.387.056
27	2.553.587	2.155.065	6.135.644	3.183.937	1.940.317	3.474.022	2.254.978	2.222.139	23.919.689
28	2.357.766	1.138.036	4.240.618	3.181.344	4.616.790	3.953.919	1.821.712	1.245.302	22.555.486
29	2.762.561	5.169.481	3.479.461	2.470.420	0	2.476.904	1.651.761	450.754	18.461.341
30	2.355.775	3.170.069	3.442.075	859.735	0	2.316.843	1.507.826	2.518.120	16.170.443
31	841.969	0	3.319.081	5.072.170	0	2.985.049	0	1.839.230	14.057.499
<b>Grand Total</b>									<b>638.218.987</b>
Days 1 to 7	8.287.231	17.674.059	22.090.949	21.169.984	20.868.605	20.332.933	15.071.416	10.819.370	
Days 8 to 14	11.332.910	18.523.812	20.537.537	25.725.246	21.989.318	22.523.477	19.852.604	9.989.888	
Days 15 to 21	14.713.162	17.390.429	25.550.492	23.193.024	24.717.457	19.183.662	21.163.688	9.716.944	
Days 22 to 28	16.081.628	16.948.992	23.305.805	19.685.656	23.615.642	19.327.644	16.781.057	11.365.083	
Days 29 to End	5.960.305	8.339.549	10.240.617	8.402.326	0	7.778.796	3.159.587	4.808.104	
<b>Grand Total</b>	<b>56.375.237</b>	<b>78.876.842</b>	<b>101.725.399</b>	<b>98.176.236</b>	<b>91.191.022</b>	<b>89.146.512</b>	<b>76.028.352</b>	<b>46.699.388</b>	

**ANNEX 1 bis**

**EXTRA-EU TOMATO IMPORTS FROM ALL ORIGINS, Kgs**

*Per MS and month*

DG TAXUD DATA

	2021			2022					Grand Total
MS	10	11	12	1	2	3	4	5	
FR	31.385.322	48.666.192	51.583.586	54.223.205	51.608.086	42.943.047	38.861.865	25.696.291	<b>344.967.594</b>
ES	8.332.533	10.497.245	11.001.973	10.982.737	11.978.379	8.096.798	6.090.473	5.232.219	<b>72.212.357</b>
NL	3.260.460	6.827.967	8.396.796	8.819.810	8.605.319	7.391.417	5.281.096	3.300.270	<b>51.883.134</b>
RO	2.735.182	3.930.218	6.964.065	5.470.643	5.131.797	7.358.153	8.265.322	5.059.335	<b>44.914.714</b>
BG	5.099.332	4.933.483	7.013.705	5.370.007	4.148.445	4.822.968	5.099.588	4.821.694	<b>41.309.223</b>
AT	458.571	1.333.637	5.378.026	3.398.437	3.242.796	6.761.538	4.997.345	790.122	<b>26.360.471</b>
PL	107.490	750.310	6.186.878	5.193.914	2.893.660	5.928.782	3.173.468	121.538	<b>24.356.040</b>
DE	92.267	154.068	948.739	1.271.165	444.905	823.094	1.362.426	359.259	<b>5.455.923</b>
IT	1.266.587	836.870	889.454	213.194	83.682	102.986	273.964	145.450	<b>3.812.187</b>
EL	2.956.653	90.860	0	10.800	82.150	14.930	39.570	475.214	<b>3.670.177</b>
HU	59.270	121.713	715.266	897.986	604.272	596.185	249.749	8.156	<b>3.252.597</b>
BE	0	23.820	474.637	928.272	775.304	669.119	163.969	23.501	<b>3.058.622</b>
LV	37.700	102.541	616.015	305.337	372.789	916.034	540.151	0	<b>2.890.567</b>
HR	140.799	58.017	373.301	307.086	223.324	964.314	543.330	243.902	<b>2.854.073</b>
CZ	27.540	6.603	306.307	141.766	116.650	695.780	305.745	0	<b>1.600.391</b>
PT	110.760	115.370	161.035	183.330	391.732	142.710	180.570	163.800	<b>1.449.307</b>
IE	51.099	254.454	260.334	236.959	187.135	223.459	49.222	72.315	<b>1.334.977</b>
SK	3.310	7.073	49.296	113.207	173.061	292.782	76.714	0	<b>715.443</b>
SE	53.740	62.092	135.624	20.146	20.465	121.035	255.242	3.435	<b>671.779</b>
SI	91.636	21.393	48.580	7.075	50.780	156.802	98.826	87.093	<b>562.185</b>
XI	42.486	73.788	105.872	35.111	28.040	32.296	23.589	13.643	<b>354.825</b>
DK	0	0	36.812	3.392	15.002	41.412	56.848	82.150	<b>235.616</b>
LT	0	4.729	79.100	17.280	0	50.870	39.282	0	<b>191.261</b>
EE	62.500	4.400	0	25.376	13.248	0	0	0	<b>105.524</b>
<b>Grand Total</b>	<b>56.375.237</b>	<b>78.876.842</b>	<b>101.725.399</b>	<b>98.176.236</b>	<b>91.191.022</b>	<b>89.146.512</b>	<b>76.028.352</b>	<b>46.699.388</b>	<b>638.218.987</b>

## ANNEX 2

## TOMATO IMPORTS FROM MOROCCO - TOTAL IN AND OUT OF QUOTA 780014, Kgs

DG TAXUD DATA

	2021			2022					Grand Total
Day	10	11	12	1	2	3	4	5	
1	1.182.253	1.373.819	2.891.125	15.594	2.248.793	2.188.090	1.489.291	386.273	11.775.238
2	523.935	3.946.872	2.511.597	1.052.339	2.570.113	2.279.657	1.233.718	1.880.872	15.999.104
3	302.193	1.966.386	2.304.531	3.289.075	2.881.563	2.128.730	788.812	1.090.572	14.751.862
4	1.223.587	2.369.209	1.725.157	4.174.609	2.447.172	2.374.408	1.933.754	1.332.034	17.579.930
5	574.465	2.467.689	807.579	2.476.198	1.874.587	1.726.934	1.043.958	871.586	11.842.996
6	699.607	1.992.148	3.640.733	2.719.383	973.299	605.670	410.944	885.847	11.927.631
7	986.473	880.910	2.229.163	2.505.031	3.959.587	3.097.195	1.355.548	878.639	15.892.545
8	1.291.034	3.393.532	2.497.070	1.664.072	2.614.103	2.672.964	1.651.068	246.362	16.030.204
9	959.011	2.543.359	1.613.929	957.258	2.505.553	2.131.922	1.891.623	2.087.507	14.690.162
10	382.990	2.340.157	2.362.206	4.115.138	2.156.873	2.243.409	773.179	1.335.554	15.709.505
11	1.918.424	1.695.635	1.643.856	2.642.004	2.533.172	2.198.902	2.211.272	1.242.734	16.085.999
12	1.151.746	2.788.095	1.032.771	2.846.338	2.003.734	1.678.006	1.570.366	1.069.739	14.140.795
13	1.432.592	2.225.200	2.891.627	3.255.424	1.040.593	558.668	1.826.842	623.883	13.854.829
14	1.308.161	898.285	2.044.010	2.567.229	4.026.871	3.168.321	1.486.907	104.140	15.603.923
15	1.787.087	3.456.074	2.034.411	2.126.480	2.756.191	1.369.556	2.695.292	126.350	16.351.441
16	1.066.436	2.175.534	1.959.876	763.491	3.070.473	1.700.543	485.426	370.486	11.592.265
17	481.434	2.008.169	2.286.592	3.822.092	2.579.510	2.108.947	242.971	1.183.862	14.713.577
18	2.685.680	2.026.416	1.950.337	2.542.918	3.019.129	1.791.053	424.911	1.501.803	15.942.246
19	1.540.560	2.121.877	895.292	2.777.279	2.210.884	1.487.708	4.964.829	1.191.947	17.190.376
20	1.878.962	1.757.542	3.679.731	2.352.766	966.278	378.948	2.216.098	1.297.892	14.528.216
21	1.809.220	720.300	2.781.889	2.192.920	4.490.768	2.457.582	2.043.408	1.056.363	17.552.449
22	1.678.209	2.863.445	2.210.898	1.766.584	2.482.295	1.042.184	1.669.726	140.462	13.853.803
23	1.452.811	2.063.941	2.416.775	720.309	3.104.421	1.327.827	1.540.076	2.388.932	15.015.091
24	386.979	1.673.612	2.429.278	3.032.605	2.736.043	1.127.315	486.277	1.298.787	13.170.896
25	3.278.686	1.674.801	29.254	2.396.044	2.358.476	1.339.905	2.727.814	1.479.918	15.284.898
26	1.988.497	2.223.641	1.065.569	1.851.639	2.086.420	1.477.045	1.549.730	242.194	12.484.735
27	1.994.036	1.769.408	4.507.696	2.131.810	652.260	704.883	1.545.229	1.799.121	15.104.443
28	2.040.928	868.579	2.622.389	2.133.162	2.969.202	2.256.712	1.284.464	913.727	15.089.164
29	2.258.027	4.384.737	2.461.974	2.020.168	0	1.447.850	1.021.791	268.680	13.863.228
30	1.865.182	2.512.119	2.423.974	660.071	0	1.343.792	1.344.293	1.968.124	12.117.555
31	571.667	0	2.149.267	3.988.349	0	1.521.227	0	1.155.530	9.386.040
Grand Total	42.700.872	65.181.490	68.100.556	71.558.377	69.318.362	53.935.952	45.909.617	32.419.917	449.125.144
Days 1 to 7	5.492.513	14.997.032	16.109.886	16.232.228	16.955.114	14.400.683	8.256.024	7.325.823	99.769.304
Days 8 to 14	8.443.958	15.884.263	14.085.469	18.047.462	16.880.898	14.652.192	11.411.257	6.709.919	106.115.418
Days 15 to 21	11.249.378	14.265.911	15.588.128	16.577.945	19.093.234	11.294.337	13.072.935	6.728.702	107.870.569
Days 22 to 28	12.820.146	13.137.427	15.281.859	14.032.153	16.389.117	9.275.871	10.803.316	8.263.140	100.003.030
Days 29 to End	4.694.876	6.896.856	7.035.215	6.668.589	0	4.312.869	2.366.084	3.392.334	35.366.822
Grand Total	42.700.872	65.181.490	68.100.556	71.558.377	69.318.362	53.935.952	45.909.617	32.419.917	449.125.144

**ANNEX 3**

**TOMATO IMPORTS FROM MOROCCO - NORMAL MONTHLY QUOTA 09.1104, Kgs**

DG TAXUD DATA

Day	2021			2022					Grand Total
	10	11	12	1	2	3	4	5	
1	857.770	643.331	1.930.818	15.442	1.476.402	1.618.405	1.273.859	130.975	7.947.002
2	470.122	2.400.905	1.971.985	908.271	1.908.456	1.824.745	834.216	548.943	10.867.643
3	244.256	1.044.538	1.880.390	2.372.539	2.377.803	1.940.204	399.200	521.824	10.780.754
4	979.641	1.729.488	1.556.124	3.580.024	2.125.282	2.265.856	1.270.734	758.438	14.265.587
5	477.672	1.807.387	705.386	2.193.999	1.752.708	1.671.234	940.805	511.730	10.060.921
6	548.840	1.636.290	2.928.882	2.167.167	899.167	588.445	398.788	307.757	9.475.336
7	682.692	811.329	1.823.019	2.212.467	3.219.697	2.996.639	771.382	238.838	12.756.063
8	784.928	2.155.641	1.594.962	1.412.322	2.327.361	2.566.480	939.565	90.862	11.872.121
9	531.280	1.944.418	1.346.072	893.721	2.043.153	1.899.190	1.148.920	920.626	10.727.380
10	121.401	1.791.878	2.061.587	3.226.018	1.822.473	1.789.989	254.539	1.011.474	12.079.359
11	854.328	817.682	1.489.615	1.768.663	1.950.607	1.704.716	1.410.417	1.054.010	11.050.038
12	516.629	2.605.441	811.909	1.569.520	1.722.341	1.522.636	1.426.032	763.313	10.937.821
13	567.087	728.517	2.316.610	1.968.317	945.879	444.822	1.505.831	89.204	8.566.267
14	423.162	360.702	1.205.278	1.331.757	3.115.442	2.145.361	1.101.163	0	9.682.865
15	521.025	1.357.594	1.086.782	964.475	2.324.192	1.205.467	1.691.066	47.540	9.198.141
16	253.728	640.612	922.204	245.641	2.215.091	1.207.383	246.652	81.255	5.812.566
17	19.840	617.129	1.191.718	1.991.500	1.720.558	1.587.344	128.913	5.250	7.262.252
18	661.869	590.443	833.897	965.638	1.863.768	1.294.419	251.208	6.750	6.467.992
19	195.664	676.801	275.899	1.531.212	1.250.602	1.070.914	1.938.152	73.952	7.013.196
20	353.754	949.292	1.624.867	1.016.066	450.895	307.660	1.412.728	69.799	6.185.061
21	234.104	411.289	1.126.439	870.233	2.133.446	1.637.655	994.246	6.750	7.414.162
22	267.287	1.270.120	878.275	783.988	639.080	829.042	384.567	0	5.052.359
23	167.967	788.843	848.740	131.605	751.469	1.042.869	230.222	30.340	3.992.055
24	24.360	441.277	1.055.285	1.491.852	701.201	865.477	51.312	6.000	4.636.764
25	542.655	661.714	2.700	1.233.443	927.560	354.740	740.305	43.420	4.506.537
26	318.786	948.388	145.841	791.031	781.375	248.541	185.614	30.306	3.449.882
27	375.432	1.078.659	1.537.915	561.435	69.540	125.324	211.724	4.250	3.964.279
28	601.758	98.140	1.040.036	557.243	321.637	322.290	202.674	23.210	3.166.988
29	519.916	1.745.613	602.610	548.909	0	341.473	93.952	0	3.852.473
30	404.647	794.847	530.085	132.825	0	263.830	29.760	23.400	2.179.394
31	166.944	0	727.598	1.302.894	0	230.142	0	0	2.427.578
<b>Grand Total</b>	<b>13.689.544</b>	<b>33.548.308</b>	<b>38.053.528</b>	<b>40.740.217</b>	<b>43.837.185</b>	<b>37.913.292</b>	<b>22.468.546</b>	<b>7.400.215</b>	<b>237.650.834</b>
<b>Days 1 to 7</b>	<b>4.260.993</b>	<b>10.073.268</b>	<b>12.796.604</b>	<b>13.449.909</b>	<b>13.759.515</b>	<b>12.905.528</b>	<b>5.888.984</b>	<b>3.018.505</b>	<b>76.153.306</b>
<b>Days 8 to 14</b>	<b>3.798.815</b>	<b>10.404.279</b>	<b>10.826.033</b>	<b>12.170.318</b>	<b>13.927.256</b>	<b>12.073.194</b>	<b>7.786.467</b>	<b>3.929.488</b>	<b>74.915.850</b>
<b>Days 15 to 21</b>	<b>2.239.984</b>	<b>5.243.160</b>	<b>7.061.806</b>	<b>7.584.765</b>	<b>11.958.552</b>	<b>8.310.842</b>	<b>6.662.965</b>	<b>291.296</b>	<b>49.353.370</b>
<b>Days 22 to 28</b>	<b>2.298.245</b>	<b>5.287.141</b>	<b>5.508.792</b>	<b>5.550.597</b>	<b>4.191.862</b>	<b>3.788.283</b>	<b>2.006.418</b>	<b>137.526</b>	<b>28.768.864</b>
<b>Days 29 to End</b>	<b>1.091.507</b>	<b>2.540.460</b>	<b>1.860.293</b>	<b>1.984.628</b>	<b>0</b>	<b>835.445</b>	<b>123.712</b>	<b>23.400</b>	<b>8.459.445</b>
<b>Grand Total</b>	<b>13.689.544</b>	<b>33.548.308</b>	<b>38.053.528</b>	<b>40.740.217</b>	<b>43.837.185</b>	<b>37.913.292</b>	<b>22.468.546</b>	<b>7.400.215</b>	<b>237.650.834</b>

ANNEX 4

TOMATO IMPORTS FROM MOROCCO - VARIABLE ADDITIONAL QUOTA 09.1193, Kgs

DG TAXUD DATA

	2021		2022					Grand Total
Day	11	12	1	2	3	4	5	
1	0	160.172	0	128.867	127.804	0	0	416.843
2	194.688	0	0	0	44.636	13.424	249.920	502.668
3	109.830	64.904	87.840	0	61.268	0	12.936	336.778
4	134.448	44.376	66.220	6.750	45.140	0	23.040	319.974
5	155.184	23.040	8.810	0	32.300	16.020	0	235.354
6	6.212	142.092	65.520	0	0	0	0	213.824
7	0	83.248	0	0	36.180	0	34.408	153.836
8	165.894	21.600	0	0	16.860	0	0	204.354
9	19.288	0	0	0	0	0	40.662	59.950
10	19.200	23.040	44.608	0	63.120	0	38.848	188.816
11	2.700	0	23.040	4.500	94.380	20.832	0	145.452
12	21.220	0	22.528	0	0	42.120	73.194	159.062
13	43.496	22.736	0	0	0	231.356	317.623	615.211
14	0	0	46.080	56.136	248.872	100.080	0	451.168
15	88.708	0	0	0	7.200	105.300	0	201.208
16	142.720	0	0	19.160	0	161.566	131.048	454.494
17	158.760	0	69.120	7.200	41.432	0	560.916	837.428
18	149.284	0	117.058	0	34.200	0	875.125	1.175.667
19	81.138	0	101.612	0	23.400	1.914.650	214.030	2.334.830
20	79.843	0	188.164	0	0	175.320	276.275	719.602
21	0	141.116	134.386	232.130	100.420	336.070	138.135	1.082.257
22	231.446	75.236	164.128	567.927	54.185	811.091	17.640	1.921.653
23	89.368	45.340	55.173	823.731	162.024	475.587	320.914	1.972.137
24	52.698	160.960	108.032	930.503	134.832	0	290.698	1.677.723
25	110.959	0	172.176	853.370	708.353	885.538	266.536	2.996.932
26	62.648	0	267.728	716.138	951.621	1.076.571	20.020	3.094.726
27	91.984	752.541	721.314	448.847	454.039	933.033	254.016	3.655.774
28	407.983	456.306	964.912	2.013.571	1.342.817	767.952	143.757	6.097.298
29	987.408	900.121	673.624	0	1.051.376	669.092	17.640	4.299.261
30	855.680	878.937	395.892	0	989.732	747.777	448.499	4.316.517
31	0	710.459	1.673.730	0	1.108.615	0	317.031	3.809.835
<b>Grand Total</b>	<b>4.462.787</b>	<b>4.706.224</b>	<b>6.171.695</b>	<b>6.808.830</b>	<b>7.934.806</b>	<b>9.483.379</b>	<b>5.082.911</b>	<b>44.650.632</b>
<b>Days 1 to 7</b>	<b>600.362</b>	<b>517.832</b>	<b>228.390</b>	<b>135.617</b>	<b>347.328</b>	<b>29.444</b>	<b>320.304</b>	<b>2.179.277</b>
<b>Days 8 to 14</b>	<b>271.798</b>	<b>67.376</b>	<b>136.256</b>	<b>60.636</b>	<b>423.232</b>	<b>394.388</b>	<b>470.327</b>	<b>1.824.013</b>
<b>Days 15 to 21</b>	<b>700.453</b>	<b>141.116</b>	<b>610.340</b>	<b>258.490</b>	<b>206.652</b>	<b>2.692.906</b>	<b>2.195.529</b>	<b>6.805.486</b>
<b>Days 22 to 28</b>	<b>1.047.086</b>	<b>1.490.383</b>	<b>2.453.463</b>	<b>6.354.087</b>	<b>3.807.871</b>	<b>4.949.772</b>	<b>1.313.581</b>	<b>21.416.243</b>
<b>Days 29 to End</b>	<b>1.843.088</b>	<b>2.489.517</b>	<b>2.743.246</b>	<b>0</b>	<b>3.149.723</b>	<b>1.416.869</b>	<b>783.170</b>	<b>12.425.613</b>
<b>Grand Total</b>	<b>4.462.787</b>	<b>4.706.224</b>	<b>6.171.695</b>	<b>6.808.830</b>	<b>7.934.806</b>	<b>9.483.379</b>	<b>5.082.911</b>	<b>44.650.632</b>

**End**