



EU banana market

European Commission
DG Agriculture and Rural
Development
Unit E2 Wine, spirits and
horticultural products

June 2024



EU PRODUCTION AND PRICES

(Member States' notifications of 15.06.2024)
Confirmed data: January – April 2024
Forecast: May - December 2024

This statistical document has been prepared by Unit E.2 of DG AGRI, in order to inform or stimulate discussion at the Committee for the CMO. It is a mere working document; some data may be missing or approximate.

Sources: Member States' notifications and EUROSTAT Comext



EU production Jan-Dec 2023

		Bananas produced in the Union and marketed in their region of production		Bananas produced in the Union and marketed outside their region of production		All production
		quantity (tonnes)	price* Euro/kg	quantity (tonnes)	price** Euro/kg	
Spain	Jan-Apr 2023	18.724	0,76	137.436	0,85	156.160
	May-Aug 2023	17.207	0,78	109.771	0,89	126.978
	Sep-Dec 2023	15.669	0,80	130.902	0,80	146.571
	Total 2023	51.600	0,78	378.109	0,84	429.709
Guadeloupe	Jan-Apr 2023	1.467	0,53	13.314	0,79	14.781
	May-Aug 2023	1.104	0,37	22.615	0,67	23.719
	Sep-Dec 2023	807	0,43	17.218	0,72	18.025
	Total 2023	3.378	0,46	53.147	0,72	56.525
Martinique	Jan-Apr 2023	975	0,45	38.228	0,77	39.203
	May-Aug 2023	1.067	0,50	53.127	0,71	54.194
	Sep-Dec 2023	1.709	0,64	42.398	0,72	44.107
	Total 2023	3.751	0,55	133.753	0,73	137.504
France	Jan-Apr 2023	2.442	0,50	51.542	0,78	53.984
	May-Aug 2023	2.171	0,44	75.742	0,70	77.913
	Sep-Dec 2023	2.516	0,57	59.616	0,72	62.132
	Total 2023	7.129	0,51	186.900	0,73	194.029
Portugal	Jan-Apr 2023	1.726	0,83	4.392	1,57	6.118
	May-Aug 2023	1.865	0,88	9.149	0,84	11.014
	Sep-Dec 2023	2.014	0,83	8.067	0,97	10.081
	Total 2023	5.605	0,85	21.608	1,04	27.213
Cyprus	Jan-Apr 2023	1.151	0,46	43	0,46	1.194
	May-Aug 2023	146	0,49	-		146
	Sep-Dec 2023	817	0,43	60		877
	Total 2023	2.114	0,45	103	0,19	2.217
Greece	Jan-Apr 2023	413	1,03	110	1,08	523
	May-Aug 2023	348	1,01	90	1,03	438
	Sep-Dec 2023	283	1,02	105	1,04	388
	Total 2023	1.044	1,02	305	1,05	1.349
Total EU	Jan-Apr 2023	24.456	0,73	193.523	0,85	217.979
	May-Aug 2023	21.737	0,76	194.752	0,81	216.489
	Sep-Dec 2023	21.298	0,77	198.750	0,78	220.048
	Total 2023	67.491	0,75	587.024	0,81	654.515

* Average selling price of green bananas on the local market.

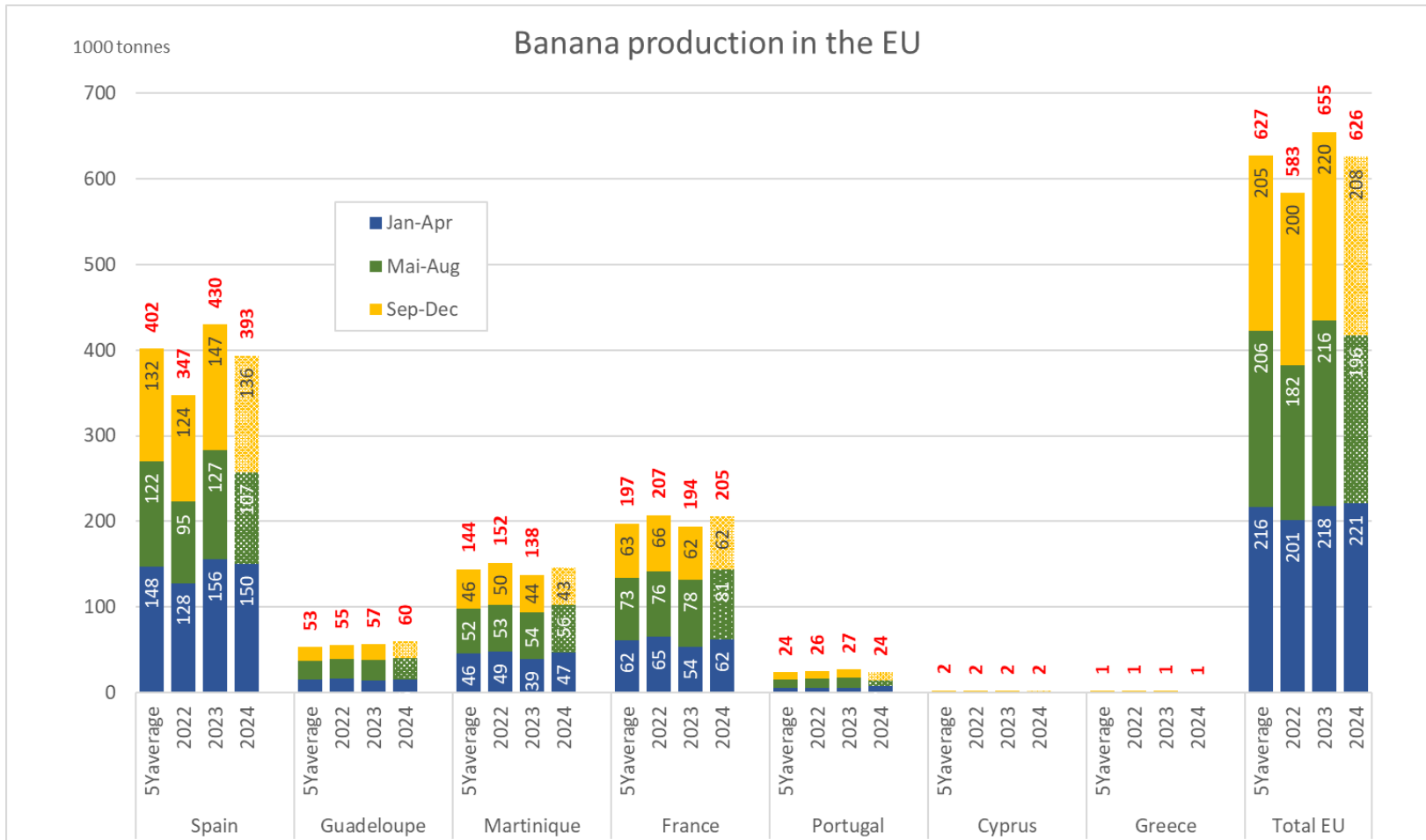
** Average selling price at the stage of delivery at the first port of unloading (goods not unloaded).

EU production forecast Jan-Dec 2024

		Bananas produced in the Union and marketed in their region of production		Bananas produced in the Union and marketed outside their region of production		All production
		quantity (tonnes)	price* Euro/kg	quantity (tonnes)	price** Euro/kg	
Spain	Jan-Apr 2024	18.404	0,88	131.590	0,99	149.994
	May-Aug 2024	17.000	1,20	90.000	1,60	107.000
	Sep-Dec 2024	16.000	0,80	120.000	0,90	136.000
	Total 2024	51.404	0,96	341.590	1,12	392.994
Guadaloupe	Jan-Apr 2024	1.311	0,46	14.366	0,74	15.677
	May-Aug 2024	1.000	0,35	24.000	0,65	25.000
	Sep-Dec 2024	1.000	0,40	18.000	0,70	19.000
	Total 2024	3.311	0,41	56.366	0,69	59.677
Martinique	Jan-Apr 2024	936	0,46	45.826	0,74	46.762
	May-Aug 2024	1.000	0,46	55.291	0,65	56.291
	Sep-Dec 2024	1.000	0,46	41.711	0,70	42.711
	Total 2024	2.936	0,46	142.828	0,69	145.764
France	Jan-Apr 2024	2.247	0,46	60.192	0,74	62.439
	May-Aug 2024	2.000	0,41	79.291	0,65	81.291
	Sep-Dec 2024	2.000	0,43	59.711	0,70	61.711
	Total 2024	6.247	0,43	199.194	0,69	205.441
Portugal	Jan-Apr 2024	1.982	0,89	5.330	1,54	7.312
	May-Aug 2024	2.299	0,89	5.178	1,59	7.477
	Sep-Dec 2024	2.070	0,85	7.330	1,11	9.400
	Total 2024	6.351	0,88	17.838	1,38	24.189
Cyprus	Jan-Apr 2024	951	0,42	24	0,42	974
	May-Aug 2024	120	0,43	-	-	120
	Sep-Dec 2024	1.000	0,45	-	-	1.000
	Total 2024	2.071	0,44	24	0,42	2.094
Greece	Jan-Apr 2024	326	1,04	105	1,09	431
	May-Aug 2024	205	0,99	75	1,02	280
	Sep-Dec 2024	260	1,06	85	1,13	345
	Total 2024	791	1,03	265	1,08	1.056
Total EU	Jan-Apr 2024	23.909	0,83	197.241	0,93	221.150
	May-Aug 2024	21.624	1,09	174.544	1,17	196.168
	Sep-Dec 2024	21.330	0,76	187.126	0,84	208.456
	Total 2024	66.863	0,89	558.911	0,97	625.774

* Average selling price of green bananas on the local market.

** Average selling price at the stage of delivery at the first port of unloading (goods not unloaded).



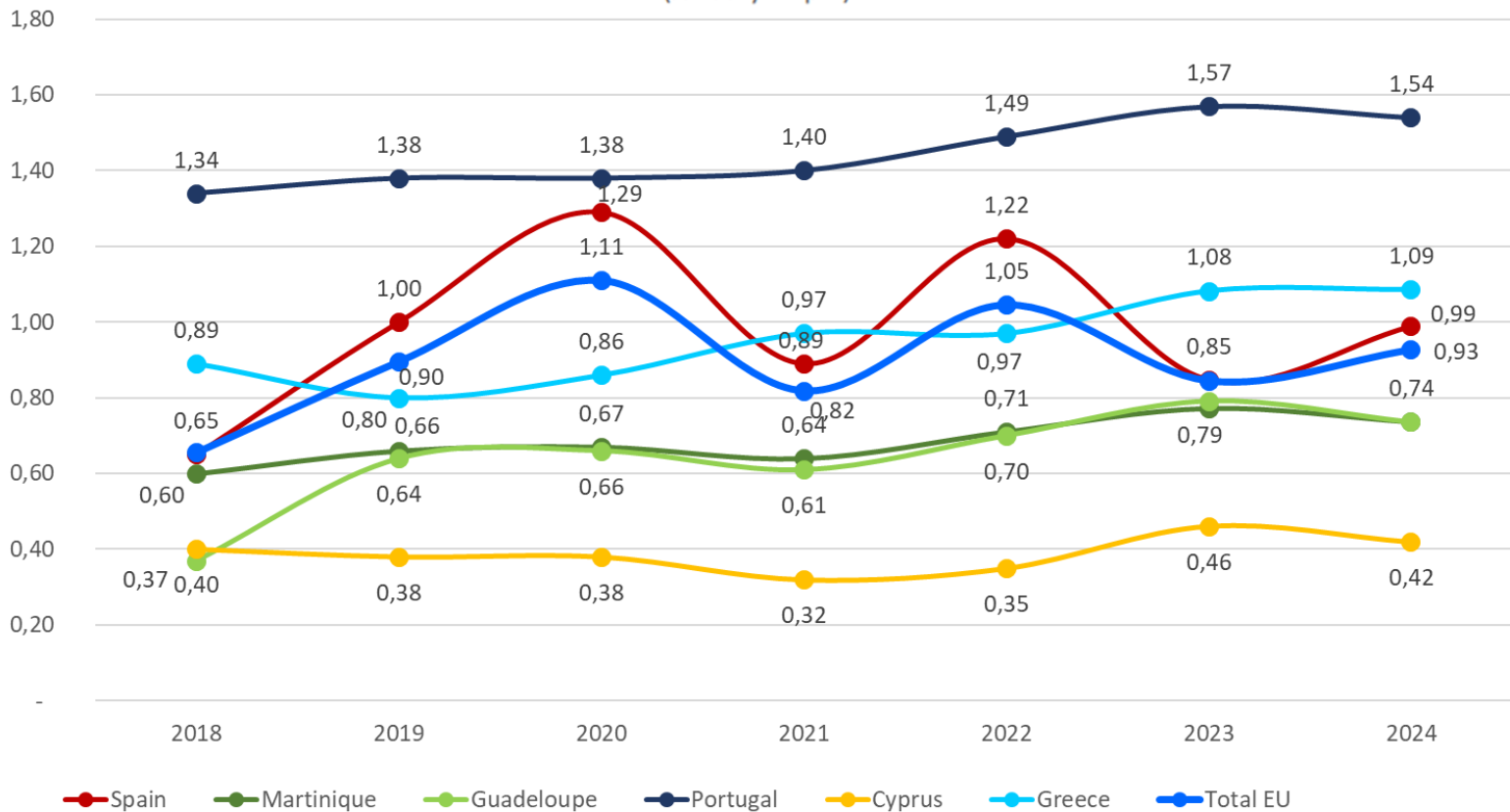
Source: Communication of Member States, hatched areas: forecast; last update 15 June 2024



European
Commission

Prices of banana produced in the EU and marketed outside their region of production prices at the first port of unloading (goods not unloaded) (January - April)

EUR/kg



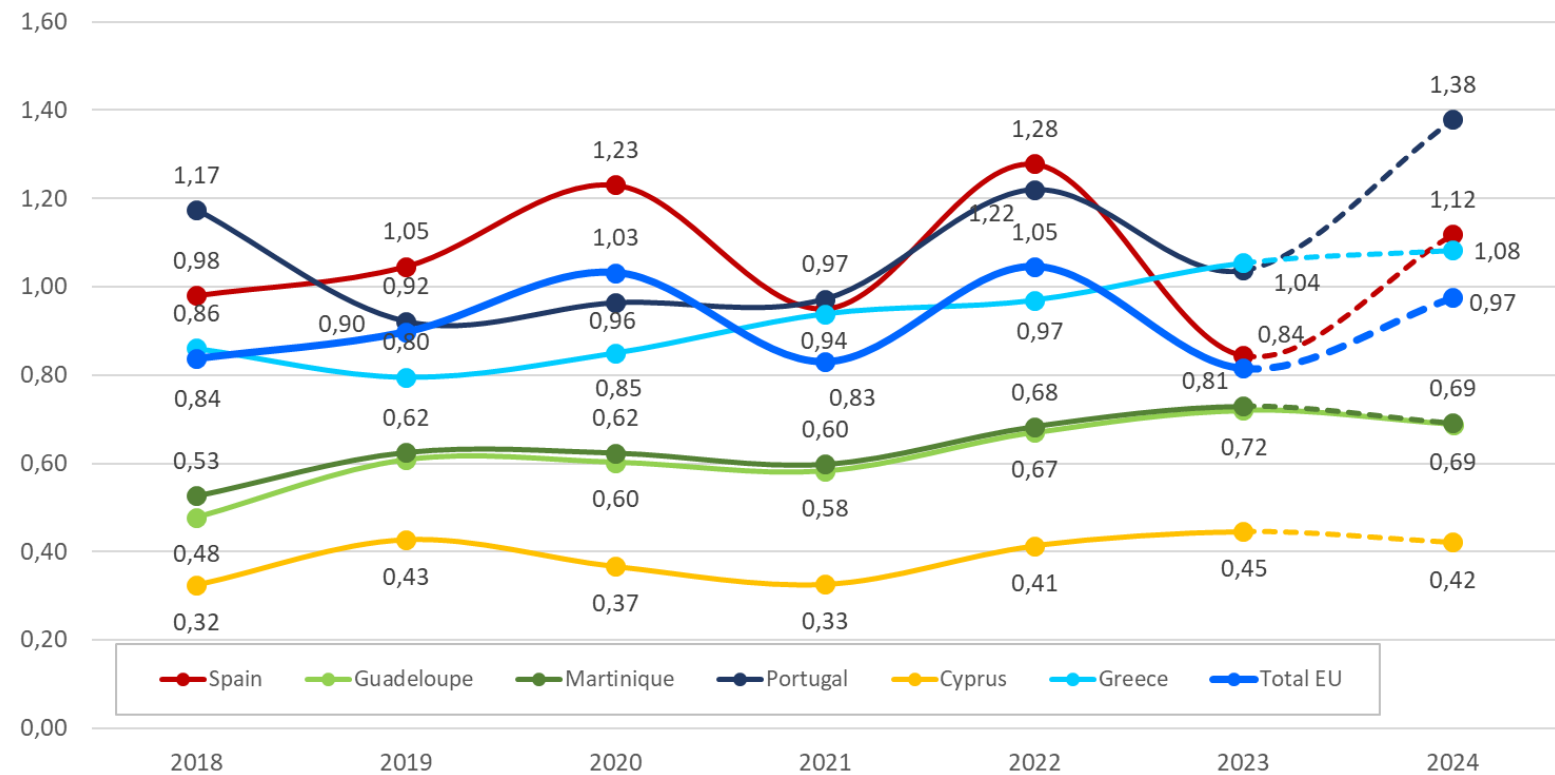
Source: Communications of Member States; 2024 forecast by Member States

Prices of bananas produced in the EU and marketed outside their region of production

Prices at the first port of unloading (goods not unloaded)

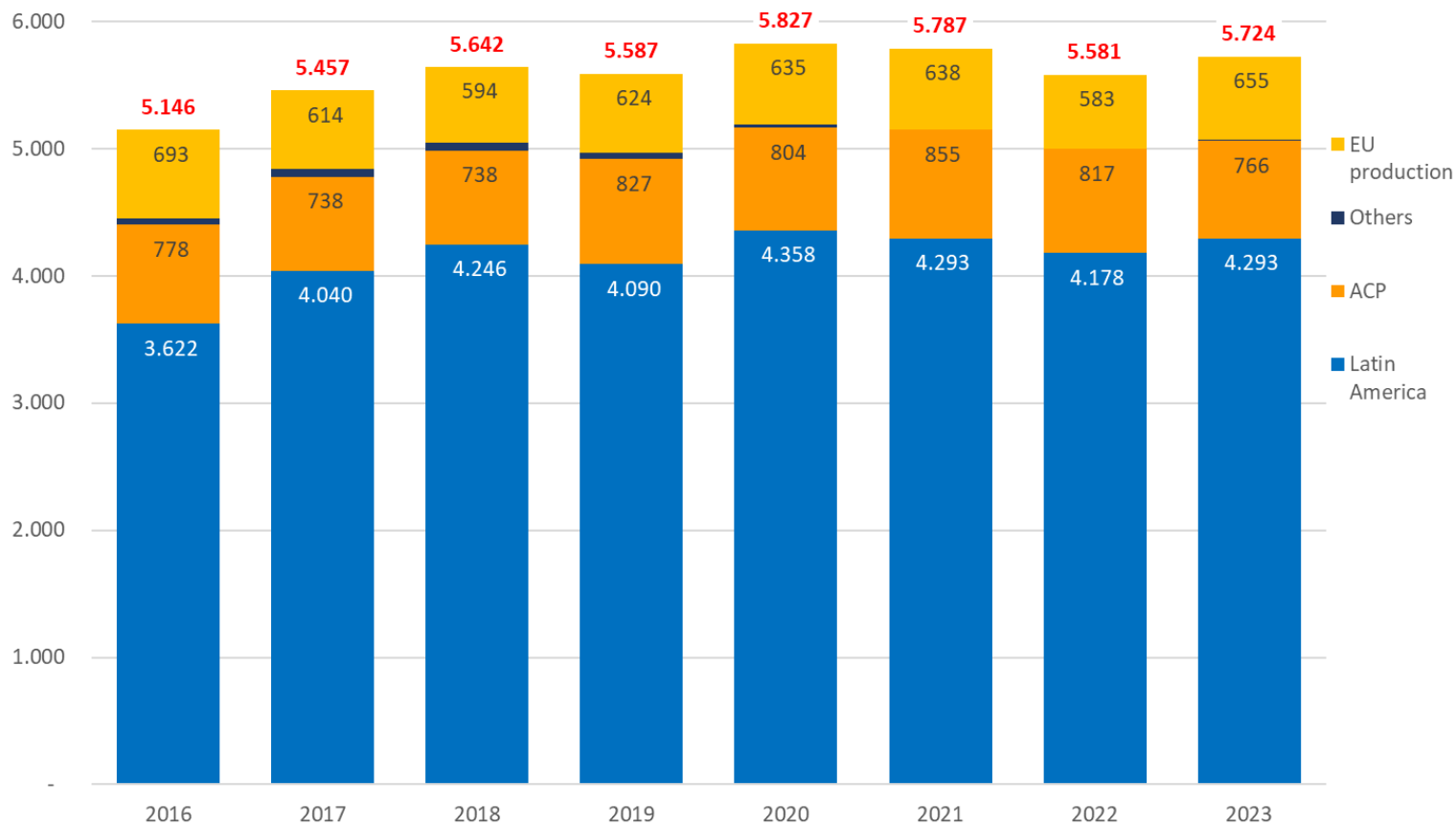
January-December

EUR/kg



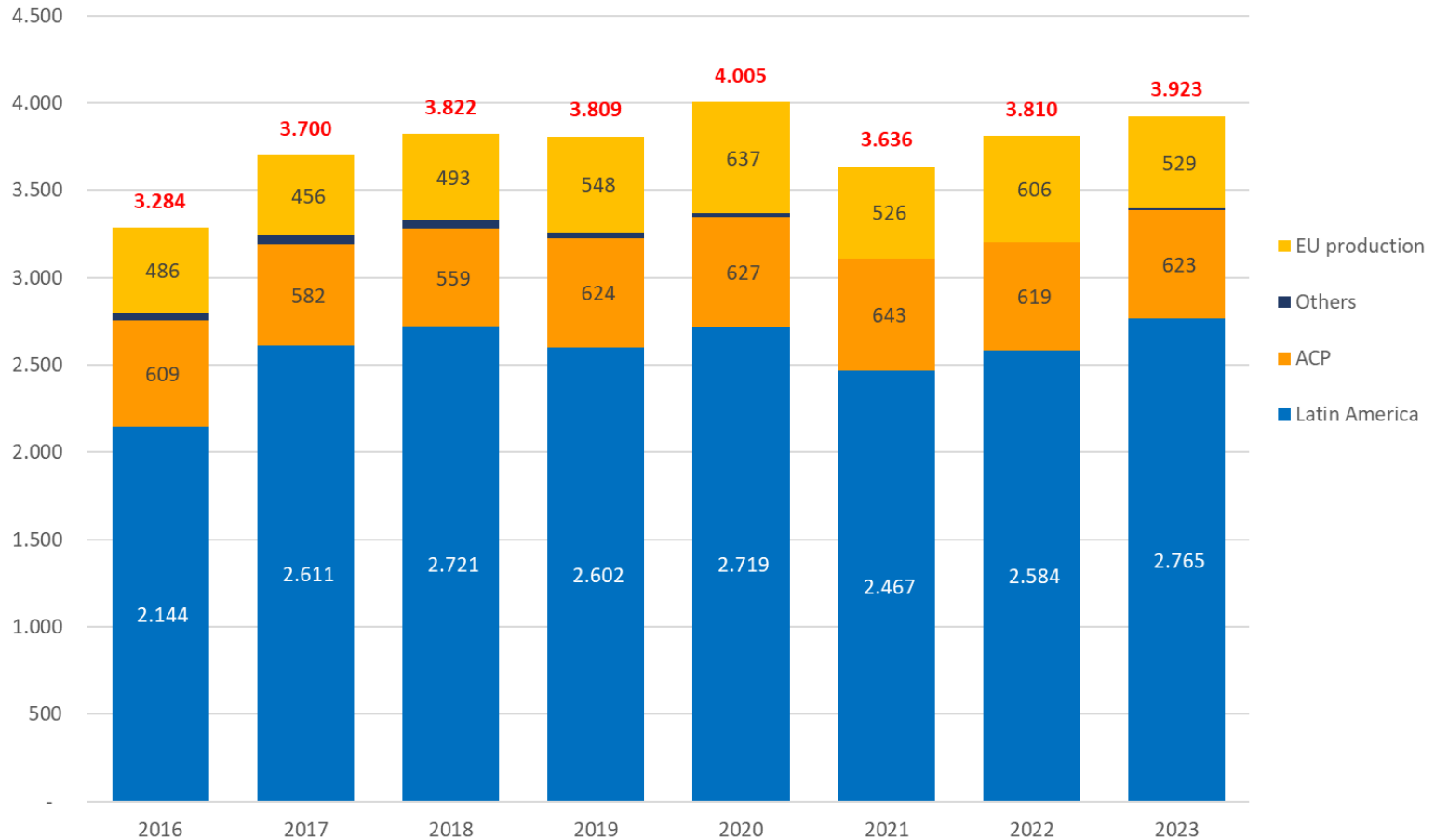
Source: Communications of Member States; 2024 forecast by Member States; updated 15 June 2024

Supply of bananas in the EU 27 (1000 tonnes)



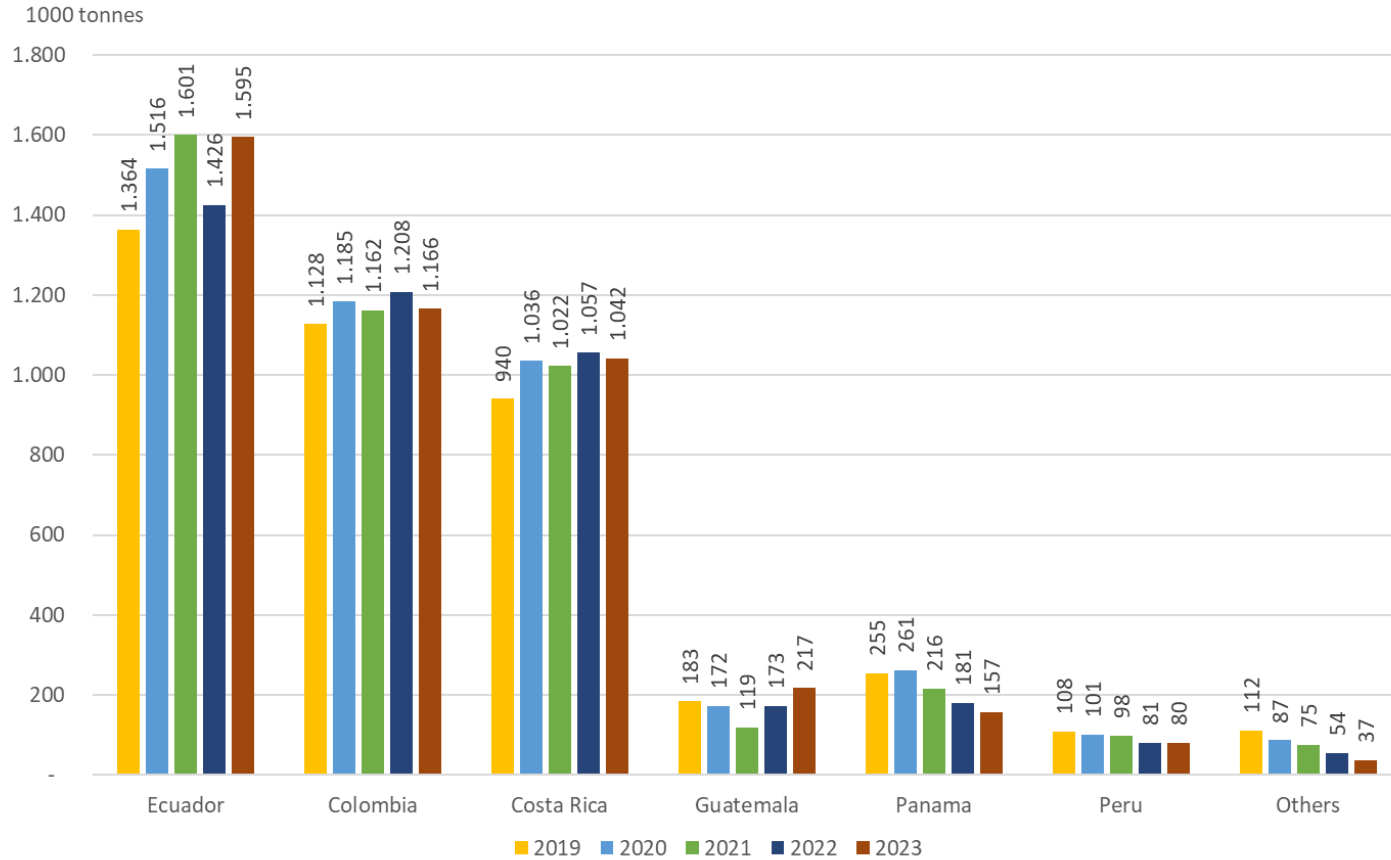
Source: Eurostat Comext; for EU production: Communication from Member States; updated 25 June 2024

Supply of bananas in the EU 27 (million Euros)



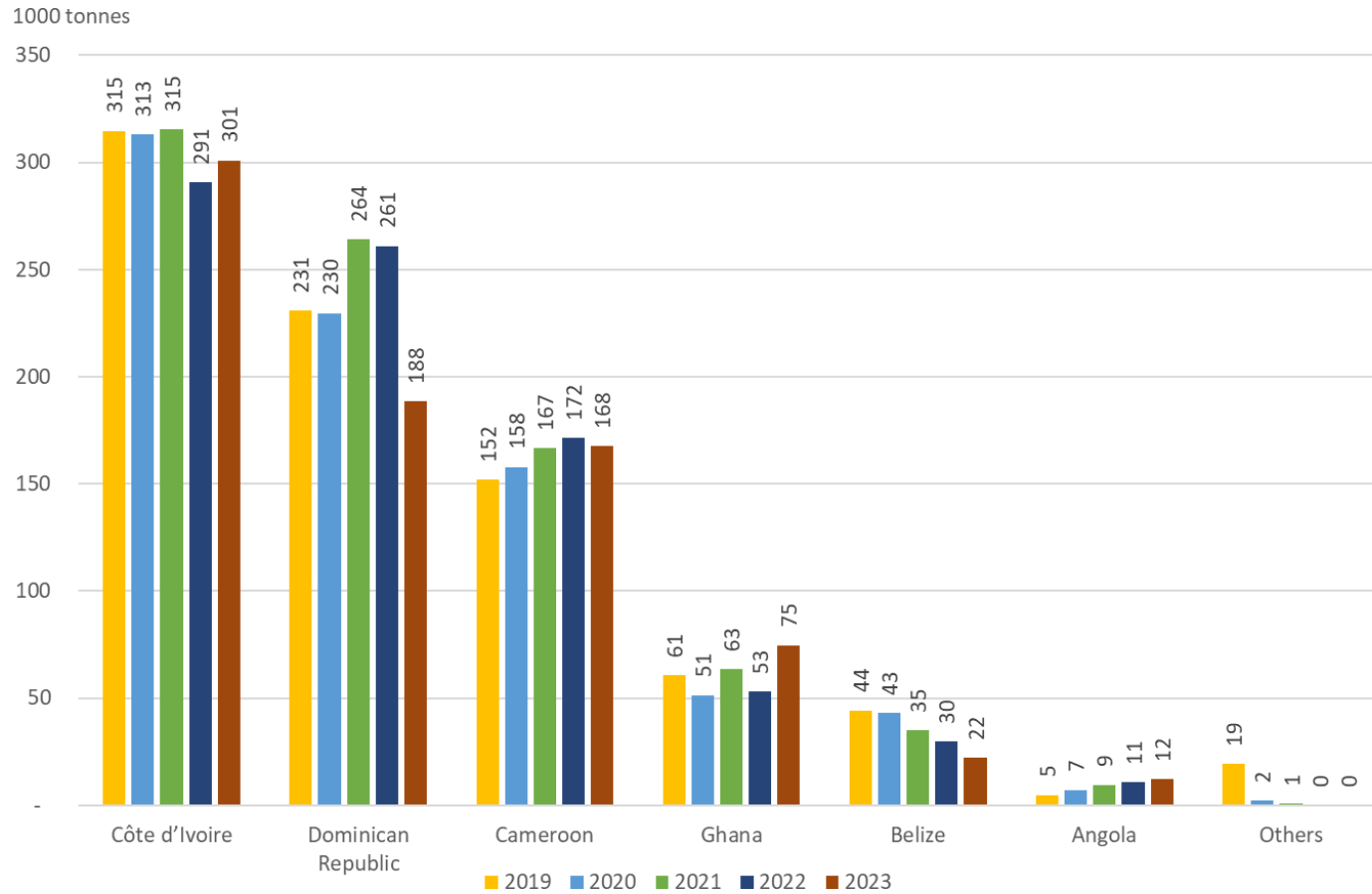
Source: Eurostat Comext; for EU production: Communication of Member States; updated on 25 June 2024

Banana imports from Latin America



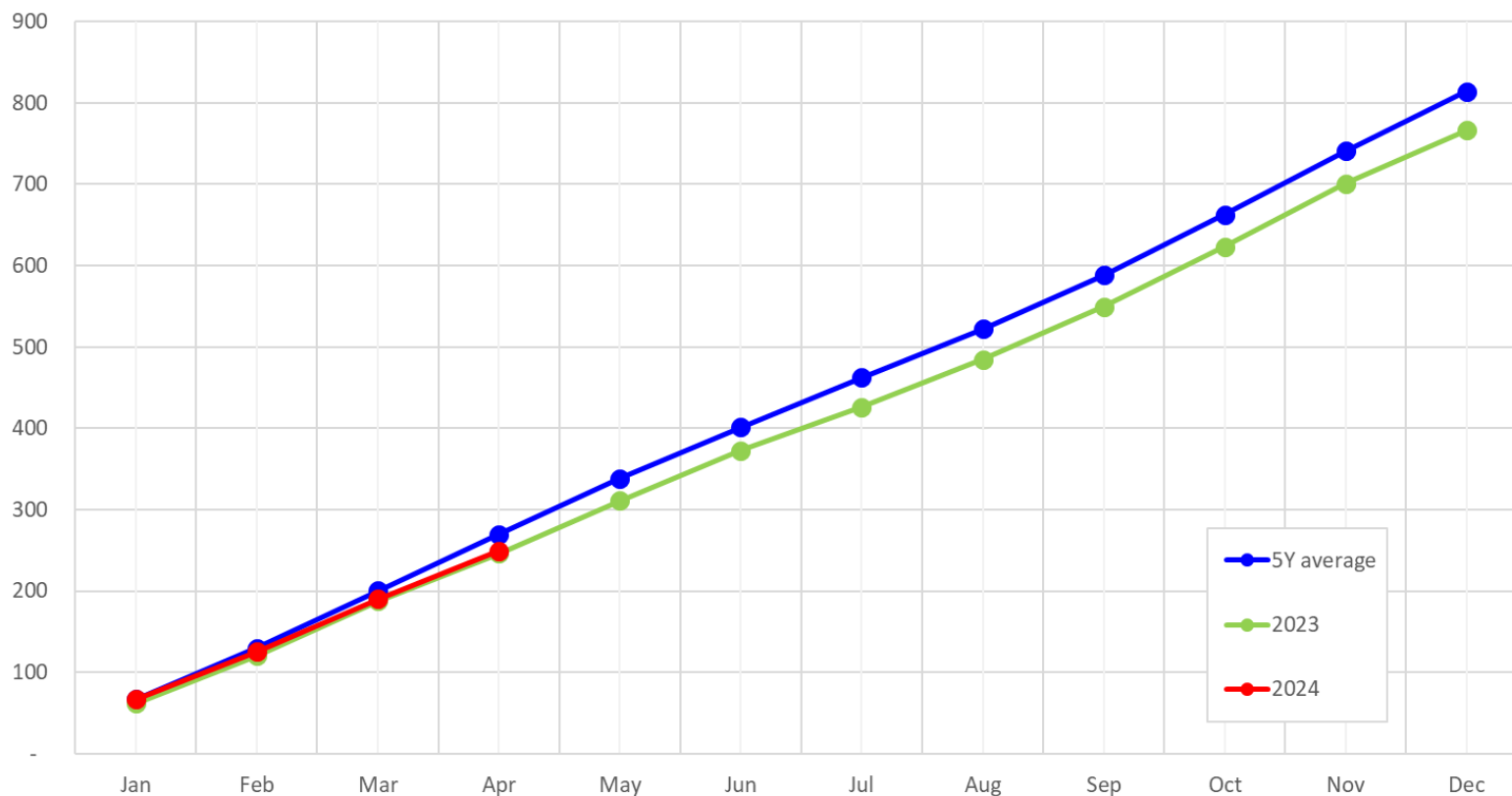
Source: Eurostat COMEXT

Banana imports from ACP countries



Source: Eurostat COMEXT

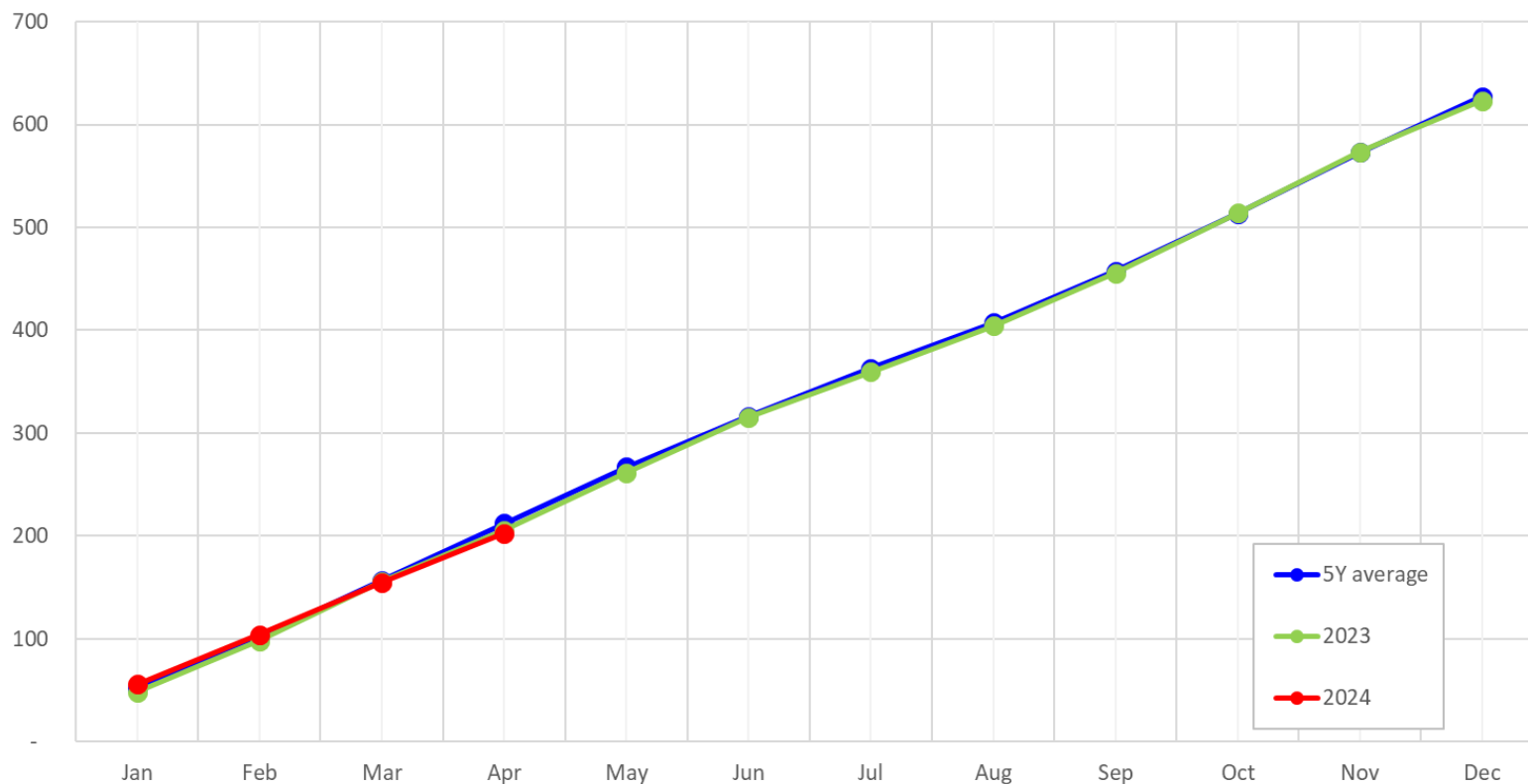
Monthly banana imports from ACP countries (1000 tonnes, cumulated)



Sources: Eurostat Comext; CN codes 0803 90 10 (up to 2023), 0803 90 11 and 0803 90 19 (as of 2024); updated on 25 June 2024

Disclaimer: We aim to improve data quality and provide as recent and accurate information as possible. However, Surveillance data are created on the basis of declarations that may be modified, corrected or deleted. Therefore, we cannot guarantee that information provided is free of errors or that it will not be amended. The European Commission accepts no responsibility with regard to such problems incurred as a result of using these data.

Monthly banana imports from ACP countries (million Euros, cumulated)

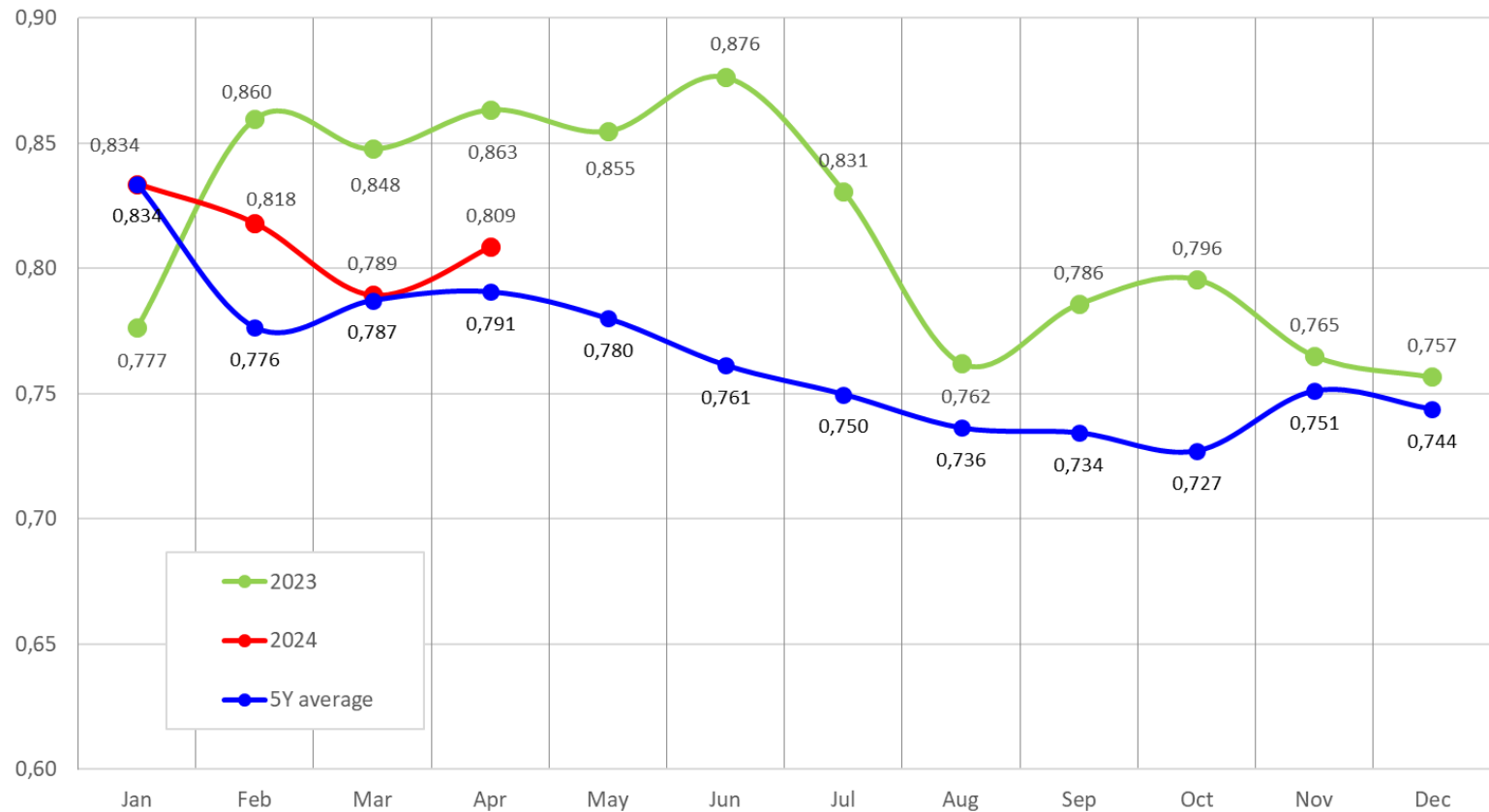


Sources: Eurostat Comext; CN codes 0803 90 10 (up to 2023), 0803 90 11 and 0803 90 19 (as of 2024); updated on 25 June 2024

Disclaimer: We aim to improve data quality and provide as recent and accurate information as possible. However, Surveillance data are created on the basis of declarations that may be modified, corrected or deleted. Therefore, we cannot guarantee that information provided is free of errors or that it will not be amended. The European Commission accepts no responsibility with regard to such problems incurred as a result of using these data.

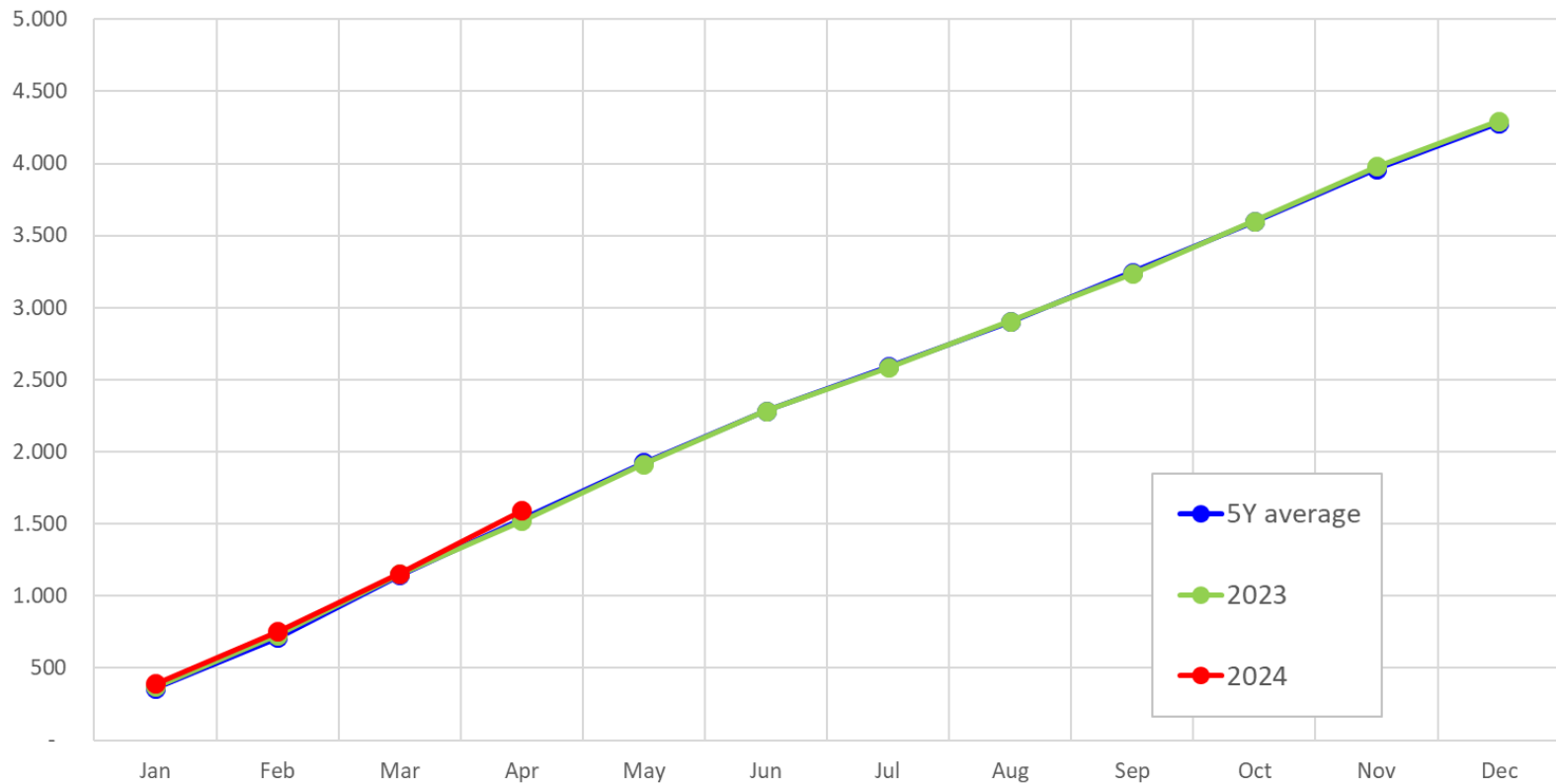
Banana imports from ACP countries: Unit value

EUR/kg



Sources: Eurostat Comext: Value of imports/quantity; CN codes 0803 90 10 (up to 2023), 0803 90 11 and 0803 90 19 (as of 2024); updated on 25 June 2024

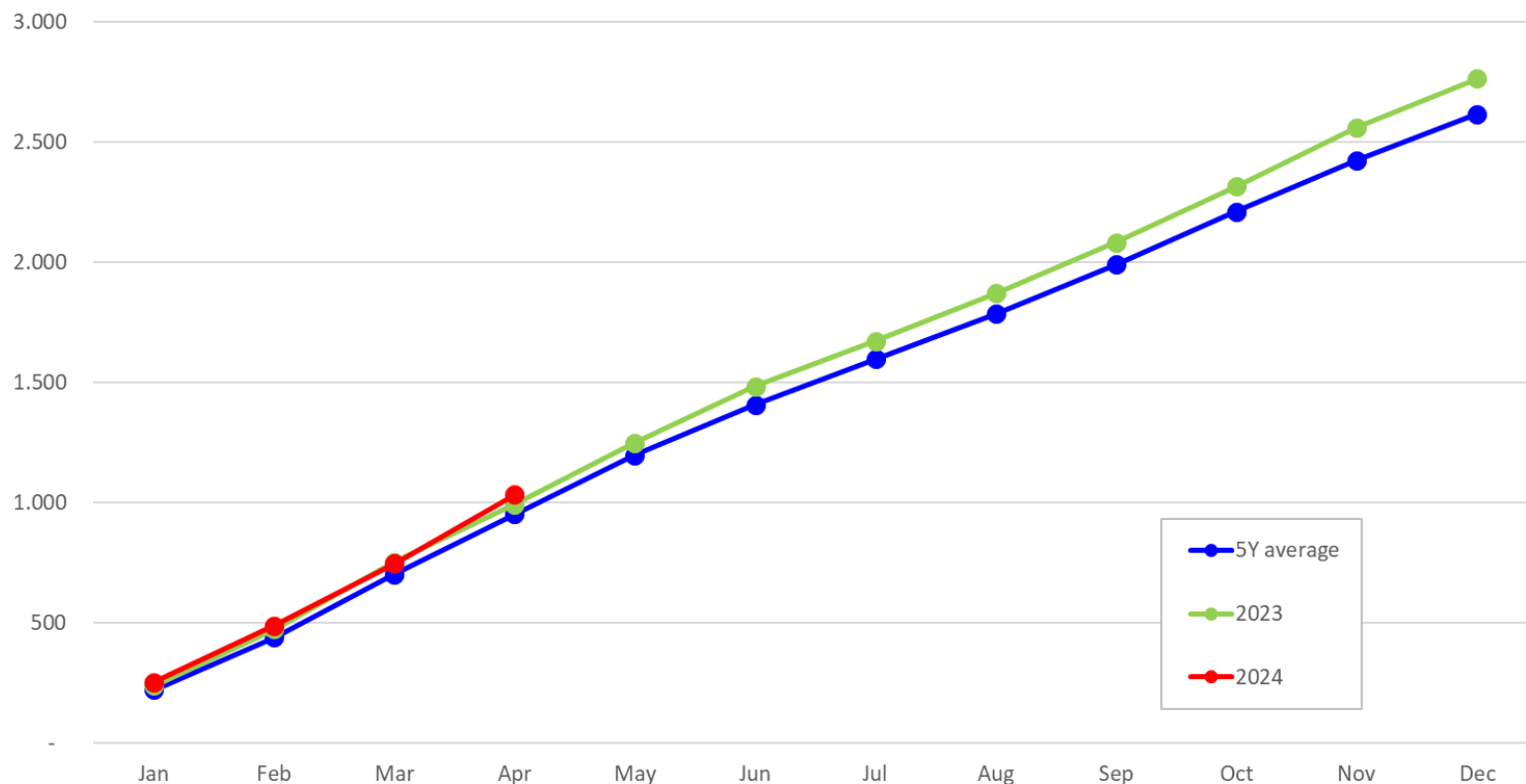
Monthly banana imports from Latin America (1000 tonnes, cumulated)



Sources: Eurostat Comext; CN codes 0803 90 10 (up to 2023), 0803 90 11 and 0803 90 19 (as of 2024); updated on 25 June 2024

Disclaimer: We aim to improve data quality and provide as recent and accurate information as possible. However, Surveillance data are created on the basis of declarations that may be modified, corrected or deleted. Therefore, we cannot guarantee that information provided is free of errors or that it will not be amended. The European Commission accepts no responsibility with regard to such problems incurred as a result of using these data.

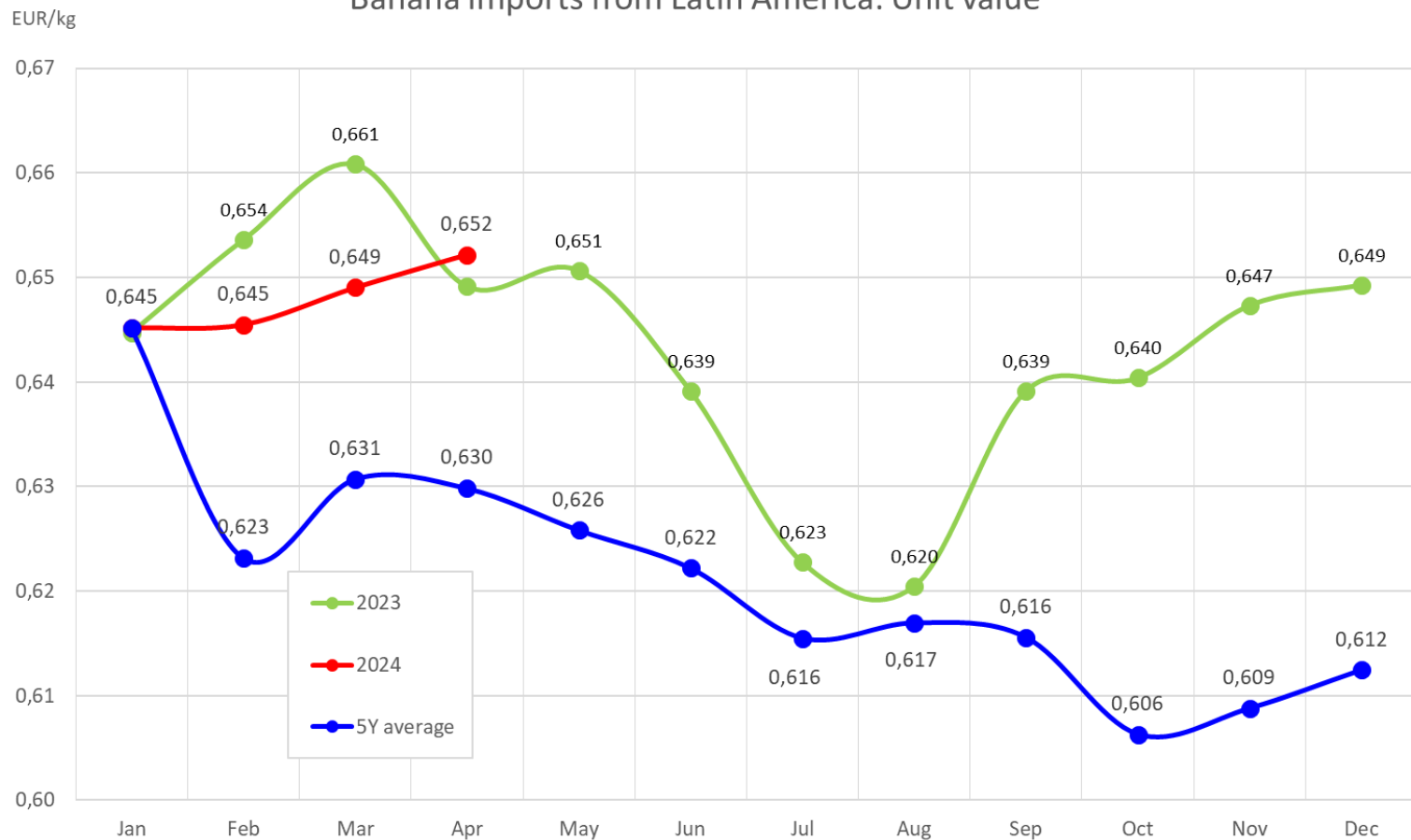
Monthly banana imports from Latin America (million Euros, cumulated)



Sources: Eurostat Comext; CN codes 0803 90 10 (up to 2023), 0803 90 11 and 0803 90 19 (as of 2024); updated on 25 June 2024

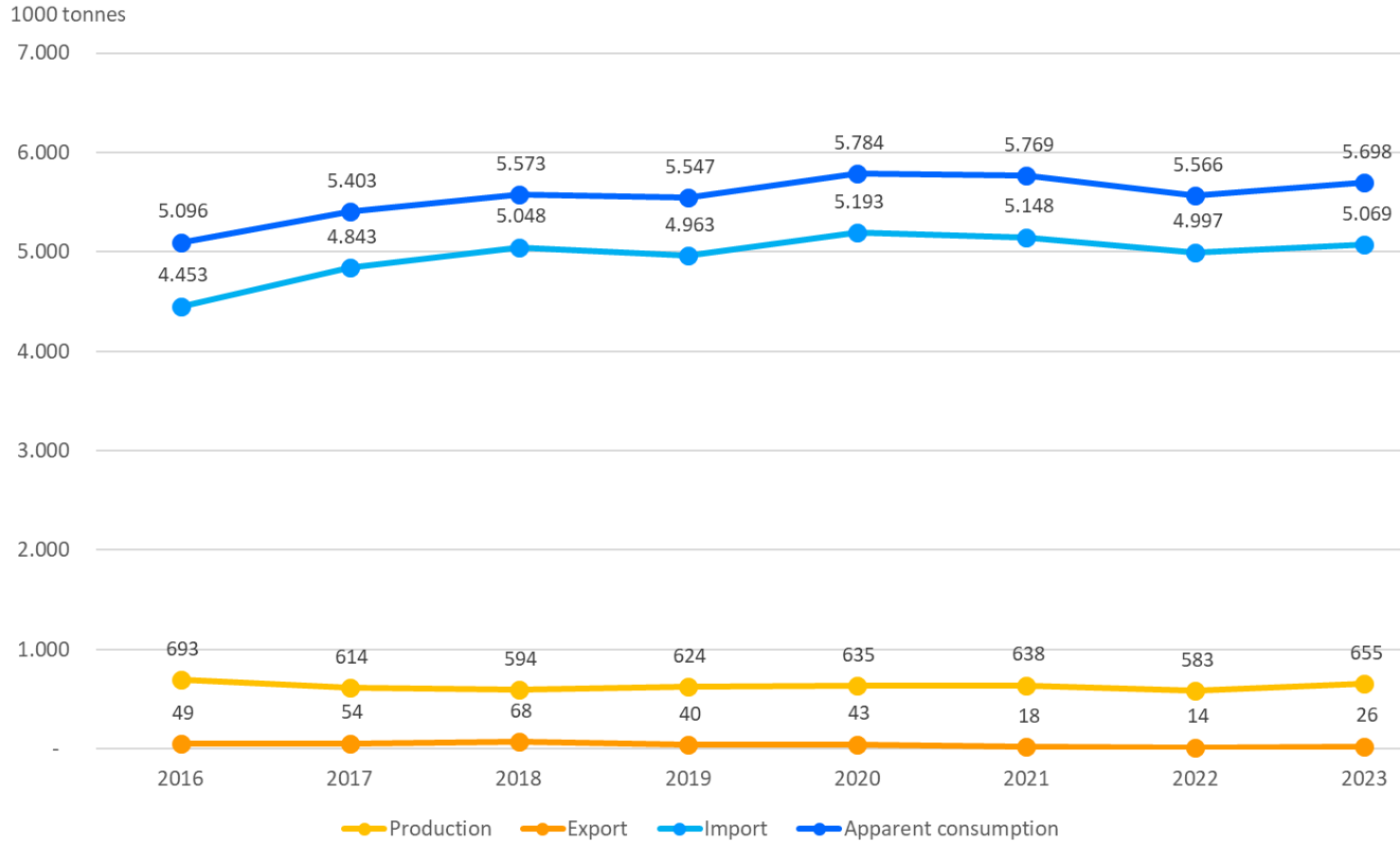
Disclaimer: We aim to improve data quality and provide as recent and accurate information as possible. However, Surveillance data are created on the basis of declarations that may be modified, corrected or deleted. Therefore, we cannot guarantee that information provided is free of errors or that it will not be amended. The European Commission accepts no responsibility with regard to such problems incurred as a result of using these data.

Banana imports from Latin America: Unit value



Sources: Eurostat Comext: Value of imports/quantity; CN codes 0803 90 10 (up to 2023), 0803 90 11 and 0803 90 19 (as of 2024); updated on 25 June 2024

Apparent consumption: Production and trade



Sources: Eurostat COMEXT; for production: Communications of Member States; updated on 25 June 2024



Thank you

e-mail: [AGRI- E2@ec.europa.eu](mailto:AGRI-E2@ec.europa.eu)