



EU banana market

European Commission
DG Agriculture and Rural
Development
Unit E2 Wine, spirits and
horticultural products

June 2024



EU PRODUCTION AND PRICES

(Member States' notifications of 15.06.2024)
Confirmed data: January – April 2024
Forecast: May - December 2024

This statistical document has been prepared by Unit E.2 of DG AGRI, in order to inform or stimulate discussion at the Committee for the CMO. It is a mere working document; some data may be missing or approximate.

Sources: Member States' notifications and EUROSTAT Comext

EU production Jan-Dec 2023

| | | Bananas produced in the Union and marketed in their region of production | | Bananas produced in the Union and marketed outside their region of production | | All production |
|------------|-------------------|--|----------------|--|-----------------|----------------|
| | | quantity (tonnes) | price* Euro/kg | quantity (tonnes) | price** Euro/kg | |
| Spain | Jan-Apr 2023 | 18.724 | 0,76 | 137.436 | 0,85 | 156.160 |
| | May-Aug 2023 | 17.207 | 0,78 | 109.771 | 0,89 | 126.978 |
| | Sep-Dec 2023 | 15.669 | 0,80 | 130.902 | 0,80 | 146.571 |
| | Total 2023 | 51.600 | 0,78 | 378.109 | 0,84 | 429.709 |
| Guadeloupe | Jan-Apr 2023 | 1.467 | 0,53 | 13.314 | 0,79 | 14.781 |
| | May-Aug 2023 | 1.104 | 0,37 | 22.615 | 0,67 | 23.719 |
| | Sep-Dec 2023 | 807 | 0,43 | 17.218 | 0,72 | 18.025 |
| | Total 2023 | 3.378 | 0,46 | 53.147 | 0,72 | 56.525 |
| Martinique | Jan-Apr 2023 | 975 | 0,45 | 38.228 | 0,77 | 39.203 |
| | May-Aug 2023 | 1.067 | 0,50 | 53.127 | 0,71 | 54.194 |
| | Sep-Dec 2023 | 1.709 | 0,64 | 42.398 | 0,72 | 44.107 |
| | Total 2023 | 3.751 | 0,55 | 133.753 | 0,73 | 137.504 |
| France | Jan-Apr 2023 | 2.442 | 0,50 | 51.542 | 0,78 | 53.984 |
| | May-Aug 2023 | 2.171 | 0,44 | 75.742 | 0,70 | 77.913 |
| | Sep-Dec 2023 | 2.516 | 0,57 | 59.616 | 0,72 | 62.132 |
| | Total 2023 | 7.129 | 0,51 | 186.900 | 0,73 | 194.029 |
| Portugal | Jan-Apr 2023 | 1.726 | 0,83 | 4.392 | 1,57 | 6.118 |
| | May-Aug 2023 | 1.865 | 0,88 | 9.149 | 0,84 | 11.014 |
| | Sep-Dec 2023 | 2.014 | 0,83 | 8.067 | 0,97 | 10.081 |
| | Total 2023 | 5.605 | 0,85 | 21.608 | 1,04 | 27.213 |
| Cyprus | Jan-Apr 2023 | 1.151 | 0,46 | 43 | 0,46 | 1.194 |
| | May-Aug 2023 | 146 | 0,49 | - | | 146 |
| | Sep-Dec 2023 | 817 | 0,43 | 60 | | 877 |
| | Total 2023 | 2.114 | 0,45 | 103 | 0,19 | 2.217 |
| Greece | Jan-Apr 2023 | 413 | 1,03 | 110 | 1,08 | 523 |
| | May-Aug 2023 | 348 | 1,01 | 90 | 1,03 | 438 |
| | Sep-Dec 2023 | 283 | 1,02 | 105 | 1,04 | 388 |
| | Total 2023 | 1.044 | 1,02 | 305 | 1,05 | 1.349 |
| Total EU | Jan-Apr 2023 | 24.456 | 0,73 | 193.523 | 0,85 | 217.979 |
| | May-Aug 2023 | 21.737 | 0,76 | 194.752 | 0,81 | 216.489 |
| | Sep-Dec 2023 | 21.298 | 0,77 | 198.750 | 0,78 | 220.048 |
| | Total 2023 | 67.491 | 0,75 | 587.024 | 0,81 | 654.515 |

* Average selling price of green bananas on the local market.

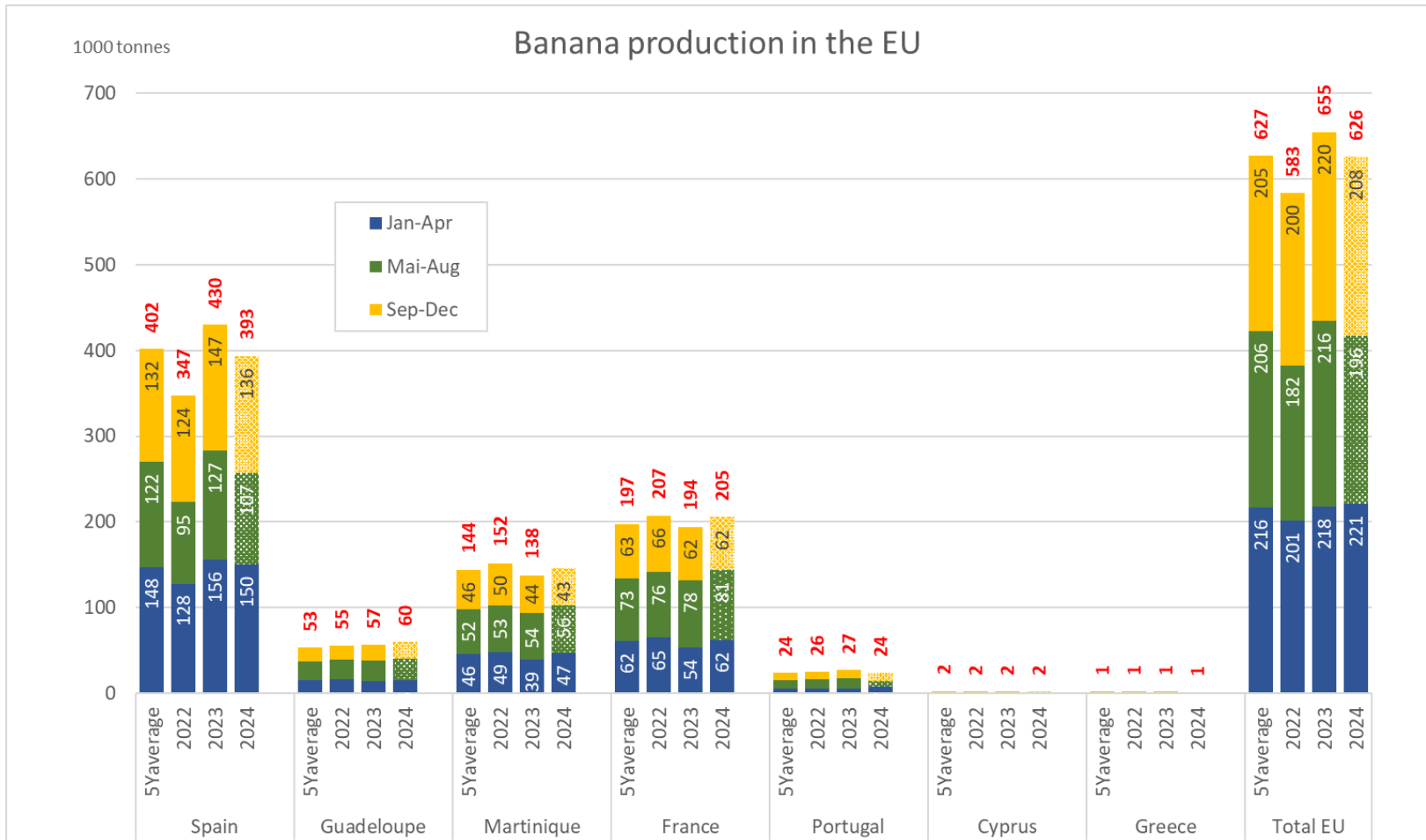
** Average selling price at the stage of delivery at the first port of unloading (goods not unloaded).

EU production forecast Jan-Dec 2024

| | | Bananas produced in the Union and marketed in their region of production | | Bananas produced in the Union and marketed outside their region of production | | All production |
|------------|--------------|--|----------------|--|-----------------|----------------|
| | | quantity (tonnes) | price* Euro/kg | quantity (tonnes) | price** Euro/kg | |
| Spain | Jan-Apr 2024 | 18.404 | 0,88 | 131.590 | 0,99 | 149.994 |
| | May-Aug 2024 | 17.000 | 1,20 | 90.000 | 1,60 | 107.000 |
| | Sep-Dec 2024 | 16.000 | 0,80 | 120.000 | 0,90 | 136.000 |
| | Total 2024 | 51.404 | 0,96 | 341.590 | 1,12 | 392.994 |
| Guadaloupe | Jan-Apr 2024 | 1.311 | 0,46 | 14.366 | 0,74 | 15.677 |
| | May-Aug 2024 | 1.000 | 0,35 | 24.000 | 0,65 | 25.000 |
| | Sep-Dec 2024 | 1.000 | 0,40 | 18.000 | 0,70 | 19.000 |
| | Total 2024 | 3.311 | 0,41 | 56.366 | 0,69 | 59.677 |
| Martinique | Jan-Apr 2024 | 936 | 0,46 | 45.826 | 0,74 | 46.762 |
| | May-Aug 2024 | 1.000 | 0,46 | 55.291 | 0,65 | 56.291 |
| | Sep-Dec 2024 | 1.000 | 0,46 | 41.711 | 0,70 | 42.711 |
| | Total 2024 | 2.936 | 0,46 | 142.828 | 0,69 | 145.764 |
| France | Jan-Apr 2024 | 2.247 | 0,46 | 60.192 | 0,74 | 62.439 |
| | May-Aug 2024 | 2.000 | 0,41 | 79.291 | 0,65 | 81.291 |
| | Sep-Dec 2024 | 2.000 | 0,43 | 59.711 | 0,70 | 61.711 |
| | Total 2024 | 6.247 | 0,43 | 199.194 | 0,69 | 205.441 |
| Portugal | Jan-Apr 2024 | 1.982 | 0,89 | 5.330 | 1,54 | 7.312 |
| | May-Aug 2024 | 2.299 | 0,89 | 5.178 | 1,59 | 7.477 |
| | Sep-Dec 2024 | 2.070 | 0,85 | 7.330 | 1,11 | 9.400 |
| | Total 2024 | 6.351 | 0,88 | 17.838 | 1,38 | 24.189 |
| Cyprus | Jan-Apr 2024 | 951 | 0,42 | 24 | 0,42 | 974 |
| | May-Aug 2024 | 120 | 0,43 | - | - | 120 |
| | Sep-Dec 2024 | 1.000 | 0,45 | - | - | 1.000 |
| | Total 2024 | 2.071 | 0,44 | 24 | 0,42 | 2.094 |
| Greece | Jan-Apr 2024 | 326 | 1,04 | 105 | 1,09 | 431 |
| | May-Aug 2024 | 205 | 0,99 | 75 | 1,02 | 280 |
| | Sep-Dec 2024 | 260 | 1,06 | 85 | 1,13 | 345 |
| | Total 2024 | 791 | 1,03 | 265 | 1,08 | 1.056 |
| Total EU | Jan-Apr 2024 | 23.909 | 0,83 | 197.241 | 0,93 | 221.150 |
| | May-Aug 2024 | 21.624 | 1,09 | 174.544 | 1,17 | 196.168 |
| | Sep-Dec 2024 | 21.330 | 0,76 | 187.126 | 0,84 | 208.456 |
| | Total 2024 | 66.863 | 0,89 | 558.911 | 0,97 | 625.774 |

* Average selling price of green bananas on the local market.

** Average selling price at the stage of delivery at the first port of unloading (goods not unloaded).



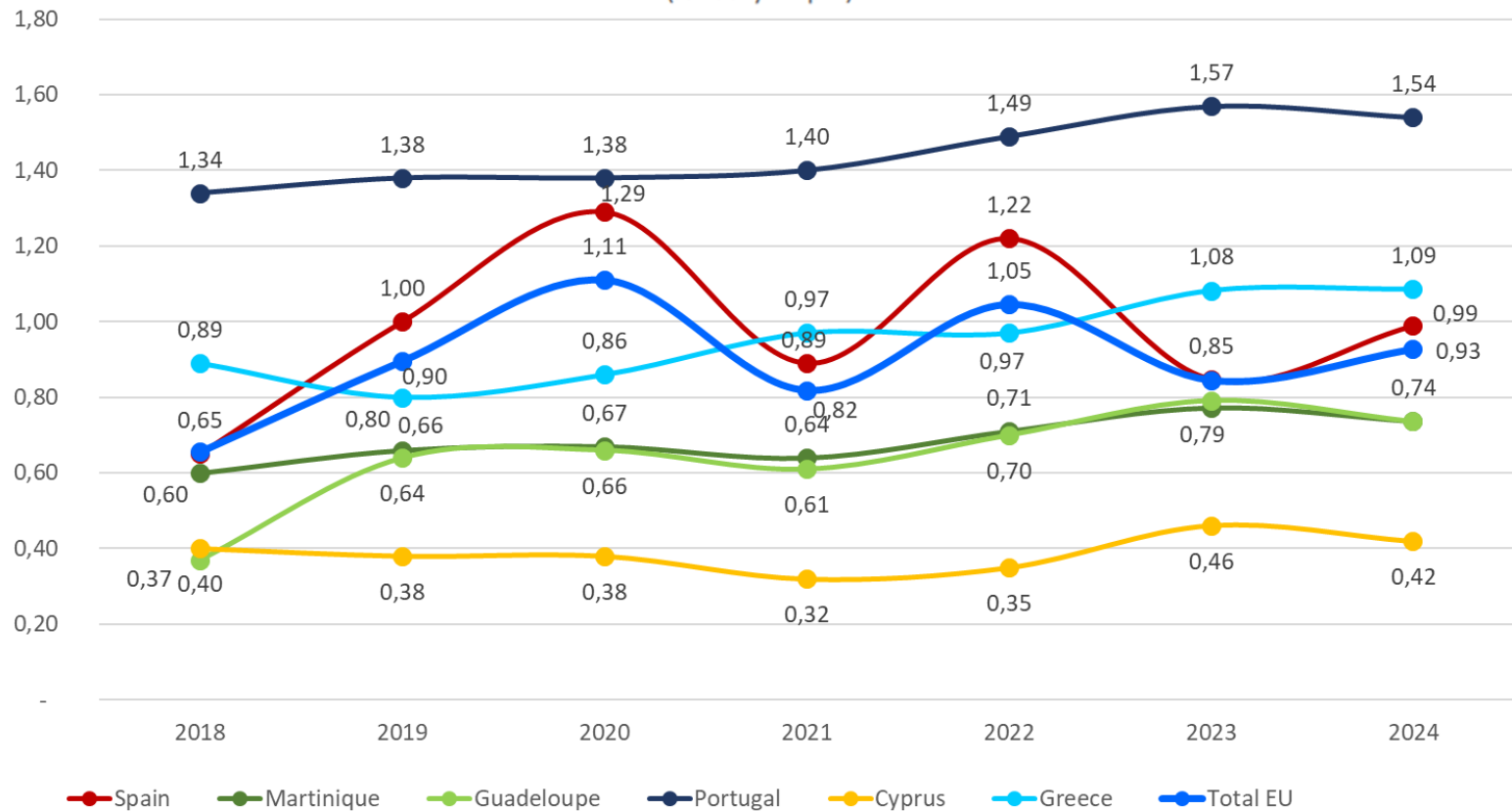
Source: Communication of Member States, hatched areas: forecast; last update 15 June 2024



European
Commission

Prices of banana produced in the EU and marketed outside their region of production prices at the first port of unloading (goods not unloaded) (January - April)

EUR/kg



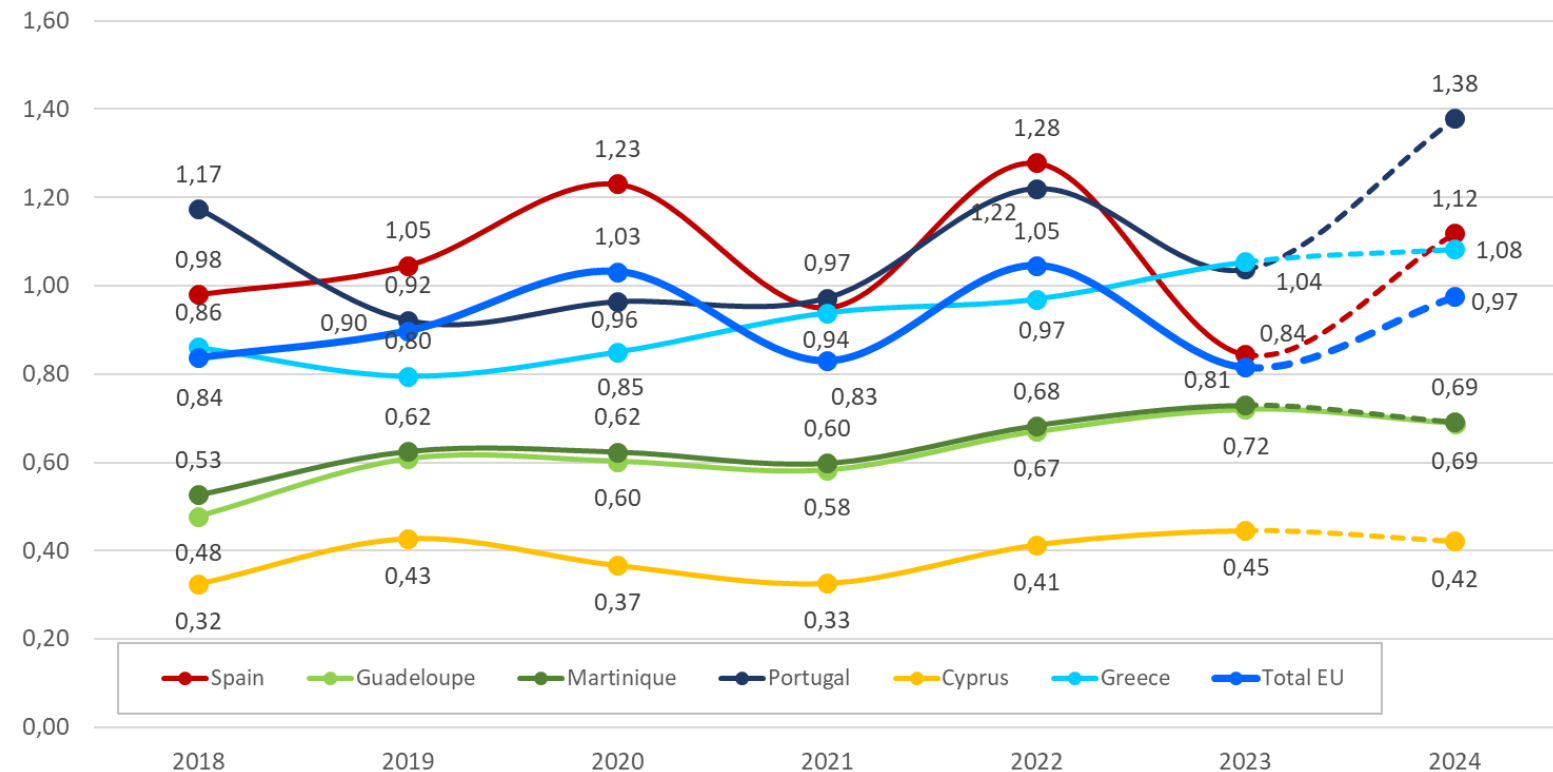
Source: Communications of Member States; 2024 forecast by Member States

Prices of bananas produced in the EU and marketed outside their region of production

Prices at the first port of unloading (goods not unloaded)

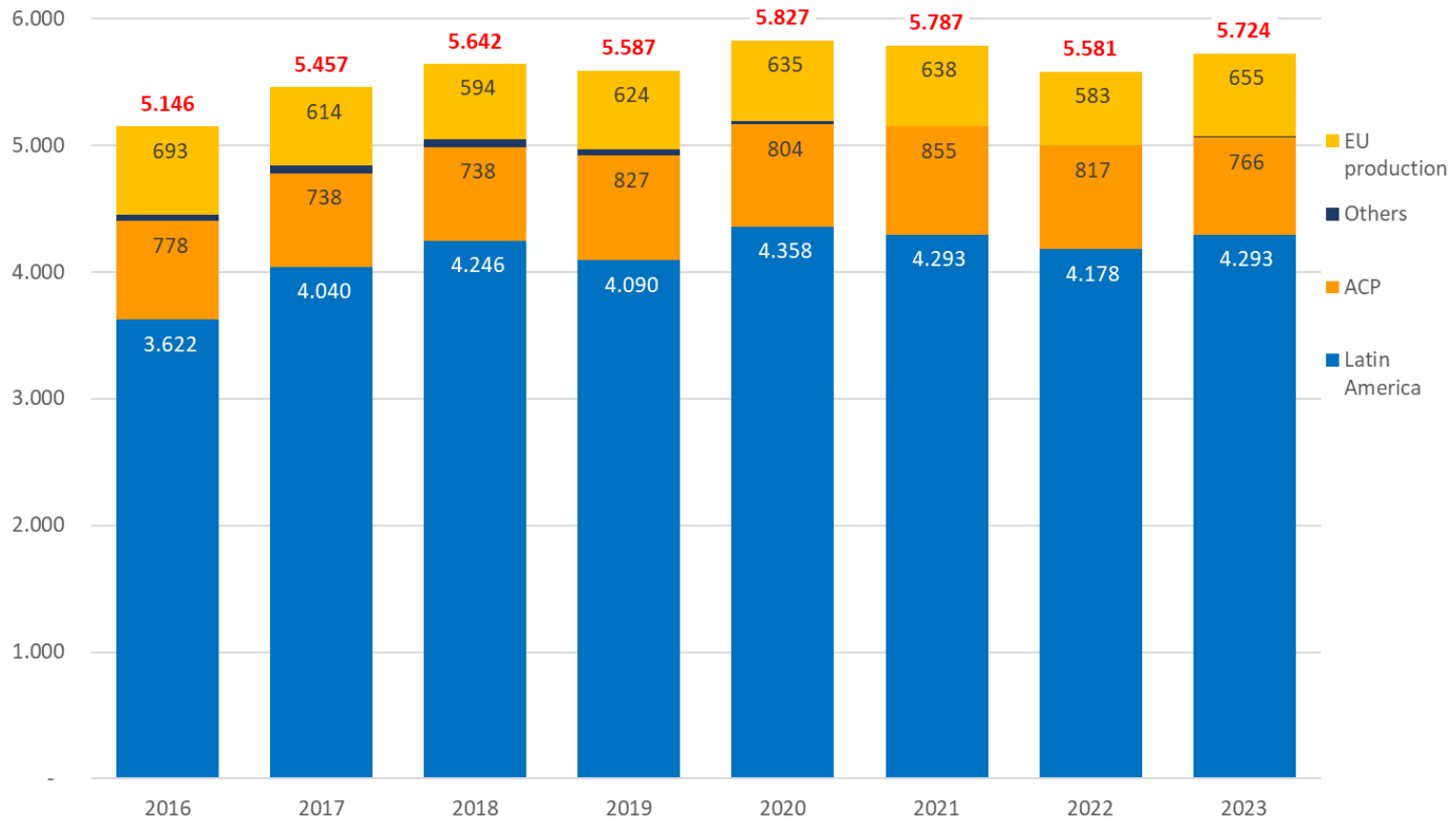
January-December

EUR/kg



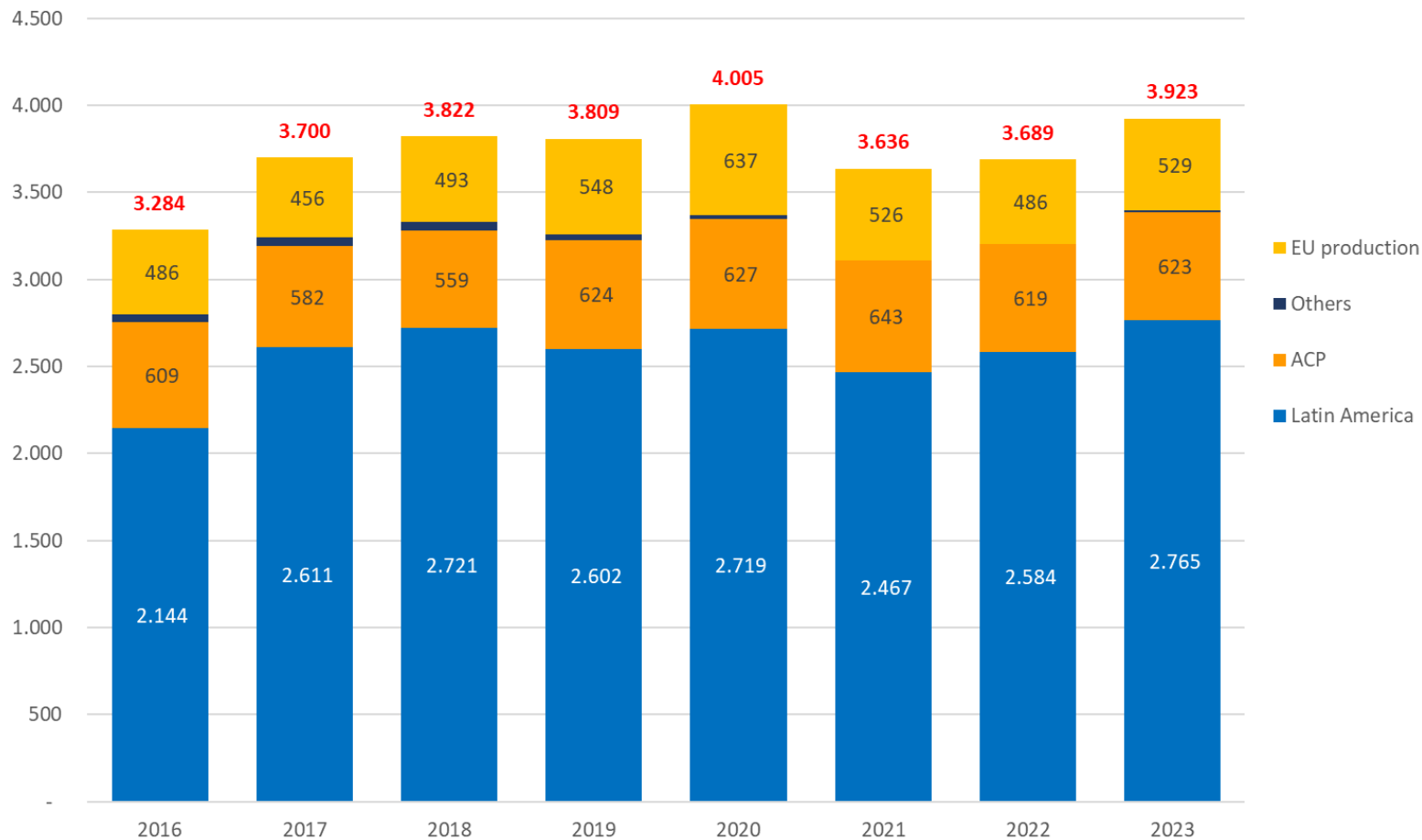
Source: Communications of Member States; 2024 forecast by Member States; updated 15 June 2024

Supply of bananas in the EU 27 (1000 tonnes)



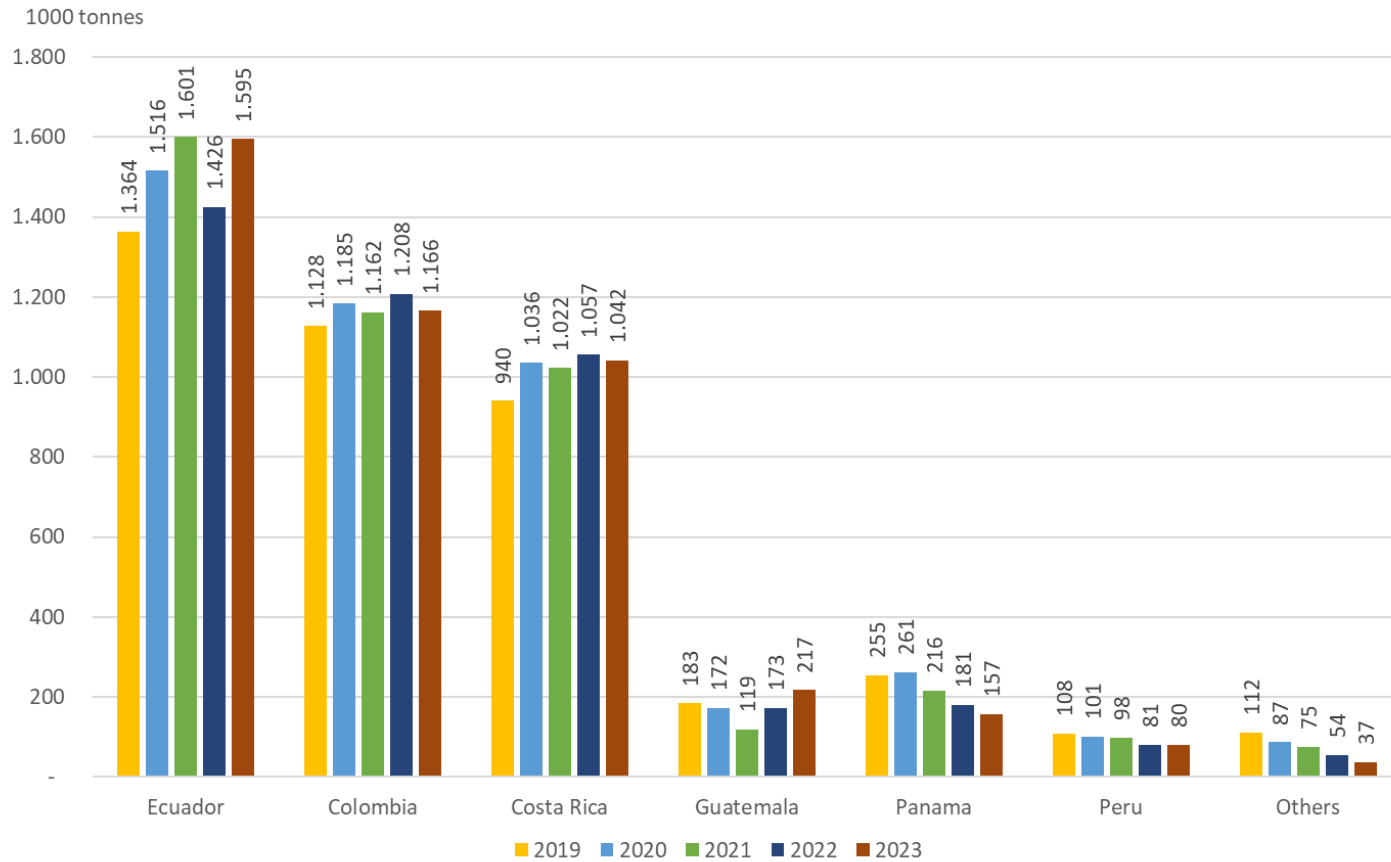
Source: Eurostat Comext; for EU production: Communication from Member States; updated 25 June 2024

Supply of bananas in the EU 27 (million Euros)



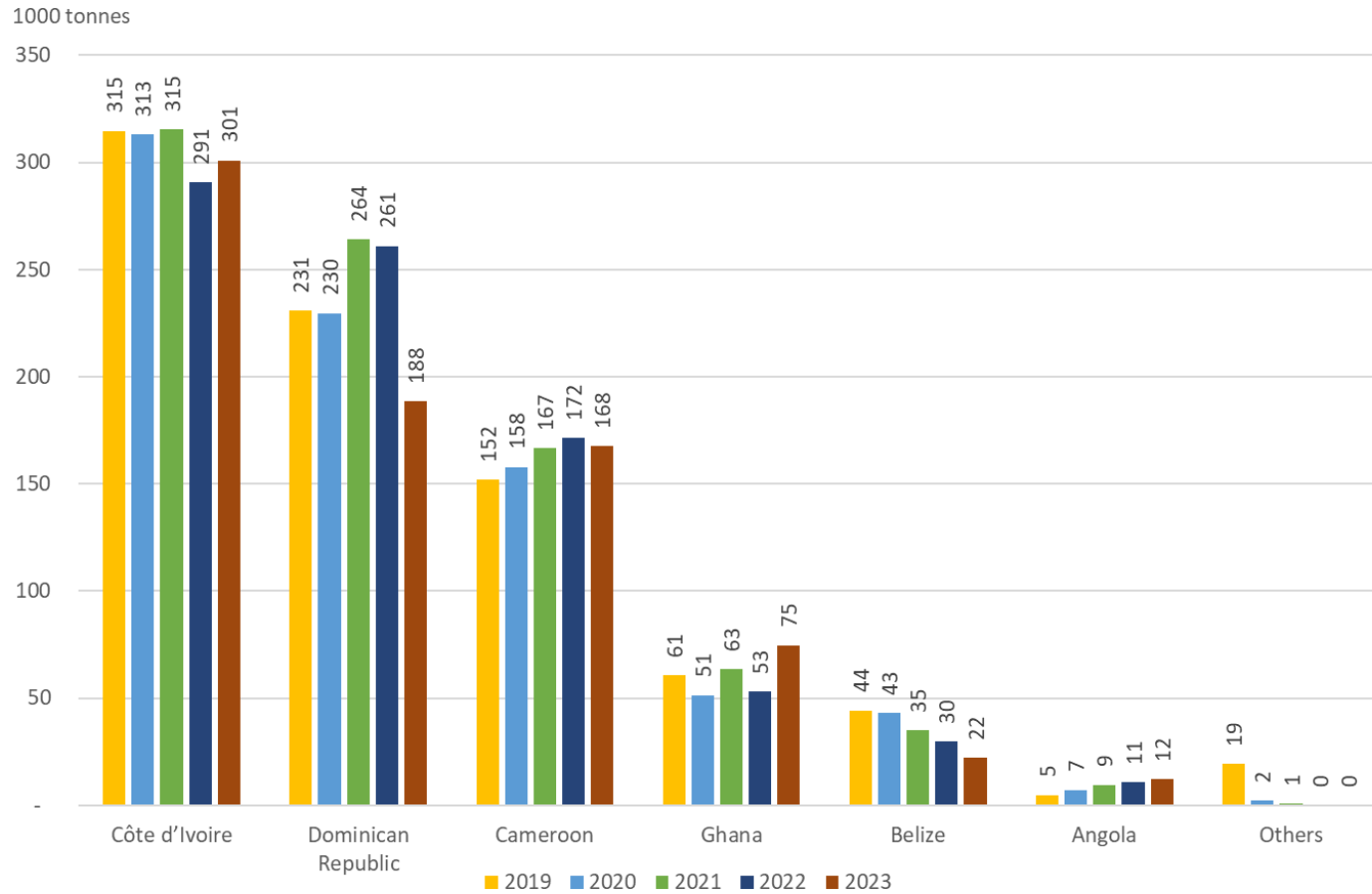
Source: Eurostat Comext; for EU production: Communication of Member States; updated on 25 June 2024

Banana imports from Latin America



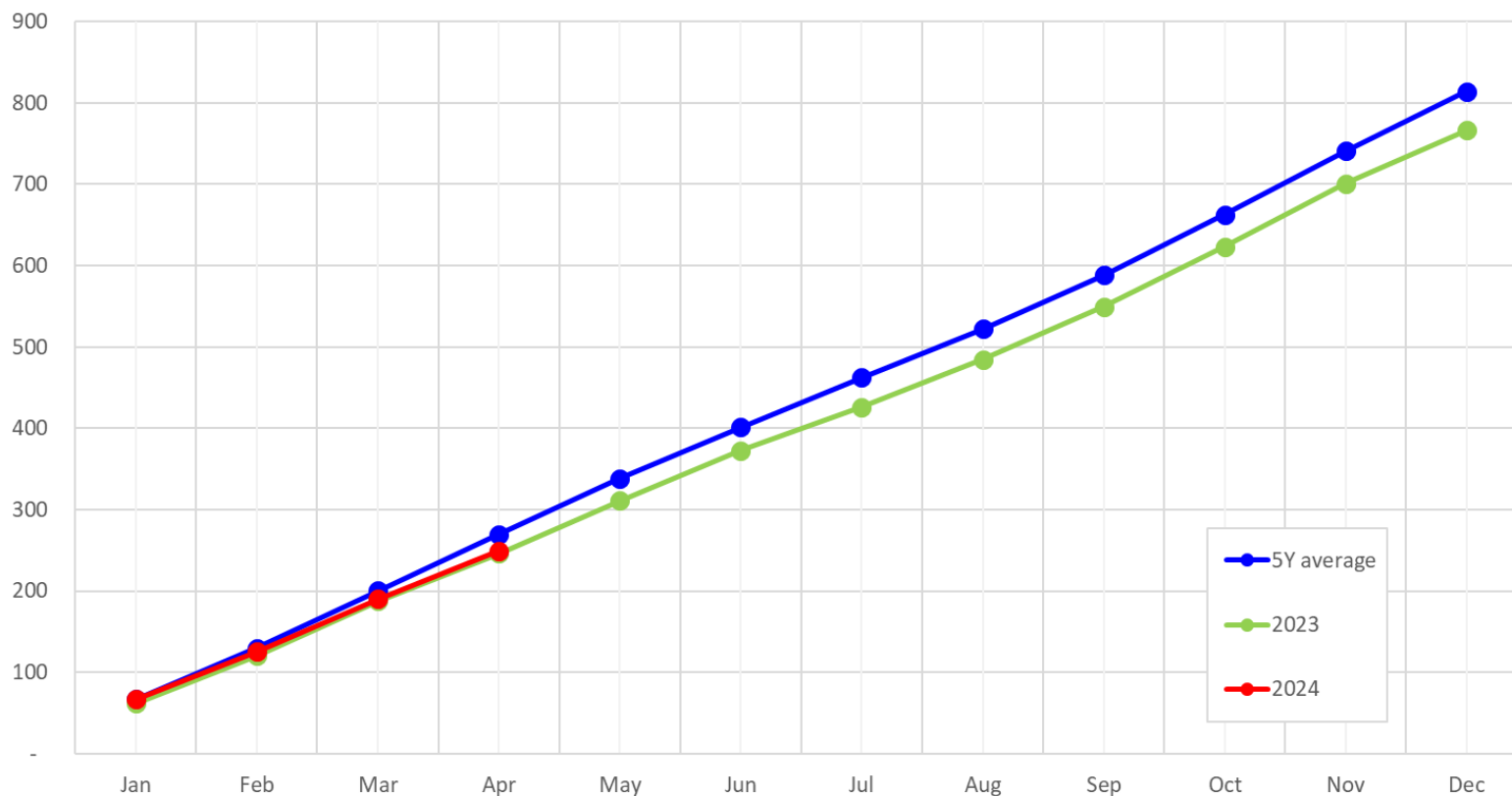
Source: Eurostat COMEXT

Banana imports from ACP countries



Source: Eurostat COMEXT

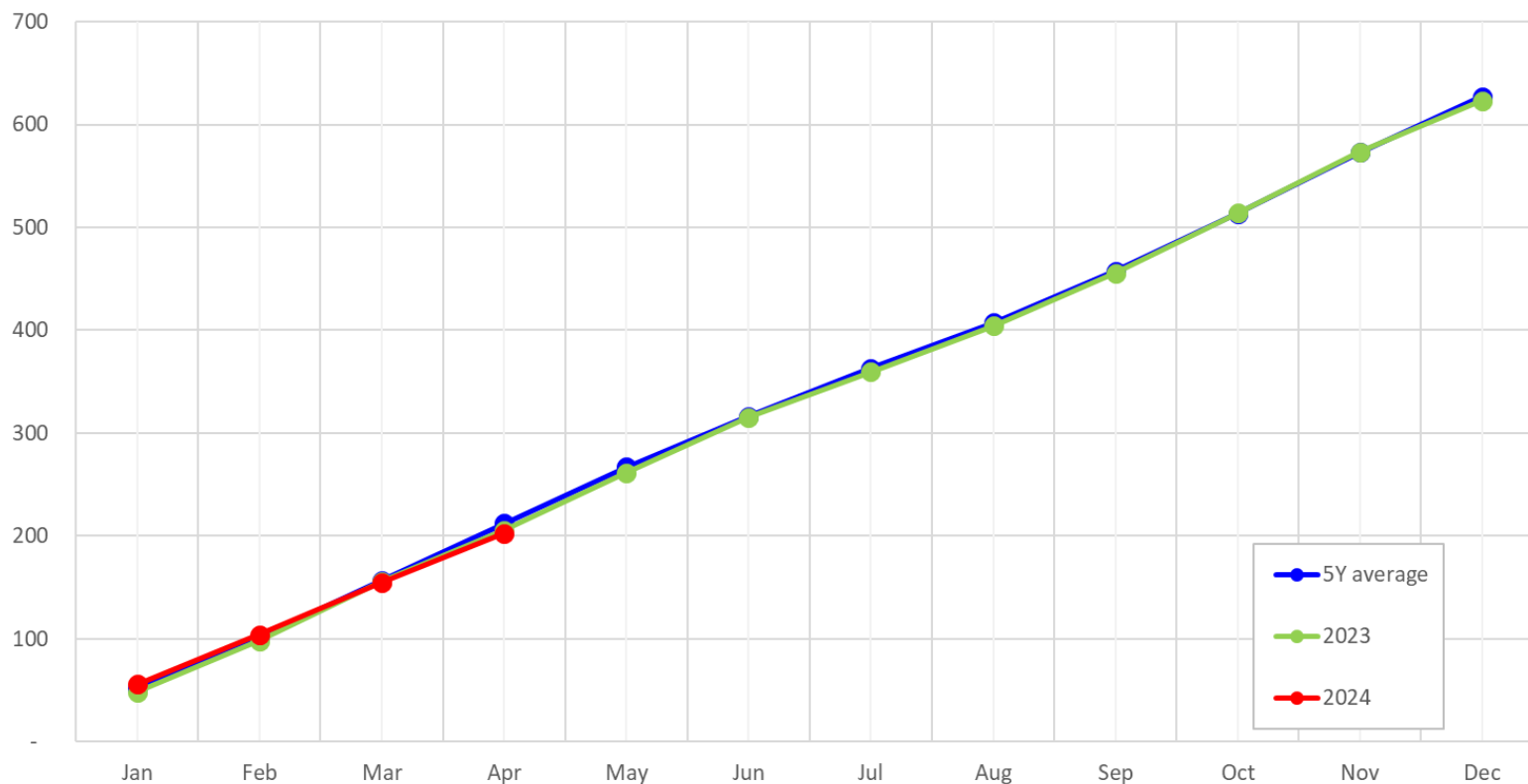
Monthly banana imports from ACP countries (1000 tonnes, cumulated)



Sources: Eurostat Comext; CN codes 0803 90 10 (up to 2023), 0803 90 11 and 0803 90 19 (as of 2024); updated on 25 June 2024

Disclaimer: We aim to improve data quality and provide as recent and accurate information as possible. However, Surveillance data are created on the basis of declarations that may be modified, corrected or deleted. Therefore, we cannot guarantee that information provided is free of errors or that it will not be amended. The European Commission accepts no responsibility with regard to such problems incurred as a result of using these data.

Monthly banana imports from ACP countries (million Euros, cumulated)

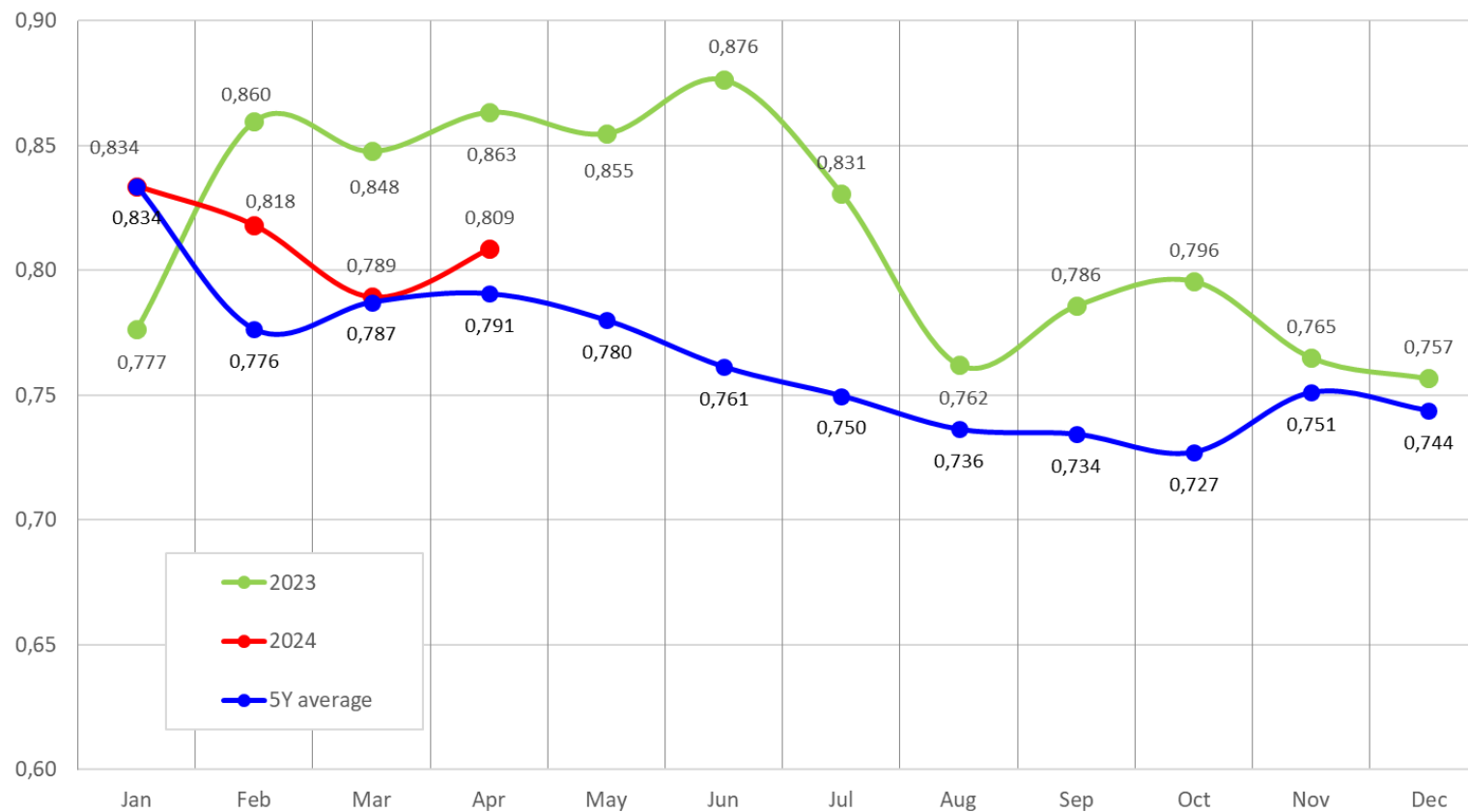


Sources: Eurostat Comext; CN codes 0803 90 10 (up to 2023), 0803 90 11 and 0803 90 19 (as of 2024); updated on 25 June 2024

Disclaimer : We aim to improve data quality and provide as recent and accurate information as possible. However, Surveillance data are created on the basis of declarations that may be modified, corrected or deleted. Therefore, we cannot guarantee that information provided is free of errors or that it will not be amended. The European Commission accepts no responsibility with regard to such problems incurred as a result of using these data.

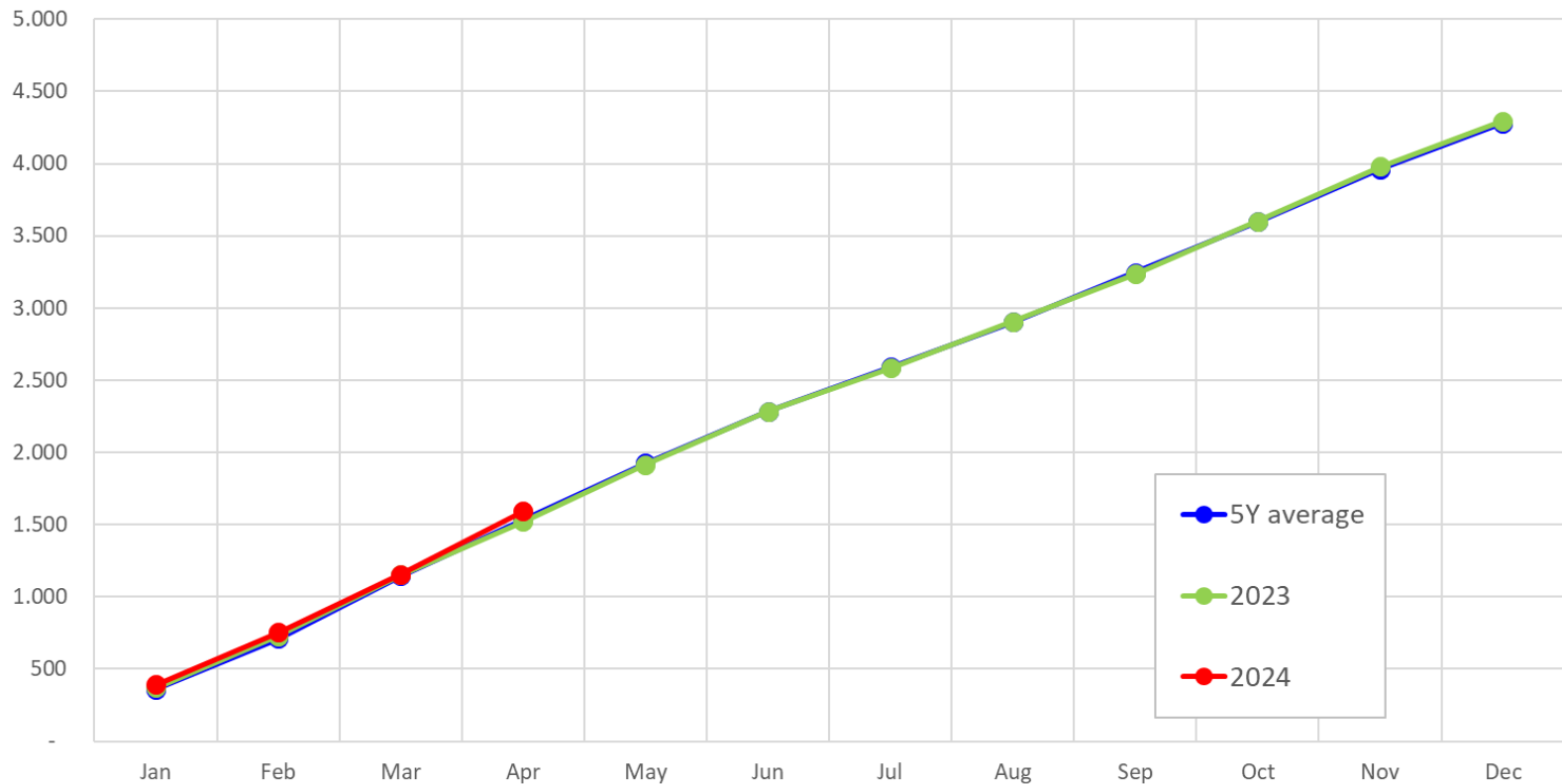
Banana imports from ACP countries: Unit value

EUR/kg



Sources: Eurostat Comext: Value of imports/quantity; CN codes 0803 90 10 (up to 2023), 0803 90 11 and 0803 90 19 (as of 2024); updated on 25 June 2024

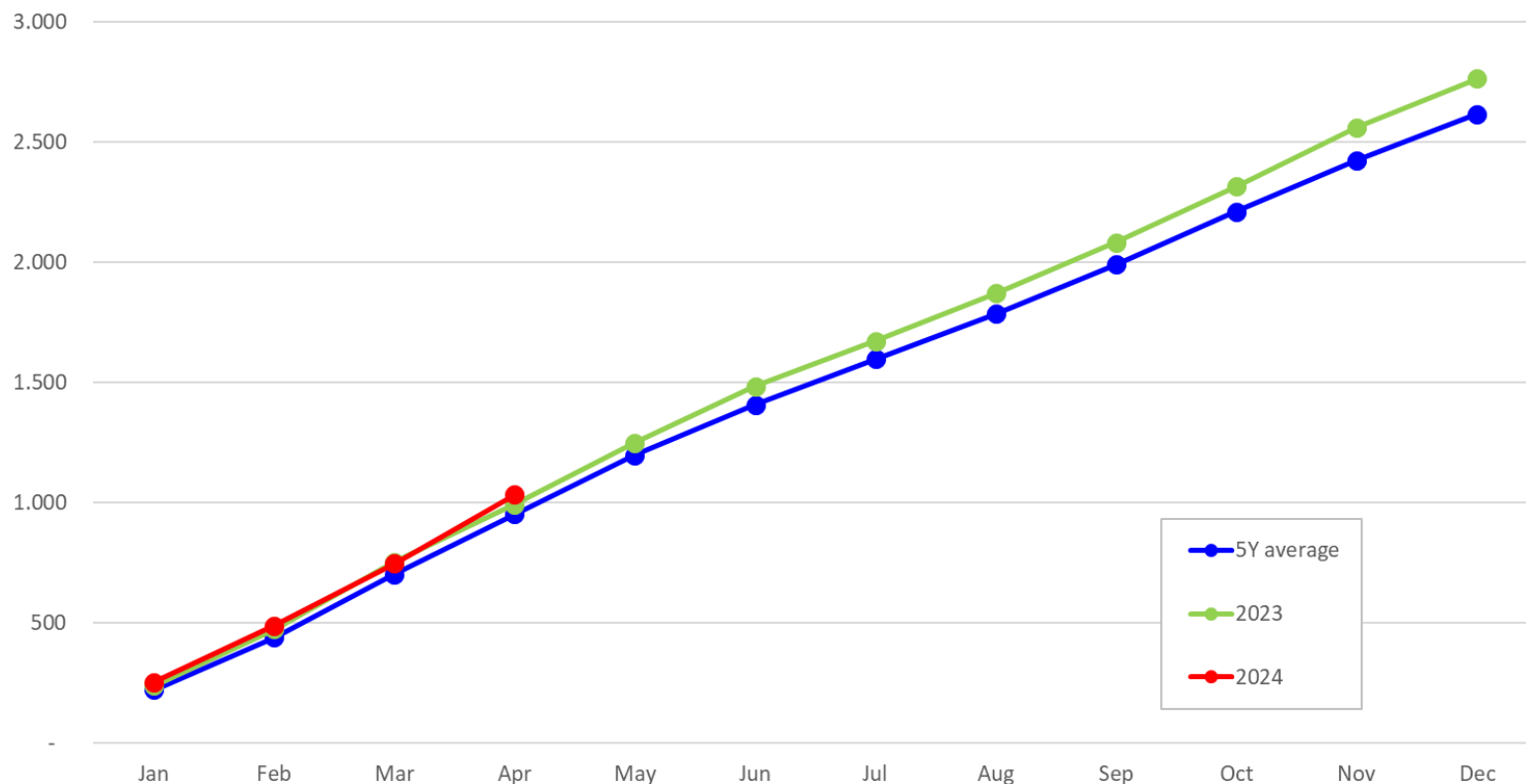
Monthly banana imports from Latin America (1000 tonnes, cumulated)



Sources: Eurostat Comext; CN codes 0803 90 10 (up to 2023), 0803 90 11 and 0803 90 19 (as of 2024); updated on 25 June 2024

Disclaimer: We aim to improve data quality and provide as recent and accurate information as possible. However, Surveillance data are created on the basis of declarations that may be modified, corrected or deleted. Therefore, we cannot guarantee that information provided is free of errors or that it will not be amended. The European Commission accepts no responsibility with regard to such problems incurred as a result of using these data.

Monthly banana imports from Latin America (million Euros, cumulated)

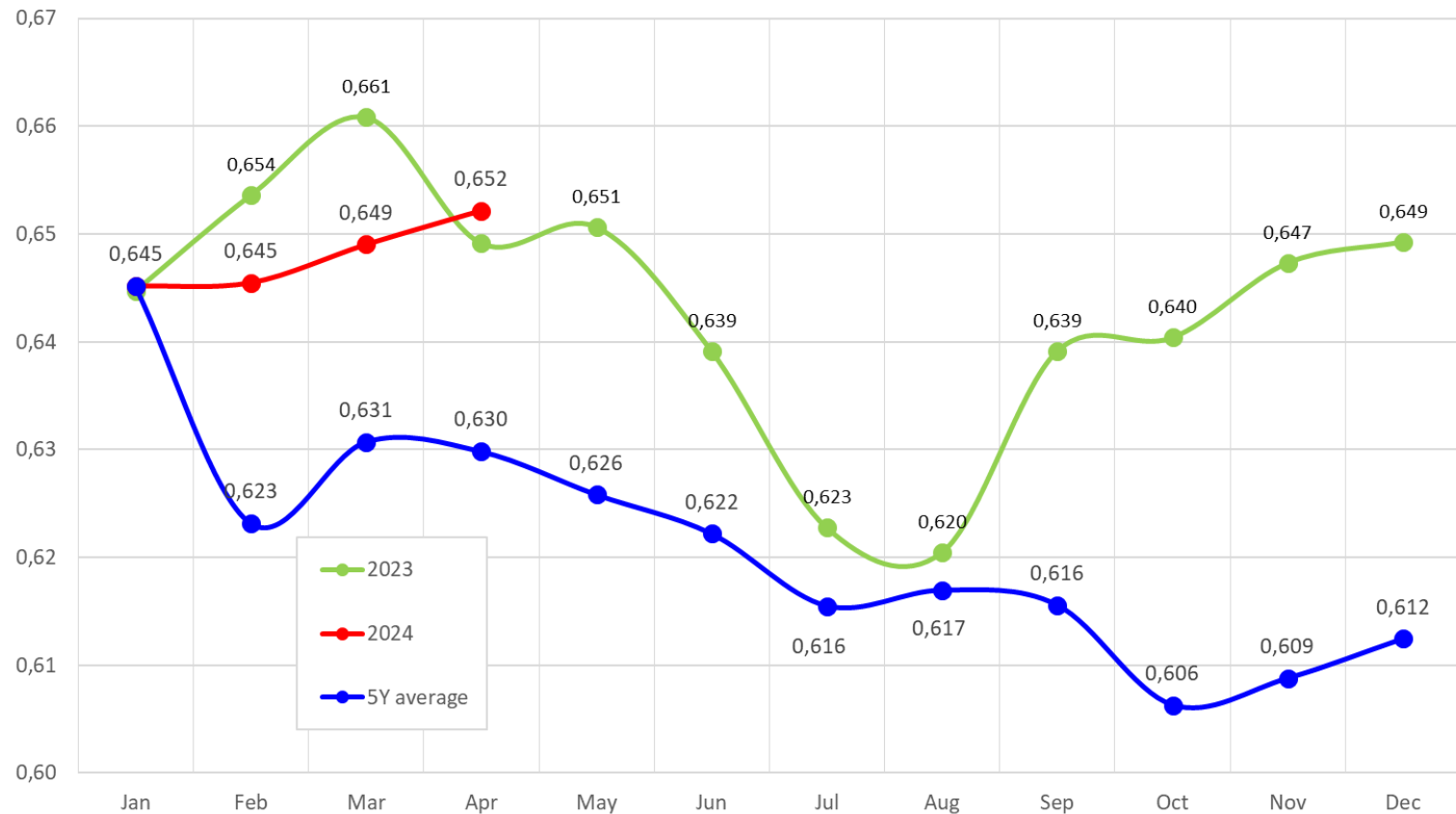


Sources: Eurostat Comext; CN codes 0803 90 10 (up to 2023), 0803 90 11 and 0803 90 19 (as of 2024); updated on 25 June 2024

Disclaimer: We aim to improve data quality and provide as recent and accurate information as possible. However, Surveillance data are created on the basis of declarations that may be modified, corrected or deleted. Therefore, we cannot guarantee that information provided is free of errors or that it will not be amended. The European Commission accepts no responsibility with regard to such problems incurred as a result of using these data.

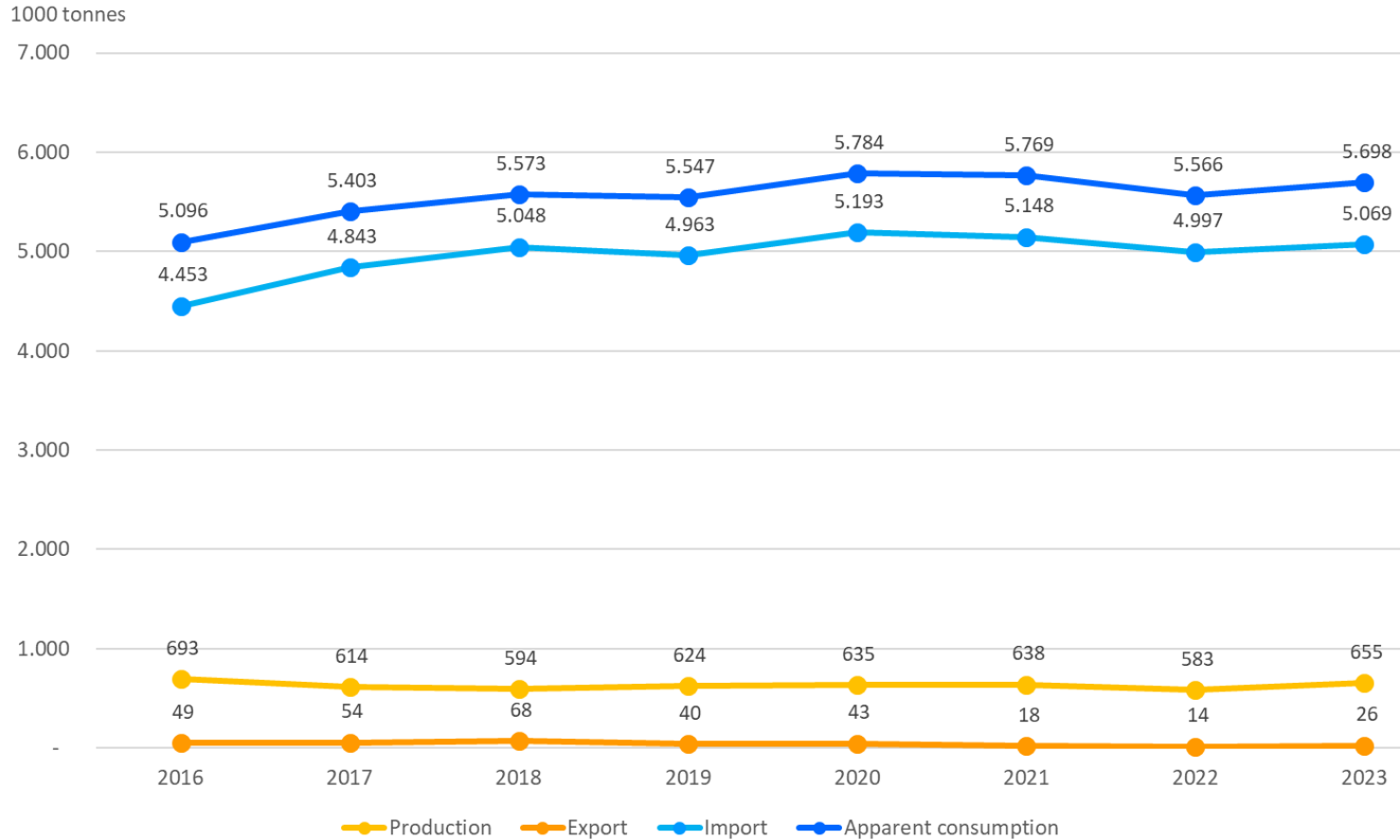
Banana imports from Latin America: Unit value

EUR/kg



Sources: Eurostat Comext: Value of imports/quantity; CN codes 0803 90 10 (up to 2023), 0803 90 11 and 0803 90 19 (as of 2024); updated on 25 June 2024

Apparent consumption: Production and trade



Sources: Eurostat COMEXT; for production: Communications of Member States; updated on 25 June 2024



Thank you

e-mail: [AGRI- E2@ec.europa.eu](mailto:AGRI-E2@ec.europa.eu)