



Wine National Support Programs

Expenditure up to 15 October 2020 (updated December 2020)



**Execution of the wine national support programmes
situation: 15 October 2020***

Member State	National Support Programmes												TOTAL	Ceiling**	Execution Rate 10/2020
	Promotion	Restructuring and conversion	Green harvesting	Harvest Insurance	Investment	By product distillation	Innovation	Replanting following grubbing up	Crisis distillation	Crisis storage	Mutual Funds				
(1)	5020908000014-17	5020908000018-19	50209080000022	50209080000023	50209080000024-25	50209080000026-27	50209080000028-29	50209080000030-31	50209080000032-33	50209080000034-35	50209080000036	(13)	(14)	(15)=(13)/(14)	
BG	0	4 328 306	888 582	112 596	6 483 657	0		0	0	1 476 367		13 289 508	26 762 000	49,7%	
CZ	0	2 953 807			1 760 257	0		0	0	0		4 714 064	5 155 000	91,4%	
DE	3 388 344	18 398 429		141 274	15 979 424	0		0	0	0		37 907 472	38 895 000	97,5%	
EL	130 861	7 921 349	1 005 998		2 661 038	0		0	6 079 213	0		17 798 459	23 963 000	74,3%	
ES	27 746 838	38 776 187	3 983 393		31 560 274	29 260 800		0	62 829 161	16 175 346		210 332 000	210 332 000	100,0%	
FR	20 599 475	63 412 249			54 016 940	15 516 334		0	126 999 998	0		280 544 996	280 545 000	100,0%	
HR	118 089	773 208			3 211 674	0		0	4 963 560	1 021 426		10 087 958	10 832 000	93,1%	
IT	89 770 542	119 432 027	14 751 293	129	67 033 725	15 831 059		3 488	13 945 837	0		320 768 101	336 997 000	95,2%	
CY	0	2 593 455	1 288 276		755 573	0	8 673	0	0	0		4 645 976	4 646 000	100,0%	
LT												0	45 000	0,0%	
HU	0	18 160 480	6 147 366		0	1 283 478		0	1 670 233	0		27 261 557	29 103 000	93,7%	
AT	3 604 826	2 185 253			4 598 105	0		0	3 299 816	0		13 688 000	13 688 000	100,0%	
PT	11 114 241	30 961 644		7 142 712	0	5 298 425		0	8 291 988	2 385 876		65 194 886	65 208 000	100,0%	
RO	145 911	10 932 118		1 053 724	6 271 505	0		23 581	19 103 212	0		37 530 050	47 700 000	78,7%	
SI	453 267	3 614 254	250 993		0	0		0	619 586	69 985		5 008 086	5 045 000	99,3%	
SK	89 721	4 443 542		199 034	351 524	0		0	0	0		5 083 821	5 085 000	100,0%	
	157 162 117	328 886 308	28 315 902	8 649 468	194 683 696	67 190 096	8 673	27 069	247 802 605	21 129 000	0,00	1 053 854 933	1 104 001 000	95,5%	

95,5%

2

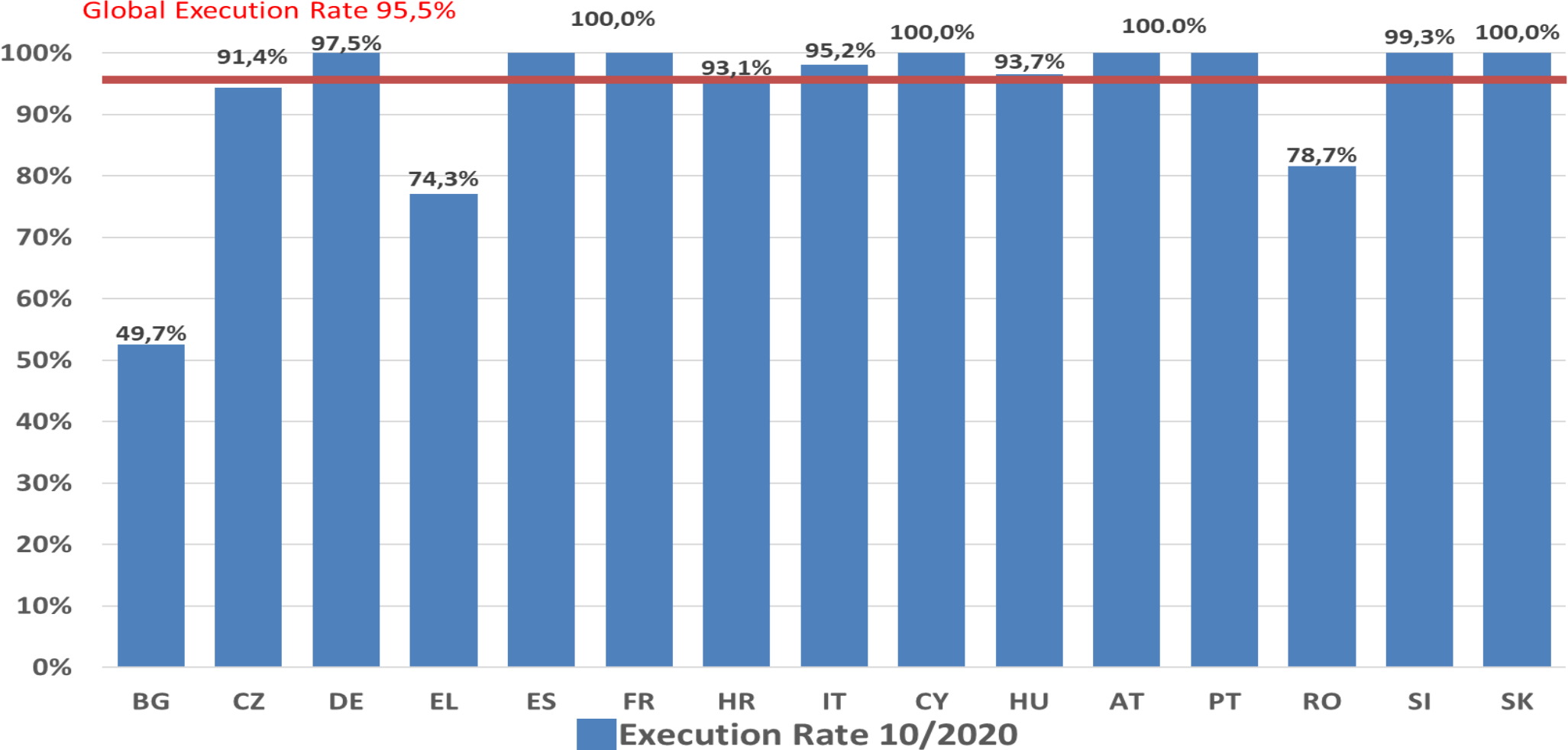
* This summary gives the cumulative sum (provisional AGRI R.4 figures) of the monthly expenditures in euros reported by the Member States to the Commission by the 12th day of each month (Table 104; exception for October expenditure where reports are sent by 27th October), as stipulated in Article 10(1)(b) of Regulation (EC) No 908/2014. Only those measures are displayed for which payment has been made by at least one Member State.

** Budget of the Member States for the support programmes for 2020, as laid down in Annex VI to Regulation (EC) No 1308/2013



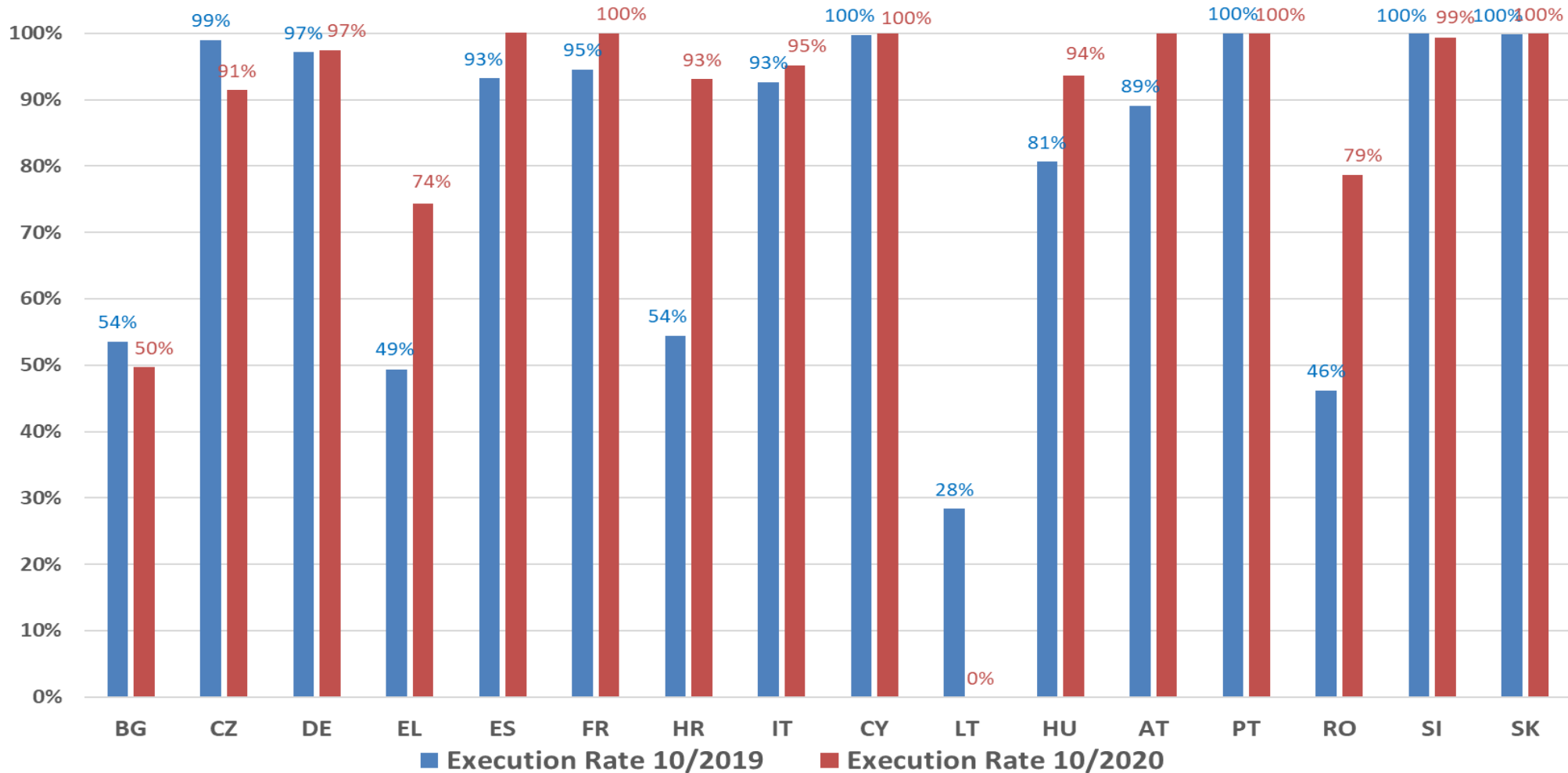
Wine National Support Programmes
Percentage Execution of Financial Ceilings
(up to 15 October 2020)

Global Execution Rate 95,5%



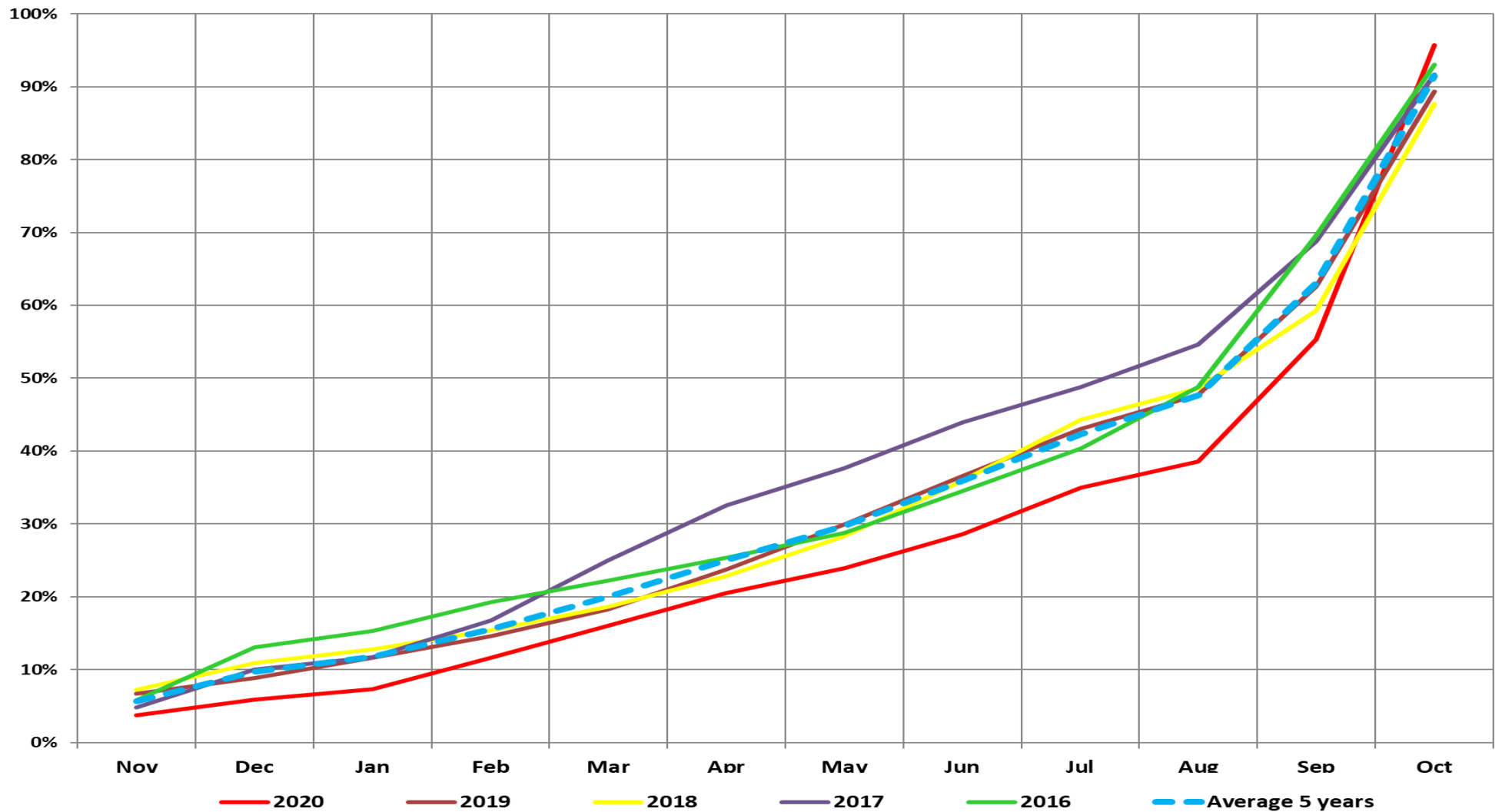


Wine National Support Programmes Execution % Financial ceilings Comparison October 2019 to 2020





Wine national support programmes - comparison 2016/2017/2018/2019/2020



Wine supporting programme: expenditure % of financial ceiling

