



EUROPEAN COMMISSION

Brussels, 5.9.2012
SWD(2012) 251 final

Part II

COMMISSION STAFF WORKING DOCUMENT

Accompanying the document

**REPORT FROM THE COMMISSION TO THE EUROPEAN PARLIAMENT AND
THE COUNCIL**

**5th FINANCIAL REPORT FROM THE COMMISSION TO THE EUROPEAN
PARLIAMENT AND THE COUNCIL on the EUROPEAN AGRICULTURAL
GUARANTEE FUND
2011 FINANCIAL YEAR**

ANNEXES

{COM(2012) 484 final}

ANNEXES

General

1. EAGF budgetary procedure for 2011
2. Part of ex-EAGGF-Guarantee & of EAGF budget in the EU budget, 2005 to 2011

Cash position and management of appropriations

3. Summary of outturn for 2011
4. Monthly reimbursements to Member States in the 2011 financial year
5. Centralised direct payments by the European Commission in the 2011 financial year. Part I (Differentiated Appropriations)
6. Centralised direct payments by the European Comm. in the 2011 financial year. Part II (Non-Differentiated Appropriations)

Budget outturn

7. EAGF 2011 Analysis of budget execution – Summary Table
8. EAGF 2011 Analysis of budget execution – Detailed Table
9. EAGF 2011 Analysis of execution of assigned revenue C4
10. EAGF 2011 Analysis of execution of assigned revenue C5
11. EAGF 2011 Veterinary & Plant Health measures- Budget execution financed by EAGF
12. EAGF 2011 Veterinary & Plant Health measures- Budget execution by MS financed by EAGF
13. EAGF 2011 Expenditure for direct aids by measure and by Member State
14. EAGF 2011 Expenditure for export refunds by Member State
15. EAGF 2011 Expenditure for intervention in storage
16. EAGF 2011 Expenditure by item and by Member State
17. EAGF 2011 Breakdown of expenditure by type
18. EAGF 2011 Expenditure by sector according to the economic nature of the measures
19. EAGF 2011 Quantity & value of products in public intervention stores
20. Evolution of EAGF Expenditure by article of the budget. Financial years 2007 to 2011
21. Evolution of EAGF Expenditure by sector and type of action. Financial years 2007 to 2011
22. Evolution of EAGF Expenditure by sector. Summary table. Financial years 2007 to 2011
23. Evolution of EAGF Expenditure by sector and in % terms. Financial years 2005 to 2011
24. Evolution of EAGF Expenditure by Member State & in % terms. Financial years 2007 to 2011
25. Evolution of EAGF Direct aids expenditure by measure. Financial years 2007 to 2011
26. Evolution of EAGF Direct aids expenditure by sector. Financial years 2007 to 2011
27. Evolution of EAGF Direct aids expenditure by article of budget. Financial years 2007 to 2011
28. Evolution of EAGF Total direct aids expenditure. Financial years 2004 to 2011
29. Evolution of EAGF Export refunds expenditure by sector. Financial years 2004 to 2011
30. Evolution of EAGF Export refunds expenditure by MS. Financial years 2006 to 2011
31. Evolution of EAGF Storage expenditure. Analytical table. Financial years 2004 to 2011
32. Evolution of the breakdown of EAGF expenditure. Financial years 2006 to 2011
33. EAGF 2011 Expenditure. Details by item and by Member State

Clearance of accounts

34. Appeals against Clearance of Accounts Decisions pending on 15 October 2011
 35. Financial corrections (Decisions 1 - 35) by decision and financial year
-

ANNEX 1
EAGF Budgetary procedure for 2011

In EUR Million

Title	Chapter	Article	Heading	DB ***		DB Council position		DB EP**** position		Amending Letter 3		New DB		BUDGET	
				CA*	PA**	CA*	PA**	CA*	PA**	CA*	PA**	CA*	PA**	CA*	PA**
05 01			ADMINISTRATIVE EXPENDITURE OF POLICY AREA AGRICULTURE AND RURAL DEVELOPMENT	9.06	9.06	8.00	8.00	9.06	9.06	9.06	9.06	9.06	9.06	9.06	9.06
05 01 04			Support expenditure for operations of Policy Area Agriculture (1)	9.06	9.06	8.00	8.00	9.06	9.06	9.06	9.06	9.06	9.06	9.06	9.06
05 02			INTERVENTIONS IN AGRICULTURAL MARKETS (6)	3 491.11	3 491.81	3 452.36	3 453.06	3 847.11	3 847.81	3 154.91	3 155.61	2 964.91	2 965.50	2 964.91	2 965.49
05 02 01			Cereals	126.10	126.10	126.10	126.10	126.10	126.10	18.10	18.10	18.10	18.10	18.10	18.10
05 02 02			Rice	pm	pm	pm	pm	pm	pm	pm	pm	pm	pm	pm	pm
05 02 03			Refunds on non-Annex 1 products	31.00	31.00	31.00	31.00	31.00	31.00	31.00	31.00	31.00	31.00	31.00	31.00
05 02 04			Food programmes	500.10	500.10	500.05	500.05	525.10	525.10	500.10	500.10	500.10	500.10	500.10	500.10
05 02 05			Sugar	1.20	1.20	1.20	1.20	1.20	1.20	1.20	1.20	1.20	1.20	1.20	1.20
05 02 06			Olive oil	49.60	49.60	49.30	49.30	49.60	49.60	49.60	49.60	49.60	49.60	49.60	49.60
05 02 07			Textile plants	30.00	30.00	28.00	28.00	30.00	30.00	30.00	30.00	30.00	30.00	30.00	30.00
05 02 08			Fruit and vegetables (2)	915.30	915.30	893.30	893.30	928.30	928.30	691.10	691.10	491.10	491.10	491.10	491.10
05 02 09			Products of wine-growing sector	1 145.70	1 145.70	1 135.20	1 135.20	1 145.70	1 145.70	1 143.70	1 143.70	1 143.70	1 143.70	1 143.70	1 143.70
05 02 10			Promotion	59.11	59.81	57.01	57.71	59.11	59.81	59.11	59.81	59.11	59.70	59.11	59.69
05 02 11			Other plant products/measures	380.90	380.90	380.90	380.90	380.90	380.90	388.90	388.90	388.90	388.90	388.90	388.90
05 02 12			Milk and milk products	104.00	104.00	103.20	103.20	414.00	414.00	90.00	90.00	100.00	100.00	100.00	100.00
05 02 13			Beef and veal	24.10	24.10	23.10	23.10	24.10	24.10	35.10	35.10	35.10	35.10	35.10	35.10
05 02 14			Sheepmeat and goatmeat	pm	pm	pm	pm	pm	pm	pm	pm	pm	pm	pm	pm
05 02 15			Pigmeat, eggs and poultry, bee-keeping and other animal products	124.00	124.00	124.00	124.00	132.00	132.00	117.00	117.00	117.00	117.00	117.00	117.00
05 03			DIRECT AIDS	39 911.10	39 911.10	39 911.10	39 911.10	39 911.10	39 911.10	39 901.10	39 901.10	39 771.10	39 771.10	39 771.10	39 771.10
05 03 01			Decoupled direct aids (3)	36 489.00	36 489.00	36 489.00	36 489.00	36 489.00	36 489.00	36 454.00	36 454.00	36 324.00	36 324.00	36 324.00	36 324.00
05 03 02			Other direct aids	3 422.00	3 422.00	3 422.00	3 422.00	3 422.00	3 422.00	3 447.00	3 447.00	3 447.00	3 447.00	3 447.00	3 447.00
05 03 03			Additional amounts of aid	0.10	0.10	0.10	0.10	0.10	0.10	0.10	0.10	0.10	0.10	0.10	0.10
05 04			RURAL DEVELOPMENT	0.00	2.08	0.00	2.08	0.00	2.08	0.00	2.08	0.00	1.95	0.00	1.94
05 04 01			Rural development financed by the EAGGF-Guarantee section - Programming period 2000-2006 (4)	pm	pm	pm	pm	pm	pm	pm	pm	pm	pm	pm	pm
05 04 03			Plant and animal genetic resources - Completion of earlier measures	pm	2.08	pm	2.08	pm	2.08	pm	2.08	pm	1.95	pm	1.94
05 07			AUDIT OF AGRICULTURAL EXPENDITURE	-62.50	-62.50	-482.50	-482.50	-62.50	-62.50	-62.50	-62.50	-262.50	-262.50	-262.50	-262.50
05 07 01			Control of agricultural expenditure (5)	-65.50	-65.50	-485.50	-485.50	-65.50	-65.50	-65.50	-65.50	-265.50	-265.50	-265.50	-265.50
05 07 02			Settlement of disputes	3.00	3.00	3.00	3.00	3.00	3.00	3.00	3.00	3.00	3.00	3.00	3.00
05 08			POLICY STRATEGY AND COORDINATION OF POLICY AREA AGRICULTURE & RURAL DEVELOPMENT (6)	25.73	24.92	24.73	23.92	25.73	24.92	25.73	24.92	25.73	23.98	25.73	23.95
05 08 01			Farm Accountancy Data Network (FADN)	14.23	13.27	14.23	13.27	14.23	13.27	14.23	13.27	14.23	12.46	14.23	12.44
05 08 02			Surveys on the structure of agricultural holdings	0.55	0.55	0.55	0.55	0.55	0.55	0.55	0.55	0.55	0.52	0.55	0.52
05 08 03			Restructuring of systems for agricultural surveys	1.46	1.61	1.46	1.61	1.46	1.61	1.46	1.61	1.46	1.51	1.46	1.51
05 08 06			Enhancing public awareness of the common agricultural policy	8.00	8.00	7.50	7.50	8.00	8.00	8.00	8.00	8.00	8.00	8.00	8.00
05 08 09			EAGF - Operational technical assistance	1.49	1.49	0.99	0.99	1.49	1.49	1.49	1.49	1.49	1.49	1.49	1.49
EAGF under policy area 05 (Agriculture and rural development)				43 374.51	43 376.46	42 913.69	42 915.65	43 730.51	43 732.46	43 028.31	43 030.26	42 508.31	42 509.09	42 508.31	42 509.05
EAGF under policy area 11 (Maritime affairs and fisheries)				30.00	27.50	30.00	27.50	30.00	27.50	30.00	27.50	30.00	25.83	30.00	25.77
EAGF under policy area 17 (Health and consumer protection)				342.90	252.80	333.53	237.93	352.90	252.80	342.90	252.80	352.90	253.69	352.90	253.69
TOTAL 2011 EAGF APPROPRIATIONS				43 747.40	43 656.76	43 277.21	43 181.07	44 113.40	44 012.76	43 401.20	43 310.56	42 891.20	42 788.60	42 891.20	42 788.50
05 02 16			Sugar Restructuring Fund	pm	pm	pm	pm	pm	pm	pm	pm	pm	pm	pm	pm
TOTAL 2011 APPROPRIATIONS				43 747.40	43 656.76	43 277.21	43 181.07	44 113.40	44 012.76	43 401.20	43 310.56	42 891.20	42 788.60	42 891.20	42 788.50

(1) The budget item concerning EAGF is 05 01 04 01.

(2) Additional needs to be covered by assigned revenue: for the DB estimated at EUR 100 million, for the AL estimated at EUR 300 million and for the new DB estimated at 500 million

(3) Additional needs to be covered by assigned revenue: for the DB estimated at EUR 588 million, for the AL estimated at EUR 617 million and for the new DB estimated at 747 million

(4) Rural Development financed by the ex-European Agricultural Guidance and Guarantee Fund-Guarantee section (EAGGF) - Programming period 2000-2006

(5) Control of agricultural expenditure: Article 05 07 01, except Items 05 07 01 10 and 05 07 01 11.

(6) Budget lines 05 02 08 13, 05 02 17 and 05 08 10 concern pilot projects and are excluded

* CA : Commitment Appropriations

** PA: Payment Appropriations

*** DB: Draft Budget

**** EP: European Parliament

ANNEX 2

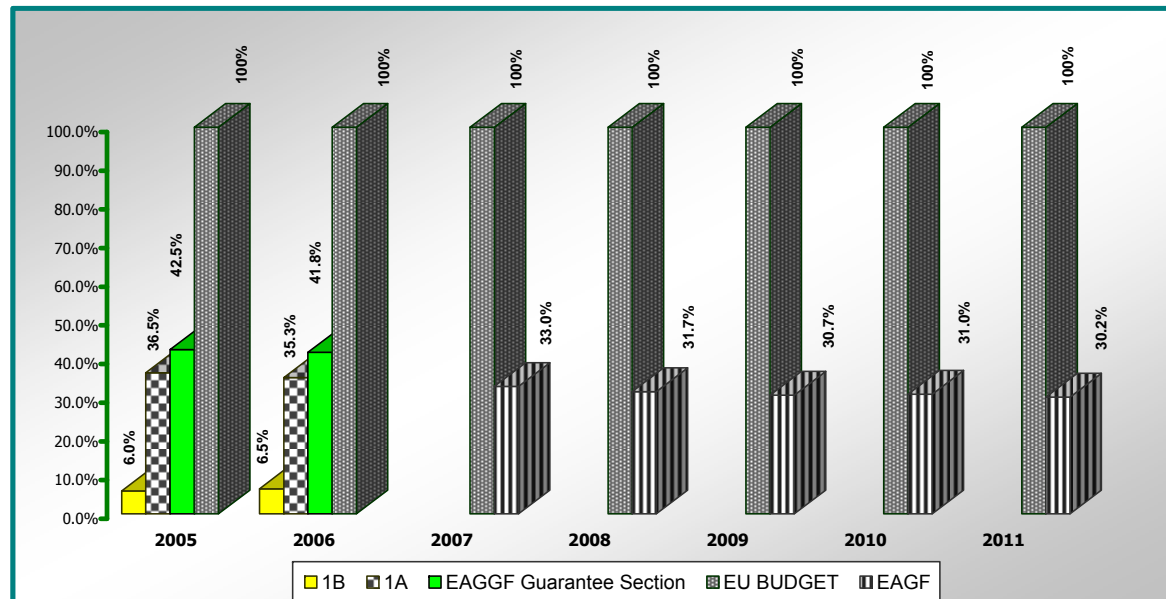
PART OF THE EUROPEAN AGRICULTURAL GUARANTEE FUND - EAGF IN THE EU (Commission) BUDGET
 2005 to 2011 FINANCIAL YEARS (*)

Commitment Appropriations

BUDGET YEAR	2005	2006	2007	2008	2009	2010	2011
European Union BUDGET**	100%	100%	100%	100%	100%	100%	100%
European Agricultural Guidance and Guarantee Fund - Guarantee Section	42.5%	41.8%					
of which 1A	36.5%	35.3%					
of which 1B	6.0%	6.5%					
European Agricultural Guarantee Fund			33.0%	31.7%	30.7%	31.0%	30.2%

(*) Financial years 2005 and 2006: European Agricultural Guidance and Guarantee Fund-Guarantee Section (EAGGF). Financial years 2007 to 2011: European Agricultural Guarantee Fund (EAGF).

(**) Commission Budget of the European Union Budget.



Annex 3
 Summary of outturn for 2011

EAGF - BUDGET

				In EUR
Expenditure section of budget (1)	Commitment appropriations	Payment appropriations	Revenue section of budget (AR) (2)	Estimates
1. Initial appropriations for EAGF of which	42 891 201 900.00	42 788 499 841.00	1. Conformity clearance	600 000 000.00
1a. Appropriations under shared management	42 465 900 000.00	42 465 900 000.00	2. Irregularities	88 000 000.00
1b. Appropriations under centralised direct management (3)	425 301 900.00	322 599 841.00	3. Superlevy from milk producers	19 000 000.00
2. Amending budget 6/2011	-23 140 000.00	0.00	4. Temporary restructuring amounts for sugar sector (4)	0.00
3. Transfer to / out of EAGF in the year	500 000.00	3 110 000.00	Total forecasted assigned revenue	707 000 000.00
4. Final appropriations for EAGF of which	42 868 561 900.00	42 791 609 841.00	(1) Appropriations entered in the 2011 budget taking into account the assigned revenue to be collected in 2011 and the one carried over from 2010 to 2011 in accordance with Article 10 of the Council Regulation (EC) No 1605/2002	
4a. Appropriations under shared management	42 465 900 000.00	42 465 900 000.00	(2) AR: Assigned revenue. There are no amounts of revenue entered on the revenue line (p.m.), but the forecast amount is indicated in the budget comments	
5b. Appropriations under centralised direct management	402 661 900.00	325 709 841.00		

(3) 83% of commitment appropriations concern policy area 17 - Health and Consumer Protection. The rest concern policy area 05 - Agriculture and rural development (10%) and policy area 11 - Maritime Affairs and Fisheries (7%)

(4) This revenue is used to provide appropriations for the payment of Sugar Restructuring Fund aids

EAGF - EXECUTION

			In EUR
Summary of execution	Execution of commitment appropriations	Execution of payment appropriations (5)	
Shared management :	43 772 404 535.48	43 772 404 535.48	
- of which Sugar Restructuring Fund	187 935 635.21	187 935 635.21	
Expenditure under centralised direct management (6)	385 606 709.61	344 507 317.37	
Total	44 158 011 245.09	44 116 911 852.85	

(5) Committed amounts. Commitment and payment less assigned revenue received: EUR 43 105 570 603,39

(6) Includes commitment and payments made for assigned revenue collected in 2011, assigned revenue carried over from previous year and other appropriations amounts carried over (EUR 450 372.91 for commitments and EUR 11 556 137.61 for payments)

Assigned Revenue (excluding Sugar Restructuring Fund)	
Forecasted revenue	707 000 000.00
Revenue received	666 826 618.99
Difference	-40 173 381.01

Expenditure under shared management, excluding Sugar Restructuring Fund				In EUR
	Initial appropriations (C1)	Appropriations from AR (C4)	Carry over of appropriations from AR of 2010 (C5)	
Appropriations	42 465 900 000.00	666 826 618.99	905 096 386.29	
Execution (7)	42 454 029 213.56	225 343 300.42	905 096 386.29	
Appropriations cancelled	11 870 786.44	-	0.00	
Carry over to 2012	-	441 483 318.57	-	

(7) Commitment appropriations = payment appropriations

Sugar Restructuring Fund						In EUR
Revenue section of budget		Expenditure section of budget				
		Initial appropriations (C1)	Appropriations from AR (C4)	Carry over of appropriations from 2010 (C5)		
Forecasted revenue	0.00	pm	7 313.10	1 044 756 804.57		
		Appropriations Execution (8)	-4 938 186.20	192 873 821.41		
Revenue received	7 313.10	Appropriations cancelled	-	0.00		
		Carry over to 2012	-4 945 499.30	851 882 983.16		

(8) Commitment appropriations = payment appropriations

Expenditure under centralised direct management					In EUR
	Commitment appropriations	Decommitments	Payments appropriations	Carry over to 2012 (10)	
1. Appropriations (C1) including transfers to / out EAGF (9)	402 661 900.00		325 709 841.00	-	
2. Execution (C1)	385 156 336.70		304 613 983.52	15 480 489.32	
3. Appropriations cancelled	17 505 563.30		5 615 368.16	-	

(9) Includes Amending Budget and transfers to / out EAGF: EUR 500 000 for commitment appropriations and EUR 3 110 000 for payment appropriations

(10) Carry over to 2012 only for non differentiated appropriations

Expenditure under centralised direct management - Carry over from 2010 to 2011 (non differentiated appropriations)					In EUR
	Commitment appropriations	Decommitments	Payments	Cancelled	
Carried over appropriations	31 740 465.18	1 712 891.49	28 337 196.24	1 690 377.45	

TRDI EU 10 (11)	Commitment appropriations	Execution of commitment appropriations	Payment appropriations	Execution of payment appropriations	Remaining
2011	0.00	0.00	0.00	0.00	0.00

(11) TRDI: Transitional Rural Development Instrument for EU 10

TRDI EU-10	Outstanding commitments (RAL)	Execution of payment	Outstanding commitments (RAL) (12)
2006	18 883 583.40	0.00	0.00

(12) The amount of EUR 18 883 583.4 was decommitted during the 2011 financial year

ANNEX 4

Monthly reimbursements to Member States in the 2011 financial year

TO PAY in EUR	2010.11 January	2010.12 February	2011.01 March	2011.02 April	2011.03 May	2011.04 June	2011.05 July	2011.06 August	2011.07 September	2011.08 October	2011.09 November	2011.10 December	2011		Financial year 2011	
													Compl. Payment			
BE	135 280 000	415 560 000	4 540 000	4 060 000	24 930 000	-520 000	6 410 000	-250 000	6 490 000	8 900 000	10 970 000	18 420 000	8 583	634 798 583	BE	
BG	340 000	11 540 000	-4 800 000	1 030 000	182 430 000	87 180 000	16 630 000	780 000	710 000	2 250 000	510 000	3 060 000	7 954	301 667 954	BG	
CZ	1 330 000	587 900 000	36 860 000	20 430 000	-1 760 000	-3 460 000	1 540 000	12 440 000	2 550 000	2 810 000	4 930 000	1 930 000	3 043	667 503 043	CZ	
DK	-2 570 000	897 460 000	19 890 000	11 780 000	16 570 000	-2 040 000	1 040 000	620 000	3 670 000	4 190 000	3 360 000	4 060 000	3 357	958 033 357	DK	
DE	13 800 000	5 227 460 000	76 990 000	-16 830 000	-1 910 000	-19 230 000	15 290 000	56 610 000	29 860 000	42 130 000	63 620 000	32 750 000	3 083	5 520 543 083	DE	
EE	100 000	71 690 000	-150 000	-1 930 000	-720 000	720 000	560 000	1 830 000	450 000	290 000	650 000	1 060 000	3 780	74 553 780	EE	
IE	553 660 000	573 690 000	51 120 000	61 550 000	12 940 000	3 820 000	9 640 000	3 300 000	5 950 000	4 520 000	3 900 000	25 180 000	3 415	1 309 273 415	IE	
EL	980 990 000	990 330 000	-85 130 000	189 410 000	5 260 000	67 430 000	9 870 000	-33 960 000	10 340 000	64 750 000	7 200 000	22 400 000	-16 970	2 228 873 030	EL	
ES	1 490 960 000	2 899 590 000	34 260 000	92 950 000	225 840 000	284 910 000	111 790 000	246 670 000	50 470 000	40 960 000	151 210 000	177 290 000	-506 772	5 806 393 228	ES	
FR	3 163 750 000	4 537 270 000	71 150 000	60 710 000	298 380 000	40 360 000	79 950 000	217 540 000	61 570 000	89 530 000	71 610 000	62 490 000	-1 639 069	8 752 670 931	FR	
IT	1 420 790 000	1 476 740 000	130 730 000	241 200 000	208 450 000	231 530 000	168 260 000	375 050 000	70 290 000	57 000 000	94 530 000	272 060 000	4 761	4 746 634 761	IT	
CY	-57 000	1 772 000	9 402 000	13 543 000	1 692 000	237 000	1 439 000	5 863 000	777 000	1 668 000	4 584 000	1 162 000	610	42 082 610	CY	
LV	36 880 000	15 530 000	1 410 000	30 070 000	16 460 000	4 630 000	2 280 000	2 120 000	520 000	100 000	1 470 000	530 000	6 965	112 006 965	LV	
LT	55 350 000	58 330 000	105 610 000	15 950 000	13 400 000	11 280 000	6 570 000	4 840 000	2 090 000	2 210 000	1 670 000	600 000	899	277 900 899	LT	
LU	16 925 000	16 612 000	273 000	212 000	147 000	5 000	59 000	221 000	17 000	61 000	18 000	15 000	674	34 565 674	LU	
HU	423 700 000	435 120 000	11 870 000	3 900 000	42 470 000	17 550 000	17 480 000	60 500 000	10 820 000	6 820 000	22 410 000	10 610 000	87 563	1 063 337 563	HU	
MT	0	27 000	3 000	72 000	3 468 000	106 000	92 000	33 000	40 000	114 000	41 000	105 000	335	4 101 335	MT	
NL	3 540 000	219 490 000	61 710 000	170 370 000	118 720 000	128 580 000	40 450 000	62 640 000	17 900 000	3 260 000	4 500 000	45 640 000	62	876 800 062	NL	
AT	2 430 000	608 870 000	1 120 000	76 110 000	10 810 000	30 100 000	970 000	4 710 000	1 380 000	3 800 000	2 970 000	2 510 000	3 095	745 783 095	AT	
PL	23 850 000	750 410 000	350 040 000	599 290 000	321 440 000	189 720 000	61 270 000	54 660 000	31 990 000	20 970 000	125 480 000	8 450 000	7 480	2 537 577 480	PL	
PT	17 040 000	482 590 000	27 760 000	45 900 000	38 740 000	6 930 000	27 190 000	41 360 000	6 880 000	18 560 000	14 740 000	22 080 000	4 181	749 774 181	PT	
RO	172 510 000	177 140 000	-12 100 000	125 800 000	110 460 000	34 860 000	58 430 000	47 210 000	15 160 000	16 240 000	13 610 000	9 650 000	3 165	768 973 165	RO	
SI	190 000	12 330 000	49 770 000	21 170 000	2 810 000	11 420 000	1 190 000	660 000	980 000	160 000	640 000	3 070 000	7 622	104 397 622	SI	
SK	2 720 000	247 400 000	4 370 000	12 460 000	6 900 000	2 480 000	4 230 000	5 170 000	2 760 000	4 500 000	3 810 000	1 360 000	5 180	298 165 180	SK	
FI	1 520 000	514 500 000	1 120 000	-9 970 000	-4 440 000	-12 810 000	300 000	2 110 000	2 520 000	520 000	2 640 000	660 000	2 934	498 672 934	FI	
SE	3 330 000	662 760 000	5 890 000	2 700 000	19 790 000	4 440 000	-1 470 000	690 000	-580 000	630 000	5 200 000	2 180 000	5 200	705 565 200	SE	
UK	9 000 000	2 517 330 000	142 550 000	146 430 000	117 810 000	121 600 000	101 780 000	84 950 000	21 780 000	9 640 000	7 910 000	4 140 000	1 472	3 284 921 472	UK	
TOTAL	8 527 358 000	24 409 441 000	1 096 258 000	1 918 367 000	1 791 087 000	1 241 828 000	743 240 000	1 258 367 000	357 384 000	406 583 000	624 183 000	733 462 000	-1 987 397	43 105 570 603		

ANNEX 5

Centralised payments carried out directly by the European Commission during financial year 2011 (differentiated appropriations)

in Euro

Centralised direct payments on the appropriations of the 2011 Budget				
Budget item concerning certain agricultural measures	Commitment appropriations 2011	Commitments	Payment appropriations	Amounts charged (payments)
05 02 10 02	1 110 000.00	998 099.07	1 692 495.00	1 481 806.18
05 04 03 02	pm	0.00	1 944 383.00	910 712.69
05 08 01 00	14 232 532.00	14 230 188.13	12 435 305.00	11 629 870.79
05 08 02 00	499 000.00	201 455.00	464 379.00	302 462.64
05 08 03 00	1 511 000.00	1 443 608.22	1 556 749.00	1 443 813.54
11 02 01 01	15 500 000.00	14 961 004.69	14 354 624.00	14 354 624.00
11 02 03 01	14 996 768.00	14 996 768.00	14 524 306.00	14 524 306.00
17 04 01 01	250 190 000.00	237 564 627.09	185 807 906.50	185 807 085.00
17 04 02 01	14 528 262.92	13 506 114.85	13 000 000.00	12 949 944.30
17 04 03 01	10 053 119.41	10 053 119.41	15 077 093.50	14 386 939.40
17 04 04 01	22 188 617.67	21 256 677.24	12 000 000.00	10 897 456.25
17 04 07 01	30 000 000.00	29 539 222.00	25 000 000.00	24 999 999.05
TOTAL	374 809 300.00	358 750 883.70	297 857 241.00	293 689 019.84
Centralised direct payments on not-automatically carried over appropriations from financial year 2010 to financial year 2011				
Budget item concerning certain agricultural measures	Carryovers	Commitments	Payment appropriations	Amounts charged (payments)
C2				
05 04 03 02	0.00	0.00	353 048.21	0.00
05 08 01 00	0.00	0.00	860 000.00	860 000.00
05 08 03 00	0.00	0.00	48 000.00	0.00
11 02 01 01	0.00	0.00	3 146 391.86	2 805 724.22
11 02 03 01	0.00	0.00	14 996 768.00	2 350 997.51
17 04 02 01	0.00	0.00	6 000 000.00	4 776 724.82
C4				
05 08 02 00	40 160.01	0.00	40 160.01	0.00
17 04 01 01	822 848.30	0.00	822 848.30	0.00
17 04 07 01	313 646.21	0.00	313 646.21	312 318.15
C5				
05 08 02 00	8 419.77	0.00	8 419.77	0.00
17 04 01 01	450 372.91	450 372.91	450 372.91	450 372.91
17 04 07 01	18 577.69	0.00	0.00	0.00
TOTAL	1 654 024.89	450 372.91	27 039 655.27	11 556 137.61

ANNEX 6

Centralised payments carried out directly by the European Commission during financial year 2011 (non-differentiated appropriations)

in Euro

Centralised direct payments on the appropriations of the 2011 Budget					
Budget item concerning certain agricultural measures	Appropriations 2011	Commitments	Cancelled commitment appropriations	Amounts charged (payments)	Automatic carryovers
05 01 04 01	9 062 600.00	8 442 043.26	620 556.74	1 860 039.53	6 582 003.73
05 07 01 02	6 500 000.00	6 499 903.51	96.49	5 564 434.45	935 469.06
05 08 06 00	8 000 000.00	7 987 290.56	12 709.44	1 959 217.67	6 028 072.89
05 08 09 00	1 490 000.00	1 269 926.00	220 074.00	347 311.24	922 614.76
17 01 04 01	700 000.00	441 068.44	258 931.56	18 255.01	422 813.43
17 01 04 05	700 000.00	420 149.23	279 850.77	75 705.78	344 443.45
17 01 04 07	300 000.00	245 072.00	54 928.00	0.00	245 072.00
17 01 04 31	1 100 000.00	1 100 000.00	0.00	1 100 000.00	0.00
17 03 02 00	pm	0.00	0.00	0.00	0.00
TOTAL	27 852 600.00	26 405 453.00	1 447 147.00	10 924 963.68	15 480 489.32
Centralised direct payments on not-automatically carried over appropriations from financial year 2010 to financial year 2011					
Budget item concerning certain agricultural measures	Carryovers	Commitments	Available appropriations	Amounts charged (payments)	Still to be charged
C5					
TOTAL	0.00	0.00	0.00	0.00	0.00
Centralised direct payments on automatically carried over appropriations from financial year 2010 to financial year 2011					
Budget item concerning certain agricultural measures	Commitments carryovers	Decommitments	Total commitments remaining carryovers	Amounts charged (payments)	Appropriations lapsing
05 01 04 01	5 991 327.95	77 193.67	5 914 134.28	5 884 134.28	30 000.00
05 07 01 02	1 493 895.00	27 840.19	1 466 054.81	1 466 054.81	0.00
05 08 06 00	5 840 219.61	1 382 316.46	4 457 903.15	4 457 903.15	0.00
05 08 09 00	841 184.94	220 398.20	620 786.74	619 211.74	1 575.00
17 01 04 01	148 720.00	0.00	148 720.00	148 160.00	560.00
17 01 04 05	313 834.68	5 142.97	308 691.71	256 401.14	52 290.57
17 01 04 07	211 283.00	0.00	211 283.00	203 018.52	8 264.48
17 01 04 31	0.00	0.00	0.00	0.00	0.00
17 03 02 00	16 900 000.00	0.00	16 900 000.00	15 302 312.60	1 597 687.40
TOTAL	31 740 465.18	1 712 891.49	30 027 573.69	28 337 196.24	1 690 377.45

ANNEX 7
 ANALYSIS OF BUDGETARY EXECUTION - 2011 FINANCIAL YEAR - Summary Table

Commitment Appropriations

T	C	A	HEADING	ADOPTED BUDGET	AMENDING	ASSIGNED REVENUE	TRANSFERS	TOTAL AVAILABLE	EXECUTION 2011	DIFFERENCE	ASSIGNED	DIFFERENCE	% EXECUTION /
				2011	BUDGET 6/2011			APPROPRIATIONS		EXECUTION / TOTAL	REVENUE	EXECUTION / TOTAL	% EXECUTION /
*	*	*		(1)	(2)	(3)	(4)	(5) = (1) + (2) + (3) + (4)	(6)	(7) = (5) - (6)	(8)	(9) = (7) - (8)	(10) = ((6) + (8)) / (5)
05	01		ADMINISTRATIVE EXPENDITURE OF AGRICULTURE AND RURAL DEVELOPMENT POLICY AREA	9 062 600	0	0	0	9 062 600	8 442 043	620 557	0	620 557	93%
05	01	04	Support expenditure **	9 062 600	0	0	0	9 062 600	8 442 043	620 557	0	620 557	93%
05	02		INTERVENTIONS IN AGRICULTURAL MARKETS	2 964 910 000	0	639 711 562	-247 500 000	3 357 121 562	3 344 123 911	12 997 652	10 767 945	2 229 707	100%
05	02	01	Cereals	18 100 000	0	0	-173 700 000	-155 600 000	-156 215 024	615 024	0	615 024	100%
05	02	02	Rice	p.m.	0	0	50 000	50 000	6 975	43 025	0	43 025	14%
05	02	03	Refunds on non-Annex I products	31 000 000	0	0	-18 200 000	12 800 000	12 737 349	62 651	0	62 651	100%
05	02	04	Food programmes	500 100 000	0	0	15 000 000	515 100 000	514 980 026	119 974	0	119 974	100%
05	02	05	Sugar	1 200 000	0	0	1 100 000	2 300 000	2 200 764	99 236	0	99 236	96%
05	02	06	Olive oil	49 600 000	0	0	-5 300 000	44 300 000	44 154 284	145 716	0	145 716	100%
05	02	07	Textile plants	30 000 000	0	0	300 000	30 278 365	30 278 365	21 635	0	21 635	100%
05	02	08	Fruits and vegetables	491 100 000	0	639 711 562	7 850 000	1 138 661 562	1 127 882 300	10 779 262	10 767 945	11 317	100%
05	02	09	Products of the wine-growing sector	1 143 700 000	0	0	-39 200 000	1 104 500 000	1 104 263 249	236 751	0	236 751	100%
05	02	10	Promotion	59 110 000	0	0	-11 700 000	47 410 000	47 254 869	155 131	0	155 131	100%
05	02	11	Other plant products/measures	388 900 000	0	0	-21 200 000	367 700 000	367 546 589	153 411	0	153 411	100%
05	02	12	Milk and Milk products	100 000 000	0	0	-94 600 000	5 400 000	5 082 232	317 768	0	317 768	94%
05	02	13	Beef and Veal	35 100 000	0	0	20 600 000	55 700 000	55 648 071	51 929	0	51 929	100%
05	02	14	Sheepmeat and goatmeat	p.m.	0	0	0	0	0	0	0	0	-
05	02	15	Pigmeat, eggs & poultry, bee-keeping and other animal products	117 000 000	0	0	71 500 000	188 500 000	188 303 860	196 140	0	196 140	100%
05	03		DIRECT AIDS	39 771 100 000	0	932 211 443	-85 700 000	40 617 611 443	40 178 029 637	439 581 806	430 715 374	8 866 432	100%
05	03	01	Decoupled direct aids	36 324 000 000	0	932 211 443	5 200 000	37 261 411 443	36 830 388 047	431 023 396	430 715 374	308 022	100%
05	03	02	Other direct aids	3 447 000 000	0	0	-91 400 000	3 355 600 000	3 347 044 371	8 555 629	0	8 555 629	100%
05	03	03	Additional amounts of aid	100 000	0	0	500 000	600 000	597 219	2 781	0	2 781	100%
05	04		RURAL DEVELOPMENT	p.m.	0	0	-6 000 000	-6 000 000	-6 631 997	631 997	0	631 997	111%
05	04	01	Rural development financed by the ex-EAGGF-Guarantee Section — Programming period 2000 - 2006	p.m.	0	0	-6 000 000	-6 000 000	-6 631 997	631 997	0	631 997	111%
05	04	03	Other measures	p.m.	0	0	0	0	0	0	0	0	-
05	07		AUDIT OF AGRICULTURAL EXPENDITURE	-262 500 000	0	0	339 200 000	76 700 000	76 445 352	254 648	0	254 648	100%
05	07	01	Control of agricultural expenditure	-265 500 000	0	0	342 200 000	76 700 000	76 445 352	254 648	0	254 648	100%
05	07	02	Settlement of disputes	3 000 000	0	0	-3 000 000	0	0	0	0	0	-
05	08		POLICY STRATEGY & COORDINATION OF AGRICULTURE AND RURAL DEVELOPMENT P.A.**	25 732 532	0	48 580	0	25 781 112	25 132 468	648 644	40 160	608 484	98%
05	08	01	Farm Accountancy Data Network (FADN)	14 232 532	0	0	0	14 232 532	14 230 188	2 344	0	2 344	100%
05	08	02	Surveys on the structure of agricultural holdings	550 000	0	48 580	-51 000	547 580	547 580	346 125	40 160	305 965	44%
05	08	03	Restructuring of systems for agricultural surveys	1 460 000	0	0	51 000	1 511 000	1 443 608	67 392	0	67 392	96%
05	08	06	Enhancing public awareness of the common agricultural policy	8 000 000	0	0	0	8 000 000	7 987 291	12 709	0	12 709	100%
05	08	09	EAGF - Operational technical assistance	1 490 000	0	0	0	1 490 000	1 269 926	220 074	0	220 074	85%
11	02		FISHERIES MARKETS	29 996 768	0	0	500 000	30 496 768	29 957 773	538 995	0	538 995	98%
11	02	01	Intervention in fishery products	15 000 000	0	0	500 000	15 500 000	14 961 005	538 995	0	538 995	97%
11	02	03	Fisheries programme for the outermost regions	14 996 768	0	0	0	14 996 768	14 996 768	0	0	0	100%
17	01		ADMINISTRATIVE EXPENDITURE OF VETERINARY COSTS	2 800 000	0	0	0	2 800 000	2 206 290	593 710	0	593 710	79%
17	01	04	Support expenditure for operations of 'Health and consumer protection' Policy Area	2 800 000	0	0	0	2 800 000	2 206 290	593 710	0	593 710	79%
17	03		PUBLIC HEALTH	p.m.	0	0	0	0	0	0	0	0	-
17	03	02	Community tobacco fund — Direct payments by the European Union	p.m.	0	0	0	0	0	0	0	0	-
17	04		FOOD SAFETY, ANIMAL HEALTH, ANIMAL WELFARE AND PLANT HEALTH	350 100 000	-23 140 000	1 605 445	0	328 565 445	312 370 134	16 195 312	1 136 495	15 058 817	95%
17	04	01	Animal disease eradication & monitoring programmes & monitoring of the physical conditions of animals that could pose a public health risk linked to an external factor	270 000 000	-19 810 000	1 273 221	0	251 463 221	238 015 000	13 448 221	822 848	12 625 373	95%
17	04	02	Other measures in the veterinary, animal welfare and public health field	18 100 000	-3 330 000	0	-241 737	14 528 263	13 506 115	1 022 148	0	1 022 148	93%
17	04	03	Emergency fund for veterinary complaints & other animal contaminations which are a risk to public health	20 000 000	0	0	-9 946 881	10 053 119	10 053 119	0	0	0	100%
17	04	04	Plant health measures	12 000 000	0	0	10 188 618	22 188 618	21 256 677	931 940	0	931 940	96%
17	04	05	Community Plant Variety Office	p.m.	0	0	0	0	0	0	0	0	-
17	04	07	Feed and food safety and related activities	30 000 000	0	332 224	0	30 332 224	29 539 222	793 002	313 646	479 356	98%
TOTAL 2011 EAGF - European Agricultural Guarantee Fund				42 891 201 900	-23 140 000	1 573 577 030	500 000	44 442 138 930	43 970 075 610	472 063 320	442 659 973	29 403 347	100%
05	02	16	Sugar Restructuring Fund	p.m.	0	1 044 764 118	0	1 044 764 118	187 935 635	856 828 482	856 828 482	0	100%
05	02	08	05.02.08.13: Fruit and vegetable consumption ****	1 000 000	0	0	0	1 000 000	1 000 000	0	0	0	100%
05	02	17	Support for farmers ****	3 500 000	0	0	0	3 500 000	0	3 500 000	0	3 500 000	0%
05	08	10	Assessing end-user costs of compliance with EU legislation in the fields of environment, animal welfare & food safety ****	1 500 000	0	0	0	1 500 000	1 468 172	31 828	0	31 828	98%
TOTAL 2011				42 897 201 900	-23 140 000	2 618 341 148	500 000	45 492 903 048	44 160 479 417	1 332 423 631	1 299 488 456	32 935 175	100%

(*) T = Title / C = Chapter / A = Article.

(**) The budget item concerning EAGF is 05 01 04 01.

(***) P.A. = Policy Area

(****) Pilot projects

(1) For EAGF, the Amending Budget No 6/2011 concerns only items 17 04 01 01 and 17 04 02 01: commitment appropriations were reduced by respectively 19.81 M€ and 3.33 M€.

ANNEX 8
 ANALYSIS OF BUDGETARY EXECUTION - 2011 FINANCIAL YEAR - Detail Table

Commitment Appropriations

In EUROS

F P H	T	C	A	I	HEADING	ADOPTED BUDGET 2011	AMENDING BUDGET 6/2011 (2)	ASSIGNED REVENUE	TRANSFERS	TOTAL AVAILABLE APPROPRIATIONS	EXECUTION 2011	DIFFERENCE EXECUTION / TOTAL AVAILABLE APPROPRIATIONS	ASSIGNED REVENUE CARRIED OVER TO 2012	DIFFERENCE EXECUTION / TOTAL AVAILABLE APPROPRIATIONS AFTER CARRY OVER TO 2012 OF ASSIGNED REVENUE	% EXECUTION / TOTAL AVAILABLE APPROPRIATIONS AFTER CARRY OVER TO 2012 OF ASSIGNED REVENUE
						(1)	(2)	(3)	(4)	(5) = (2) + (3) + (4)	(6)	(7) = (5) - (6)	(8)	(9) = (7) - (8)	(10) = ((6) + (8)) / (5)
05 AGRICULTURE AND RURAL DEVELOPMENT						42 508 305 132	0	1 571 971 585	0	44 080 276 717	43 625 541 414	454 735 303	441 523 479	13 211 824	100%
05 01 ADMINISTRATIVE EXPENDITURE OF AGRICULTURE AND RURAL DEVELOPMENT POLICY AREA						9 062 600	0	0	0	9 062 600	8 442 043	620 557	0	620 557	93%
2	05	01	04		Support expenditure	9 062 600	0	0	0	9 062 600	8 442 043	620 557	0	620 557	93%
2	05	01	04	01	European Agricultural Guarantee Fund (EAGF) - Non-operational technical assistance	9 062 600	0	0	0	9 062 600	8 442 043	620 557	0	620 557	93%
05 02 INTERVENTIONS IN AGRICULTURAL MARKETS						2 964 910 000	0	639 711 562	-247 500 000	3 357 121 562	3 344 123 911	12 997 652	10 767 945	2 229 707	100%
2	05	02	01		Cereals	18 100 000	0	0	-173 700 000	-155 600 000	-156 215 024	615 024	0	615 024	100%
2	05	02	01	01	Export refunds for cereals	p.m.	0	0	60 000	60 000	52 097	7 903	0	7 903	87%
2	05	02	01	02	Intervention storage of cereals	-23 000 000	0	0	-166 000 000	-189 000 000	-189 471 647	471 647	0	471 647	100%
2	05	02	01	03	Intervention for starch	41 000 000	0	0	-7 750 000	33 250 000	33 204 579	45 421	0	45 421	100%
2	05	02	01	99	Other measures (cereals)	100 000	0	0	-10 000	90 000	-52	90 052	0	90 052	0%
2	05	02	02		Rice	p.m.	0	0	50 000	50 000	6 975	43 025	0	43 025	14%
2	05	02	02	01	Export refunds for rice	p.m.	0	0	50 000	50 000	6 975	43 025	0	43 025	14%
2	05	02	02	02	Intervention storage of rice	p.m.	0	0	0	0	0	0	0	0	-
2	05	02	02	99	Other measures (rice)	p.m.	0	0	0	0	0	0	0	0	-
2	05	02	03		Refunds on non-Annex I products	31 000 000	0	0	-18 200 000	12 800 000	12 737 349	62 651	0	62 651	100%
2	05	02	04		Food programmes	500 100 000	0	0	15 000 000	515 100 000	514 980 026	119 974	0	119 974	100%
2	05	02	04	01	Programmes for deprived persons	500 000 000	0	0	15 000 000	515 000 000	514 971 353	28 647	0	28 647	100%
2	05	02	04	99	Other measures (food programs)	100 000	0	0	0	100 000	8 673	91 327	0	91 327	9%
2	05	02	05		Sugar	1 200 000	0	0	1 100 000	2 300 000	2 200 764	99 236	0	99 236	96%
2	05	02	05	01	Export refunds for sugar and isoglucose	1 000 000	0	0	500 000	1 500 000	1 475 288	24 712	0	24 712	98%
2	05	02	05	03	Production refunds for sugar used in the chemical industry	p.m.	0	0	800 000	800 000	771 724	28 276	0	28 276	96%
2	05	02	05	08	Storage measures for sugar	p.m.	0	0	10 000	10 000	197	9 803	0	9 803	2%
2	05	02	05	99	Other measures (sugar)	200 000	0	0	-210 000	-10 000	-46 445	36 445	0	36 445	464%
2	05	02	06		Olive oil	49 600 000	0	0	-5 300 000	44 300 000	44 154 284	145 716	0	145 716	100%
2	05	02	06	03	Storage measures for olive oil	p.m.	0	0	0	0	0	0	0	0	-
2	05	02	06	05	Quality improvement measures	48 000 000	0	0	-3 800 000	44 200 000	44 141 642	58 358	0	58 358	100%
2	05	02	06	99	Other measures (olive oil)	1 600 000	0	0	-1 500 000	100 000	12 642	87 358	0	87 358	13%
2	05	02	07		Textile plants	30 000 000	0	0	300 000	30 300 000	30 278 365	21 635	0	21 635	100%
2	05	02	07	01	Aid for fibre flax and hemp	20 000 000	0	0	290 000	20 290 000	20 272 041	17 959	0	17 959	100%
2	05	02	07	02	Aid for cotton	p.m.	0	0	0	0	0	0	0	0	-
2	05	02	07	03	Cotton — National restructuring programmes	10 000 000	0	0	10 000	10 010 000	10 006 324	3 676	0	3 676	100%

ANNEX 8

ANALYSIS OF BUDGETARY EXECUTION - 2011 FINANCIAL YEAR - Detail Table

Commitment Appropriations

In EUROS

F P H	T	C	A	I	HEADING	ADOPTED BUDGET	AMENDING BUDGET	ASSIGNED REVENUE	TRANSFERS	TOTAL AVAILABLE	EXECUTION 2011	DIFFERENCE	ASSIGNED REVENUE	DIFFERENCE	DIFFERENCE	% EXECUTION /
						2011	6/2011 (2)			APPROPRIATIONS		EXECUTION / TOTAL AVAILABLE APPROPRIATIONS	CARRIED OVER TO 2012	EXECUTION / TOTAL AVAILABLE APPROPRIATIONS AFTER CARRY OVER TO 2012 OF ASSIGNED REVENUE	EXECUTION / TOTAL AVAILABLE APPROPRIATIONS AFTER CARRY OVER TO 2012 OF ASSIGNED REVENUE	
(1)						(1)	(2)	(3)	(4)	(5) = (2) + (3) + (4)	(6)	(7) = (5) - (6)	(8)	(9) = (7) - (8)	(10) = ((6) + (8)) / (5)	
2	05	02	08		Fruits and vegetables	491 100 000	0	639 711 562	7 850 000	1 138 661 562	1 127 882 300	10 779 262	10 767 945	11 317	100%	
2	05	02	08	01	Export refunds for fruit and vegetables	p.m.	0	0	50 000	50 000	49 518	482	0	482	99%	
2	05	02	08	03	Operational funds for producer organisations	292 000 000	0	493 850 317	-250 000	785 600 317	785 580 704	19 613	19 613	0	100%	
2	05	02	08	09	Compensation to encourage processing of citrus fruits	p.m.	0	0	210 000	210 000	207 121	2 879	0	2 879	99%	
2	05	02	08	11	Aid to producer groups for preliminary recognition	107 000 000	0	47 250 000	40 550 000	194 800 000	194 780 884	19 116	19 116	0	100%	
2	05	02	08	12	School fruit scheme	90 000 000	0	0	-32 710 000	57 290 000	57 282 043	7 957	0	7 957	100%	
2	05	02	08	99	Other measures (fruit and vegetables)	2 100 000	0	98 611 245	0	100 711 245	89 982 030	10 729 216	10 729 216	0	100%	
2	05	02	09		Products of the wine-growing sector	1 143 700 000	0	0	-39 200 000	1 104 500 000	1 104 263 249	236 751	0	236 751	100%	
2	05	02	09	01	Export refunds for products of the wine-growing sector	100 000	0	0	200 000	300 000	296 640	3 360	0	3 360	99%	
2	05	02	09	02	Storage of wine and grape must	100 000	0	0	250 000	350 000	306 027	43 973	0	43 973	87%	
2	05	02	09	03	Distillation of wine	100 000	0	0	200 000	300 000	293 784	6 216	0	6 216	98%	
2	05	02	09	04	Storage measures for alcohol	1 000 000	0	0	630 000	1 630 000	1 616 283	13 717	0	13 717	99%	
2	05	02	09	05	Aid for the use of must	100 000	0	0	510 000	610 000	600 315	9 685	0	9 685	98%	
2	05	02	09	06	Permanent abandonment premiums for areas under vines	p.m.	0	0	100 000	100 000	65 398	34 602	0	34 602	65%	
2	05	02	09	07	Restructuring and conversion of vineyards	p.m.	0	0	-10 390 000	-10 390 000	-10 396 513	6 513	0	6 513	100%	
2	05	02	09	08	National support programmes for the wine sector	862 300 000	0	0	-20 150 000	842 150 000	842 058 055	91 945	0	91 945	100%	
2	05	02	09	09	Grubbing-up scheme	279 000 000	0	0	-9 800 000	269 200 000	269 182 398	17 602	0	17 602	100%	
2	05	02	09	99	Other measures (wine-growing sector)	1 000 000	0	0	-750 000	250 000	240 862	9 138	0	9 138	96%	
2	05	02	10		Promotion	59 110 000	0	0	-11 700 000	47 410 000	47 254 869	155 131	0	155 131	100%	
2	05	02	10	01	Promotion measures - Payments by Member States	58 000 000	0	0	-11 700 000	46 300 000	46 266 639	33 361	0	33 361	100%	
2	05	02	10	02	Promotion measures - Direct payments by the European Union	1 110 000	0	0	0	1 110 000	998 099	111 901	0	111 901	90%	
2	05	02	10	99	Other measures (promotion)	p.m.	0	0	0	0	-9 869	9 869	0	9 869	-	
2	05	02	11		Other plant products/measures	388 900 000	0	0	-21 200 000	367 700 000	367 546 589	153 411	0	153 411	100%	
2	05	02	11	01	Dried fodder	129 000 000	0	0	12 100 000	141 100 000	141 091 129	8 871	0	8 871	100%	
2	05	02	11	03	Hops - Aids for producer organisations	2 300 000	0	0	0	2 300 000	2 277 000	23 000	0	23 000	99%	
2	05	02	11	04	POSEI (excluding Fish 11 02 03 and direct aids)	257 000 000	0	0	-33 200 000	223 800 000	223 718 357	81 643	0	81 643	100%	
2	05	02	11	05	Community fund for tobacco (excluding SANCO 17 03 02)	p.m.	0	0	400 000	400 000	378 923	21 077	0	21 077	95%	
2	05	02	11	99	Other measures (Other plant products/measures)	600 000	0	0	-500 000	100 000	81 180	18 820	0	18 820	81%	
2	05	02	12		Milk and Milk products	100 000 000	0	0	-94 600 000	5 400 000	5 082 232	317 768	0	317 768	94%	
2	05	02	12	01	Refunds for milk and milk products	10 000 000	0	0	-4 500 000	5 500 000	5 418 602	81 398	0	81 398	99%	
2	05	02	12	02	Intervention storage of skimmed-milk powder	-12 000 000	0	0	-61 000 000	-73 000 000	-73 001 226	1 226	0	1 226	100%	
2	05	02	12	03	Aid for disposal of skimmed milk	p.m.	0	0	0	0	0	0	0	0	-	
2	05	02	12	04	Intervention storage of butter and cream	10 000 000	0	0	-1 600 000	8 400 000	8 330 006	69 994	0	69 994	99%	
2	05	02	12	05	Other measures relating to butterfat	p.m.	0	0	0	0	-944	944	0	944	-	
2	05	02	12	06	Intervention storage of cheese	1 000 000	0	0	-900 000	100 000	5 323	94 677	0	94 677	5%	
2	05	02	12	08	School milk	90 000 000	0	0	-25 700 000	64 300 000	64 235 206	64 794	0	64 794	100%	
2	05	02	12	99	Other measures (milk and milk products)	1 000 000	0	0	-900 000	100 000	95 266	4 734	0	4 734	95%	

ANNEX 8
 ANALYSIS OF BUDGETARY EXECUTION - 2011 FINANCIAL YEAR - Detail Table

Commitment Appropriations

In EUROS

F	P	H	T	C	A	I	HEADING	ADOPTED BUDGET	AMENDING BUDGET	ASSIGNED REVENUE	TRANSFERS	TOTAL AVAILABLE	EXECUTION 2011	DIFFERENCE	ASSIGNED REVENUE	DIFFERENCE	% EXECUTION /
								2011	6/2011 (2)	(3)	(4)	APPROPRIATIONS	(6)	EXECUTION / TOTAL AVAILABLE APPROPRIATIONS	CARRIED OVER TO 2012	EXECUTION / TOTAL AVAILABLE APPROPRIATIONS AFTER CARRY OVER TO 2012 OF ASSIGNED REVENUE	AVAILABLE APPROPRIATIONS AFTER CARRY OVER TO 2012 OF ASSIGNED REVENUE
								(1)	(2)	(3)	(4)	(5) = (2) + (3) + (4)	(6)	(7) = (5) - (6)	(8)	(9) = (7) - (8)	(10) = ((6) + (8)) / (5)
2	05	02	13				Beef and Veal	35 100 000	0	0	20 600 000	55 700 000	55 648 071	51 929	0	51 929	100%
2	05	02	13	01			Refunds for beef and veal	25 000 000	0	0	21 150 000	46 150 000	46 138 877	11 123	0	11 123	100%
2	05	02	13	02			Intervention storage of beef and veal	p.m.	0	0	10 000	10 000	6 240	3 760	0	3 760	62%
2	05	02	13	03			Exceptional support measures	1 000 000	0	0	-980 000	20 000	78	19 922	0	19 922	0%
2	05	02	13	04			Refunds for live animals	9 000 000	0	0	650 000	9 650 000	9 638 743	11 257	0	11 257	100%
2	05	02	13	99			Other measures (beef and veal)	100 000	0	0	-230 000	-130 000	-135 867	5 867	0	5 867	105%
2	05	02	14				Sheepmeat and goatmeat	p.m.	0	0	0	0	0	0	0	0	-
2	05	02	14	01			Intervention in the form of storage of sheepmeat and goatmeat	p.m.	0	0	0	0	0	0	0	0	-
2	05	02	14	99			Other measures (sheepmeat and goatmeat)	p.m.	0	0	0	0	0	0	0	0	-
2	05	02	15				Pigmeat, eggs & poultry, bee-keeping & other animal products	117 000 000	0	0	71 500 000	188 500 000	188 303 860	196 140	0	196 140	100%
2	05	02	15	01			Refunds on pigmeat	21 000 000	0	0	-1 850 000	19 150 000	19 120 220	29 780	0	29 780	100%
2	05	02	15	02			Intervention for pigmeat	p.m.	0	0	56 350 000	56 350 000	56 324 912	25 088	0	25 088	100%
2	05	02	15	03			Exceptional market-support measures for pigmeat	p.m.	0	0	0	0	0	0	0	0	-
2	05	02	15	04			Refunds on eggs	3 000 000	0	0	-150 000	2 850 000	2 783 715	66 285	0	66 285	98%
2	05	02	15	05			Refunds for poultrymeat	61 000 000	0	0	20 770 000	81 770 000	81 695 321	74 679	0	74 679	100%
2	05	02	15	06			Specific aid for bee-keeping	32 000 000	0	0	-3 620 000	28 380 000	28 379 692	308	0	308	100%
2	05	02	15	07			Exceptional market-support measures for the poultrymeat and eggs sector	p.m.	0	0	0	0	0	0	0	0	-
2	05	02	15	99			Other measures (pigmeat, eggs and poultry, bee-keeping and other animal products)	p.m.	0	0	0	0	0	0	0	0	-
05 03 DIRECT AIDS								39 771 100 000	0	932 211 443	-85 700 000	40 617 611 443	40 178 029 637	439 581 806	430 715 374	8 866 432	100%
2	05	03	01				Decoupled direct aids	36 324 000 000	0	932 211 443	5 200 000	37 261 411 443	36 830 388 047	431 023 396	430 715 374	308 022	100%
2	05	03	01	01			SPS (Single Payment Scheme)	30 389 000 000	0	501 496 069	191 350 000	31 081 846 069	31 081 825 565	20 504	0	20 504	100%
2	05	03	01	02			SAPS (Single Area Payment Scheme)	5 136 000 000	0	0	-51 700 000	5 084 300 000	5 084 279 890	20 110	0	20 110	100%
2	05	03	01	03			Separate Sugar payment	273 000 000	0	0	-2 750 000	270 250 000	270 214 998	35 002	0	35 002	100%
2	05	03	01	04			Separate fruit and vegetables payment	13 000 000	0	0	-800 000	12 200 000	12 176 831	23 169	0	23 169	100%
2	05	03	01	05			Specific support (article 68) - decoupled direct aids	513 000 000	0	0	-130 900 000	382 100 000	381 890 763	209 237	0	209 237	100%
2	05	03	01	99			Other (decoupled direct aids)	p.m.	0	430 715 374	0	430 715 374	0	430 715 374	430 715 374	0	100%
2	05	03	02				Other direct aids	3 447 000 000	0	0	-91 400 000	3 355 600 000	3 347 044 371	8 555 629	0	8 555 629	100%
2	05	03	02	01			Crops area payments	10 000 000	0	0	-6 200 000	3 800 000	3 754 407	45 593	0	45 593	99%
2	05	03	02	04			Supplementary aid for durum wheat: traditional production zones	1 000 000	0	0	-1 600 000	-600 000	-633 786	33 786	0	33 786	106%
2	05	03	02	05			Production aid for seeds	23 000 000	0	0	220 000	23 220 000	23 216 125	3 875	0	3 875	100%
2	05	03	02	06			Sudler-cow premium	952 000 000	0	0	-20 200 000	931 800 000	931 759 282	40 718	0	40 718	100%
2	05	03	02	07			Additional suckler-cow premium	51 000 000	0	0	-670 000	50 330 000	50 119 384	210 616	0	210 616	100%
2	05	03	02	08			Beef special premium	72 000 000	0	0	0	72 000 000	71 614 634	385 366	0	385 366	99%
2	05	03	02	09			Beef slaughter premium - calves	7 000 000	0	0	750 000	7 750 000	7 665 425	84 575	0	84 575	99%
2	05	03	02	10			Beef slaughter premium - adults	53 000 000	0	0	0	53 000 000	51 635 685	1 364 315	0	1 364 315	97%
2	05	03	02	13			Sheep and goat premium	22 000 000	0	0	1 150 000	23 150 000	23 052 887	97 114	0	97 114	100%
2	05	03	02	14			Sheep and goat supplementary premium	7 000 000	0	0	30 000	7 030 000	7 019 505	10 495	0	10 495	100%

ANNEX 8
 ANALYSIS OF BUDGETARY EXECUTION - 2011 FINANCIAL YEAR - Detail Table

Commitment Appropriations

In EUROS

F	P	H	T	C	A	I	HEADING	ADOPTED BUDGET	AMENDING BUDGET	ASSIGNED REVENUE	TRANSFERS	TOTAL AVAILABLE	EXECUTION 2011	DIFFERENCE	ASSIGNED REVENUE	DIFFERENCE	% EXECUTION /		
								2011	6/2011 (2)	(3)	(4)	APPROPRIATIONS	(6)	EXECUTION / TOTAL AVAILABLE APPROPRIATIONS	CARRIED OVER TO 2012	EXECUTION / TOTAL AVAILABLE APPROPRIATIONS AFTER CARRY OVER TO 2012 OF ASSIGNED REVENUE	(10) = ((6) + (8)) / (5)		
								(1)	(2)	(3)	(4)	(5) = (2) + (3) + (4)	(6)	(7) = (5) - (6)	(8)	(9) = (7) - (8)	(10) = ((6) + (8)) / (5)		
05 08 POLICY STRATEGY AND COORDINATION OF 'AGRICULTURE AND RURAL DEVELOPMENT' POLICY AREA								25 732 532	0	48 580	0	25 781 112	25 132 468	648 644	40 160	608 484	98%		
2	05	08	01	Farm Accountancy Data Network (FADN)				14 232 532	0	0	0	14 232 532	14 230 188	2 344	0	2 344	100%		
2	05	08	02	Surveys on the structure of agricultural holdings				550 000	0	48 580	-51 000	547 580	201 455	346 125	40 160	305 965	44%		
2	05	08	03	Restructuring of systems for agricultural surveys				1 460 000	0	0	51 000	1 511 000	1 443 608	67 392	0	67 392	96%		
2	05	08	06	Enhancing public awareness of the common agricultural policy				8 000 000	0	0	0	8 000 000	7 987 291	12 709	0	12 709	100%		
2	05	08	09	EAGF - Operational technical assistance				1 490 000	0	0	0	1 490 000	1 269 926	220 074	0	220 074	85%		
11 FISHERIES AND MARITIME AFFAIRS								29 996 768	0	0	500 000	30 496 768	29 957 773	538 995	0	538 995	98%		
11 02 FISHERIES MARKETS								29 996 768	0	0	500 000	30 496 768	29 957 773	538 995	0	538 995	98%		
2	11	02	01	Intervention in fishery products				15 000 000	0	0	500 000	15 500 000	14 961 005	538 995	0	538 995	97%		
2	11	02	01 01	Intervention in fishery products - New measures				15 000 000	0	0	500 000	15 500 000	14 961 005	538 995	0	538 995	97%		
2	11	02	03	Fisheries programme for the outermost regions				14 996 768	0	0	0	14 996 768	14 996 768	0	0	0	100%		
2	11	02	03 01	Fisheries programme for the outermost regions — New measures				14 996 768	0	0	0	14 996 768	14 996 768	0	0	0	100%		
17 VETERINARY EXPENDITURE								352 900 000	-23 140 000	1 605 445	0	331 365 445	314 576 423	16 789 022	1 136 495	15 652 527	95%		
17 01 ADMINISTRATIVE EXPENDITURE of VETERINARY COSTS								2 800 000	0	0	0	2 800 000	2 206 290	593 710	0	593 710	79%		
2	17	01	04	Support expenditure for operations of 'Health and consumer protection' Policy Area				2 800 000	0	0	0	2 800 000	2 206 290	593 710	0	593 710	79%		
2	17	01	04 01	Plant-health measures — Expenditure on administrative management				700 000	0	0	0	700 000	441 068	258 932	0	258 932	63%		
2	17	01	04 05	Feed and food safety and related activities — Expenditure on administrative management				700 000	0	0	0	700 000	420 149	279 851	0	279 851	60%		
2	17	01	04 07	Animal disease eradication and Emergency fund — Expenditure on administrative management				300 000	0	0	0	300 000	245 072	54 928	0	54 928	82%		
2	17	01	04 31	Executive Agency for health and consumers. Subsidy for programmes under Heading 2				1 100 000	0	0	0	1 100 000	1 100 000	0	0	0	100%		
17 03 PUBLIC HEALTH								p.m.	0	0	0	0	0	0	0	0	0	0	-
2	17	03	02	Community tobacco fund — Direct payments by the European Union				p.m.	0	0	0	0	0	0	0	0	0	-	
17 04 FOOD SAFETY, ANIMAL HEALTH, ANIMAL WELFARE & PLANT HEALTH								350 100 000	-23 140 000	1 605 445	0	328 565 445	312 370 134	16 195 312	1 136 495	15 058 817	95%		
2	17	04	01	Animal disease eradication and monitoring programmes and monitoring of the physical conditions of animals that could pose a public health risk linked to an external factor				270 000 000	-19 810 000	1 273 221	0	251 463 221	238 015 000	13 448 221	822 848	12 625 373	95%		
2	17	04	01 01	Animal disease eradication and monitoring programmes and monitoring of the physical conditions of animals that could pose a public-health risk linked to an external factor — New measures				270 000 000	-19 810 000	1 273 221	0	251 463 221	238 015 000	13 448 221	822 848	12 625 373	95%		

ANNEX 8

ANALYSIS OF BUDGETARY EXECUTION - 2011 FINANCIAL YEAR - Detail Table

Commitment Appropriations

In EUROS

F P H	T	C	A	I	HEADING	ADOPTED BUDGET	AMENDING BUDGET	ASSIGNED REVENUE	TRANSFERS	TOTAL AVAILABLE	EXECUTION 2011	DIFFERENCE	ASSIGNED REVENUE	DIFFERENCE	% EXECUTION /
						2011	6/2011 (2)			APPROPRIATIONS		EXECUTION / TOTAL AVAILABLE APPROPRIATIONS	CARRIED OVER TO 2012	EXECUTION / TOTAL AVAILABLE APPROPRIATIONS AFTER CARRY OVER TO 2012 OF ASSIGNED REVENUE	TOTAL AVAILABLE APPROPRIATIONS AFTER CARRY OVER TO 2012 OF ASSIGNED REVENUE
(1)						(1)	(2)	(3)	(4)	(5) = (2) + (3) + (4)	(6)	(7) = (5) - (6)	(8)	(9) = (7) - (8)	(10) = ((6) + (8)) / (5)
2	17	04	02		Other measures in the veterinary, animal welfare and public health field	18 100 000	-3 330 000	0	-241 737	14 528 263	13 506 115	1 022 148	0	1 022 148	93%
2	17	04	02	01	Other measures in the veterinary, animal welfare and public-health field — New measures	18 100 000	-3 330 000	0	-241 737	14 528 263	13 506 115	1 022 148	0	1 022 148	93%
2	17	04	03		Emergency fund for veterinary complaints and other animal contaminations which are a risk to public health	20 000 000	0	0	-9 946 881	10 053 119	10 053 119	0	0	0	100%
2	17	04	03	01	Emergency fund for veterinary complaints and other animal contaminations which are a risk to public health — New measures	20 000 000	0	0	-9 946 881	10 053 119	10 053 119	0	0	0	100%
2	17	04	04		Plant health measures	12 000 000	0	0	10 188 618	22 188 618	21 256 677	931 940	0	931 940	96%
2	17	04	04	01	Plant-health measures — New measures	12 000 000	0	0	10 188 618	22 188 618	21 256 677	931 940	0	931 940	96%
2	17	04	05		Community Plant Variety Office	p.m.	0	0	0	0	0	0	0	0	-
2	17	04	05	01	Community Plant Variety Office - Subsidy under Titles 1 and 2	p.m.	0	0	0	0	0	0	0	0	-
2	17	04	05	02	Community Plant Variety Office - Subsidy under Title 3	p.m.	0	0	0	0	0	0	0	0	-
2	17	04	07		Feed and food safety and related activities	30 000 000	0	332 224	0	30 332 224	29 539 222	793 002	313 646	479 356	98%
2	17	04	07	01	Feed and food safety and related activities — New measures	30 000 000	0	332 224	0	30 332 224	29 539 222	793 002	313 646	479 356	98%
TOTAL 2011 EAGF						42 891 201 900	-23 140 000	1 573 577 030	500 000	44 442 138 930	43 970 075 610	472 063 320	442 659 973	29 403 347	100%
2	05	02	16		Sugar Restructuring Fund	p.m.	0	1 044 764 118	0	1 044 764 118	187 935 635	856 828 482	856 828 482	0	100%
2	05	02	16	01	Sugar Restructuring Fund	p.m.	0	1 044 764 118	0	1 044 764 118	187 935 635	856 828 482	856 828 482	0	100%
2	05	02	16	02	Clearance with regard to Sugar Restructuring Fund	p.m.	0	0	0	0	0	0	0	0	-
2	05	02	08	13	Pilot project - Fruit and vegetable consumption	1 000 000	0	0	0	1 000 000	1 000 000	0	0	0	100%
2	05	02	17		Pilot projects. Support for farmers	3 500 000	0	0	0	3 500 000	0	3 500 000	0	3 500 000	0%
2	05	02	17	01	Support for farmers' cooperatives	p.m.	0	0	0	0	0	0	0	0	-
2	05	02	17	02	European farm prices and margins observatory	p.m.	0	0	0	0	0	0	0	0	-
2	05	02	17	03	Support for farmers' & consumers' initiatives for low carbon emission, low energy consumption & locally marketed food production	2 000 000	0	0	0	2 000 000	0	2 000 000	0	2 000 000	0%
2	05	02	17	07	Measures to combat speculation in agricultural commodities	1 500 000	0	0	0	1 500 000	0	1 500 000	0	1 500 000	0%
2	05	08	10		Pilot project — Assessing end-user costs of compliance with EU legislation in the fields of environment, animal welfare and food safety	1 500 000	0	0	0	1 500 000	1 468 172	31 828	0	31 828	98%
TOTAL 2011						42 897 201 900	-23 140 000	2 618 341 148	500 000	45 492 903 048	44 160 479 417	1 332 423 631	1 299 488 456	32 935 175	100%

(1) FPH = Financial Perspectives Heading / T = Title / C = Chapter / A = Article / I = Item

(2) For EAGF, the Amending Budget No 6/2011 concerns only items 17 04 01 01 and 17 04 02 01: commitment appropriations were reduced by respectively 19.81 M€ and 3.33 M€.

ANNEX 9

Assigned revenue for policy area 05 (under shared management)* Appropriations C4

Commitment Appropriations

in EUROS

Assigned Revenue 2011						Use of Assigned Revenue					Carriedforward to 2012
ITEM	Funds	Description	Amount	Link - Budgetary Attribution		Budgetary Expenditure Line	Funds	Description	Amount		
				Budgetary Line	Amount				Detail	Total	
CHAPTER 67 : REVENUE CONCERNING EAGF											
6 7 0 1	IC4	Clearance of EAGF accounts – Assigned revenue	467 339 394.15	05 02 08 99	236 111 245.16	05 02 08 03	C4	Operational funds for producer organisations	90 230 386.59		
						05 02 08 11	C4	Aid to producer groups for preliminary recognition	47 230 884.30		
						05 02 08 99	C4	Other measures (fruits & vegetables)	87 882 029.53		
									236 111 245.16	225 343 300.42	10 767 944.74
				05 03 01 99	231 228 148.99						
6 7 0 2	IC4	EAGF Irregularities – Assigned revenue	177 592 514.88	05 03 01 99	177 592 514.88						
6 7 0 3	IC4	Superlevy from milk producers – Assigned revenue	21 894 709.96	05 03 01 99	21 894 709.96						
									430 715 373.83	0.00	430 715 373.83
6 7 0	IC4	Revenue concerning EAGF	666 826 618.99								
6 7	IC4	REVENUE CONCERNING EAGF * TOTAL Chapter 67	666 826 618.99		666 826 618.99					225 343 300.42	441 483 318.57
CHAPTER 68 : TEMPORARY RESTRUCTURING AMOUNTS											
6 8 0 1	IC4	Temporary restructuring amounts – Assigned revenue	0.00								
6 8 0 2		Irregularities concerning the temporary restructuring fund – Assigned revenue	4 782.60	05 02 16 01	4 782.60						
6 8 0 3		Clearance with regard to the temporary restructuring fund – Assigned revenue	2 530.50	05 02 16 01	2 530.50	05 02 16 01	C4	Sugar Restructuring Fund	-4 938 186.20		
									7 313.10	-4 938 186.20	4 945 499.30
6 8 0	IC4	Temporary restructuring amounts	7 313.10								
6 8	IC4	TEMPORARY RESTRUCTURING AMOUNTS	7 313.10							-4 938 186.20	4 945 499.30
TOTAL			666 833 932.09			TOTAL			220 405 114.22	446 428 817.87	

* Under direct management, for the commitments of article 05 08 02 there exists assigned revenue (C4) amounting to EUR 40 160.01 which has not been used and it will be carried over to 2012.

ANNEX 10

Assigned revenue for policy area 05 (under shared management) Appropriations C5

Commitment Appropriations

in EUROS

Assigned Revenue 2011					Use of Assigned Revenue					Carriedforward to 2012 *	
ITEM	Funds	Description	Amount	Link - Budgetary Attribution		Budgetary Expenditure Line	Funds	Description	Amount		
				Budgetary Line	Amount				Detail		Total
CHAPTER 67 : REVENUE CONCERNING EAGF											
6 7 0 1	IC5	Clearance of EAGF accounts – Assigned revenue	403 600 317.30	05 02 08 99	403 600 317.30	05 02 08 03	C5	Operational funds for producers organisations	403 600 317.30		
									403 600 317.30	403 600 317.30	-
6 7 0 2	IC5	EAGF Irregularities – Assigned revenue	501 496 068.99	05 03 01 01 05 03 01 99	26 843.63 501 469 225.36	05 03 01 01	C5	SPS (single payment scheme)	501 496 068.99		
6 7 0 3	IC5	Superlevy from milk producers – Assigned revenue									
									501 496 068.99	501 496 068.99	-
6 7 0	IC5	Revenue concerning EAGF	905 096 386.29								
6 7	IC5	REVENUE CONCERNING EAGF TOTAL Chapter 67	905 096 386.29							905 096 386.29	
CHAPTER 68 : TEMPORARY RESTRUCTURING AMOUNTS											
6 8 0 1	IC5	Temporary restructuring amounts – Assigned revenue	1 044 756 804.57	05 02 16 01	1 044 756 804.57	05 02 16 01	C5	Sugar Restructuring Fund	192 873 821.41		
									1 044 756 804.57	192 873 821.41	851 882 983.16
6 8 0 2		Irregularities concerning the temporary restructuring fund – Assigned revenue	0.00								
6 8 0 3		Clearance with regard to the temporary restructuring fund – Assigned revenue	0.00								
6 8 0	IC5	Temporary restructuring amounts	1 044 756 804.57								
6 8	IC5	TEMPORARY RESTRUCTURING AMOUNTS *	1 044 756 804.57							192 873 821.41	
TOTAL			1 949 853 190.86			TOTAL			1 097 970 207.70	851 882 983.16	

* The amount of EUR 851 882 983.16, involving temporary restructuring amounts (C5 appropriations) , was exceptionally carried over to 2012.

ANNEX 11

VETERINARY & PLANT HEALTH MEASURES
 2011 BUDGET EXECUTION financed by EAGF

Commitment Appropriations		<i>In EUR</i>		
Budget item	Heading	Credits after transfer *	Committed *	balance credits commitments
17.010401	Plant-health measures. Expenditure on administrative management	700 000	441 068	258 932
1	Different studies and conferences		176 068	
2	IT tools (database)		265 000	
17.010405	Feed and Food safety and related activities. Expenditure on administrative management	700 000	420 149	279 851
1	Supportive actions training food and feed		420 149	
17.010407	Animal disease eradication and emergency fund. Expenditure on administrative management	300 000	245 072	54 928
1	Administrative assistance relating to audit		245 072	
17.010431	Executive Agency for Health and Consumers. Subsidy for programmes under Heading 2	1 100 000	1 100 000	0
17.0302	Community Tobacco Fund. Direct Payments by the European Union	0	0	0
17.040101	Animal disease eradication and monitoring programmes and monitoring of the physical conditions of animals that could pose a public-health risk linked to an external factor	251 463 221	238 015 000	13 448 221
1	Eradication		121 405 000	
2	Bluetongue		13 405 000	
3	Avian influenza		3 510 000	
4	TSE/BSE and scrapie		74 580 000	
5	Salmonella		25 115 000	
17.040201	Other measures in the veterinary, animal welfare and public-health field	14 528 263	13 506 115	1 022 148
1	Communication - different actions		4 180 000	
2	bee surveillance + vet week		3 358 000	
3	IT (TRACES, ADNS, ...)		5 968 115	
17.040301	Emergency fund for veterinary complaints and other diseases of animal contaminations which are a risk to public health	10 053 119	10 053 119	0
1	swine vesicular disease		93 998	
2	Newcastle disease		103 219	
3	bluetongue		2 153 256	
4	Avian influenza		5 902 646	
5	rabies		1 800 000	
17.040401	Plant-health measures - Expenditure on operational management	22 188 618	21 256 677	931 941
1	Solidarité		19 296 677	
2	IT		795 000	
3	Better training for safer food		1 000 000	
4	Poseidom		165 000	
17040701	Food and feed control Expenditure on operational management	30 332 224	29 539 222	793 002
1	IT and communication		770 000	
2	EU ref. laboratories biological risks		8 202 231	
3	EU ref. laboratories animal health		4 841 621	
4	JRC		1 234 179	
5	Better training for safer food		13 400 000	
6	other actions		1 091 191	
TOTAL TITLE 17 - EAGF 2011 EXPENDITURE			314 576 423	

* Initial Budget commitment appropriations + Amending Budget + Transfers. Assigned revenue included.

ANNEX 12
 VETERINARY and PLANT HEALTH MEASURES financed by EAGF - 2011 Budget execution by Member State

Line	Measure	Belgium	Bulgaria	Czech Rep.	Denmark	Germany	Estonia	Greece	Spain	France	Ireland	Italy	Cyprus	Latvia	Lithuania	Luxembourg	Malta	Hungary	Netherlands	Austria	Poland	Portugal	Romania	Slovenia	Slovakia	Finland	Sweden	UK	#	TOTAL		
17.04010	Animal disease eradication and monitoring programmes																															
	1) Eradication	420 000	970 000	1 700 000	1 800 000	1 600 000	570 000	160 000	32 300 000	240 000	16 000 000	15 190 000	175 000	1 500 000	2 700 000	10 000	10 000	2 150 000	200 000	8 170 000	4 740 000	4 780 000	4 780 000	880 000	1 000 000	290 000		27 850 000	121 005 000			
	2) Bluetongue	90 000	10 000	10 000	400 000	100 000	10 000	10 000	5 200 000	3 000 000	10 000	300 000	10 000	20 000	5 000			60 000	160 000	50 000	50 000	100 000	100 000	50 000	60 000	20 000		20 000		13 045 000		
	3) Avian influenza	1 900 000	25 000	70 000	300 000	50 000	10 000	150 000	150 000	150 000	75 000	1 000 000	20 000	45 000	10 000			20 000	380 000	60 000	100 000	45 000	180 000	100 000	15 000	25 000	50 000		160 000	13 450 000		
	4) SEPRIS and scrapie	1 200 000	330 000	1 030 000	7 750 000	2 000 000	330 000	6 650 000	18 850 000	4 000 000	4 000 000	6 000 000	1 700 000	320 000	720 000			125 000	3 530 000	1 800 000	3 440 000	1 800 000	1 000 000	250 000	550 000	950 000		6 500 000	74 580 000			
	5) Salmonella	2 200 000	25 000	2 100 000	1 600 000	1 600 000	40 000	1 600 000	4 300 000	650 000	128 000	1 700 000	150 000	1 650 000	20 000			20 000	3 900 000	1 200 000	4 800 000	65 000	500 000	120 000	600 000	75 000		75 000	25 115 000			
	Subs-total	3 810 000	1 360 000	4 900 000	11 650 000	5 920 000	860 000	3 310 000	45 600 000	22 900 000	20 205 000	24 190 000	2 945 000	3 535 000	3 435 000	155 000	205 000	6 150 000	7 840 000	3 420 000	16 500 000	8 330 000	6 580 000	1 350 000	2 225 000	915 000	320 000	34 595 000	0	238 015 000		
17.04020	Other measures in the veterinary, animal welfare and public-health field																															
	1) Communication - different actions																														4 180 000	
	2) Bios surveillance + vet week																													3 358 000		
	3) IT (TRACES, ADMS...)																													5 968 115		
	Subs-total																													13 506 115	13 506 115	
17.04030	Emergency fund																															
	1) Swine vesicular disease											93 998																			93 998	
	2) Newcastle disease											1 650 000																			1 650 000	
	3) Bluetongue								103 219																						103 219	
	4) Avian influenza								500 000			414 563																			918 563	
	5) Foot and mouth																														1 600 000	
	Subs-total								603 218			508 562							267 446											1 800 000	10 053 110	
17.04040	Plant-health measures - operat. manag.																															
	1) Solitaires								4 635 680			464 768	67 375																		4 767 823	
	2) IT																														795 000	
	3) Food																														1 000 000	
	4) Prevalence																														165 000	
	Subs-total								4 635 680			464 768	67 375																		1 795 000	
17.04050	Food and feed control - operat. manag.																															
	1) IT and communication																															770 000
	2) Biological risks																														8 402 231	
	3) Health																														1 234 176	
	4) IAC																														1 524 176	
	5) Food																														13 400 000	
	6) Other actions																														1 091 191	
	Subs-total								1 344 602			954 306																			16 456 570	
17.04060	Plant-health measures - adm. manag.																															
	1) Different studies and conferences																															176 068
	2) IT tools (database)																														265 000	
	Subs-total																														441 068	
17.01005	Food and feed control adm. management																															
	1) Supervisory actions training																															420 149
	Subs-total																														420 149	
17.01003	Administrative assistance PHEA																															
	1) Administrative assistance																															1 100 000
	Subs-total																														1 100 000	
17.01007	Animal disease eradication and emergency fund																															
	1) Administrative assistance relating to audit																															245 072
	Subs-total																														245 072	
TOTAL		4 221 716	1 360 000	4 900 000	2 945 236	19 190 222	960 000	3 310 000	52 203 701	25 976 500	20 205 000	26 117 675	2 112 375	3 535 000	3 435 000	155 000	824 190	6 150 000	10 746 070	3 420 000	17 250 000	20 154 097	6 580 000	1 350 000	2 225 000	915 000	1 405 386	37 146 433	35 802 775	314 576 423		

ANNEX 13
 Budget 2011 - Expenditure for DIRECT AIDS by MEASURE and by MEMBER STATE

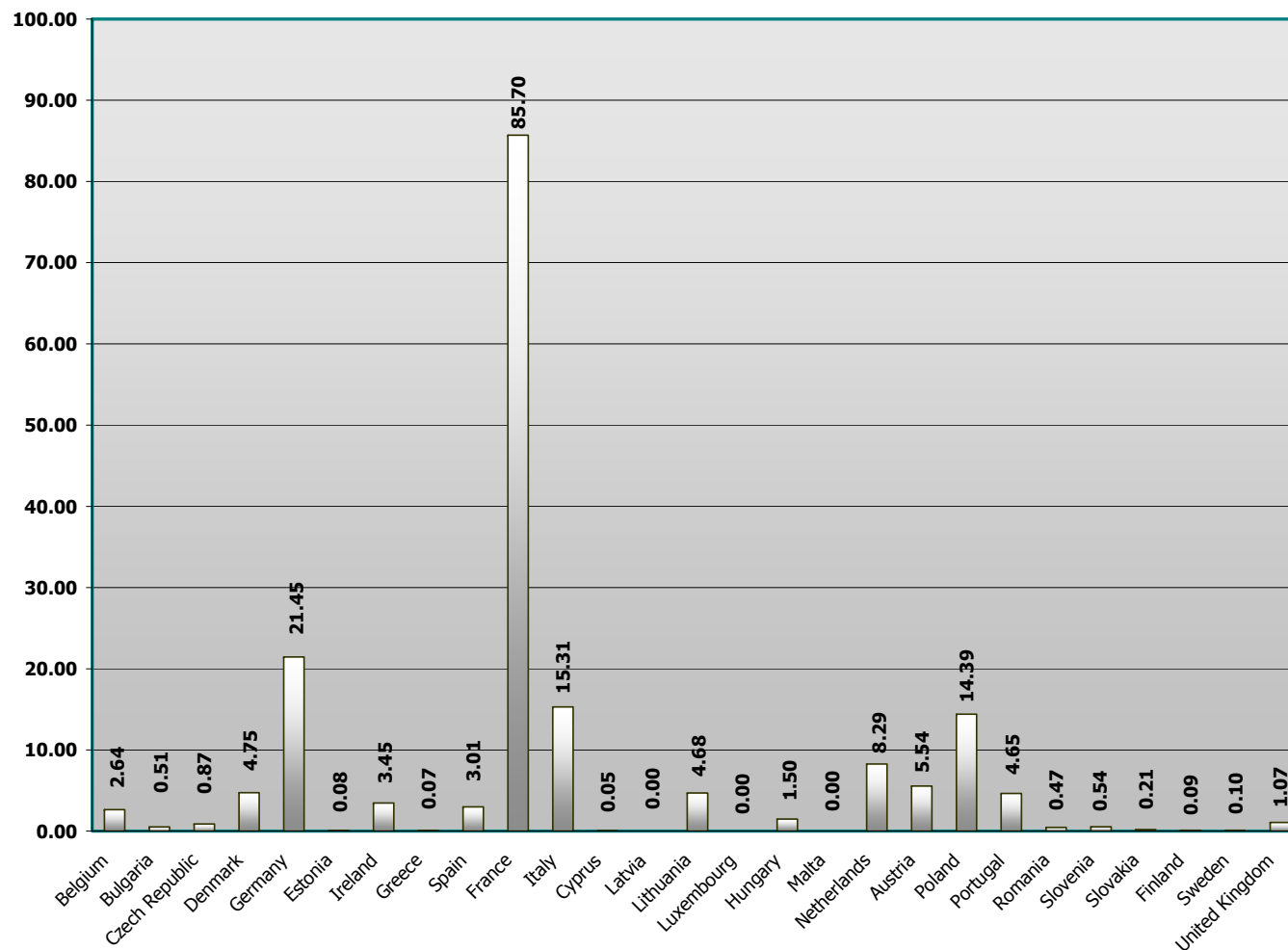
Commitment Appropriations																										In ME			
Budget line	Heading	BE	BG	CZ	DK	DE	EE	IE	EL	ES	FR	IT	CY	LV	LT	LU	HU	MT	NL	AT	PL	PT	RO	SI	SK	FI	SE	UK	TOTAL
05 03 01 01	SFS (single payment scheme)	473.707	-	-	898.718	5 304.824	-	1 246.789	2 065.005	4 287.390	6 930.958	3 524.692	-	-	-	34.244	-	3.749	780.797	633.188	-	398.559	-	88.599	-	492.593	654.609	3 263.406	31 081.826
05 03 01 02	SAFS (single area payment scheme)	-	289.671	580.589	-	-	70.477	-	-	-	-	-	29.868	95.102	261.145	-	831.658	-	-	-	1 962.486	-	698.511	-	264.774	-	-	5 084.280	
05 03 01 03	Separate sugar payment	-	-	44.237	-	-	-	-	-	-	-	-	-	4.934	10.181	-	40.694	-	-	-	157.353	-	3.967	-	8.849	-	-	270.215	
05 03 01 04	Separate fruit and vegetables payment	-	-	0.414	-	-	-	-	-	-	-	-	-	-	-	-	4.380	-	-	-	6.711	-	-	-	0.672	-	-	12.177	
05 03 01 05	Specific support (article 68) — Decoupled direct aids	-	-	-	4.042	-	-	-	-	39.782	138.206	154.497	-	-	-	-	31.142	-	2.293	-	-	11.929	-	-	-	-	-	381.891	
05 03 01 99	Other (decoupled direct aids)	-	-	-	-	-	-	-	-	-	-	-	-	-	-	-	-	-	-	-	-	-	-	-	-	-	-	0.000	
05 03 01	Decoupled direct aids	473.707	289.671	625.239	902.760	5 304.824	70.477	1 246.789	2 065.005	4 327.172	7 069.164	3 679.189	29.868	100.036	271.326	34.244	907.873	3.749	783.090	633.188	2 126.550	410.488	702.478	88.599	274.295	492.593	654.609	3 263.406	36 830.388
05 03 02 01	Crops area payments	-0.000	-	-	-	0.080	-	0.014	-	0.634	0.319	2.432	-	-	-	-	-	-	0.253	-0.002	-	-0.003	-	-	-	-	-	0.028	3.754
05 03 02 04	Supplementary aid for durum wheat: traditional production zones	-	-	-	-	-	-	-	-	0.150	-0.007	-0.777	-	-	-	-	-	-	-	-	-	-	-	-	-	-	-	-	-0.634
05 03 02 05	Production aid for seeds	0.008	-	-	-	-	-	-	-	8.405	2.032	11.316	-	-	-	-	-	-	-	0.306	-	0.170	-	-	-	0.981	-	23.216	
05 03 02 06	Suckler-cow premium	72.472	-	-	-	0.003	-	0.049	-	237.530	482.501	-0.070	-	-	-	-	-	-	0.000	66.796	-	72.448	-	-	-	0.000	-	0.030	931.759
05 03 02 07	Additional suckler-cow premium	17.965	-	-	-	-	-	-	-	23.492	-	-0.005	-	-	-	-	-	-	-	0.078	-	8.588	-	-	-	0.000	-	0.000	50.119
05 03 02 08	Beef special premium	0.000	-	-	30.252	0.014	-	0.131	-0.000	0.111	-0.007	-0.113	-	-	-	-	-	-	-	-0.015	-	-	-	7.599	-	0.002	33.613	0.027	71.615
05 03 02 09	Beef slaughter premium — Calves	5.784	-	-	0.000	0.000	-	-	-	0.495	0.530	-0.009	-	-	-	-	-	-	-	-	-	0.888	-	-	-	-	-	-	7.665
05 03 02 10	Beef slaughter premium — Adults	-	-	-	0.001	0.003	-	0.049	-	43.175	0.655	-0.307	-	-	-	-	-	-	-0.059	-0.008	-	8.123	-	-	-	-	-	0.007	51.636
05 03 02 13	Sheep and goat premium	-	-	-	0.774	-	-	0.003	-	0.346	0.032	-0.261	-	-	-	-	-	-	-	-	-	21.595	-	-	-	0.551	-	0.013	23.053
05 03 02 14	Sheep and goat supplementary premium	-	-	-	-	-	-	0.000	-	0.143	0.007	-0.077	-	-	-	-	-	-	-	-	-	6.765	-	-	-	0.182	-	7.020	
05 03 02 18	Payments to starch potato producers	-	-	-	8.441	30.482	-	-	-	-	12.036	-	-	-	-	-	-	-	22.534	2.475	-	-	-	-	-	2.144	3.109	81.221	
05 03 02 19	Area aid for rice	-	-	-	-	-	-	-	-	45.325	7.175	91.420	-	-	-	-	-	-	-	-	-	10.353	-	-	-	-	-	154.271	
05 03 02 21	Aid for olive groves	-	-	-	-	-	-	-	-	0.517	-	1.925	-	-	-	-	-	-	-	-	-	-	-	-	-	-	-	2.442	
05 03 02 22	Tobacco premium	-	-	-	-	-	-	-	-	0.051	-	0.206	-	-	-	-	-	-	-	-	-	-	-	-	-	-	-	0.257	
05 03 02 23	Hops area aid	-	-	-	-	-	-	-	-	-	-	-	-	-	-	-	-	-	-	-	-	-	-	-	-	-	-	0.000	
05 03 02 24	Specific quality premium for durum wheat	-	-	-	-	-	-	-	-0.003	0.033	0.003	0.199	-	-	-	-	-	-	-	-	-0.000	-	0.014	-	-	-	-	0.246	
05 03 02 25	Protein crop premium	0.106	-	-	0.001	4.671	-	0.223	-	10.610	20.200	4.731	-	-	-	-	-	-	-	-	-0.002	-	0.182	-	0.018	-	1.164	0.001	7.737
05 03 02 26	Area payments for nuts	-	-	-	-	0.055	-	-	-0.003	65.742	2.004	14.931	-	-	-	-	-	-	0.002	0.011	-	4.877	-	0.016	-	-	-	-	0.009
05 03 02 27	Aid for energy crops	0.014	-0.001	-	0.016	0.061	-	0.020	-	0.001	0.610	0.025	-	0.021	0.053	0.000	-0.134	-	0.000	-0.000	0.016	-	0.002	-	0.392	0.024	0.002	0.068	1.189
05 03 02 28	Aid for silkworms	-	-	-	-	-	-	-	-	0.365	0.011	0.008	-	-	-	-	-	-	-	-	-	-	-	-	-	-	-	-	0.403
05 03 02 36	Payments for specific types of farming and quality production	-	-	-	-	-	-	0.002	-0.084	87.247	-	1.940	-	-	-	-	-	-	-	-	-	0.190	-	0.015	-	5.337	3.072	25.602	123.321
05 03 02 39	Additional amount for sugar beet and cane producers	-	-	-	-	-	-	-	-	3.800	21.303	-	20.122	-	-	-	-	-	-	-	-	-	-	-	-	-	-	-	45.225
05 03 02 40	Area aid for cotton	-	-	-	-	-	-	-	-	186.958	60.308	-	-	-	-	-	-	-	-	-	-	-	-	-	-	-	-	-	247.266
05 03 02 41	Transitional fruit and vegetables payment — Tomatoes	-	-	-	-	-	-	-	-	9.921	24.820	3.691	84.268	-	-	-	-	-	-	-	-	-	15.521	0.806	-	0.323	-	-	139.349
05 03 02 42	Transitional fruit and vegetables payment — Other products than tomatoes	-	-	-	-	-	-	-	-	1.955	1.179	39.852	8.243	4.437	-	-	-	-	-	-	-	-	-	-	-	-	-	-	55.666
05 03 02 43	Transitional soft fruit payment	-	0.176	-	-	-	-	-	-	-	-	-	-	0.002	-	-	0.017	-	-	-	-	10.533	-	-	-	-	-	-	10.728
05 03 02 44	Specific support (article 68) — Coupled direct aids	5.611	10.439	31.753	0.516	1.890	1.238	22.491	68.514	69.817	210.332	120.749	-	5.123	-	-	45.948	-	11.302	11.149	39.914	15.556	25.525	5.991	8.049	36.084	-	-	747.991
05 03 02 50	POSEI — Community support programmes	-	-	-	-	-	-	-	-	179.645	156.673	-	-	-	-	-	-	-	-	-	-	79.652	-	-	-	-	-	-	415.970
05 03 02 51	POSEI-Other direct aids and earlier regimes	-	-	-	-	-	-	-	-	-	-	-	-	-	-	-	-	-	-	-	-	0.138	-	-	-	-	-	-	0.138
05 03 02 52	POSEI — Aegean Islands	-	-	-	-	-	-	-	-	17.274	-	-	-	-	-	-	-	-	-	-	-	-	-	-	-	-	-	-	17.274
05 03 02 99	Other (direct aids)	-0.001	-0.004	-	-0.000	0.003	-	0.133	-	0.057	-0.002	-2.271	-	-	-	-	-	-	0.000	-0.002	-	-	-	-	-	-0.000	-	-0.314	-2.402
05 03 02	Other direct aids	101.957	10.610	31.753	39.999	37.261	1.238	23.115	288.696	881.146	938.644	358.634	4.437	5.147	0.053	0.000	45.831	-	34.338	80.487	50.463	245.027	26.333	13.639	8.763	46.471	39.797	33.208	3 347.044
05 03 03 00	Additional amounts of aid	0.001	-	-	-0.004	0.006	-	0.049	-0.000	0.096	0.016	0.131	-	-	-	-	-	-	0.006	-0.022	-	-	-	-	-	0.001	-	0.318	0.597
05 03 03	Additional amounts of aid	0.001	-	-	-0.004	0.006	-	0.049	-0.000	0.096	0.016	0.131	-	-	-	-	-	-	0.006	-0.022	-	-	-	-	-	0.001	-	0.318	0.597
	Sub-total FUND SOURCE C1 (*)	516.864	300.281	656.992	942.724	5 341.829	71.715	827.996	2 353.701	5 208.413	8 007.824	4 037.954	34.305	105.183	271.379	34.244	953.704	3.749	817.369	713.653	2 177.013	655.378	728.811	102.189	283.058	539.049	694.226	3 296.932	39 676.534
	Sub-total FUND SOURCE C4 (**)	-	-	-	-	-	-	-	-	-	-	-	-	-	-	-	-	-	-	-	-	-	-	-	-	-	-	-	-
	Sub-total FUND SOURCE C5 (***)	58.802	-	-	0.031	0.262	-	441.956	-	-	-	-	-	-	-	-	-	-	0.000	0.064	-	0.136	-	0.048	-	0.016	0.180	-	501.496
05 03	EAGF DIRECT AIDS 2011 EXPENDITURE	575.665	300.281	656.992	942.755	5 342.091	71.715	1 269.952	2 353.701	5 208.413	8 007.824	4 																	

ANNEX 14

Budget 2011 - EXPENDITURE FOR EXPORT REFUNDS BY MEMBER STATE - In EUR million

Commitment Appropriations

Member State - EU 27	2011
Belgium	2.64
Bulgaria	0.51
Czech Republic	0.87
Denmark	4.75
Germany	21.45
Estonia	0.08
Ireland	3.45
Greece	0.07
Spain	3.01
France	85.70
Italy	15.31
Cyprus	0.05
Latvia	0.00
Lithuania	4.68
Luxembourg	0.00
Hungary	1.50
Malta	0.00
Netherlands	8.29
Austria	5.54
Poland	14.39
Portugal	4.65
Romania	0.47
Slovenia	0.54
Slovakia	0.21
Finland	0.09
Sweden	0.10
United Kingdom	1.07
TOTAL Export Refunds Expenditure	179.43



ANNEX 15

Budget 2011 - EXPENDITURE for INTERVENTION in STORAGE

Commitment Appropriations

in Million Euro

PRODUCTS	TOTAL STORAGE	TOTAL PRIVATE STORAGE	TOTAL PUBLIC STORAGE	PUBLIC STORAGE (Details)					
				Technical costs	Financial costs	Difference between purchase and sales price	DEPRECIATIONS		
							Total depreciation	Purchase depreciation	Complementary depreciation end of the exercise
a = b + c	b	c = d+e+f+g	d	e	f	g = h + i	h	i	
CEREALS	-189.47	0.00	-189.47	41.15	2.21	-232.92	0.09	0.00	0.09
BREAD MAKING QUALITY WHEAT	-8.01		-8.01	1.71	0.13	-9.86	0.00		
BARLEY	-181.32		-181.32	39.42	2.08	-222.92	0.09		0.09
RYE	0.00		0.00				0.00		
MAIZE	-0.13		-0.13	0.01	0.00	-0.14	0.00		
SORGHUM	0.00		0.00				0.00		
RICE	0.00	0.00	0.00						
SUGAR	0.00	0.00	0.00	0.00	0.00	0.00	0.00	0.00	0.00
WHITE SUGAR	0.00		0.00	0.00	0.00	0.00	0.00		
RAW SUGAR	0.00		0.00				0.00		
OIL CROPS	0.00		0.00						
FIBRE FLAX AND HEMP	1.25	1.25	0.00						
FRUIT AND VEGETABLES	0.00		0.00						
PRODUCTS OF THE WINE-GROWING SECTOR/ ALCOHO	1.92	0.31	1.62	1.29	0.10	-0.11	0.33		0.33
TOBACCO	0.00		0.00						
MILK PRODUCTS	-64.67	8.25	-72.91	5.49	1.53	-79.93	0.00	0.00	0.00
SKIMMED MILK	-73.00		-73.00	5.37	1.50	-79.88	0.00		
BUTTER AND CREAM	8.33	8.24	0.09	0.11	0.03	-0.05	0.00		
CHEESE	0.01	0.01	0.00				0.00		
BEEF MEAT	0.01	0.01	0.00				0.00		
PORK MEAT	56.32	56.32	0.00				0.00		
FISHERY PRODUCTS	0.00	0.00	0.00				0.00		
TOTAL	-194.63	66.13	-260.77	47.93	3.84	-312.96	0.42	0.00	0.42

(1) The amounts are broken down as follows:

Results on sales
 Depreciation

Public alcohol

-0.07 mio-euro
 0.33 mio-euro

Mixed alcohol

-0.03 mio-euro
 0.00 mio-euro

ANNEX 16
 Budget 2011 - EXPENDITURE BY MEMBER STATE, BY ITEM AND BY FUND SOURCE

Commitment Appropriations

In EUROS

Budget line	Fund source	Heading	BE	BG	CZ	DK	DE	EE	IE	EL	ES	FR	IT	CY	LV	LT
05 01 04 01	C1	European Agriculture Guarantee Fund (EAGF) — Non-operational technical assistance	0	0	0	0	0	0	0	0	0	0	0	0	0	0
05 01 04	C1	Support expenditure for operations of Agriculture and RD Policy area	0	0	0	0	0	0	0	0	0	0	0	0	0	0
05 01	C1	Administrative expenditure of Agriculture and RD Policy area	0	0	0	0	0	0	0	0	0	0	0	0	0	0
05 02 01 01	C1	Export refunds for cereals	0	0	0	0	0	0	0	0	0	0	52 097	0	0	0
05 02 01 02	C1	Intervention storage of cereals	-3 655 983	-5 330 593	-424 045	-5 277 565	-30 399 557	65 263	0	-8 999 975	-30 895 275	38 853 885	-48 638 259	0	-2 619 105	-6 103 963
05 02 01 03	C1	Intervention for starch	0	0	594 303	3 086 368	11 556 576	0	0	0	0	4 463 885	9 940	0	41 925	0
05 02 01 99	C1	Other measures (cereals)	0	0	0	0	-52	0	0	0	0	0	0	0	0	0
05 02 01	C1	Cereals	-3 655 983	-5 330 593	170 257	-2 191 197	-18 843 033	65 263	0	-8 999 975	-30 895 275	43 317 770	-48 576 222	0	-2 577 180	-6 103 963
05 02 02 01	C1	Export refunds for rice	0	0	0	0	0	0	0	0	0	0	6 975	0	0	0
05 02 02 02	C1	Intervention storage of rice	0	0	0	0	0	0	0	0	0	0	0	0	0	0
05 02 02 99	C1	Other measures (rice)	0	0	0	0	0	0	0	0	0	0	0	0	0	0
05 02 02	C1	Rice	0	0	0	0	0	0	0	0	0	0	6 975	0	0	0
05 02 03 00	C1	Refunds on non-Annex 1 products	1 575 357	0	0	533 354	1 000 008	0	376 668	7 344	11 516	2 326 049	3 158 457	0	4 894	3 981
05 02 03	C1	Refunds on non-Annex 1 products	1 575 357	0	0	533 354	1 000 008	0	376 668	7 344	11 516	2 326 049	3 158 457	0	4 894	3 981
05 02 04 01	C1	Programmes for deprived persons	10 724 500	10 775 830	43 600	0	0	718 804	1 172 789	15 212 338	105 043 819	73 027 885	105 650 742	0	6 470 438	7 662 060
05 02 04 99	C1	Other measures (food programmes)	8 673	0	0	0	0	0	0	0	0	0	0	0	0	0
05 02 04	C1	Food programmes	10 733 173	10 775 830	43 600	0	0	718 804	1 172 789	15 212 338	105 043 819	73 027 885	105 650 742	0	6 470 438	7 662 060
05 02 05 01	C1	Export refunds for sugar and isoglucose	50 663	0	0	0	0	0	0	0	0	-233 344	6 094	0	0	0
05 02 05 03	C1	Production refunds for sugar used in the chemical industry	0	0	0	0	0	0	0	0	0	771 724	0	0	0	0
05 02 05 08	C1	Storage measures for sugar	0	0	197	0	0	0	0	0	0	0	0	0	0	0
05 02 05 99	C1	Other measures (sugar)	0	0	0	0	0	0	0	0	0	-46 445	0	0	0	0
05 02 05	C1	Sugar	50 663	0	197	0	0	0	0	0	0	491 935	6 094	0	0	0
05 02 06 03	C1	Storage measures for olive oil	0	0	0	0	0	0	0	0	0	0	0	0	0	0
05 02 06 05	C1	Quality improvement measures	0	0	0	0	0	0	0	9 123 135	44 314	567 762	34 406 431	0	0	0
05 02 06 99	C1	Other measures (olive oil)	0	0	0	0	0	0	0	0	0	0	12 642	0	0	0
05 02 06	C1	Olive oil	0	0	0	0	0	0	0	9 123 135	44 314	567 762	34 419 073	0	0	0
05 02 07 01	C1	Aid for fibre flax and hemp	3 316 768	0	23 392	0	94 361	0	0	0	1 249 403	14 434 215	0	0	8 091	3 945
05 02 07 02	C1	Aid for cotton	0	0	0	0	0	0	0	0	0	0	0	0	0	0
05 02 07 03	C1	Cotton — National restructuring programmes	0	0	0	0	0	0	0	3 872 324	6 134 000	0	0	0	0	0
05 02 07	C1	Textile plants	3 316 768	0	23 392	0	94 361	0	0	3 872 324	7 383 403	14 434 215	0	0	8 091	3 945
05 02 08 01	C1	Export refunds for fruits and vegetables	319	0	0	0	0	0	0	0	0	0	42 860	0	0	0
05 02 08 03	C1	Operational funds for producer organisations	26 567 773	0	323 155	6 033 897	25 758 737	0	-13 331	1 057 655	131 276 854	13 192 541	54 649 681	625 363	0	0
05 02 08 03	C4		0	0	0	0	298 496	0	163 082	4 179 549	0	22 065 706	29 347 313	0	0	0
05 02 08 03	C5		28 040 464	0	1 255 109	0	20 832 906	0	6 159	7 113 677	72 049 139	62 589 606	136 718 386	196 373	0	0
05 02 08 03	C1, C4, C5		54 608 237	0	1 578 264	6 033 897	46 890 139	0	155 911	12 350 881	203 325 993	97 847 853	220 715 380	821 736	0	0
05 02 08 09	C1	Compensation encourage processing citrus fru	0	0	0	0	0	0	0	0	222 388	0	-15 268	0	0	0
05 02 08 11	C1	Aid to producer groups preliminary recognition	0	0	280 800	0	0	0	0	9 653 675	48 863	45 649	94 399	0	442 373	0
05 02 08 11	C4		0	0	186 238	0	0	0	0	307 130	28 744	136 787	30 695	483 251	276 117	0
05 02 08 11	C1, C4		0	0	467 039	0	0	0	0	9 960 806	77 607	182 435	125 094	483 251	718 490	0
05 02 08 12	C1	School fruit scheme	534 471	442 212	3 335 587	998 026	6 527 650	159 543	503 652	1 053 366	3 690 877	999 133	19 642 838	261 446	299 696	247 164
05 02 08 99	C1	Other measures (fruits and vegetables)	0	0	0	0	1 722 375	0	0	0	0	217 213	-72 116	0	0	0
05 02 08 99	C4		0	1 962 177	114 933	16 374	3 864 332	1 321	13 159	7 219 098	16 967 742	307 572	6 566 464	0	57 381	0
05 02 08 99	C1, C4		0	1 962 177	114 933	16 374	5 586 707	1 321	13 159	7 219 098	16 967 742	524 284	6 494 348	0	57 381	0
05 02 08	C1	Fruits and vegetables	27 102 563	442 212	3 939 543	7 031 923	34 008 762	159 543	490 321	11 764 697	135 238 983	14 454 535	74 342 393	886 810	742 069	247 164
05 02 08	C4		0	1 962 177	301 172	16 374	4 162 828	1 321	176 241	11 705 778	16 996 486	22 510 064	35 944 472	483 251	333 498	0
05 02 08	C5		28 040 464	0	1 255 109	0	20 832 906	0	6 159	7 113 677	72 049 139	62 589 606	136 718 386	196 373	0	0
05 02 08	C1, C4, C5		55 143 027	2 404 389	5 495 823	7 048 298	59 004 496	160 864	672 721	30 584 151	224 284 608	99 554 206	247 005 251	1 566 433	1 075 567	247 164
05 02 09 01	C1	Export refunds for products of the wine- growing sector	0	0	0	0	0	0	0	0	0	9 087	4 499	0	0	0
05 02 09 02	C1	Storage of wine and grape musts	0	0	0	0	0	0	0	0	19 421	0	286 606	0	0	0
05 02 09 03	C1	Distillation of wine	0	0	0	0	0	0	0	0	-1 100	336	294 548	0	0	0
05 02 09 04	C1	Storage measures for alcohol	0	0	0	0	0	0	0	414 971	0	178 009	50 376	69 005	0	0
05 02 09 05	C1	Aid for the use of must	0	0	0	0	0	0	0	0	14 370	0	576 679	0	0	0
05 02 09 06	C1	Permanent abandonment premiums for areas under vines	0	0	0	0	0	0	0	0	0	65 398	0	0	0	0
05 02 09 07	C1	Restructuring and conversion of vineyards	0	0	0	0	-24 134	0	0	0	-152 921	0	-10 196 126	0	0	0
05 02 09 08	C1	National support programmes for wine sector	0	5 841 749	4 147 108	0	31 868 741	0	0	6 103 625	136 050 417	224 054 774	291 944 556	3 801 008	0	0
05 02 09 09	C1	Grubbing-up scheme	0	310 638	0	0	351 968	0	0	3 501 050	131 564 524	34 996 880	73 313 321	2 349 628	0	0
05 02 09 99	C1	Other measures (wine-growing sector)	0	0	0	0	0	0	0	0	0	0	240 862	0	0	0
05 02 09	C1	Products of the wine-growing sector	0	6 152 388	4 147 108	0	32 196 575	0	0	10 019 646	267 672 721	259 176 851	356 464 945	6 219 641	0	0

ANNEX 16
 Budget 2011 - EXPENDITURE BY MEMBER STATE, BY ITEM AND BY FUND SOURCE

Commitment Appropriations

In EUROS

Budget line	Fund source	Heading	BE	BG	CZ	DK	DE	EE	IE	EL	ES	FR	IT	CY	LV	LT
05 02 10 01	C1	Promotion measures. Payments by M. States	1 626 355	685 680	222 186	506 979	879 903	0	477 795	5 470 268	2 667 251	10 168 601	9 431 541	109 672	190 678	223 037
05 02 10 02	C1	Promotion measures — Direct payments by the European Community	0	0	0	0	0	0	0	0	0	0	0	0	0	0
05 02 10 99	C1	Other measures (promotion)	0	0	0	0	0	0	0	0	-7 004	-2 864	0	0	0	0
05 02 10	C1	Promotion	1 626 355	685 680	222 186	506 979	879 903	0	477 795	5 470 268	2 660 246	10 165 737	9 431 541	109 672	190 678	223 037
05 02 11 01	C1	Dried fodder	0	0	834 808	1 903 732	7 929 503	0	0	569 906	63 998 988	29 259 073	29 776 077	0	0	0
05 02 11 03	C1	Hops — Aid for producers organisations	0	0	0	0	2 277 000	0	0	0	0	0	0	0	0	0
05 02 11 04	C1	POSEI (excluding direct aids & MARE 11 02 03)	0	0	0	0	0	0	0	4 867 495	80 290 014	118 435 066	0	0	0	0
05 02 11 05	C1	Community fund tobacco (excluding SANCO 17)	0	0	0	0	0	0	0	0	0	378 923	0	0	0	0
05 02 11 99	C1	Other measures (other plant products/measures)	0	0	0	0	0	0	0	0	0	0	81 180	0	0	0
05 02 11	C1	Other plant products/measures	0	0	834 808	1 903 732	10 206 503	0	0	5 437 401	144 289 002	148 073 062	29 857 256	0	0	0
05 02 12 01	C1	Refunds for milk and milk products	235 807	0	80 729	593	303 028	0	171 366	598	8 343	3 737 285	153 497	40 153	0	134
05 02 12 02	C1	Intervention storage of skimmed-milk powder	-10 550 617	0	-1 079 831	0	43 235 260	784 160	36 077 065	0	-39 425 438	4 026 519	-48 019 270	0	-1 239 370	-262 333
05 02 12 03	C1	Aid for disposal of skimmed milk	0	0	0	0	0	0	0	0	0	0	0	0	0	0
05 02 12 04	C1	Intervention storage of butter and cream	724 213	0	0	754 397	1 588 438	384 205	1 263 431	-401 369	0	1 696 519	0	0	0	1 364 150
05 02 12 05	C1	Other measures relating to butterfat	73	0	0	0	-1 017	0	0	0	0	0	0	0	0	0
05 02 12 06	C1	Intervention storage of cheese	0	0	0	0	0	0	0	0	0	6 052	0	0	0	0
05 02 12 08	C1	School milk	707 634	1 854	414 591	2 025 641	6 276 145	629 699	557 753	0	619 944	12 774 352	3 601 682	260 427	122 611	313 909
05 02 12 99	C1	Other measures (milk and milk products)	290	0	0	69	55 251	0	88 500	0	5 107	37 121	-241 876	0	0	16
05 02 12	C1	Milk and milk products	-8 882 600	1 854	-584 511	2 780 699	51 457 105	1 798 065	38 158 116	-400 772	-38 792 043	22 277 848	-44 505 967	300 580	-1 116 760	1 415 875
05 02 13 01	C1	Refunds for beef and veal	438 829	2 153	555 735	1 742 899	12 463 646	0	2 905 085	0	794 193	3 440 281	4 389 831	0	0	4 667 519
05 02 13 02	C1	Intervention storage of beef and veal	0	0	0	0	0	0	0	0	0	6 240	0	0	0	0
05 02 13 03	C1	Exceptional support measures	0	0	0	0	0	0	0	0	0	0	0	0	0	0
05 02 13 04	C1	Refunds for live animals	0	0	150 750	0	4 091 102	71 789	0	0	0	799 108	0	0	0	8 263
05 02 13 99	C1	Other measures (beef and veal)	0	0	0	0	0	0	0	0	0	-135 414	0	0	0	0
05 02 13	C1	Beef and veal	438 829	2 153	706 485	1 742 899	16 554 749	71 789	2 905 085	0	794 193	4 103 975	4 396 071	0	0	4 675 782
05 02 14 01	C1	Intervention in the form of storage of sheepmeat and goatmeat	0	0	0	0	0	0	0	0	0	0	0	0	0	0
05 02 14 99	C1	Other measures (sheepmeat and goatmeat)	0	0	0	0	0	0	0	0	0	0	0	0	0	0
05 02 14	C1	Sheepmeat and goatmeat	0	0	0	0	0	0	0	0	0	0	0	0	0	0
05 02 15 01	C1	Refunds for pigmeat	247 874	0	0	822 515	322 656	0	0	15 562	2 017 550	339 720	6 520 356	7 393	0	0
05 02 15 02	C1	Intervention for pigmeat	1 095 948	0	114 428	6 058 635	18 063 597	130 070	503 783	0	11 045 783	1 206 298	5 178 970	0	0	0
05 02 15 03	C1	Exceptional market-support measures. Pigmeat	0	0	0	0	0	0	0	0	0	0	0	0	0	0
05 02 15 04	C1	Refunds for eggs	73 122	39 716	81 203	81 831	248 495	5 021	0	51 083	175 347	746 432	271 736	0	0	0
05 02 15 05	C1	Refunds for poultrymeat	10 798	463 417	3 875	1 567 252	3 017 413	0	0	0	458	74 539 433	694 450	0	0	0
05 02 15 06	C1	Specific aid for bee-keeping	285 900	1 179 905	1 221 637	177 087	1 263 361	48 224	49 306	2 563 285	4 658 585	2 442 535	2 803 433	103 347	127 843	251 628
05 02 15 07	C1	Exceptional market-support measures for the poultrymeat and eggs sector	0	0	0	0	0	0	0	0	0	0	0	0	0	0
05 02 15 99	C1	Other measures (pigmeat, poultry, eggs, bee-keeping, other animal products)	0	0	0	0	0	0	0	0	0	0	0	0	0	0
05 02 15	C1	Pigmeat, eggs and poultry, bee-keeping and other animal products	1 713 642	1 683 038	1 421 143	8 707 321	22 915 521	183 315	553 088	2 629 930	17 897 723	79 274 418	15 468 945	110 740	127 843	251 628
05 02	C1		34 018 767	14 412 561	10 924 207	21 015 710	150 470 454	2 996 779	44 133 861	54 136 335	611 348 601	671 692 043	540 120 304	7 627 443	3 850 074	8 379 508
05 02	C4	Interventions in agricultural markets	0	1 962 177	301 172	16 374	4 162 828	1 321	176 241	11 705 778	16 996 486	22 510 064	35 944 472	483 251	333 498	0
05 02	C5		28 040 464	0	1 255 109	0	20 832 906	0	6 159	7 113 677	72 049 139	62 589 606	136 718 386	196 373	0	0
05 02	C1, C4, C5		62 059 231	16 374 738	12 480 488	21 032 085	175 466 188	2 998 100	44 316 261	72 955 790	700 394 226	756 791 713	712 783 162	8 307 066	4 183 572	8 379 508
05 03 01 01	C1	SPS (single payment scheme)	414 905 562	0	0	898 687 243	5 304 561 376	0	804 832 570	2 065 004 619	4 287 390 224	6 930 957 558	3 524 691 804	0	0	0
05 03 01 01	C5		58 801 638	0	0	31 150	262 318	0	441 956 318	0	0	0	0	0	0	0
05 03 01 01	C1, C5		473 707 200	0	0	898 718 393	5 304 823 695	0	1 246 788 888	2 065 004 619	4 287 390 224	6 930 957 558	3 524 691 804	0	0	0
05 03 01 02	C1	SAPS (single area payment scheme)	0	289 670 663	580 588 835	0	0	70 476 828	0	0	0	0	29 868 257	95 102 011	261 144 895	
05 03 01 03	C1	Separate sugar payment	0	0	44 236 537	0	0	0	0	0	0	0	0	4 934 028	10 181 005	
05 03 01 04	C1	Separate fruit and vegetables payment	0	0	413 995	0	0	0	0	0	0	0	0	0	0	
05 03 01 05	C1	Specific support (article 68) — Decoupled direct	0	0	0	4 041 652	0	0	0	0	39 781 961	138 206 336	154 497 048	0	0	
05 03 01 99	C1	Other (decoupled direct aids)	0	0	0	0	0	0	0	0	0	0	0	0	0	
05 03 01	C1		414 905 562	289 670 663	625 239 368	902 728 895	5 304 561 376	70 476 828	804 832 570	2 065 004 619	4 327 172 185	7 069 163 894	3 679 188 852	29 868 257	100 036 039	271 325 900
05 03 01	C5	Decoupled direct aids	58 801 638	0	0	31 150	262 318	0	441 956 318	0	0	0	0	0	0	0
05 03 01	C1, C5		473 707 200	289 670 663	625 239 368	902 760 045	5 304 823 695	70 476 828	1 246 788 888	2 065 004 619	4 327 172 185	7 069 163 894	3 679 188 852	29 868 257	100 036 039	271 325 900
05 03 02 01	C1	Crops area payments	-75	0	0	0	80 400	0	14 176	0	633 580	318 713	2 431 925	0	0	0
05 03 02 04	C1	Supplementary aid for durum wheat: traditional production zones	0	0	0	0	0	0	0	0	150 239	-6 718	-777 306	0	0	0
05 03 02 05	C1	Production aid for seeds	7 556	0	0	0	0	0	0	0	8 404 530	2 031 726	11 315 742	0	0	0
05 03 02 06	C1	Suckler-cow premium	72 471 519	0	0	0	2 677	0	49 013	0	237 530 065	482 500 509	-69 683	0	0	0
05 03 02 07	C1	Additional suckler-cow premium	17 965 206	0	0	0	0	0	0	0	23 492 350	0	-4 569	0	0	0
05 03 02 08	C1	Beef special premium	212	0	30 252 170	0	13 688	0	131 458	-148	110 788	-6 685	-113 356	0	0	0
05 03 02 09	C1	Beef slaughter premium — Calves	5 783 738	0	0	-36	28	0	0	0	495 208	529 999	-8 881	0	0	0
05 03 02 10	C1	Beef slaughter premium — Adults	0	0	-1 299	0	2 953	0	48 527	0	43 174 921	655 140				

ANNEX 16
 Budget 2011 - EXPENDITURE BY MEMBER STATE, BY ITEM AND BY FUND SOURCE

Commitment Appropriations

In EUROS

Budget line	Fund source	Heading	BE	BG	CZ	DK	DE	EE	IE	EL	ES	FR	IT	CY	LV	LT
17 04 03	C1	Emergency fund for veterinary complaints and other animal contaminations which are a risk to public health	0	0	0	0	0	0	0	0	0	0	0	0	0	0
17 04 04 01	C1	Plant health measures — New measures	0	0	0	0	0	0	0	0	0	0	0	0	0	0
17 04 04	C1	Plant health measures	0	0	0	0	0	0	0	0	0	0	0	0	0	0
17 04 05 01	C1	Community Plant Variety Office — Contribution to Titles 1 and 2	0	0	0	0	0	0	0	0	0	0	0	0	0	0
17 04 05 02	C1	Community Plant Variety Office — Contribution to Title 3	0	0	0	0	0	0	0	0	0	0	0	0	0	0
17 04 05	C1		0	0	0	0	0	0	0	0	0	0	0	0	0	0
17 04 07 01	C1	Feed and food safety and related activities — New measures	0	0	0	0	0	0	0	0	0	0	0	0	0	0
17 04 07	C1	Feed & food safety & related activities	0	0	0	0	0	0	0	0	0	0	0	0	0	0
17 04	C1		0	0	0	0	0	0	0	0	0	0	0	0	0	0
17 04	C5	Food safety, animal health, animal welfare and plant health	0	0	0	0	0	0	0	0	0	0	0	0	0	0
17 04	C1, C5		0	0	0	0	0	0	0	0	0	0	0	0	0	0
17	C1		0	0	0	0	0	0	0	0	0	0	0	0	0	0
17	C5	Health and consumer protection	0	0	0	0	0	0	0	0	0	0	0	0	0	0
17	C1, C5		0	0	0	0	0	0	0	0	0	0	0	0	0	0
Sub-total EAGF Expenditure Fund source C1			550 669 639	314 627 732	667 717 608	963 739 344	5 493 528 489	74 702 142	872 802 078	2 406 132 936	5 817 317 539	8 676 894 063	4 633 800 699	41 931 991	109 012 939	279 758 102
Sub-total EAGF Expenditure Fund source C4			0	1 962 177	301 172	16 374	4 162 828	1 321	176 241	11 705 778	16 996 486	22 510 064	35 944 472	483 251	333 498	0
Sub-total EAGF Expenditure Fund source C5			86 842 101	0	1 255 109	31 150	21 095 224	0	441 962 477	7 113 677	72 049 139	62 589 606	136 718 386	196 373	0	0
TOTAL 2011 EAGF EXPENDITURE BY MEMBER STATE			637 511 740	316 589 909	669 273 889	963 786 868	5 518 786 541	74 703 463	1 314 940 797	2 424 952 391	5 906 363 164	8 761 993 734	4 806 463 557	42 611 614	109 346 437	279 758 102
05 02 16 01	C4	Sugar Restructuring Fund	-798 013	0	0	-1 049	-15 940	0	0	0	-17 060	-144	-278 051	0	0	0
05 02 16 01	C5		7 889 042	0	0	3 235 011	13 046 274	0	15 754	0	38 121 792	28 947 134	46 395 818	0	3 187 542	54 763
05 02 16 01	C4, C5		7 091 029	0	0	3 233 962	13 030 334	0	15 754	0	38 104 733	28 946 990	46 117 768	0	3 187 542	54 763
05 02 16 02		Clearance with regard to the Sugar Restructuring Fund	0	0	0	0	0	0	0	0	0	0	0	0	0	0
05 02 16	C4		-798 013	0	0	-1 049	-15 940	0	0	0	-17 060	-144	-278 051	0	0	0
05 02 16	C5	Sugar Restructuring Fund	7 889 042	0	0	3 235 011	13 046 274	0	15 754	0	38 121 792	28 947 134	46 395 818	0	3 187 542	54 763
05 02 16	C4, C5		7 091 029	0	0	3 233 962	13 030 334	0	15 754	0	38 104 733	28 946 990	46 117 768	0	3 187 542	54 763
05 02 08 13	C1	Pilot project - fruit and vegetable consumption														
05 02 17 01	C1	Support for farmers' cooperatives	0	0	0	0	0	0	0	0	0	0	0	0	0	0
05 02 17 02	C1	European farm prices and margins observatory	0	0	0	0	0	0	0	0	0	0	0	0	0	0
05 02 17 03	C1	Support for farmers' & consumers' initiatives for low carbon emission, low energy consumption & locally marketed food production	0	0	0	0	0	0	0	0	0	0	0	0	0	0
05 02 17 07	C1	Measures to combat speculation in agricultural commodities	0	0	0	0	0	0	0	0	0	0	0	0	0	0
05 02 17	C1	Pilot projects. Support for farmers	0	0	0	0	0	0	0	0	0	0	0	0	0	0
05 08 10	C1	Pilot project — Assessing end-user costs of compliance with EU legislation in the fields of environment, animal welfare & food safety	0	0	0	0	0	0	0	0	0	0	0	0	0	0
Sub-total Expenditure Fund source C1			550 669 639	314 627 732	667 717 608	963 739 344	5 493 528 489	74 702 142	872 802 078	2 406 132 936	5 817 317 539	8 676 894 063	4 633 800 699	41 931 991	109 012 939	279 758 102
Sub-total Expenditure Fund source C4			-798 013	1 962 177	301 172	15 326	4 146 888	1 321	176 241	11 705 778	16 979 426	22 509 920	35 666 422	483 251	333 498	0
Sub-total Expenditure Fund source C5			94 731 144	0	1 255 109	3 266 161	34 141 498	0	441 978 232	7 113 677	110 170 931	91 536 740	183 114 204	196 373	3 187 542	54 763
TOTAL 2011 EXPENDITURE BY MEMBER STATE			644 602 769	316 589 909	669 273 889	967 020 830	5 531 816 875	74 703 463	1 314 956 551	2 424 952 391	5 944 467 897	8 790 940 723	4 852 581 324	42 611 614	112 533 979	279 812 865

BE	BG	CZ	DK	DE	EE	IE	EL	ES	FR	IT	CY	LV	LT
----	----	----	----	----	----	----	----	----	----	----	----	----	----

ANNEX 16
 Budget 2011 - EXPENDITURE BY MEMBER STATE, BY ITEM AND BY FUND SOURCE

Commitment Appropriations

In EUROS

Budget line	Fund source	Heading	LU	HU	MT	NL	AT	PL	PT	RO	SI	SK	FI	SE	UK	CE	TOTAL
05 01 04 01	C1	European Agriculture Guarantee Fund (EAGF) — Non-operational technical assistance	0	0	0	0	0	0	0	0	0	0	0	0	0	8 442 043	8 442 043
05 01 04	C1	Support expenditure for operations of Agriculture and RD Policy area	0	0	0	0	0	0	0	0	0	0	0	0	0	8 442 043	8 442 043
05 01	C1	Administrative expenditure of Agriculture and RD Policy area	0	0	0	0	0	0	0	0	0	0	0	0	0	8 442 043	8 442 043
05 02 01 01	C1	Export refunds for cereals	0	0	0	0	0	0	0	0	0	0	0	0	0	0	52 097
05 02 01 02	C1	Intervention storage of cereals	0	26 652 467	-603 950	0	549 688	-4 631 647	-6 265 030	-30 595 077	-1 463 322	759 185	-52 409 762	-5 797 690	-12 241 336	0	-189 471 647
05 02 01 03	C1	Intervention for starch	0	0	0	8 876 139	859 990	1 797 101	0	0	0	0	783 232	1 135 120	0	0	33 204 579
05 02 01 99	C1	Other measures (cereals)	0	0	0	0	0	0	0	0	0	0	0	0	0	0	-52
05 02 01	C1	Cereals	0	26 652 467	-603 950	8 876 139	1 409 678	-2 834 546	-6 265 030	-30 595 077	-1 463 322	759 185	-51 626 530	-4 662 570	-12 241 336	0	-156 215 024
05 02 02 01	C1	Export refunds for rice	0	0	0	0	0	0	0	0	0	0	0	0	0	0	6 975
05 02 02 02	C1	Intervention storage of rice	0	0	0	0	0	0	0	0	0	0	0	0	0	0	0
05 02 02 99	C1	Other measures (rice)	0	0	0	0	0	0	0	0	0	0	0	0	0	0	0
05 02 02	C1	Rice	0	0	0	0	0	0	0	0	0	0	0	0	0	0	6 975
05 02 03 00	C1	Refunds on non-Annex 1 products	0	15 671	0	3 379 903	34 730	95 527	131 053	0	0	0	7 192	45 542	30 104	0	12 737 349
05 02 03	C1	Refunds on non-Annex 1 products	0	15 671	0	3 379 903	34 730	95 527	131 053	0	0	0	7 192	45 542	30 104	0	12 737 349
05 02 04 01	C1	Programmes for deprived persons	101 776	14 026 777	676 212	0	0	74 679 787	28 644 670	49 059 395	2 460 818	4 560 701	4 258 414	0	0	0	514 971 353
05 02 04 99	C1	Other measures (food programmes)	0	0	0	0	0	0	0	0	0	0	0	0	0	0	8 673
05 02 04	C1	Food programmes	101 776	14 026 777	676 212	0	0	74 679 787	28 644 670	49 059 395	2 460 818	4 560 701	4 258 414	0	0	0	514 980 026
05 02 05 01	C1	Export refunds for sugar and isoglucose	0	0	0	0	0	1 640 152	0	0	0	0	0	0	11 723	0	1 475 288
05 02 05 03	C1	Production refunds for sugar used in the chemical industry	0	0	0	0	0	0	0	0	0	0	0	0	0	0	771 724
05 02 05 08	C1	Storage measures for sugar	0	0	0	0	0	0	0	0	0	0	0	0	0	0	197
05 02 05 99	C1	Other measures (sugar)	0	0	0	0	0	0	0	0	0	0	0	0	0	0	-46 445
05 02 05	C1	Sugar	0	0	0	0	0	1 640 152	0	0	0	0	0	0	11 723	0	2 200 764
05 02 06 03	C1	Storage measures for olive oil	0	0	0	0	0	0	0	0	0	0	0	0	0	0	0
05 02 06 05	C1	Quality improvement measures	0	0	0	0	0	0	0	0	0	0	0	0	0	0	44 141 642
05 02 06 99	C1	Other measures (olive oil)	0	0	0	0	0	0	0	0	0	0	0	0	0	0	12 642
05 02 06	C1	Olive oil	0	0	0	0	0	0	0	0	0	0	0	0	0	0	44 154 284
05 02 07 01	C1	Aid for fibre flax and hemp	0	0	0	923 838	4 804	116 786	0	0	0	0	0	0	96 439	0	20 272 041
05 02 07 02	C1	Aid for cotton	0	0	0	0	0	0	0	0	0	0	0	0	0	0	0
05 02 07 03	C1	Cotton — National restructuring programmes	0	0	0	0	0	0	0	0	0	0	0	0	0	0	10 006 324
05 02 07	C1	Textile plants	0	0	0	923 838	4 804	116 786	0	0	0	0	0	0	96 439	0	30 278 365
05 02 08 01	C1	Export refunds for fruits and vegetables	0	0	0	0	0	0	6 339	0	0	0	0	0	0	0	49 518
05 02 08 03	C1	Operational funds for producer organisations	0	1 442 987	111 062	16 237 048	1 671 801	1 015 427	4 684 078	3 707 123	0	89 886	0	268 059	3 050 204	0	291 750 000
05 02 08 03	C4		0	0	0	26 983 528	909 784	0	3 009 814	0	0	0	233 601	1 659 089	1 380 423	0	90 230 387
05 02 08 03	C5		0	1 373 883	0	56 213 700	4 253 126	182 928	3 773 216	359 641	0	238 202	854 676	1 474 254	6 074 874	0	403 600 317
05 02 08 03	C1, C4, C5		0	2 816 869	111 062	99 434 276	6 834 710	1 198 355	11 467 107	4 066 763	0	328 088	1 088 277	3 401 401	10 505 502	0	785 580 704
05 02 08 09	C1	Compensation encourage processing citrus fru	0	0	0	0	0	0	0	0	0	0	0	0	0	0	207 121
05 02 08 11	C1	Aid to producer groups preliminary recognition	0	3 437 369	0	0	0	131 462 954	193 692	1 890 227	0	0	0	0	0	0	147 550 000
05 02 08 11	C4		0	1 460 719	62 971	0	0	42 488 760	61 672	1 632 800	0	75 000	0	0	0	0	47 230 884
05 02 08 11	C1, C4		0	4 898 088	62 971	0	0	173 951 714	255 364	3 523 027	0	75 000	0	0	0	0	194 780 884
05 02 08 12	C1	School fruit scheme	167 404	3 434 507	249 507	1 748 661	236 331	7 581 175	628 862	2 045 649	422 642	2 071 643	0	0	0	0	57 282 043
05 02 08 99	C1	Other measures (fruits and vegetables)	0	0	0	0	-6 225	0	0	0	0	0	0	0	238 754	0	2 100 000
05 02 08 99	C4		0	1 222 908	0	1 156 298	1 519 725	44 127 242	1 901 533	84 189	192 675	529 160	0	1 120	56 627	0	87 882 030
05 02 08 99	C1, C4		0	1 222 908	0	1 156 298	1 513 500	44 127 242	1 901 533	84 189	192 675	529 160	0	1 120	295 381	0	89 982 030
05 02 08	C1		167 404	8 314 863	360 569	17 985 709	1 901 907	140 059 556	5 512 970	7 642 998	422 642	2 161 529	0	268 059	3 288 958	0	498 938 683
05 02 08	C4	Fruits and vegetables	0	2 683 627	62 971	28 139 827	2 429 509	86 616 002	4 973 018	1 716 989	192 675	604 160	233 601	1 660 209	1 437 050	0	225 343 300
05 02 08	C5		0	1 373 883	0	56 213 700	4 253 126	182 928	3 773 216	359 641	0	238 202	854 676	1 474 254	6 074 874	0	403 600 317
05 02 08	C1, C4, C5		167 404	12 372 372	423 540	102 339 235	8 584 541	226 858 486	14 259 205	9 719 628	615 317	3 003 891	1 088 277	3 402 522	10 800 883	0	1 127 882 300
05 02 09 01	C1	Export refunds for products of the wine-growing sector	0	0	0	0	0	0	283 054	0	0	0	0	0	0	0	296 640
05 02 09 02	C1	Storage of wine and grape musts	0	0	0	0	0	0	0	0	0	0	0	0	0	0	306 027
05 02 09 03	C1	Distillation of wine	0	0	0	0	0	0	0	0	0	0	0	0	0	0	293 784
05 02 09 04	C1	Storage measures for alcohol	0	549 174	0	0	0	0	354 748	0	0	0	0	0	0	0	1 616 283
05 02 09 05	C1	Aid for the use of must	0	0	0	0	0	0	9 265	0	0	0	0	0	0	0	600 315
05 02 09 06	C1	Permanent abandonment premiums for areas under vines	0	0	0	0	0	0	0	0	0	0	0	0	0	0	65 398
05 02 09 07	C1	Restructuring and conversion of vineyards	0	-23 332	0	0	0	0	0	0	0	0	0	0	0	0	-10 396 513
05 02 09 08	C1	National support programmes for wine sector	0	23 806 724	0	0	11 248 137	0	52 994 216	42 100 000	3 937 000	4 160 000	0	0	0	0	842 058 055
05 02 09 09	C1	Grubbing-up scheme	2 205	13 480 497	0	0	1 450 458	0	4 261 029	2 734 804	458 581	406 815	0	0	0	0	269 182 398
05 02 09 99	C1	Other measures (wine-growing sector)	0	0	0	0	0	0	0	0	0	0	0	0	0	0	240 862
05 02 09	C1	Products of the wine-growing sector	2 205	37 813 063	0	0	12 698 594	0	57 902 312	44 834 804	4 395 581	4 566 815	0	0	0	0	1 104 263 249

ANNEX 16
 Budget 2011 - EXPENDITURE BY MEMBER STATE, BY ITEM AND BY FUND SOURCE

Commitment Appropriations

In EUROS

Budget line	Fund source	Heading	LU	HU	MT	NL	AT	PL	PT	RO	SI	SK	FI	SE	UK	CE	TOTAL
05 02 10 01	C1	Promotion measures. Payments by M. States	92 478	219 625	86 708	3 106 392	1 862 107	1 583 818	2 132 220	131 864	479 243	639 728	431 672	397 863	2 442 976	0	46 266 639
05 02 10 02	C1	Promotion measures — Direct payments by the European Community	0	0	0	0	0	0	0	0	0	0	0	0	0	998 099	998 099
05 02 10 99	C1	Other measures (promotion)	0	0	0	0	0	0	0	0	0	0	0	0	0	0	-9 869
05 02 10	C1	Promotion	92 478	219 625	86 708	3 106 392	1 862 107	1 583 818	2 132 220	131 864	479 243	639 728	431 672	397 863	2 442 976	998 099	47 254 869
05 02 11 01	C1	Dried fodder	0	857 450	0	4 303 913	65 957	102 414	13 416	0	0	35 440	0	238 354	1 202 099	0	141 091 129
05 02 11 03	C1	Hops — Aid for producers organisations	0	0	0	0	0	0	0	0	0	0	0	0	0	0	2 277 000
05 02 11 04	C1	POSEI (excluding direct aids & MARE 11 02 03)	0	0	0	0	0	0	20 125 782	0	0	0	0	0	0	0	223 718 357
05 02 11 05	C1	Community fund tobacco (excluding SANCO 17 C)	0	0	0	0	0	0	0	0	0	0	0	0	0	0	378 923
05 02 11 99	C1	Other measures (other plant products/measure)	0	0	0	0	0	0	0	0	0	0	0	0	0	0	81 180
05 02 11	C1	Other plant products/measures	0	857 450	0	4 303 913	65 957	102 414	20 139 198	0	0	35 440	0	238 354	1 202 099	0	367 546 589
05 02 12 01	C1	Refunds for milk and milk products	0	81 386	0	99 559	19 304	1 702	186 200	0	-27 316	0	48 801	7 136	270 297	0	5 418 602
05 02 12 02	C1	Intervention storage of skimmed-milk powder	0	0	0	-12 023 108	0	-22 768 575	-7 552 562	-9 508 800	-849 000	0	-287 445	-2 428 527	-1 129 353	0	-73 001 226
05 02 12 03	C1	Aid for disposal of skimmed milk	0	0	0	0	0	0	0	0	0	0	0	0	0	0	0
05 02 12 04	C1	Intervention storage of butter and cream	4 205	0	0	1 748 764	13 109	0	-1 015 620	0	0	0	0	16 739	0	188 823	8 330 006
05 02 12 05	C1	Other measures relating to butterfat	0	0	0	0	0	0	0	0	0	0	0	0	0	0	-944
05 02 12 06	C1	Intervention storage of cheese	0	0	0	0	0	0	0	0	-729	0	0	0	0	0	5 323
05 02 12 08	C1	School milk	14 599	1 035 967	24 151	567 007	631 746	9 270 189	984 499	8 574 340	1 010	589 656	3 716 101	8 619 495	1 900 205	0	64 235 206
05 02 12 99	C1	Other measures (milk and milk products)	0	15 599	0	80 000	-36	299	16 048	1 200	0	0	3 615	0	34 064	0	95 266
05 02 12	C1	Milk and milk products	18 804	1 132 952	24 151	-9 527 778	664 124	-13 496 385	-7 381 435	-933 260	-876 036	589 656	3 497 810	6 198 104	1 264 037	0	5 082 232
05 02 13 01	C1	Refunds for beef and veal	0	123 353	0	1 501 868	2 681 245	10 187 487	0	174 317	65 959	0	0	1 694	2 783	0	46 138 877
05 02 13 02	C1	Intervention storage of beef and veal	0	0	0	0	0	0	0	0	0	0	0	0	0	0	6 240
05 02 13 03	C1	Exceptional support measures	0	0	0	0	0	0	0	0	0	0	0	0	78	0	78
05 02 13 04	C1	Refunds for live animals	0	731 900	0	2 061 093	1 530 250	0	0	0	0	157 830	36 657	0	0	0	9 638 743
05 02 13 99	C1	Other measures (beef and veal)	0	0	0	0	0	0	0	0	0	0	0	-453	0	0	-135 867
05 02 13	C1	Beef and veal	0	855 254	0	3 562 961	4 211 495	10 187 487	0	174 317	65 959	157 830	36 657	1 242	2 861	0	55 648 071
05 02 14 01	C1	Intervention in the form of storage of sheepmeat and goatmeat	0	0	0	0	0	0	0	0	0	0	0	0	0	0	0
05 02 14 99	C1	Other measures (sheepmeat and goatmeat)	0	0	0	0	0	0	0	0	0	0	0	0	0	0	0
05 02 14	C1	Sheepmeat and goatmeat	0	0	0	0	0	0	0	0	0	0	0	0	0	0	0
05 02 15 01	C1	Refunds for pigmeat	0	89 254	0	46 632	1 223 464	2 251 577	4 036 681	0	480 028	12 838	0	33 859	652 261	0	19 120 220
05 02 15 02	C1	Intervention for pigmeat	0	817 345	0	6 334 293	945 896	2 209 956	756 357	375 498	0	0	359 906	488 384	639 764	0	56 324 912
05 02 15 03	C1	Exceptional market-support measures. Pigmeat	0	0	0	0	0	0	0	0	0	0	0	0	0	0	0
05 02 15 04	C1	Refunds for eggs	0	18 656	0	745 757	51 550	23 079	0	1 302	26 004	31 522	0	11 277	100 583	0	2 783 715
05 02 15 05	C1	Refunds for poultrymeat	0	440 176	0	451 541	0	191 121	7 445	297 586	0	3 561	0	6 795	0	0	81 695 321
05 02 15 06	C1	Specific aid for bee-keeping	15 803	1 883 749	6 987	167 100	750 000	2 298 126	1 094 763	2 948 261	324 287	639 498	99 551	241 845	733 647	0	28 379 692
05 02 15 07	C1	Exceptional market-support measures for the poultrymeat and eggs sector	0	0	0	0	0	0	0	0	0	0	0	0	0	0	0
05 02 15 99	C1	Other measures (pigmeat, poultry, eggs, bee-keeping, other animal products)	0	0	0	0	0	0	0	0	0	0	0	0	0	0	0
05 02 15	C1	Pigmeat, eggs and poultry, bee-keeping and other animal products	15 803	3 249 181	6 987	7 745 323	2 970 911	6 973 858	5 895 247	3 622 647	830 319	687 418	459 457	775 364	2 133 050	0	188 303 860
05 02	C1		398 470	93 137 302	550 675	40 356 400	25 824 307	219 108 454	106 711 205	73 937 688	6 315 203	14 158 303	-42 935 328	3 261 956	-1 769 088	998 099	2 715 180 293
05 02	C4	Interventions in agricultural markets	0	2 683 627	62 971	28 139 827	2 429 509	86 616 002	4 973 018	1 716 989	192 675	604 160	233 601	1 660 209	1 437 050	0	225 343 300
05 02	C5		0	1 373 883	0	56 213 700	4 253 126	182 928	3 773 216	359 641	0	238 202	854 676	1 474 254	6 074 874	0	403 600 317
05 02	C1, C4, C5		398 470	97 194 812	613 647	124 709 927	32 506 942	305 907 384	115 457 439	76 014 317	6 507 878	15 000 664	-41 847 051	6 396 419	5 742 837	998 099	3 344 123 911
05 03 01 01	C1	SPS (single payment scheme)	34 244 035	0	3 748 943	780 732 456	633 188 243	0	398 422 381	0	88 550 617	0	492 576 988	654 428 913	3 263 405 965	0	30 580 329 496
05 03 01 01	C5		0	0	6	64 405	0	0	136 345	0	47 971	0	15 718	180 200	0	0	501 496 069
05 03 01 01	C1, C5		34 244 035	0	3 748 948	780 796 861	633 188 243	0	398 558 726	0	88 598 588	0	492 592 706	654 609 112	3 263 405 965	0	31 081 825 565
05 03 01 02	C1	SAPS (single area payment scheme)	0	831 657 531	0	0	0	1 962 486 049	0	698 510 825	0	264 773 997	0	0	0	0	5 084 279 890
05 03 01 03	C1	Separate sugar payment	0	40 693 642	0	0	0	157 353 348	0	3 967 489	0	8 848 950	0	0	0	0	270 214 998
05 03 01 04	C1	Separate fruit and vegetables payment	0	4 380 245	0	0	0	6 710 561	0	0	0	672 030	0	0	0	0	12 176 831
05 03 01 05	C1	Specific support (article 68) — Decoupled direct aids	0	31 141 948	0	2 292 843	0	0	11 928 975	0	0	0	0	0	0	0	381 890 763
05 03 01 99	C1	Other (decoupled direct aids)	0	0	0	0	0	0	0	0	0	0	0	0	0	0	0
05 03 01	C1		34 244 035	907 873 365	3 748 943	783 025 299	633 188 243	2 126 549 958	410 351 356	702 478 314	88 550 617	274 294 977	492 576 988	654 428 913	3 263 405 965	0	36 328 891 978
05 03 01	C5	Decoupled direct aids	0	0	6	64 405	0	0	136 345	0	47 971	0	15 718	180 200	0	0	501 496 069
05 03 01	C1, C5		34 244 035	907 873 365	3 748 948	783 089 704	633 188 243	2 126 549 958	410 487 701	702 478 314	88 598 588	274 294 977	492 592 706	654 609 112	3 263 405 965	0	36 830 388 047
05 03 02 01	C1	Crops area payments	0	0	0	252 737	-2 083	0	-2 687	0	0	0	0	0	27 720	0	3 754 407
05 03 02 04	C1	Supplementary aid for durum wheat: traditional production zones	0	0	0	0	0	0	0	0	0	0	0	0	0	0	-633 786
05 03 02 05	C1	Production aid for seeds	0	0	0	305 529	0	0	169 756	0	0	0	981 286	0	0	0	23 216 125
05 03 02 06	C1	Suckler-cow premium	0	0	0	342	66 795 951	0	72 448 325	0	0	0	375	0	30 190	0	931 759 282
05 03 02 07	C1	Additional suckler-cow premium	0	0	0	0	78 056	0	8 587 866	0	0	0	47				

ANNEX 16
 Budget 2011 - EXPENDITURE BY MEMBER STATE, BY ITEM AND BY FUND SOURCE

Commitment Appropriations

In EUROS

Budget line	Fund source	Heading	LU	HU	MT	NL	AT	PL	PT	RO	SI	SK	FI	SE	UK	CE	TOTAL
05 03 02 18	C1	Payments to starch potato producers	0	0	0	22 533 973	2 475 395	0	0	0	0	0	2 144 491	3 109 048	0	0	81 221 443
05 03 02 19	C1	Area aid for rice	0	0	0	0	0	0	10 352 721	0	0	0	0	0	0	0	154 271 150
05 03 02 21	C1	Aid for olive groves	0	0	0	0	0	0	0	0	0	0	0	0	0	0	2 441 710
05 03 02 22	C1	Tobacco premium	0	0	0	0	0	0	0	0	0	0	0	0	0	0	257 062
05 03 02 23	C1	Hops area aid	0	0	0	0	0	0	0	0	0	0	0	0	0	0	0
05 03 02 24	C1	Specific quality premium for durum wheat	0	0	0	0	-163	0	13 969	0	0	0	0	0	0	0	245 850
05 03 02 25	C1	Protein crop premium	0	0	0	0	-2 194	0	182 452	0	17 722	0	1 164 280	1 096	7 736 659	0	49 640 451
05 03 02 26	C1	Area payments for nuts	0	0	0	1 600	11 014	0	4 877 399	0	16 003	0	0	0	9 246	0	87 644 463
05 03 02 27	C1	Aid for energy crops	149	-134 274	0	181	-319	15 819	0	2 161	0	391 665	24 327	1 763	68 245	0	1 189 250
05 03 02 28	C1	Aid for silkworms	0	0	0	0	0	0	0	0	0	0	0	0	0	0	402 657
05 03 02 36	C1	Payments for specific types of farming and quality production	0	0	0	0	0	0	190 397	0	14 918	0	5 336 943	3 071 961	25 601 707	0	123 321 249
05 03 02 39	C1	Additional amount. Sugar beet & cane produc	0	0	0	0	0	0	0	0	0	0	0	0	0	0	45 224 567
05 03 02 40	C1	Area aid for cotton	0	0	0	0	0	0	0	0	0	0	0	0	0	0	247 266 343
05 03 02 41	C1	Transitional fruit & vegetables payment.Toma	0	0	0	0	0	0	15 520 906	805 527	0	323 164	0	0	0	0	139 349 454
05 03 02 42	C1	Transitional fruit & vegetables payment. Other products than tomatoes	0	0	0	0	0	0	0	0	0	0	0	0	0	0	55 666 190
05 03 02 43	C1	Transitional soft fruit payment	0	16 898	0	0	0	10 532 698	0	0	0	0	0	0	0	0	10 727 768
05 03 02 44	C1	Specific support (article 68) — Coupled direct	0	45 947 905	0	11 302 466	11 149 089	39 914 313	15 555 752	25 524 899	5 990 692	8 048 660	36 083 622	0	0	0	747 990 912
05 03 02 50	C1	POSEI — Community support programmes	0	0	0	0	0	0	79 652 004	0	0	0	0	0	0	0	415 970 117
05 03 02 51	C1	POSEI — Other direct aids & earlier regimes	0	0	0	0	0	0	137 982	0	0	0	0	0	0	0	137 982
05 03 02 52	C1	POSEI — Aegean Islands	0	0	0	0	0	0	0	0	0	0	0	0	0	0	17 274 246
05 03 02 99	C1	Other (direct aids)	0	0	0	13	-2 295	0	0	0	0	0	-74	0	-313 619	0	-2 402 041
05 03 02	C1	Other direct aids	149	45 830 528	0	34 337 856	80 487 000	50 462 830	245 026 609	26 332 587	13 638 533	8 763 489	46 470 691	39 797 081	33 208 099	0	3 347 044 371
05 03 03 00	C1	Additional amounts of aid	0	0	0	5 530	-21 941	0	0	0	0	0	1 065	0	317 513	0	597 219
05 03 03	C1	Additional amounts of aid	0	0	0	5 530	-21 941	0	0	0	0	0	1 065	0	317 513	0	597 219
05 03	C1	Direct aids	34 244 184	953 703 893	3 748 943	817 368 686	713 653 302	2 177 012 788	655 377 965	728 810 901	102 189 150	283 058 466	539 048 743	694 225 993	3 296 931 577	0	39 676 533 568
05 03	C5	Direct aids	0	0	6	64 405	0	0	136 345	0	47 971	0	15 718	180 200	0	0	501 496 069
05 03	C1, C5	Direct aids	34 244 184	953 703 893	3 748 948	817 433 090	713 653 302	2 177 012 788	655 514 310	728 810 901	102 237 122	283 058 466	539 064 461	694 406 193	3 296 931 577	0	40 178 029 637
05 04 01 14	C1	RD financed by the EAGGF Guarantee Section. Programming period 2000 to 2006	-856	0	0	0	-329 942	0	-35 239	0	0	0	-13 299	-12 238	-79 646	0	-6 631 997
05 04 01	C1	Rural development financed by the EAGGF Guarantee Section — Programming period 2000 to 2006	-856	0	0	0	-329 942	0	-35 239	0	0	0	-13 299	-12 238	-79 646	0	-6 631 997
05 04 03 02	C1	Plant and animal genetic resources — Completion of earlier measures	0	0	0	0	0	0	0	0	0	0	0	0	0	0	0
05 04 03	C1	Other measures	0	0	0	0	0	0	0	0	0	0	0	0	0	0	0
05 04	C1	Rural development	-856	0	0	0	-329 942	0	-35 239	0	0	0	-13 299	-12 238	-79 646	0	-6 631 997
05 07 01 02	C1	Monitoring & preventive measures. Direct payments by the European Community	0	0	0	0	0	0	0	0	0	0	0	0	0	6 499 904	6 499 904
05 07 01 06	C1	Accounting clearance of previous years' accounts with regard to shared management expenditure under the EAGGF Guarantee Section (previous measures) and under the EAGF	176 313	-424 820	0	0	26 594	241 164	-1 481 895	-7 583 833	45 576	-345 577	6 413	117 384	19 644 270	0	66 423 877
05 07 01 07	C1	Conformity clearance of previous years' accounts with regard to shared management expenditure under the EAGGF Guarantee Section (previous measures) and under the EAGF	0	3 013 407	0	0	0	0	0	0	0	0	0	0	0	0	3 521 572
05 07 01	C1	Control of agricultural expenditure	176 313	2 588 586	0	0	26 594	241 164	-1 481 895	-7 583 833	45 576	-345 577	6 413	117 384	19 644 270	6 499 904	76 445 352
05 07 02 00	C1	Settlement of disputes	0	0	0	0	0	0	0	0	0	0	0	0	0	0	0
05 07 02	C1	Settlement of disputes	0	0	0	0	0	0	0	0	0	0	0	0	0	0	0
05 07	C1	Audit of agricultural expenditure	176 313	2 588 586	0	0	26 594	241 164	-1 481 895	-7 583 833	45 576	-345 577	6 413	117 384	19 644 270	6 499 904	76 445 352
05 08 01	C1	Farm Accountancy Data Network (FADN)	0	0	0	0	0	0	0	0	0	0	0	0	0	14 230 188	14 230 188
05 08 02	C1	Surveys on the structure of agricultural holdings	0	0	0	0	0	0	0	0	0	0	0	0	0	201 455	201 455

Commitment Appropriations

In EUROS

Budget line	Fund source	Heading	LU	HU	MT	NL	AT	PL	PT	RO	SI	SK	FI	SE	UK	CE	TOTAL
05 08 03	C1	Restructuring of systems for agricultural surveys	0	0	0	0	0	0	0	0	0	0	0	0	0	1 443 608	1 443 608
05 08 06	C1	Enhancing public awareness of the common agricultural policy	0	0	0	0	0	0	0	0	0	0	0	0	0	7 987 291	7 987 291
05 08 09	C1	EAGF. Operational technical assistance	0	0	0	0	0	0	0	0	0	0	0	0	0	1 269 926	1 269 926
05 08	C1	Policy strategy and coordination of Agriculture and Rural Development PA	0	0	0	0	0	0	0	0	0	0	0	0	0	25 132 468	25 132 468
05	C1	Agriculture & Rural Development	34 818 111	1 049 429 781	4 299 618	857 725 086	739 174 262	2 396 362 405	760 572 036	795 164 755	108 549 929	296 871 192	496 106 529	697 593 095	3 314 727 113	41 072 514	42 495 101 727
05	C4		0	2 683 627	62 971	28 139 827	2 429 509	86 616 002	4 973 018	1 716 989	192 675	604 160	233 601	1 660 209	1 437 050	0	225 343 300
05	C5		0	1 373 883	6	56 278 105	4 253 126	182 928	3 909 561	359 641	47 971	238 202	870 394	1 654 454	6 074 874	0	905 096 386
05	C1, C4, C5		34 818 111	1 053 487 291	4 362 595	942 143 017	745 856 897	2 483 161 335	769 454 615	797 241 385	108 790 576	297 713 553	497 210 524	700 907 758	3 322 239 037	41 072 514	43 625 541 414
11 02 01 01	C1	Intervention in fishery products. New measure	0	0	0	0	0	0	0	0	0	0	0	0	0	14 961 005	14 961 005
11 02 01	C1	Intervention in fishery products	0	0	0	0	0	0	0	0	0	0	0	0	0	14 961 005	14 961 005
11 02 03 01	C1	Fisheries programme for the outermost regions — New measures	0	0	0	0	0	0	0	0	0	0	0	0	0	14 996 768	14 996 768
11 02 03	C1	Fisheries programme for outermost regions	0	0	0	0	0	0	0	0	0	0	0	0	0	14 996 768	14 996 768
11 02	C1	Fisheries markets	0	0	0	0	0	0	0	0	0	0	0	0	0	29 957 773	29 957 773
11	C1	Maritime affairs and fisheries	0	0	0	0	0	0	0	0	0	0	0	0	0	29 957 773	29 957 773
17 01 04 01	C1	Plant-health measures — Expenditure on administrative management	0	0	0	0	0	0	0	0	0	0	0	0	0	441 068	441 068
17 01 04 05	C1	Feed & food safety & related activities — Expenditure on administrative management	0	0	0	0	0	0	0	0	0	0	0	0	0	420 149	420 149
17 01 04 07	C1	Animal disease eradication & Emergency fund. Expenditure on administrative management	0	0	0	0	0	0	0	0	0	0	0	0	0	245 072	245 072
17 01 04 31	C1	Executive Agency for Health & Consumers. Subsidy for programmes under Heading 2	0	0	0	0	0	0	0	0	0	0	0	0	0	1 100 000	1 100 000
17 01 04	C1	Support expenditure for operations of Health and consumer protection policy	0	0	0	0	0	0	0	0	0	0	0	0	0	2 206 290	2 206 290
17 01	C1	Administrative expenditure of Health and consumer protection	0	0	0	0	0	0	0	0	0	0	0	0	0	2 206 290	2 206 290
17 03 02 00	C1	Community tobacco fund — Direct payments by the European Union	0	0	0	0	0	0	0	0	0	0	0	0	0	0	0
17 03 02	C1	Community tobacco fund — Direct payments by the European Union	0	0	0	0	0	0	0	0	0	0	0	0	0	0	0
17 03	C1	Public health	0	0	0	0	0	0	0	0	0	0	0	0	0	0	0
17 04 01 01	C1	Animal disease eradication & monitoring progr & monit. of the physical cond. of animals that could pose a public health risk	0	0	0	0	0	0	0	0	0	0	0	0	0	237 564 627	237 564 627
17 04 01 01	C5	Animal disease eradication & monitoring progr & monit. of the physical cond. of animals that could pose a public health risk linked to an ext. factor — New measures	0	0	0	0	0	0	0	0	0	0	0	0	0	450 373	450 373
17 04 01 01	C1, C5	Animal disease eradication & monitoring progr & monit. of the physical cond. of animals that could pose a public health risk linked to an ext. factor — New measures	0	0	0	0	0	0	0	0	0	0	0	0	0	238 015 000	238 015 000
17 04 01	C1	Animal disease eradication and monitoring programmes and monitoring of the physical conditions of animals that could pose a public health risk linked to an external factor	0	0	0	0	0	0	0	0	0	0	0	0	0	237 564 627	237 564 627
17 04 01	C5	Animal disease eradication and monitoring programmes and monitoring of the physical conditions of animals that could pose a public health risk linked to an external factor	0	0	0	0	0	0	0	0	0	0	0	0	0	450 373	450 373
17 04 01	C1, C5	Animal disease eradication and monitoring programmes and monitoring of the physical conditions of animals that could pose a public health risk linked to an external factor	0	0	0	0	0	0	0	0	0	0	0	0	0	238 015 000	238 015 000
17 04 02 01	C1	Other measures in the veterinary, animal welfare and public health field — New measures	0	0	0	0	0	0	0	0	0	0	0	0	0	13 506 115	13 506 115
17 04 02	C1	Other measures in the veterinary, animal welfare and public health field	0	0	0	0	0	0	0	0	0	0	0	0	0	13 506 115	13 506 115
17 04 03 01	C1	Emergency fund for veterinary complaints and other animal contaminations which are a risk to public health — New measures	0	0	0	0	0	0	0	0	0	0	0	0	0	10 053 119	10 053 119

ANNEX 16
 Budget 2011 - EXPENDITURE BY MEMBER STATE, BY ITEM AND BY FUND SOURCE

Commitment Appropriations

In EUROS

Budget line	Fund source	Heading	LU	HU	MT	NL	AT	PL	PT	RO	SI	SK	FI	SE	UK	CE	TOTAL
17 04 03	C1	Emergency fund for veterinary complaints and other animal contaminations which are a risk to public health	0	0	0	0	0	0	0	0	0	0	0	0	0	10 053 119	10 053 119
17 04 04 01	C1	Plant health measures — New measures	0	0	0	0	0	0	0	0	0	0	0	0	0	21 256 677	21 256 677
17 04 04	C1	Plant health measures	0	0	0	0	0	0	0	0	0	0	0	0	0	21 256 677	21 256 677
17 04 05 01	C1	Community Plant Variety Office — Contribution to Titles 1 and 2	0	0	0	0	0	0	0	0	0	0	0	0	0	0	0
17 04 05 02	C1	Community Plant Variety Office — Contribution to Title 3	0	0	0	0	0	0	0	0	0	0	0	0	0	0	0
17 04 05	C1		0	0	0	0	0	0	0	0	0	0	0	0	0	0	0
17 04 07 01	C1	Feed and food safety and related activities — New measures	0	0	0	0	0	0	0	0	0	0	0	0	0	29 539 222	29 539 222
17 04 07	C1	Feed & food safety & related activities	0	0	0	0	0	0	0	0	0	0	0	0	0	29 539 222	29 539 222
17 04	C1		0	0	0	0	0	0	0	0	0	0	0	0	0	311 919 761	311 919 761
17 04	C5	Food safety, animal health, animal welfare and plant health	0	0	0	0	0	0	0	0	0	0	0	0	0	450 373	450 373
17 04	C1, C5		0	0	0	0	0	0	0	0	0	0	0	0	0	312 370 134	312 370 134
17	C1		0	0	0	0	0	0	0	0	0	0	0	0	0	314 126 050	314 126 050
17	C5	Health and consumer protection	0	0	0	0	0	0	0	0	0	0	0	0	0	450 373	450 373
17	C1, C5		0	0	0	0	0	0	0	0	0	0	0	0	0	314 576 423	314 576 423
Sub-total EAGF Expenditure Fund source C1			34 818 111	1 049 429 781	4 299 618	857 725 086	739 174 262	2 396 362 405	760 572 036	795 164 755	108 549 929	296 871 192	496 106 529	697 593 095	3 314 727 113	385 156 337	42 839 185 550
Sub-total EAGF Expenditure Fund source C4			0	2 683 627	62 971	28 139 827	2 429 509	86 616 002	4 973 018	1 716 989	192 675	604 160	233 601	1 660 209	1 437 050	0	225 343 300
Sub-total EAGF Expenditure Fund source C5			0	1 373 883	6	56 278 105	4 253 126	182 928	3 909 561	359 641	47 971	238 202	870 394	1 654 454	6 074 874	450 373	905 546 759
TOTAL 2011 EAGF EXPENDITURE BY MEMBER STATE			34 818 111	1 053 487 291	4 362 595	942 143 017	745 856 897	2 483 161 335	769 454 615	797 241 385	108 790 576	297 713 553	497 210 524	700 907 758	3 322 239 037	385 606 710	43 970 075 610
05 02 16 01	C4	Sugar Restructuring Fund	0	0	0	-3 820 995	0	-529	-36	0	0	0	0	-6 369	0	0	-4 938 186
05 02 16 01	C5		0	11 724 750	0	8 298 162	1 158 762	11 986 077	4 266 758	4 836 000	0	1 135 795	2 256 639	6 315 091	2 657	0	192 873 821
05 02 16 01	C4, C5		0	11 724 750	0	4 477 167	1 158 762	11 985 548	4 266 723	4 836 000	0	1 135 795	2 256 639	6 308 721	2 657	0	187 935 635
05 02 16 02		Clearance with regard to the Sugar Restructuring Fund	0	0	0	0	0	0	0	0	0	0	0	0	0	0	0
05 02 16	C4		0	0	0	-3 820 995	0	-529	-36	0	0	0	0	-6 369	0	0	-4 938 186
05 02 16	C5	Sugar Restructuring Fund	0	11 724 750	0	8 298 162	1 158 762	11 986 077	4 266 758	4 836 000	0	1 135 795	2 256 639	6 315 091	2 657	0	192 873 821
05 02 16	C4, C5		0	11 724 750	0	4 477 167	1 158 762	11 985 548	4 266 723	4 836 000	0	1 135 795	2 256 639	6 308 721	2 657	0	187 935 635
05 02 08 13	C1	Pilot project - fruit and vegetable consumption														1 000 000	1 000 000
05 02 17 01	C1	Support for farmers' cooperatives	0	0	0	0	0	0	0	0	0	0	0	0	0	0	0
05 02 17 02	C1	European farm prices and margins observatory	0	0	0	0	0	0	0	0	0	0	0	0	0	0	0
05 02 17 03	C1	Support for farmers' & consumers' initiatives for low carbon emission, low energy consumption & locally marketed food production	0	0	0	0	0	0	0	0	0	0	0	0	0	0	0
05 02 17 07	C1	Measures to combat speculation in agricultural commodities	0	0	0	0	0	0	0	0	0	0	0	0	0	0	0
05 02 17	C1	Pilot projects. Support for farmers	0	0	0	0	0	0	0	0	0	0	0	0	0	0	0
05 08 10	C1	Pilot project — Assessing end-user costs of compliance with EU legislation in the fields of environment, animal welfare & food safety	0	0	0	0	0	0	0	0	0	0	0	0	0	1 468 172	1 468 172
Sub-total Expenditure Fund source C1			34 818 111	1 049 429 781	4 299 618	857 725 086	739 174 262	2 396 362 405	760 572 036	795 164 755	108 549 929	296 871 192	496 106 529	697 593 095	3 314 727 113	387 624 509	42 841 653 722
Sub-total Expenditure Fund source C4			0	2 683 627	62 971	24 318 832	2 429 509	86 615 473	4 972 983	1 716 989	192 675	604 160	233 601	1 653 840	1 437 050	0	220 405 114
Sub-total Expenditure Fund source C5			0	13 098 633	6	64 576 267	5 411 888	12 169 005	8 176 319	5 195 641	47 971	1 373 997	3 127 033	7 969 544	6 077 531	450 373	1 098 420 581
TOTAL 2011 EXPENDITURE BY MEMBER STATE			34 818 111	1 065 212 041	4 362 595	946 620 185	747 015 659	2 495 146 883	773 721 338	802 077 385	108 790 576	298 849 348	499 467 163	707 216 479	3 322 241 694	388 074 882	44 160 479 417
			LU	HU	MT	NL	AT	PL	PT	RO	SI	SK	FI	SE	UK	CE	TOTAL

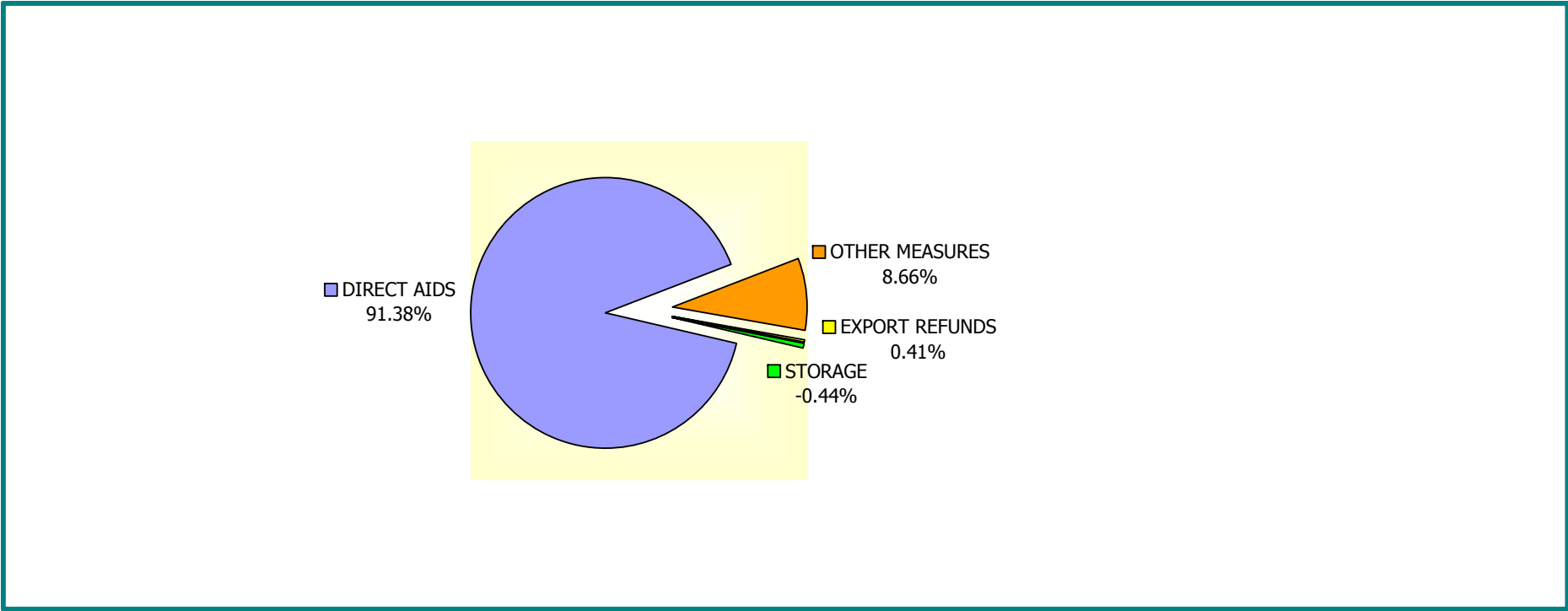
ANNEX 17

BREAKDOWN of 2011 EAGF EXPENDITURE

Commitment Appropriations

In EUR million

2011 EAGF EXPENDITURE	TOTAL	EXPORT REFUNDS		STORAGE		DIRECT AIDS		OTHER MEASURES	
	43 970.08	179.43	0.41%	-194.63	-0.44%	40 178.03	91.38%	3 807.25	8.66%



ANNEX 18

EAGF 2011 EXPENDITURE BY SECTOR according to the economic nature of the measures

Commitment Appropriations										
MEASURE	TOTAL EXPENDITURE	%	EXPORT REFUNDS	%	STORAGE	%	DIRECT AIDS	%	In EUR million	
									(1)	(2)
SPS - Single Payment Scheme	31 081.826	70.69%	-	-	-	-	31 081.826	77.36%	-	-
SAPS - Single Area Payment Scheme	5 084.280	11.56%	-	-	-	-	5 084.280	12.65%	-	-
Separate SUGAR Payment	270.215	0.61%	-	-	-	-	270.215	0.67%	-	-
Separate FRUIT AND VEGETABLES Payment	12.177	0.03%	-	-	-	-	12.177	0.03%	-	-
SPECIFIC SUPPORT (article 68) - decoupled direct aids	381.891	0.87%	-	-	-	-	381.891	0.95%	-	-
OTHER DIRECT AIDS	3 347.044	7.61%	-	-	-	-	3 347.044	8.33%	-	-
ADDITIONAL AMOUNTS OF AID	0.597	0.00%	-	-	-	-	0.597	0.00%	-	-
CEREALS	-156.215	-0.36%	0.052	0.03%	-189.472	97.35%	-	-	33.205	0.87%
SUGAR	2.201	0.01%	1.475	0.82%	0.000	0.00%	-	-	0.725	0.02%
OLIVE OIL	44.154	0.10%	0.010	0.01%	-	-	-	-	44.144	1.16%
DRIED FODDER	141.091	0.32%	-	-	-	-	-	-	141.091	3.71%
FLAX AND HEMP	20.272	0.05%	-	-	1.249	-0.64%	-	-	19.023	0.50%
COTTON	10.006	0.02%	-	-	-	-	-	-	10.006	0.26%
HOPS	2.277	0.01%	-	-	-	-	-	-	2.277	0.06%
FRUITS AND VEGETABLES	1 127.882	2.57%	0.050	0.03%	-	-	-	-	1 127.833	29.62%
PRODUCTS OF THE WINE-GROWING SECTOR	1 104.263	2.51%	0.297	0.17%	1.922	-0.99%	-	-	1 102.044	28.95%
TOBACCO	0.379	0.00%	-	-	-	-	-	-	0.379	0.01%
RICE	0.007	0.00%	0.007	0.00%	-	-	-	-	-	-
MILK AND MILK PRODUCTS	5.082	0.01%	5.419	3.02%	-64.666	33.22%	-	-	64.330	1.69%
BEEF AND VEAL	55.648	0.13%	55.778	31.09%	0.006	0.00%	-	-	-0.136	0.00%
SHEEPMET AND GOATMEAT	0.000	0.00%	-	-	-	-	-	-	-	-
PIGMEAT, EGGS, POULTRY and BEEKEEPING	188.304	0.43%	103.599	57.74%	56.325	-28.94%	-	-	28.380	0.75%
FISH	29.958	0.07%	-	-	-	-	-	-	29.958	0.79%
NON-ANNEX I PRODUCTS	12.737	0.03%	12.737	7.10%	-	-	-	-	-	-
FOOD PROGRAMMES	514.980	1.17%	0.009	0.00%	-	-	-	-	514.971	13.53%
POSEI	223.718	0.51%	-	-	-	-	-	-	223.718	5.88%
RURAL DEVELOPMENT (ex-EAGGF Guarantee Section)	-6.632	-0.02%	-	-	-	-	-	-	-6.632	-0.17%
POLICY STRATEGY AND COORDINATION	25.132	0.06%	-	-	-	-	-	-	25.132	0.66%
AUDIT OF AGRICULTURAL EXPENDITURE	76.445	0.17%	-	-	-	-	-	-	76.445	2.01%
SETTLEMENT OF DISPUTES	-	-	-	-	-	-	-	-	-	-
PROMOTION ACTIONS	47.255	0.11%	-	-	-	-	-	-	47.255	1.24%
VETERINARY MEASURES	314.576	0.72%	-	-	-	-	-	-	314.576	8.26%
OTHER MEASURES / OTHER PRODUCTS (3)	8.523	0.02%	-	-	-	-	-	-	8.523	0.22%
Sub-total FUND SOURCE C1 Expenditure (*)	42 839.186	-	179.432	-	-194.634	-	39 676.534	-	3 177.854	-
Sub-total FUND SOURCE C4 Expenditure (**)	225.343	-	-	-	-	-	-	-	225.343	-
Sub-total FUND SOURCE C5 Expenditure (***)	905.547	-	-	-	-	-	501.496	-	404.051	-
TOTAL 2011 EAGF EXPENDITURE	43 970.076		179.432		-194.634		40 178.030		3 807.248	
Sugar Restructuring Fund (*) (***) (****)	187.936	-	-	-	-	-	-	-	187.936	-
Pilot Projects (4)	2.468	-	-	-	-	-	-	-	2.468	-
TOTAL 2011 EXPENDITURE	44 160.479		179.432		-194.634		40 178.030		3 997.652	

(*) EAGF 2011 EXPENDITURE funded by initial budget appropriations - Fund source C1.

(**) EAGF 2011 EXPENDITURE funded by assigned revenue collected in 2011 - Fund source C4.

(***) EAGF 2011 EXPENDITURE funded by assigned revenue carried over from 2010 - Fund source C5.

(****) Payments made on the basis of the assigned revenue foreseen in article 11 of Regulation 320/2006 (Temporary restructuring amounts in the sugar sector)

(1) % Total EAGF expenditure

(2) % Total EAGF Sector expenditure

(3) Other measures (05 02 11 99) & Support of administrative expenditure Agriculture Policy Area (05 01 04 01)

(4) Pilot projects: Fruit and vegetable consumption; Support for farmers; Assessing end-user costs of compliance with EU legislation in the fields of environment, animal welfare and food safety.

ANNEX 19

QUANTITIES AND VALUE OF THE PRODUCTS IN THE PUBLIC INTERVENTION STORES OF THE INTERVENTION AGENCIES (*)

PRODUCTS	Situation at 30.09.2009 (1)			Situation at 30.09.2010 (1)			Situation at 30.09.2011 (1)		
	Quantities (tonnes)	Accounting value (Mio €)	% of the accounting value	Quantities (tonnes)	Accounting value (Mio €)	% of the accounting value	Quantities (tonnes)	Accounting value (Mio €)	% of the accounting value
Bread making quality wheat	76 703	7.91	1.0%	234 577	23.71	2.7%	0	0.00	0.0%
Barley	925 343	94.44	11.9%	5 326 165	540.45	61.2%	165 326	16.72	14.2%
Rye	0		0.0%	0	0.00	0.0%	0	0.00	0.0%
Sorghum	502	0.05	0.0%	0	0.00	0.0%	0	0.00	0.0%
Maize	556 118	56.51	7.1%	3 142	0.32	0.0%	0	0.00	0.0%
Rice	0	0.00	0.0%	0	0.00	0.0%	0	0.00	0.0%
Total cereals/ rice	1 558 665	158.91	19.9%	5 563 883	564.48	63.9%	165 326	16.72	14.2%
Skimmed milk powder	265 671	395.85	49.7%	197 223	294.16	33.3%	65 663	97.85	83.0%
Butter	78 704	171.43	21.5%	1 545	3.34	0.4%	796	1.74	1.5%
Total milk products	344 375	567.28	71.2%	198 769	297.51	33.7%	66 459	99.58	84.5%
White sugar	34 832	11.23	1.4%	9	0.00	0.0%	0	0.00	0.0%
Row sugar	0	0.00	0.0%	0	0.00	0.0%	0	0.00	0.0%
Total sugar	34 832	11.23	1.4%	9	0.00	0.0%	0	0.00	0.0%
Beef meat in quarters	0	0.00	0.0%	0	0.00	0.0%	0	0.00	0.0%
Boned beef meat (2)	0	0.00	0.0%	0	0.00	0.0%	0	0.00	0.0%
Total beef meat (2)	0.0	0.00	0.0%	0.0	0.00	0.0%	0.0	0.00	0.0%
Alcohol (hl)	1 612 092	59.53	7.5%	629 910	21.38	2.4%	55 204	1.54	1.3%
TOTAL		796.96	100.0%		883.37	100.0%		117.84	100.0%

(*) The complementary depreciations at the end of the exercise are included

(1) Regulations (EC) Nos 883/2006, 884/2006 & 885/2006 provide that the 2nd category of expenditure to be declared under a budget year is calculated on the basis of the intervention operations in the period from October to September of the following year.

(2) Quantities expressed in carcass equivalent.

ANNEX 20

EVOLUTION OF EUROPEAN AGRICULTURAL GUARANTEE FUND EXPENDITURE BY ARTICLE - 2007 to 2011 FINANCIAL YEARS

Commitment Appropriations		In EUR million				
Budget Line	MEASURE	2007	2008	2009	2010	2011
05 01 04	Support expenditure of Policy Area Agriculture and Rural Development	6.44	7.80	7.76	7.56	8.44
05 01	ADMINISTRATIVE AGRICULTURAL EXPENDITURE	6.44	7.80	7.76	7.56	8.44
05 02 01	Cereals	-133.32	-51.30	65.06	135.07	-156.22
05 02 02	Rice	-0.70	0.00	-0.03	-	0.01
05 02 03	Refunds on non-Annex 1 products	185.16	118.12	89.68	51.35	12.74
05 02 04	Food programmes	249.21	345.05	477.91	465.55	514.98
05 02 05	Sugar	455.46	475.56	146.96	9.99	2.20
05 02 06	Olive oil	64.40	45.15	54.49	53.17	44.15
05 02 07	Textile plants	20.05	20.99	21.11	28.81	30.28
05 02 08	Fruit and vegetables	1 249.85	1 153.04	793.66	836.72	1 127.88
05 02 09	Products of the wine-growing sector	1 453.07	1 170.00	1 311.72	1 309.24	1 104.26
05 02 10	Promotion	50.60	53.19	47.43	47.61	47.25
05 02 11	Other plant products/measures	363.46	375.42	352.53	356.47	367.55
05 02 12	Milk and milk products	638.19	147.99	370.61	529.09	5.08
05 02 13	Beef and veal	98.28	47.23	59.34	24.56	55.65
05 02 14	Sheepmeat and goatmeat	0.03	0.00	0.00	-	0.00
05 02 15	Pigmeat, eggs and poultry, bee-keeping and other animal products	173.83	258.87	196.49	136.15	188.30
05 02 99	Irregularities (Intervention on agricultural markets)	0.00	-	0.00	-	-
05 02	INTERVENTIONS IN AGRICULTURAL MARKETS	4 867.56	4 159.30	3 986.97	3 983.77	3 344.12
05 03 01	Decoupled direct aids	30 369.05	31 414.47	32 794.10	33 825.04	36 830.39
05 03 02	Other direct aids	6 260.80	5 620.41	5 777.59	5 847.02	3 347.04
05 03 03	Additional amounts of aid	434.04	533.70	542.23	3.67	0.60
05 03 04	Ancillary direct aids (outstanding balances, small producers, agrimonetary aids, etc.)	-18.06	-	0.00	-	-
05 03 99	Irregularities (Agricultural direct aids)	0.00	-	0.00	-	-
05 03	DIRECT AIDS	37 045.83	37 568.58	39 113.92	39 675.73	40 178.03
05 04 01	Rural development financed by the EAGGF Guarantee Section — Completion of earlier programmes (2000 to 2006)	-30.03	-14.05	-13.28	-7.14	-6.63
05 04 03	Other measures	0.00	0.00	0.00	-	0.00
05 04 04	Transitional instrument for the financing of Rural Development by the EAGGF Guarantee Section for the new Member States. Completion of programmes (2004 to 2006)	0.00	-	0.00	-	-
05 04	RURAL DEVELOPMENT (by ex-EAGGF Guarantee Section)	-30.03	-14.05	-13.28	-7.14	-6.63
05 07 01	Control of agricultural expenditure	-90.54	-29.52	-108.69	-42.59	76.45
05 07 02	Settlement of disputes	0.01	0.21	35.47	-	0.00
05 07	AUDIT OF AGRICULTURAL EXPENDITURE	-90.54	-29.30	-73.21	-42.59	76.45
05 08 01	Farm Accountancy Data Network (FADN)	12.91	12.68	13.51	13.77	14.23
05 08 02	Surveys on the structure of agricultural holdings	16.23	8.40	15.25	15.00	0.20
05 08 03	Restructuring of systems for agricultural surveys	1.34	1.90	1.46	1.46	1.44
05 08 06	Enhancing public awareness of the common agricultural policy	5.75	6.39	7.58	7.02	7.99
05 08 07	Completion of earlier measures in the field of information	0.00	-	0.00	-	-
05 08 08	External study on the impact of Directive 2000/36/EC of the European Parliament and of the Council	0.00	0.00	0.00	-	-
05 08 09	European Agricultural Guarantee Fund (EAGF) — Operational technical assistance	0.00	0.00	0.35	1.14	1.27
05 08	POLICY STRATEGY & COORDINATION OF AGRICULTURE & RURAL DEVELOPMENT POLICY AREA	36.24	29.37	38.14	38.39	25.13
11 02 01	Intervention in fishery products	10.63	14.92	14.42	15.44	14.96
11 02 02	Irregularities (Fisheries markets)	0.00	-	0.00	-	-
11 02 03	Fisheries programme for the outermost regions	14.49	36.83	15.00	15.00	15.00
11 02	FISHERIES MARKETS	25.12	51.75	29.42	30.44	29.96
17 01 04	Support expenditure for veterinary operations	0.87	1.95	2.07	2.02	2.21
17 01	ADMINISTRATIVE VETERINARY EXPENDITURE	0.87	1.95	2.07	2.02	2.21
17 03 02	Community tobacco fund - Direct payments by the European Union	13.50	16.84	16.00	16.90	0.00
17 03	PUBLIC HEALTH	13.50	16.84	16.00	16.90	0.00
17 04 01	Animal disease eradication and monitoring programmes and monitoring of the physical conditions of animals that could pose a public health risk linked to an external factor	203.98	184.45	267.29	274.08	238.02
17 04 02	Other measures in the veterinary, animal welfare and public health field	14.05	13.60	18.12	12.53	13.51
17 04 03	Emergency fund for veterinary complaints and other animal contaminations which are a risk to public health	9.46	163.99	18.10	15.09	10.05
17 04 04	Plant-health measures	1.46	5.90	16.85	8.29	21.26
17 04 05	Other measures	0.00	0.00	0.00	-	0.00
17 04 07	Feed and food safety and related activities	16.94	21.02	25.93	30.95	29.54
17 04	FOOD SAFETY, ANIMAL HEALTH, ANIMAL WELFARE AND PLANT HEALTH	245.89	388.96	346.27	340.94	312.37
TOTAL EAGF EXPENDITURE		42 120.87	42 181.20	43 454.05	44 046.01	43 970.08
Of which :	EXPENDITURE funded by budget current financial year appropriations - Fund source C1	42 119.71	40 934.19	41 408.17	43 794.08	42 839.19
	EXPENDITURE funded by assigned revenue collected in current financial year - Fund source C4	1.16	87.47	569.77	105.53	225.34
	EXPENDITURE funded by assigned revenue carried over from previous financial year - Fund source C5	-	1 159.54	1 476.11	146.41	905.55
05 02 16	Sugar Restructuring Fund (fund sources C4 and C5) (*)	551.44	1 284.10	3 017.69	330.30	187.94
05 02 08	05.02 08 13: Pilot project - Fruit and vegetable consumption	-	-	-	-	1.00
05 02 17	Pilot projects. Support for farmers	-	-	-	1.45	0.00
05 08 10	Pilot project - Assessing end-user costs of compliance with EU legislation in the fields of environment, animal welfare & food safety	-	-	-	-	1.47
TOTAL EXPENDITURE		42 672.31	43 465.30	46 471.74	44 377.77	44 160.48

(*) Payments made on the basis of the assigned revenue foreseen in article 11 of Regulation 320/2006 (Temporary restructuring amounts in the sugar sector)

ANNEX 21

EVOLUTION OF EAGF EXPENDITURE BY SECTOR AND MEASURE - 2007 to 2011 Financial years

Commitment Appropriations

In EUR million

SECTOR AND MEASURE	2007	2008	2009	2010	2011
<u>DIRECT AIDS</u>					
DECOUPLED DIRECT AIDS	30 369.054	31 414.469	32 794.095	33 825.039	36 830.388
SPS - Single Payment Scheme	28 119.327	28 233.837	28 805.562	29 070.902	31 081.826
SAPS - Single Area Payment Scheme	2 082.983	2 974.387	3 723.437	4 460.928	5 084.280
Separate SUGAR Payment	166.744	206.245	252.936	281.033	270.215
Separate FRUIT AND VEGETABLES Payment	-	-	12.161	12.176	12.177
SPECIFIC SUPPORT (article 68) - decoupled direct aids	-	-	-	-	381.891
OTHER DIRECT AIDS	6 260.802	5 620.408	5 777.592	5 847.022	3 347.044
ADDITIONAL AMOUNTS OF AID	434.037	533.700	542.232	3.670	0.597
ANCILLARY DIRECT AIDS	-18.063	-	-	-	-
Sub-total DIRECT AIDS	37 045.830	37 568.577	39 113.919	39 675.731	40 178.030
<u>INTERVENTION IN AGRICULTURAL MARKETS</u> <u>(Including Fisheries)</u>					
CEREALS	-133.319	-51.296	65.063	135.067	-156.215
- Export refunds	41.800	9.701	0.854	-0.372	0.052
- Storage	-225.827	-100.728	24.079	95.717	-189.472
- Market measures and other interventions	50.708	39.732	40.129	39.723	33.205
SUGAR	455.464	475.556	146.955	9.985	2.201
- Export refunds	509.342	501.339	179.111	9.796	1.475
- Storage	-87.052	-26.747	-32.370	0.432	0.000
- Market measures and other interventions	33.174	0.965	0.214	-0.242	0.725
OLIVE OIL	64.398	45.145	54.486	53.174	44.154
- Export refunds	0.188	-	-0.006	-	0.010
- Storage	-	0.013	-	7.927	-
- Market measures and other interventions	64.211	45.133	54.492	45.248	44.144
FLAX AND HEMP	19.887	20.990	21.016	18.847	20.272
- Export refunds	-	-	-	-	-
- Storage	0.562	1.873	0.407	0.049	1.249
- Market measures and other interventions	19.326	19.117	20.609	18.799	19.023
COTTON	0.161	-	0.097	9.967	10.006
- Market measures and other interventions	0.161	-	0.097	9.967	10.006
FRUITS AND VEGETABLES	1 249.851	1 153.035	793.663	836.722	1 127.882
- Export refunds	21.744	18.595	5.165	0.388	0.050
- Storage	0.412	0.093	0.028	-	-
- Market measures and other interventions	1 227.695	1 134.347	788.471	836.334	1 127.833
PRODUCTS OF THE WINE-GROWING SECTOR	1 453.068	1 170.002	1 311.716	1 309.240	1 104.263
- Export refunds	14.029	14.538	7.344	0.686	0.297
- Storage	242.156	202.149	70.843	12.264	1.922
- Market measures and other interventions	1 196.884	953.316	1 233.529	1 296.290	1 102.044
TOBACCO	7.599	6.280	1.128	0.716	0.379
- Market measures and other interventions	7.599	6.280	1.128	0.716	0.379
RICE	-0.702	-	-0.032	-	0.007
- Export refunds	0.052	-	-0.032	-	0.007
- Storage	-0.754	-	-	-	-
- Market measures and other interventions	-	-	-	-	-
OTHER PRODUCTS / OTHER MEASURES (1)	154.636	136.464	127.137	121.578	143.449
- Export refunds	-	-	-	-	-
- Storage	-	-	-	-	-
- Market measures and other interventions	154.636	136.464	127.137	121.578	143.449
MLK AND MILK PRODUCTS	638.190	147.994	370.613	529.086	5.082
- Export refunds	513.378	28.832	181.100	186.444	5.419
- Storage	-36.203	33.891	106.837	-23.288	-64.666
- Market measures and other interventions	161.015	85.271	82.676	365.930	64.330

ANNEX 21

EVOLUTION OF EAGF EXPENDITURE BY SECTOR AND MEASURE - 2007 to 2011 Financial years

Commitment Appropriations

In EUR million

SECTOR AND MEASURE	2007	2008	2009	2010	2011
BEEF AND VEAL	98.281	47.227	59.343	24.556	55.648
- Export refunds	46.247	33.147	31.640	25.349	55.778
- Storage	-0.001	-0.002	0.000	-	0.006
- Market measures and other interventions	52.035	14.082	27.704	-0.793	-0.136
SHEEPMEAT AND GOATMEAT	0.026	-	-	-	-
- Export refunds	-	-	-	-	-
- Storage	-	-	-	-	-
- Market measures and other interventions	0.026	-	-	-	-
PIGMEAT, EGGS AND POULTRY	173.826	258.874	196.490	136.147	188.304
- Export refunds	111.167	200.546	154.653	111.396	103.599
- Storage	-	37.007	3.616	0.490	56.325
- Market measures and other interventions	62.659	21.321	38.220	24.262	28.380
FISH	25.119	51.752	29.416	30.440	29.958
- Export refunds	-	-	-	-	-
- Storage	-	-	-	-	-
- Direct Payments reserved for EAGF - Others	25.119	51.752	29.416	30.440	29.958
Sub-total INTERVENTION IN AGRICULTURAL MARKETS	4 206.485	3 462.025	3 177.091	3 215.526	2 575.391
OTHER MEASURES EXPENDITURE					
NON-ANNEX I PRODUCTS - Export refunds	185.160	118.121	89.684	51.349	12.737
FOOD PROGRAMES	249.209	345.047	477.912	465.547	514.980
- Food aid (Export refunds)	1.564	0.630	0.021	0.058	0.009
- Programmes for deprived persons (Others)	247.646	344.417	477.890	465.489	514.971
POSEI	201.226	232.679	224.271	234.173	223.718
- Storage	-	0.353	-	-	-
- Other measures and interventions	201.226	232.327	224.271	234.173	223.718
RURAL DEVELOPMENT (financed by ex-EAGGF Guarantee Section)	-30.033	-14.052	-13.282	-7.136	-6.632
POLICY STRATEGY AND COORDINATION OF AGRICULTURE & RD P.A.	36.239	29.369	38.144	38.388	25.132
AUDIT OF AGRICULTURAL EXPENDITURE - (ex-subheading 1a)	-93.771	-29.517	-108.686	-42.586	76.445
AUDIT OF AGRICULTURAL EXPENDITURE - (ex-subheading 1b)	3.228	-	-	-	-
SETTLEMENT OF DISPUTES	0.008	0.215	35.472	-	-
PROMOTION AND INFORMATION ACTIONS	50.597	53.185	47.426	47.611	47.255
Payments by Member States	47.873	49.431	46.514	46.402	46.267
Direct Payments by the European Community	2.724	3.754	0.911	1.209	0.998
Other measures	-	-	-	-	-0.010
VETERINARY MEASURES	260.259	407.751	364.349	359.857	314.576
OTHER MEASURES (2)	6.436	7.798	7.756	7.556	8.442
Sub-total OTHER MEASURES EXPENDITURE	868.557	1 150.595	1 163.044	1 154.758	1 216.655
TOTAL EAGF EXPENDITURE	42 120.871	42 181.197	43 454.054	44 046.015	43 970.076
SUGAR RESTRUCTURING FUND (3)	551.436	1 284.100	3 017.690	330.297	187.936
PILOT PROJECTS (4)	-	-	-	1.454	2.468
TOTAL EXPENDITURE	42 672.307	43 465.297	46 471.744	44 377.767	44 160.479

(1) 'Dried Fodder', 'Hops' and 'Other measures Plant products'

(2) Support of administrative expenditure Agriculture and Rural Development Policy Area

(3) Payments made on the basis of the assigned revenue foreseen in article 11 of Regulation 320/2006. Temporary restructuring amounts in the sugar sector

(4) Pilot projects: Fruit and vegetable consumption, Support for farmers & Assessing end-user costs of compliance with EU legislation in the fields of environment, animal welfare and food safety

ANNEX 22
EVOLUTION OF EAGF EXPENDITURE BY SECTOR - Summary table
2007 to 2011 Financial years

Commitment Appropriations

In EUR million

SECTOR	2007	2008	2009	2010	2011
DECOUPLED DIRECT AIDS	30 369.054	31 414.469	32 794.095	33 825.039	36 830.388
OTHER DIRECT AIDS	6 260.802	5 620.408	5 777.592	5 847.022	3 347.044
ADDITIONAL AMOUNTS OF AID	434.037	533.700	542.232	3.670	0.597
ANCILLARY DIRECT AIDS	-18.063	-	-	-	-
CEREALS	-133.319	-51.296	65.063	135.067	-156.215
SUGAR	455.464	475.556	146.955	9.985	2.201
OLIVE OIL	64.398	45.145	54.486	53.174	44.154
FLAX AND HEMP	19.887	20.990	21.016	18.847	20.272
COTTON	0.161	-	0.097	9.967	10.006
FRUITS AND VEGETABLES	1 249.851	1 153.035	793.663	836.722	1 127.882
PRODUCTS OF THE WINE-GROWING SECTOR	1 453.068	1 170.002	1 311.716	1 309.240	1 104.263
TOBACCO	7.599	6.280	1.128	0.716	0.379
RICE	-0.702	-	-0.032	-	0.007
OTHER PRODUCTS / OTHER MEASURES (1)	154.636	136.464	127.137	121.578	143.449
MILK AND MILK PRODUCTS	638.190	147.994	370.613	529.086	5.082
BEEF AND VEAL	98.281	47.227	59.343	24.556	55.648
SHEEPMEAT AND GOATMEAT	0.026	-	-	-	-
PIGMEAT, EGGS AND POULTRY	173.826	258.874	196.490	136.147	188.304
FISH	25.119	51.752	29.416	30.440	29.958
NON-ANNEX I PRODUCTS	185.160	118.121	89.684	51.349	12.737
FOOD PROGRAMMES	249.209	345.047	477.912	465.547	514.980
POSEI	201.226	232.679	224.271	234.173	223.718
RURAL DEVELOPMENT (financed by ex-EAGGF Guarantee Section)	-30.033	-14.052	-13.282	-7.136	-6.632
POLICY STRATEGY AND COORDINATION OF AGRICULTURE & RURAL DEVELOPMENT P.A.	36.239	29.369	38.144	38.388	25.132
AUDIT OF AGRICULTURAL EXPENDITURE - (ex-subheading 1a)	-93.771	-29.517	-108.686	-42.586	76.445
AUDIT OF AGRICULTURAL EXPENDITURE - (ex-subheading 1b)	3.228	-	-	-	-
SETTLEMENT OF DISPUTES	0.008	0.215	35.472	-	-
PROMOTION AND INFORMATION ACTIONS	50.597	53.185	47.426	47.611	47.255
VETERINARY MEASURES	260.259	407.751	364.349	359.857	314.576
OTHER MEASURES (2)	6.436	7.798	7.756	7.556	8.442
TOTAL EAGF EXPENDITURE	42 120.871	42 181.197	43 454.054	44 046.015	43 970.076
SUGAR RESTRUCTURING FUND (3)	551.436	1 284.100	3 017.690	330.297	187.936
PILOT PROJECTS (4)	-	-	-	1.454	2.468
TOTAL EXPENDITURE	42 672.307	43 465.297	46 471.744	44 377.767	44 160.479

(1) 'Dried Fodder', 'Hops' and 'Other measures Plant products'

(2) Support of administrative expenditure Agriculture and Rural Development Policy Area

(3) Payments made on the basis of the assigned revenue foreseen in article 11 of Regulation 320/2006. Temporary restructuring amounts in the sugar sector

(4) Pilot projects: Fruit and vegetable consumption, Support for farmers & Assessing end-user costs of compliance with EU legislation in the fields of environment, animal welfare and food safety

ANNEX 23

EVOLUTION OF EUROPEAN AGRICULTURAL GUARANTEE FUND EXPENDITURE BY SECTOR (2005 to 2011 Financial years) (*)

Commitment Appropriations

In EUR million and in %

SECTOR	2005		2006		2007		2008		2009		2010		2011	
	MIO Euro	%	MIO Euro	%	MIO Euro	%	MIO Euro	%	MIO Euro	%	MIO Euro	%	MIO Euro	%
SPS - Single Payment Scheme	-	-	14 542.0	29.2%	28 119.3	66.8%	28 233.8	66.9%	28 805.6	66.3%	29 070.9	66.0%	31 081.8	70.7%
SAPS - Single Area Payment Scheme	1 449.2	3.0%	1 721.3	3.5%	2 083.0	4.9%	2 974.4	7.1%	3 723.4	8.6%	4 460.9	10.1%	5 084.3	11.6%
Separate SUGAR Payment	-	-	-	-	166.7	0.4%	206.2	0.5%	252.9	0.6%	281.0	0.6%	270.2	0.6%
Separate FRUIT & VEGETABLES Payment	-	-	-	-	-	-	-	-	12.2	0.0%	12.2	0.0%	12.2	0.0%
Specific support (article 68) - decoupled direct aids	-	-	-	-	-	-	-	-	-	-	-	-	381.9	0.9%
Other Direct aids	-	-	-	-	6 260.8	14.9%	5 620.4	13.3%	5 777.6	13.3%	5 847.0	13.3%	3 347.0	7.6%
Additional amounts of aids	-	-	-	-	434.0	1.0%	533.7	1.3%	542.2	1.2%	3.7	0.0%	0.6	0.0%
Ancillary Direct aids (**)	-	-	-	-	-18.1	0.0%	-	-	-	-	-	-	-	-
DIRECT AIDS	1 449.2	3.0%	16 263.3	32.6%	37 045.8	88.0%	37 568.6	89.1%	39 113.9	90.0%	39 675.7	90.1%	40 178.0	91.4%
CEREALS	17 769.8	36.3%	8 737.1	17.5%	-133.3	-0.3%	-51.3	-0.1%	65.1	0.1%	135.1	0.3%	-156.2	-0.4%
SUGAR	1 651.8	3.4%	1 520.7	3.0%	455.5	1.1%	475.6	1.1%	147.0	0.3%	10.0	0.0%	2.2	0.0%
OLIVE OIL	2 311.3	4.7%	2 341.5	4.7%	64.4	0.2%	45.1	0.1%	54.5	0.1%	53.2	0.1%	44.2	0.1%
DRIED FODDER & GRAIN LEGUMES	294.3	0.6%	297.7	0.6%	154.1	0.4%	136.1	0.3%	126.6	0.3%	121.6	0.3%	141.2	0.3%
TEXTILE PLANTS AND SILKWORMS (1)	972.5	2.0%	935.6	1.9%	20.0	0.0%	21.0	0.0%	21.1	0.0%	28.8	0.1%	30.3	0.1%
FRUITS AND VEGETABLES	1 742.7	3.6%	1 656.4	3.3%	1 249.9	3.0%	1 153.0	2.7%	793.7	1.8%	836.7	1.9%	1 127.9	2.6%
PRODUCTS OF THE WINE-GROWING SECTOR	1 267.2	2.6%	1 487.1	3.0%	1 453.1	3.4%	1 170.0	2.8%	1 311.7	3.0%	1 309.2	3.0%	1 104.3	2.5%
TOBACCO	922.7	1.9%	828.5	1.7%	7.6	0.0%	6.3	0.0%	1.1	0.0%	0.7	0.0%	0.4	0.0%
OTHER PLANT PRODUCTS (2)	488.2	1.0%	307.8	0.6%	-0.7	0.0%	-	-	0.0	-	-	-	2.3	0.0%
PLANT PRODUCTS	27 420.5	56.0%	18 112.5	36.3%	3 270.5	7.8%	2 955.8	7.0%	2 520.6	5.8%	2 495.3	5.7%	2 296.4	5.2%
MILK AND MILK PRODUCTS	2 547.5	5.2%	2 463.4	4.9%	638.2	1.5%	148.0	0.4%	370.6	0.9%	529.1	1.2%	5.1	0.0%
BEEF AND VEAL	8 176.0	16.7%	3 550.7	7.1%	98.3	0.2%	47.2	0.1%	59.3	0.1%	24.6	0.1%	55.6	0.1%
SHEEPMEAT AND GOATMEAT	1 837.3	3.8%	950.4	1.9%	0.0	0.0%	-	-	-	-	-	-	-	-
PIGMEAT, EGGS AND POULTRY	131.5	0.3%	101.1	0.2%	173.8	0.4%	258.9	0.6%	196.5	0.5%	136.1	0.3%	188.3	0.4%
OTHERS	-20.8	0.0%	0.0	0.0%	0.0	0.0%	0.0	0.0%	-	-	0.0	0.0%	-	-
FISH	28.5	0.1%	25.8	0.1%	25.1	0.1%	51.8	0.1%	29.4	0.1%	30.4	0.1%	30.0	0.1%
ANIMAL PRODUCTS	12 700.0	26.0%	7 091.4	14.2%	935.4	2.2%	505.8	1.2%	655.9	1.5%	720.2	1.6%	279.0	0.6%
NON-ANNEX I PRODUCTS	335.4	0.7%	274.1	0.5%	185.2	0.4%	118.1	0.3%	89.7	0.2%	51.3	0.1%	12.7	0.0%
FOOD PROGRAMMES	292.1	0.6%	228.8	0.5%	249.2	0.6%	345.0	0.8%	477.9	1.1%	465.5	1.1%	515.0	1.2%
POSEI	185.4	0.4%	219.2	0.4%	201.2	0.5%	232.7	0.6%	224.3	0.5%	234.2	0.5%	223.7	0.5%
VETERINARY MEASURES	240.9	0.5%	268.6	0.5%	260.3	0.6%	407.8	1.0%	364.3	0.8%	359.9	0.8%	314.6	0.7%
CONTROL AND PREVENTION MEASURES (3)	14.2	0.0%	9.0	0.0%	5.9	0.0%	6.5	0.0%	0.0	0.0%	-	-	-	-
AUDIT OF AGRICULTURAL EXPENDITURE (ex-1a)	-577.6	-1.2%	-261.0	-0.5%	-99.7	-0.2%	-36.0	-0.1%	-108.7	-0.3%	-42.6	-0.1%	76.4	0.2%
SETTLEMENT OF DISPUTES	0.0	0.0%	6.1	0.0%	0.01	0.0%	0.21	0.0%	35.47	0.1%	-	-	-	-
PROMOTION AND INFORMATION ACTIONS	37.0	0.1%	38.9	0.1%	50.6	0.1%	53.2	0.1%	47.4	0.1%	47.6	0.1%	47.3	0.1%
POLICY STRATEGY AND COORDINATION (4)	-	-	6.4	0.0%	36.2	0.1%	29.4	0.1%	38.1	0.1%	38.4	0.1%	25.1	0.1%
OTHER MEASURES (5)	3.9	0.0%	-82.1	-0.2%	6.9	0.0%	8.2	0.0%	8.3	0.0%	7.6	0.0%	8.4	0.0%
OTHERS	531.2	1.1%	708.1	1.4%	895.9	2.1%	1 165.0	2.8%	1 176.9	2.7%	1 161.9	2.6%	1 223.3	2.8%
RURAL DEVELOPMENT	6 845.8	14.0%	7 719.3	15.5%	-30.0	-0.1%	-14.1	0.0%	-13.3	0.0%	-7.1	0.0%	-6.6	0.0%
AUDIT OF AGRICULTURAL EXPENDITURE (ex-1b)	-18.4	0.0%	-29.4	-0.1%	3.2	0.0%	-	-	-	-	-	-	-	-
RURAL DEVELOPMENT (6)	6 827.4	14.0%	7 689.9	15.4%	-26.8	-0.1%	-14.1	0.0%	-13.3	0.0%	-7.1	0.0%	-6.6	0.0%
TOTAL EXPENDITURE	48 928.2	100%	49 865.2	100%	42 120.9	100%	42 181.2	100%	43 454.1	100%	44 046.0	100%	43 970.1	100%

(*) Financial years 2005 to 2006 : Total expenditure of ex-European Agricultural Guidance and Guarantee Fund, Guarantee Section - EAGGF /// Financial years 2007 to 2011 : Total expenditure of EAGF

(**) Reliquats, small producers, agrimonetary aids, etc

(1) Financial year 2006 : Flax & Hemp, Cotton, Silkworms /// Financial years 2007 to 2011 : Flax & Hemp, Cotton

(2) Financial year 2006 : Rice, Seeds, Hops /// Financial years 2007 to 2010 : Rice /// Financial year 2011 : Rice, Hops

(3) Financial years 2006, 2007, 2008, amounts of 'Monitoring and preventive measures'

(4) Financial year 2005, expenditure included in sector 'Promotion and Information actions'

(5) Financial year 2006, recoveries included /// Financial years 2007 to 2011 : Other measures and Support Administrative expenditure Agriculture and Rural Development Policy area

(6) Rural Development expenditure financed by the ex-sub-heading 1b) of ex-European Agricultural Guidance and Guarantee Fund, Guarantee Section.

Since Financial year 2007, Rural Development is entirely financed by the European Agricultural Fund for Rural Development-EAFRD.

ANNEX 24

EVOLUTION OF EUROPEAN AGRICULTURAL GUARANTEE FUND EXPENDITURE BY MEMBER STATE - 2007 to 2011 Financial years

Commitment Appropriations

In EUR million and in %

Member State	EU 27																								MS						
	2007				2008				2009				2010				2011														
	EAGF		SRF (2)		TOTAL		EAGF		SRF (2)		TOTAL		EAGF		SRF (2)		TOTAL		EAGF		SRF (2)		TOTAL								
BE	769.2	1.8%	45.4	8.2%	814.6	1.9%	747.9	1.8%	106.6	8.3%	854.5	2.0%	717.6	1.7%	178.0	5.9%	895.6	1.9%	679.3	1.5%	4.1	1.2%	683.4	1.5%	637.5	1.4%	7.1	3.8%	644.6	1.5%	BE
BG	0.2	0.0%	-	-	0.2	0.0%	178.3	0.4%	-	0.0%	178.3	0.4%	225.7	0.5%	2.2	0.1%	227.9	0.5%	293.0	0.7%	0.8	0.3%	293.8	0.7%	316.6	0.7%	0.0	0.0%	316.6	0.7%	BG
CZ	351.6	0.8%	-	-	351.6	0.8%	401.7	1.0%	43.9	3.4%	445.6	1.0%	502.7	1.2%	54.8	1.8%	557.4	1.2%	608.6	1.4%	0.0	0.0%	608.6	1.4%	669.3	1.5%	0.0	0.0%	669.3	1.5%	CZ
DK	1 083.5	2.6%	-	-	1 083.5	2.5%	1 061.3	2.5%	-	0.0%	1 061.3	2.4%	1 038.8	2.4%	36.5	1.2%	1 075.4	2.3%	1 006.4	2.3%	0.0	0.0%	1 006.4	2.3%	963.8	2.2%	3.2	1.7%	967.0	2.2%	DK
DE	5 646.2	13.4%	-	-	5 646.2	13.2%	5 704.0	13.5%	-	0.0%	5 704.0	13.1%	5 715.3	13.2%	660.5	21.9%	6 375.8	13.7%	5 697.9	12.9%	27.1	8.2%	5 725.0	12.9%	5 518.8	12.6%	13.0	6.9%	5 531.8	12.5%	DE
EE	38.4	0.1%	-	-	38.4	0.1%	41.7	0.1%	-	0.0%	41.7	0.1%	54.7	0.1%	0.0	0.0%	54.7	0.1%	66.6	0.2%	0.0	0.0%	66.6	0.2%	74.7	0.2%	0.0	0.0%	74.7	0.2%	EE
IE	1 319.8	3.1%	78.7	14.3%	1 398.5	3.3%	1 306.3	3.1%	149.9	11.7%	1 456.2	3.4%	1 336.4	3.1%	0.6	0.0%	1 336.9	2.9%	1 300.4	3.0%	0.2	0.1%	1 300.6	2.9%	1 314.9	3.0%	0.0	0.0%	1 315.0	3.0%	IE
EL	2 681.0	6.4%	-	-	2 681.0	6.3%	2 553.8	6.1%	73.8	5.7%	2 627.6	6.0%	2 594.4	6.0%	65.0	2.2%	2 659.5	5.7%	2 504.7	5.7%	0.0	0.0%	2 504.7	5.6%	2 425.0	5.5%	0.0	0.0%	2 425.0	5.5%	EL
ES	5 874.9	13.9%	27.1	4.9%	5 902.0	13.8%	5 864.1	13.9%	69.1	5.4%	5 933.2	13.7%	5 986.4	13.8%	229.8	7.6%	6 216.1	13.4%	5 944.2	13.5%	134.1	40.6%	6 078.3	13.7%	5 906.4	13.4%	38.1	20.3%	5 944.5	13.5%	ES
FR	9 172.4	21.8%	17.5	3.2%	9 189.9	21.5%	8 946.9	21.2%	42.9	3.3%	8 989.8	20.7%	8 920.1	20.5%	575.3	19.1%	9 495.4	20.4%	8 908.8	20.2%	17.8	5.4%	8 926.5	20.1%	8 762.0	19.9%	28.9	15.4%	8 790.9	19.9%	FR
IT	4 804.1	11.4%	226.9	41.2%	5 031.1	11.8%	4 660.6	11.0%	525.6	40.9%	5 186.3	11.9%	4 930.0	11.3%	226.0	7.5%	5 156.0	11.1%	4 852.7	11.0%	76.1	23.0%	4 928.8	11.1%	4 806.5	10.9%	46.1	24.5%	4 852.6	11.0%	IT
CY	27.5	0.1%	-	-	27.5	0.1%	28.1	0.1%	-	0.0%	28.1	0.1%	38.8	0.1%	0.0	0.0%	38.8	0.1%	43.9	0.1%	0.0	0.0%	43.9	0.1%	42.6	0.1%	0.0	0.0%	42.6	0.1%	CY
LV	54.8	0.1%	-	-	54.8	0.1%	63.3	0.1%	36.9	2.9%	100.2	0.2%	80.7	0.2%	29.5	1.0%	110.3	0.2%	96.8	0.2%	2.8	0.8%	99.6	0.2%	109.3	0.2%	3.2	1.7%	112.5	0.3%	LV
LT	168.2	0.4%	-	-	168.2	0.4%	173.9	0.4%	-	0.0%	173.9	0.4%	218.0	0.5%	16.8	0.6%	234.8	0.5%	268.2	0.6%	0.0	0.0%	268.2	0.6%	279.8	0.6%	0.1	0.0%	279.8	0.6%	LT
LU	36.8	0.1%	-	-	36.8	0.1%	35.3	0.1%	-	0.0%	35.3	0.1%	35.5	0.1%	0.0	0.0%	35.5	0.1%	36.0	0.1%	0.0	0.0%	36.0	0.1%	34.8	0.1%	0.0	0.0%	34.8	0.1%	LU
HU	473.2	1.1%	-	-	473.2	1.1%	513.6	1.2%	45.9	3.6%	559.5	1.3%	758.0	1.7%	214.0	7.1%	972.0	2.1%	955.0	2.2%	10.2	3.1%	965.2	2.2%	1 053.5	2.4%	11.7	6.2%	1 065.2	2.4%	HU
MT	2.0	0.0%	-	-	2.0	0.0%	2.6	0.0%	-	0.0%	2.6	0.0%	3.6	0.0%	0.0	0.0%	3.6	0.0%	4.2	0.0%	0.0	0.0%	4.2	0.0%	4.4	0.0%	0.0	0.0%	4.4	0.0%	MT
NL	1 110.2	2.6%	17.7	3.2%	1 128.0	2.6%	977.4	2.3%	43.2	3.4%	1 020.6	2.3%	1 077.4	2.5%	116.0	3.8%	1 193.3	2.6%	1 022.5	2.3%	5.4	1.6%	1 027.9	2.3%	942.1	2.1%	4.5	2.4%	946.6	2.1%	NL
AT	746.8	1.8%	0.3	0.1%	747.1	1.8%	741.6	1.8%	3.9	0.3%	745.5	1.7%	747.0	1.7%	28.4	0.9%	775.4	1.7%	743.8	1.7%	5.0	1.5%	748.9	1.7%	745.9	1.7%	1.2	0.6%	747.0	1.7%	AT
PL	1 209.5	2.9%	-	-	1 209.5	2.8%	1 453.3	3.4%	-	0.0%	1 453.3	3.3%	1 749.7	4.0%	287.5	9.5%	2 037.2	4.4%	2 058.6	4.7%	7.7	2.3%	2 066.3	4.7%	2 483.2	6%	12.0	6.4%	2 495.1	5.7%	PL
PT	705.1	1.7%	28.0	5.1%	733.1	1.7%	717.7	1.7%	19.5	1.5%	737.2	1.7%	722.6	1.7%	10.2	0.3%	732.8	1.6%	761.2	1.7%	3.5	1.1%	764.7	1.7%	769.5	1.7%	4.3	2.3%	773.7	1.8%	PT
RO	6.9	0.0%	-	-	6.9	0.0%	474.0	1.1%	-	0.0%	474.0	1.1%	596.2	1.4%	2.0	0.1%	598.3	1.3%	670.8	1.5%	3.6	1.1%	674.5	1.5%	797.2	1.8%	4.8	2.6%	802.1	1.8%	RO
SI	49.0	0.1%	0.6	0.1%	49.6	0.1%	61.8	0.1%	34.2	2.7%	96.0	0.2%	77.1	0.2%	27.3	0.9%	104.4	0.2%	91.0	0.2%	1.5	0.4%	92.5	0.2%	108.8	0.2%	0.0	0.0%	108.8	0.2%	SI
SK	157.6	0.4%	-	-	157.6	0.4%	165.2	0.4%	35.1	2.7%	200.3	0.5%	220.4	0.5%	53.7	1.8%	274.1	0.6%	274.3	0.6%	3.4	1.0%	277.6	0.6%	297.7	0.7%	1.1	0.6%	298.8	0.7%	SK
FI	585.8	1.4%	5.0	0.9%	590.8	1.4%	559.9	1.3%	26.2	2.0%	586.0	1.3%	574.6	1.3%	37.8	1.3%	612.4	1.3%	598.3	1.4%	1.5	0.5%	599.8	1.4%	497.2	1.1%	2.3	1.2%	499.5	1.1%	FI
SE	758.9	1.8%	12.4	2.2%	771.3	1.8%	745.1	1.8%	27.4	2.1%	772.5	1.8%	751.8	1.7%	24.1	0.8%	776.0	1.7%	739.5	1.7%	2.5	0.8%	742.1	1.7%	700.9	1.6%	6.3	3.4%	707.2	1.6%	SE
UK	3 950.8	9.4%	91.7	16.6%	4 042.5	9.5%	3 494.9	8.3%	-	0.0%	3 494.9	8.0%	3 333.8	7.7%	141.7	4.7%	3 475.6	7.5%	3 375.4	7.7%	22.8	6.9%	3 398.2	7.7%	3 322.2	7.6%	0.0	0.0%	3 322.2	7.5%	UK
CE (1)	336.7	0.8%	-	-	336.7	0.8%	506.9	1.2%	-	0.0%	506.9	1.2%	446.6	1.0%	0.0	0.0%	446.6	1.0%	443.9	1.0%	0.0	0.0%	443.9	1.0%	385.6	0.9%	0.0	0.0%	385.6	0.9%	CE (1)
TOTAL EAGF	42 120.9	100%					42 181.2	100%					43 454.1	100%					44 046.0	100%					43 970.1	100%					
Sugar Restructuring Fund - SRF (2)	551.4	100%					1 284.1	100%					3 017.7	100%					330.3	100%					187.9	100%					
Pilot Projects (3)																								1.454	0.0%			2.468	0.0%		
TOTAL EXPENDITURE	42 672.3	100%					43 465.3	100%					46 471.7	100%					44 377.8	100%					44 160.5	100%					

(1) Expenditure made directly by the Commission

(2) SRF : Sugar Restructuring Fund. Payments made on the basis of the assignend revenue foreseen in article 11 of Regulation 320/2006. Temporary restructuring amounts in the sugar sector

(3) Pilot projects. 2010: Support for farmers; 2011: Assessing end-user costs of compliance with EU legislation in the fields of environment, animal welfare & food safety; fruit and vegetable consumption

ANNEX 25

EAGF - EVOLUTION OF EXPENDITURE FOR DIRECT AIDS BY MEASURE
 2007 to 2011 Financial years

Commitment Appropriations		In EUR million				
BUDGET LINE	MEASURE	2007	2008	2009	2010	2011
05 03 01 01	SPS (single payment scheme)	28 119.327	28 233.837	28 805.562	29 070.902	31 081.826
05 03 01 02	SAPS (single area payment scheme)	2 082.983	2 974.387	3 723.437	4 460.928	5 084.280
05 03 01 03	Separate sugar payment	166.744	206.245	252.936	281.033	270.215
05 03 01 04	Separate fruit and vegetables payment	-	-	12.161	12.176	12.177
05 03 01 05	Specific support (article 68) — Decoupled direct aids	-	-	-	-	381.891
05 03 01 99	Other (decoupled direct aids)	-	-	-	0.000	0.000
05 03 01	Decoupled direct aids	30 369.054	31 414.469	32 794.095	33 825.039	36 830.388
05 03 02 01	Crop area payments	1 488.598	1 432.236	1 448.669	1 434.867	3.754
05 03 02 03	Supplementary aid for durum wheat: non-traditional production zones	0.001	-	-	-	-
05 03 02 04	Supplementary aid for durum wheat: traditional production zones	55.825	46.105	49.060	47.455	-0.634
05 03 02 05	Production aid for seeds	22.036	20.044	23.166	25.127	23.216
05 03 02 06	Suckler-cow premium	1 179.084	1 153.842	1 153.142	1 139.054	931.759
05 03 02 07	Additional suckler-cow premium	55.971	51.777	51.724	51.566	50.119
05 03 02 08	Beef special premium	99.107	90.500	90.641	92.119	71.615
05 03 02 09	Beef slaughter premium — Calves	126.518	121.005	117.618	114.699	7.665
05 03 02 10	Beef slaughter premium — Adults	235.939	224.140	221.276	218.049	51.636
05 03 02 11	Beef extensification premium	12.152	-	-	-	-
05 03 02 12	Additional payments to beef producers	4.330	-	-	-	-
05 03 02 13	Sheep and goat premium	251.685	239.900	232.869	246.946	23.053
05 03 02 14	Sheep and goat supplementary premium	78.173	74.151	72.391	74.767	7.020
05 03 02 15	Additional payments in the sheep and goat sector	0.135	-	-	-	-
05 03 02 16	Dairy premium	438.208	0.189	-	-	-
05 03 02 17	Additional payments for milk producers	198.875	0.055	-	-	-
05 03 02 18	Payments to starch potato producers	88.664	103.507	103.238	103.818	81.221
05 03 02 19	Area aid for rice	173.033	168.102	164.364	168.912	154.271
05 03 02 21	Aid for olive groves	119.276	99.410	96.040	97.345	2.442
05 03 02 22	Tobacco premium	335.542	301.423	300.612	295.845	0.257
05 03 02 23	Hops area aid	2.659	2.467	2.485	2.516	0.000
05 03 02 24	Specific quality premium for durum wheat	82.280	79.191	87.675	80.676	0.246
05 03 02 25	Protein crop premium	58.200	42.559	32.942	42.671	49.640
05 03 02 26	Area payments for nuts	89.539	86.494	92.207	94.026	87.644
05 03 02 27	Aid for energy crops	53.930	72.111	53.697	73.696	1.189
05 03 02 28	Aid for silkworms	0.608	0.548	0.446	0.436	0.403
05 03 02 29	Area aid for dried grapes	113.242	111.928	0.032	-	-
05 03 02 30	Compensatory aid for bananas	121.572	-	-	-	-
05 03 02 36	Payments for specific types of farming and quality production	419.580	422.876	428.728	434.091	123.321
05 03 02 38	Transitional aid for sugar beet growers	2.163	-	-	-	-
05 03 02 39	Additional amount for sugar beet and cane producers	17.168	25.157	22.870	51.614	45.225
05 03 02 40	Area aid for cotton	254.464	247.548	216.879	221.737	247.266
05 03 02 41	Transitional fruit and vegetables payment — Tomatoes	-	-	144.221	141.448	139.349
05 03 02 42	Transitional fruit and vegetables payment — Other products than tomatoes	-	-	149.247	157.733	55.666
05 03 02 43	Transitional soft fruit payment	-	-	7.390	9.096	10.728
05 03 02 44	Specific support (article 68) — Coupled direct aids	-	-	-	-	747.991
05 03 02 50	POSEI — Community support programmes	63.766	372.256	375.202	386.198	415.970
05 03 02 51	POSEI — Other direct aids and earlier regimes	3.792	21.191	20.898	21.025	0.138
05 03 02 52	POSEI — Aegean Islands	13.528	16.792	16.479	18.487	17.274
05 03 02 99	Other (direct aids)	1.159	-7.096	1.385	1.002	-2.402
05 03 02	Other direct aids	6 260.802	5 620.408	5 777.592	5 847.022	3 347.044
05 03 03 00	Additional amounts of aid	434.037	533.700	542.232	3.670	0.597
05 03 03	Additional amounts of aid	434.037	533.700	542.232	3.670	0.597
05 03 04 00	Ancillary direct aids (outstanding balances, small producers, agrimonetary aids)	-18.063	-	-	-	-
05 03 04	Ancillary direct aids (outstanding balances, small producers, agrimonetary aids)	-18.063	-	-	-	-
EXPENDITURE funded by budget current financial year appropriations - Fund source C1		37 044.668	36 771.702	37 778.700	39 430.879	39 676.534
EXPENDITURE funded by assigned revenue collected in current financial year - Fund source C4		1.162	-	204.845	104.173	-
EXPENDITURE funded by assigned revenue carried over from previous financial year - Fund source C5		-	796.875	1 130.374	140.679	501.496
TOTAL EAGF DIRECT AIDS EXPENDITURE		37 045.830	37 568.577	39 113.919	39 675.731	40 178.030

ANNEX 26

EVOLUTION OF EAGF DIRECT AIDS EXPENDITURE BY SECTOR

2007 to 2011 Financial years

Commitment Appropriations						In EUR million
SECTOR	2007	2008	2009	2010	2011	
	30 803.09	31 948.17	33 336.33	33 828.71	36 830.99	
SPS (single payment scheme)	28 119.33	28 233.84	28 805.56	29 070.90	31 081.83	
SAPS (single area payment scheme)	2 082.98	2 974.39	3 723.44	4 460.93	5 084.28	
Separate sugar payment	166.74	206.25	252.94	281.03	270.21	
Separate fruit and vegetables payment	-	-	12.16	12.18	12.18	
Specific support (article 68) — Decoupled direct aids	-	-	-	-	381.89	
Additional amounts of aid	434.04	533.70	542.23	3.67	0.60	
	6 242.74	5 620.41	5 777.59	5 847.02	3 347.04	
CEREALS	1 922.67	1 854.63	1 672.04	1 679.36	54.20	
SUGAR	41.87	51.76	22.87	51.61	45.22	
OLIVE OIL	144.97	126.28	96.04	97.35	2.44	
FRUITS AND VEGETABLES	413.02	301.93	496.34	506.12	374.61	
RICE	173.18	168.24	164.36	168.91	154.27	
SEEDS	22.04	20.04	23.17	25.13	23.22	
HOPS	2.66	2.47	2.49	2.52	0.00	
SILKWORMS	0.61	0.55	0.45	0.44	0.40	
COTTON	266.99	260.65	216.88	221.74	247.27	
TOBACCO	344.94	310.45	300.61	295.85	0.26	
MILK AND MILK PRODUCTS	655.66	18.78	0.00	0.00	-	
BEEF AND VEAL	1 836.59	1 766.54	1 634.40	1 615.49	1 112.79	
SHEEPMEAT AND GOATMEAT	350.52	333.63	305.26	321.71	30.07	
PIGMEAT, EGGS AND POULTRY	-	-	-	0.00	-	
POSEI	81.09	410.24	412.58	425.71	433.38	
OTHER PRODUCTS	-14.05	-5.78	1.39	1.00	-2.40	
SPECIFIC TYPES OF FARMING & QUALITY PRODUCTION *	-	-	428.73	434.09	123.32	
SPECIFIC SUPPORT (ARTICLE 68) - COUPLED DIRECT AIDS	-	-	-	-	747.99	
TOTAL DIRECT AIDS	37 045.83	37 568.58	39 113.92	39 675.73	40 178.03	

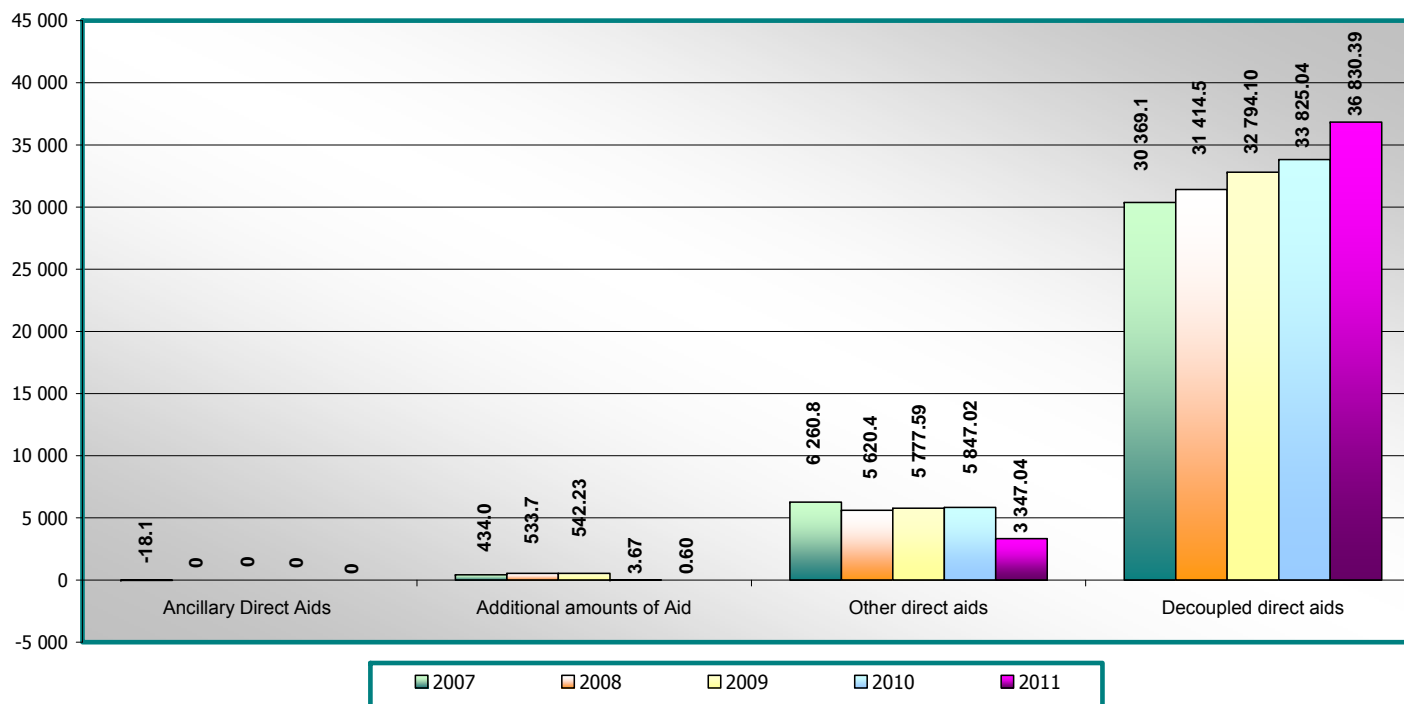
* For Financial years 2007 and 2008, this payment amount is included in each concerned sector

ANNEX 27

EVOLUTION OF EAGF DIRECT AIDS EXPENDITURE BY ARTICLE

2007 to 2011 Financial years

Commitment Appropriations		in EUR million				
BUDGET LINE	MEASURE	2007	2008	2009	2010	2011
05 03 01	Decoupled direct aids	30 369.05	31 414.47	32 794.10	33 825.04	36 830.39
05 03 02	Other direct aids	6 260.80	5 620.41	5 777.59	5 847.02	3 347.04
05 03 03	Additional amounts of aid	434.04	533.70	542.23	3.67	0.60
05 03 04	Ancillary direct aids (outstanding balances, small producers, agrimonetary aids)	-18.06	-	-	-	-
TOTAL DIRECT AIDS EXPENDITURE		37 045.83	37 568.58	39 113.92	39 675.73	40 178.03



ANNEX 28

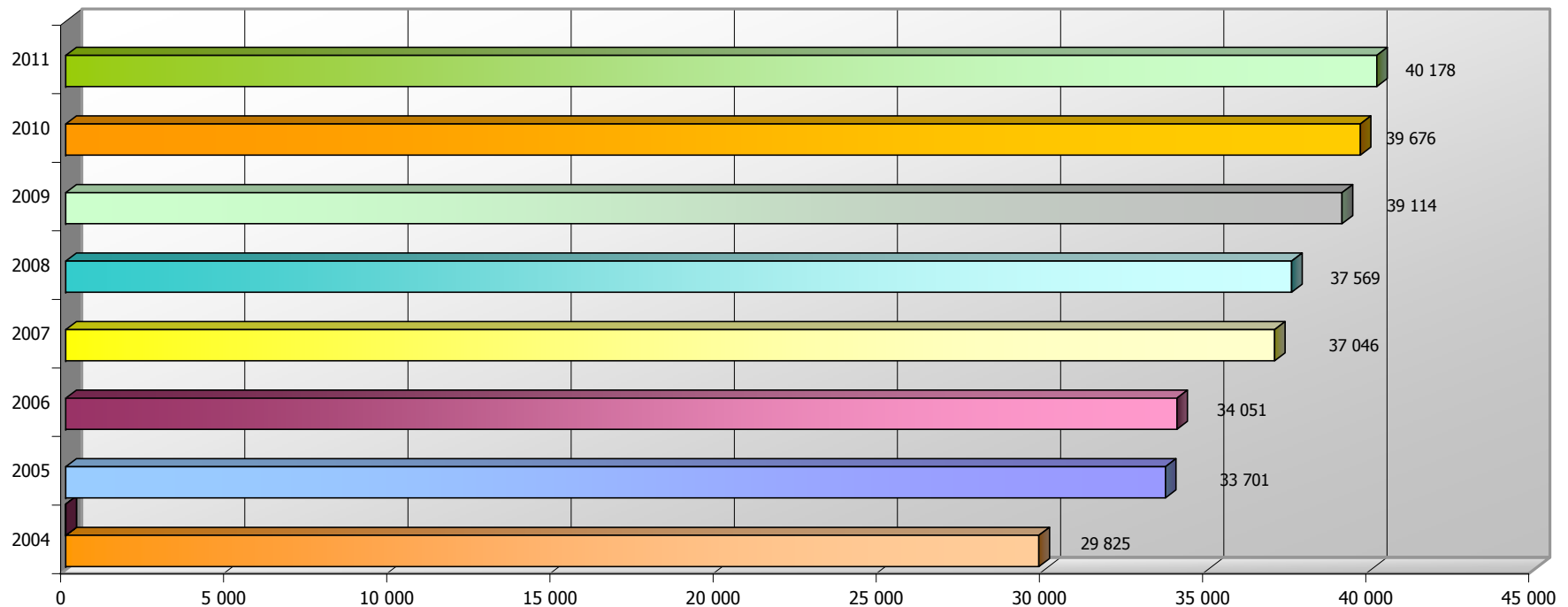
TOTAL EXPENDITURE FOR DIRECT AIDS - 2004 TO 2011 FINANCIAL YEARS

Commitment Appropriations

In EUR million

	2004	2005	2006	2007	2008	2009	2010	2011
Total DIRECT AIDS EXPENDITURE	29 824.54	33 700.80	34 051.30	37 045.83	37 568.58	39 113.92	39 675.73	40 178.03
Of which:								
EAGF EXPENDITURE funded by initial budget appropriations - Fund source C1	29 824.54	33 700.80	34 051.30	37 044.67	36 771.70	37 778.70	39 430.88	39 676.53
EAGF EXPENDITURE funded by assigned revenue collected in the financial year - Fund source C4	-	-	-	1.16	-	204.85	104.17	-
EAGF EXPENDITURE funded by assigned revenue carried over previous financial year - Fund source C5	-	-	-	-	796.88	1 130.37	140.68	501.50

EVOLUTION OF DIRECT AIDS EXPENDITURE - 2004 to 2011 Financial years



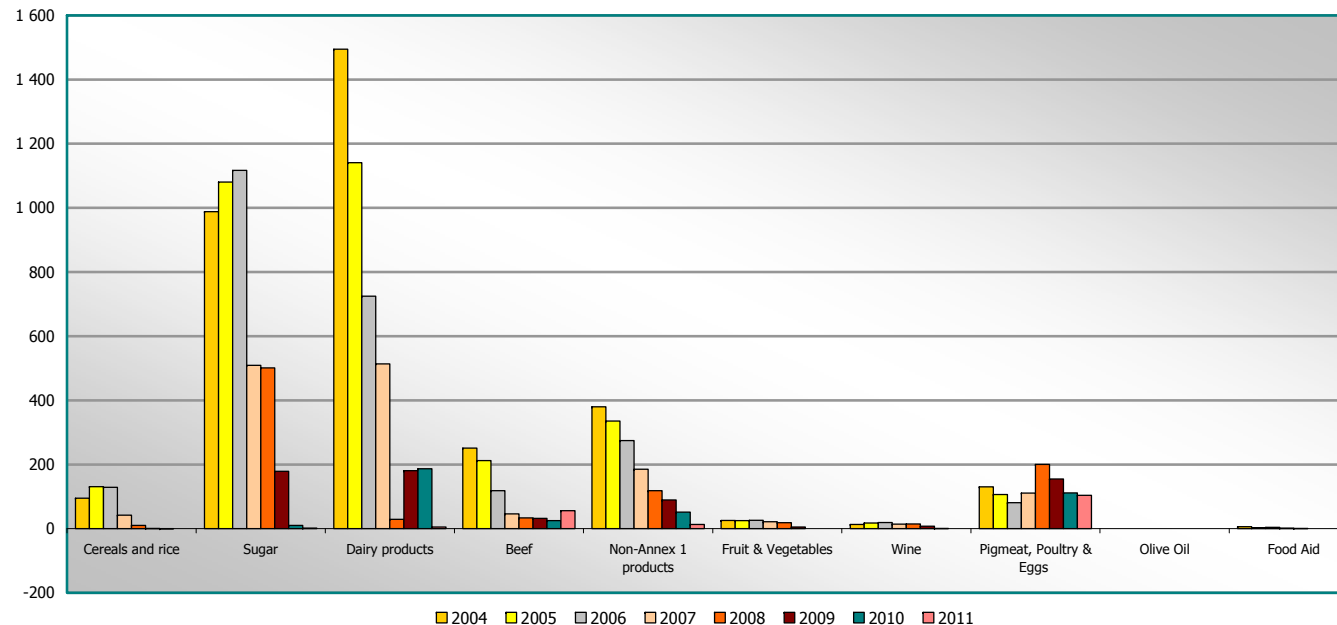
ANNEX 29

EVOLUTION OF EAGF EXPORT REFUNDS EXPENDITURE by SECTOR - 2004 to 2011 Financial years

Commitment Appropriations

In EUR million

Sector	2004		2005		2006		2007		2008		2009		2010		2011	
Cereals and rice	94.9	2.8%	131.0	4.3%	128.7	5.2%	41.9	2.9%	9.7	1.0%	0.8	0.1%	-0.4	-0.1%	0.1	0.0%
Sugar	988.3	29.2%	1 080.6	35.4%	1 116.9	44.8%	509.3	35.3%	501.3	54.2%	179.1	27.6%	9.8	2.5%	1.5	0.8%
Dairy products	1 494.9	44.2%	1 140.8	37.4%	724.9	29.1%	513.4	35.5%	28.8	3.1%	181.1	27.9%	186.4	48.4%	5.4	3.0%
Beef	250.8	7.4%	212.0	6.9%	118.4	4.7%	46.2	3.2%	33.1	3.6%	31.6	4.9%	25.3	6.6%	55.8	31.1%
Non-Annex 1 products	380.3	11.2%	335.4	11.0%	274.1	11.0%	185.2	12.8%	118.1	12.8%	89.7	13.8%	51.3	13.3%	12.7	7.1%
Fruit & Vegetables	25.8	0.8%	25.3	0.8%	26.4	1.1%	21.7	1.5%	18.6	2.0%	5.2	0.8%	0.4	0.1%	0.0	0.0%
Wine	13.1	0.4%	17.3	0.6%	19.2	0.8%	14.0	1.0%	14.5	1.6%	7.3	1.1%	0.7	0.2%	0.3	0.2%
Pigmeat, Poultry & Eggs	130.6	3.9%	106.2	3.5%	80.6	3.2%	111.2	7.7%	200.5	21.7%	154.7	23.8%	111.4	28.9%	103.6	57.7%
Olive Oil	0.0	0.0%	-0.1	0.0%	0.0	0.0%	0.2	0.0%	0.0	0.0%	0.0	0.0%	0.0	0.0%	0.0	0.0%
Food Aid	5.6	0.2%	3.4	0.1%	4.4	0.2%	1.6	0.1%	0.6	0.1%	0.0	0.0%	0.1	0.0%	0.0	0.0%
Total Export Refunds Expenditure	3 384.2		3 051.9		2 493.6		1 444.7		925.4		649.5		385.1		179.4	



ANNEX 30

EVOLUTION OF EAGF EXPORT REFUNDS EXPENDITURE BY MEMBER STATE - 2006 to 2011 Financial years (1)

Commitment Appropriations		in EUR million				
Member State	EU 25	EU 27				
	2006	2007	2008	2009	2010	2011
Belgium	348.527	155.604	122.631	71.905	36.439	2.641
Bulgaria	0.000	0.000	0.767	2.501	0.150	0.505
Czech Republic	17.970	12.82	1.666	5.546	2.794	0.872
Denmark	133.123	100.294	70.399	46.828	29.189	4.748
Germany	233.389	154.106	96.249	65.283	34.663	21.446
Estonia	3.690	3.882	0.173	0.999	1.035	0.077
Ireland	111.151	64.152	16.568	19.013	23.450	3.453
Greece	74.694	30.370	3.065	0.939	0.067	0.075
Spain	68.792	38.636	31.688	18.442	3.659	3.007
France	403.945	281.850	220.792	141.992	116.946	85.704
Italy	89.240	60.380	46.811	23.301	14.550	15.311
Cyprus	1.598	1.054	0.247	0.281	0.235	0.048
Latvia	1.539	3.210	0.657	0.551	0.233	0.005
Lithuania	59.612	33.107	11.396	10.939	6.165	4.680
Luxembourg	0.005	0.009	0.001	0.000	0.000	0.000
Hungary	31.244	12.240	17.509	7.148	2.210	1.500
Malta	0.000	0.204	0.026	0.000	0.000	0.000
Netherlands	308.085	197.847	91.482	104.519	59.461	8.286
Austria	37.907	18.868	22.609	17.370	5.821	5.541
Poland	140.630	89.197	118.861	34.633	13.825	14.391
Portugal	21.238	11.993	12.531	6.380	5.104	4.651
Romania	0.000	0.000	0.023	0.252	0.067	0.473
Slovenia	4.458	3.251	0.806	0.629	0.794	0.545
Slovakia	14.535	4.672	1.448	0.501	0.716	0.206
Finland	45.373	32.761	7.619	16.059	9.257	0.093
Sweden	64.290	27.161	11.338	21.054	5.484	0.100
United Kingdom	278.597	107.007	18.086	32.468	12.778	1.075
TOTAL Export Refunds Expenditure	2 493.629	1 444.670	925.448	649.534	385.093	179.432

(1) 2006 : European Agricultural Guidance and Guarantee Fund-EAGGF - Guarantee Section /// 2007 - 2011 : European Agricultural Guarantee Fund-EAGF

ANNEX 31

Analytical evolution of EAGF storage expenditure 2004 - 2011 (*)

in EUR Million

HEADING	2004			2005			2006			2007						
	Private storage	Public storage	TOTAL STORAGE & %	Private storage	Public storage	TOTAL STORAGE & %	Private storage	Public storage	TOTAL STORAGE & %	Private storage	Public storage	TOTAL STORAGE & %				
CEREALS	-	44.72	44.72	13.87%	-	441.63	441.63	51.87%	-	337.91	337.91	44.65%	-	-225.83	-225.83	211.63%
RICE	-	47.65	47.65	14.78%	-	2.35	2.35	0.28%	-	-3.25	-3.25	-0.43%	-	-0.75	-0.75	0.70%
SUGAR	-0.05	-	-0.05	-0.02%	-	232.37	232.37	27.29%	0.02	134.44	134.46	17.77%	-	-87.05	-87.05	81.58%
OLIVE OIL	-	0.14	0.14	0.04%	-	-	-	-	-	-	-	-	-	-	-	-
FIBRE FLAX AND HEMP	-	-	-	-	0.33	-	0.33	0.04%	-1.43	-	-1.43	-0.19%	0.56	-	0.56	-0.52%
FRUIT AND VEGETABLES	0.12	-	0.12	0.04%	0.40	-	0.40	0.05%	0.38	-	0.38	0.05%	0.41	-	0.41	-0.38%
WINE-GROWING SECTOR / ALCOHOL	57.20	145.99	203.19	63.03%	75.60	179.15	254.75	29.92%	99.85	188.55	288.40	38.10%	96.68	145.47	242.15	-226.92%
TOBACCO	-	-	-	-	-	-	-	-	-	-	-	-	-	-	-	-
MILK PRODUCTS	57.19	-52.21	4.98	1.54%	61.58	-145.97	-84.39	-9.91%	56.84	-56.73	0.11	0.01%	38.40	-74.60	-36.20	33.92%
BEEF MEAT	0.10	-8.53	-8.43	-2.61%	-	-0.13	-0.13	-0.02%	-	-	-	-	-	-	-	-
SHEEP AND GOAT MEAT	-	-	-	-	-	-	-	-	-	-	-	-	-	-	-	-
PIG MEAT	30.02	-	30.02	9.31%	4.15	-	4.15	0.49%	-	-	-	-	-	-	-	-
FISHERY PRODUCTS	0.05	-	0.05	0.02%	0.02	-	0.02	0.00%	0.30	-	0.30	0.04%	-	-	-	-
	144.63	177.76			142.08	709.40			155.96	600.92			136.05	-242.76		
TOTAL		322.39			851.48				756.88				-106.71			

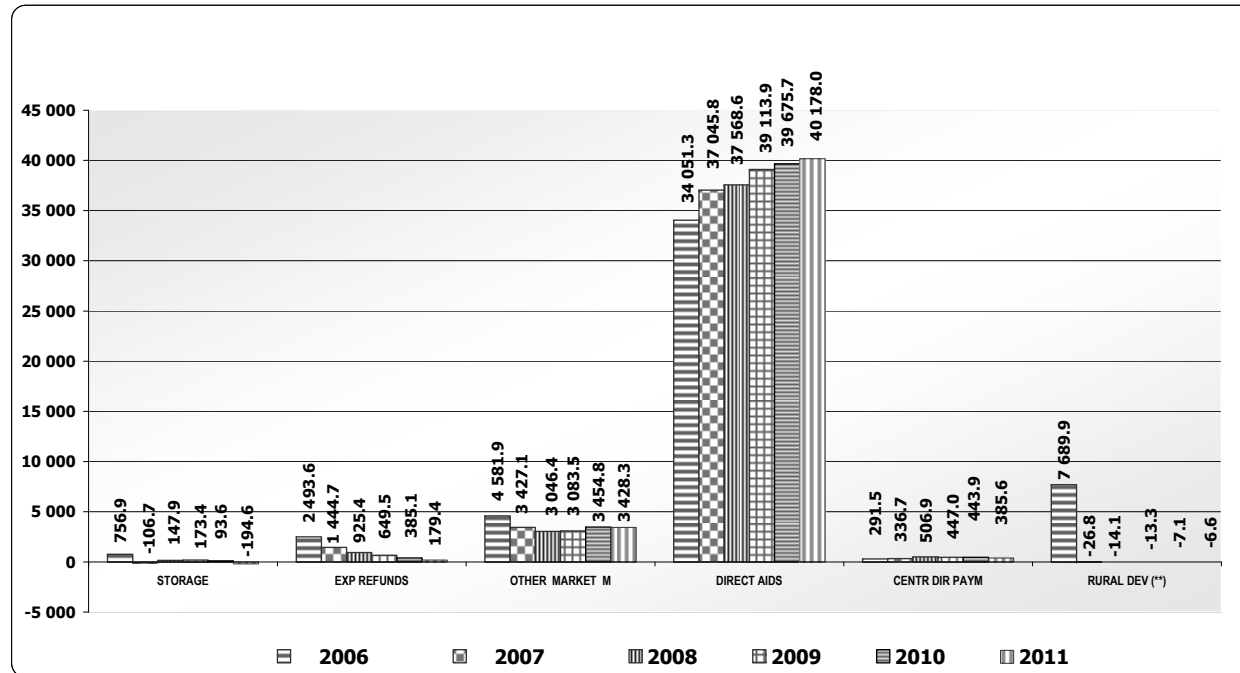
in EUR Million

HEADING	2008			2009			2010			2011						
	Private storage	Public storage	TOTAL STORAGE & %	Private storage	Public storage	TOTAL STORAGE & %	Private storage	Public storage	TOTAL STORAGE & %	Private storage	Public storage	TOTAL STORAGE & %				
CEREALS	-	-100.73	-100.73	-68.11%	-	24.08	24.08	13.88%	-	95.72	95.72	102.27%	-	-189.47	-189.47	97.35%
RICE	-	-	-	-	-	-	-	-	-	-	-	-	-	-	-	-
SUGAR	-	-26.75	-26.75	-18.09%	-	-32.37	-32.37	-18.66%	-	0.43	0.43	0.46%	-	0.00	0.00	0.00%
OLIVE OIL	-	0.01	0.01	0.01%	-	-	-	-	7.93	-	7.93	8.47%	-	-	-	-
FIBRE FLAX AND HEMP	1.87	-	1.87	1.26%	0.41	-	0.41	0.23%	0.05	-	0.05	0.05%	1.25	-	1.25	-0.64%
FRUIT AND VEGETABLES	0.09	-	0.09	0.06%	0.03	-	0.03	0.02%	-	-	-	-	-	-	-	-
WINE-GROWING SECTOR / ALCOHOL	88.34	113.81	202.15	136.68%	41.29	29.55	70.84	40.85%	1.20	11.06	12.26	13.10%	0.31	1.62	1.92	-0.99%
TOBACCO	-	-	-	-	-	-	-	-	-	-	-	-	-	-	-	-
MILK PRODUCTS	34.24	-	34.24	23.15%	37.67	69.17	106.84	61.60%	13.23	-36.52	-23.29	-24.88%	8.25	-72.91	-64.67	33.22%
BEEF MEAT	-	-	-	-	-	0.00	0.00	0.00%	-	-	-	-	0.01	-	0.01	0.00%
SHEEP AND GOAT MEAT	-	-	-	-	-	-	-	-	-	-	-	-	-	-	-	-
PIG MEAT	37.01	-	37.01	25.02%	3.62	-	3.62	2.08%	0.49	-	0.49	0.52%	56.32	-	56.32	-28.94%
FISHERY PRODUCTS	-	-	-	-	-	-	-	-	-	-	-	-	-	-	-	-
	161.55	-13.66			83.01	90.43			22.89	70.69			66.13	-260.77		
TOTAL		147.90			173.44				93.59				-194.63			

(*) Financial years 2004 to 2006, European Agricultural Guidance and Guarantee Fund-Guarantee Section (EAGGF); Financial years 2007 to 2011, European Agricultural Guarantee Fund (EAGF)

ANNEX 32

EVOLUTION of THE BREAKDOWN of EAGF EXPENDITURE - 2006 to 2011 Financial years*



Commitment Appropriations

in EUR Million

FINANCIAL YEAR (*)	BUDGET EXECUTION		STORAGE	EXPORT REFUNDS	DIRECT AIDS	OTHER MARKET MEASURES	CENTRALISED DIRECT PAYMENTS (**)	RURAL DEVELOPMENT (***)
	1a	1b						
2006	42 175.3	7 689.9	756.9	2 493.6	34 051.3	4 581.9	291.5	7 689.9
2007		42 120.9	-106.7	1 444.7	37 045.8	3 427.1	336.7	-26.8
2008		42 181.2	147.9	925.4	37 568.6	3 046.4	506.9	-14.1
2009		43 454.1	173.4	649.5	39 113.9	3 083.5	447.0	-13.3
2010		44 046.0	93.6	385.1	39 675.7	3 454.8	443.9	-7.1
2011		43 970.1	-194.6	179.4	40 178.0	3 428.3	385.6	-6.6

(*) For the financial year 2006: European Agricultural Guidance and Guarantee Fund-Guarantee Section (EAGGF), under Heading 1, of which sub-Heading 1a concerned Market Measures and Direct Aids and sub-Heading 1b concerned Rural Development (financed by Guarantee Section of EAGGF).

(**) Up to 2010 referred to as "Direct expenditure".

(***) RURAL DEVELOPMENT financed by the ex-European Agricultural Guidance and Guarantee Fund-Guarantee section (EAGGF) - Programming period 2000-2006.

ANNEX 33
 EXPENDITURE CHARGED AGAINST THE 2011 BUDGET
 DETAILS by ITEM and by MEMBER STATE

Budget Line	Fund source	Item	BE	BG	CZ	DK	DE	EE	IE	EL	ES	FR	IT	CY	LV	LT	LU	HU	MT	NL	AT	PL	PT	RO	SI	SK	FI	SE	UK	CE	TOTAL	
05 02 01 02 1012 006	C1	Financial costs of public storage - maize - R.1234/07, Art.10(1)ja	-	-	-	-	-	-	-	-	-	-	-	-	-	-	-	0.0	-	-	-	-	-	-	-	-	-	-	-	-	0.000	
05 02 01 02 1012 006	NA	Financial costs of public storage - maize - R.1234/07, Art.10(1)ja	-	-	-	-	-	-	-	-	-	-	-	-	-	-	-	-	-	-	-	-	-	-	-	-	-	-	-	-	0.000	
05 02 01 02 1012 006		Financial costs of public storage - sorghum - R.1234/07, Art.10(1)ja	-	-	-	-	-	-	-	-	-	-	-	-	-	-	-	-	-	-	-	-	-	-	-	-	-	-	-	-	-	
05 02 01 02 1012 007		Financial costs of public storage - bread-making wheat - R.1234/07, Art.10(1)ja	-	-	-	-	-	-	-	-	-	-	-	-	-	-	-	-	-	-	-	-	-	-	-	-	-	-	-	-	-	
05 02 01 02 1013 001	C1	Other public storage costs - bread-making wheat - R.1234/07, Art.10(1)ja	-0.0	-7.3	-	-	-	-	-	-	-	-	-	-	-	-	-	-0.5	-	-	0.0	-	-	-	-	-	-	-	-	-	-9.858	
05 02 01 02 1013 001	NA	Other public storage costs - bread-making wheat - R.1234/07, Art.10(1)ja	-	-	-	-	-	-	-	-	-	-	-	-	-	-	-	-	-	-	-	-	-	-	-	-	-	-	-	-	-	
05 02 01 02 1013 001		Other public storage costs - barley - R.1234/07, Art.10(1)ja	-0.0	-7.3	-	-	-	-	-	-	-	-	-	-	-	-	-	-0.5	-	-	0.0	-	-	-	-	-	-	-	-	-	-9.858	
05 02 01 02 1013 004	C1	Other public storage costs - barley - R.1234/07, Art.10(1)ja	-4.0	-5.7	4.3	-5.6	-42.4	-0.4	-	-9.0	-30.9	30.4	-48.6	-	-2.8	-7.1	-	23.1	-0.6	-	0.3	-7.8	-6.3	-31.2	-	-	-	-	-	-	-222.917	
05 02 01 02 1013 004	NA	Other public storage costs - barley - R.1234/07, Art.10(1)ja	-	-	-	-	-	-	-	-	-	-	-	-	-	-	-	-	-	-	-	-	-	-	-	-	-	-	-	-	-	
05 02 01 02 1013 004		Other public storage costs - maize - R.1234/07, Art.10(1)ja	-4.0	-5.7	4.3	-5.6	-42.4	-0.4	-	-9.0	-30.9	30.4	-48.6	-	-2.8	-7.1	-	23.1	-0.6	-	0.3	-7.8	-6.3	-31.2	-	-	-	-	-	-	-222.917	
05 02 01 02 1013 006	C1	Other public storage costs - sorghum - R.1234/07, Art.10(1)ja	-	-	-	-	-	-	-	-	-	-	-	-	-	-	-	-0.1	-	-	-	-	-	-	-	-	-	-	-	-	-0.144	
05 02 01 02 1013 007		Depreciation on purchase - bread-making wheat - R.1234/07, Art.10(1)ja	-	-	-	-	-	-	-	-	-	-	-	-	-	-	-	-	-	-	-	-	-	-	-	-	-	-	-	-	-	
05 02 01 02 1014 001		Depreciation on purchase - barley - R.1234/07, Art.10(1)ja	-	-	-	-	-	-	-	-	-	-	-	-	-	-	-	-	-	-	-	-	-	-	-	-	-	-	-	-	-	-
05 02 01 02 1014 004		Depreciation on purchase - maize - R.1234/07, Art.10(1)ja	-	-	-	-	-	-	-	-	-	-	-	-	-	-	-	-	-	-	-	-	-	-	-	-	-	-	-	-	-	-
05 02 01 02 1014 006		Depreciation on purchase - sorghum - R.1234/07, Art.10(1)ja	-	-	-	-	-	-	-	-	-	-	-	-	-	-	-	-	-	-	-	-	-	-	-	-	-	-	-	-	-	-
05 02 01 02 1014 007		Complementary depreciation - bread-making wheat - R.1234/07, Art.10(1)ja	-	-	-	-	-	-	-	-	-	-	-	-	-	-	-	-	-	-	-	-	-	-	-	-	-	-	-	-	-	-
05 02 01 02 1014 011		Complementary depreciation - barley - R.1234/07, Art.10(1)ja	-	-	-	-	-	-	-	-	-	-	-	-	-	-	-	-	-	-	-	-	-	-	-	-	-	-	-	-	-	-
05 02 01 02 1014 014	C1	Complementary depreciation - maize - R.1234/07, Art.10(1)ja	-	-	-	-	-	-	-	-	-	-	-	-	-	-	-	-	-	-	-	-	-	-	-	-	-	-	-	-	-	0.093
05 02 01 02 1014 014	NA	Complementary depreciation - barley - R.1234/07, Art.10(1)ja	-	-	-	-	-	-	-	-	-	-	-	-	-	-	-	-	-	-	-	-	-	-	-	-	-	-	-	-	-	-
05 02 01 02 1014 014		Complementary depreciation - maize - R.1234/07, Art.10(1)ja	-	-	-	-	-	-	-	-	-	-	-	-	-	-	-	-	-	-	-	-	-	-	-	-	-	-	-	-	-	0.093
05 02 01 02 1014 016		Complementary depreciation - sorghum - R.1234/07, Art.10(1)ja	-	-	-	-	-	-	-	-	-	-	-	-	-	-	-	-	-	-	-	-	-	-	-	-	-	-	-	-	-	-
05 02 01 02 1014 017	C1	Intervention storage of cereals - R.1234/07, Art.10(1)ja	-3.7	-5.3	-0.4	-5.3	-30.4	0.1	-	-9.0	-30.9	38.9	-48.6	-	-2.6	-6.1	-	26.7	-0.6	-	0.5	-4.6	-6.3	-30.6	-	-	-	-	-	-	-189.472	
05 02 01 02 1014 017	NA	Intervention storage of cereals - R.1234/07, Art.10(1)ja	-	-	-	-	-	-	-	-	-	-	-	-	-	-	-	-	-	-	-	-	-	-	-	-	-	-	-	-	-	
05 02 01 02 1014 017		Intervention storage of cereals - R.1234/07, Art.10(1)ja	-3.7	-5.3	-0.4	-5.3	-30.4	0.1	-	-9.0	-30.9	38.9	-48.6	-	-2.6	-6.1	-	26.7	-0.6	-	0.5	-4.6	-6.3	-30.6	-	-	-	-	-	-	-189.472	
05 02 01 03 1021 001	C1	Premium - potato starch - R.1234/07, Art.95a(1) - marketing year 09/10 and earlier	-	-	-	-	-	-	-	-	-	-	-	-	-	-	-	-	-	-	-	-	-	-	-	-	-	-	-	-	-	1.174
05 02 01 03 1021 002	C1	Premium - potato starch - R.1234/07, Art.95a(1) - marketing year 10/11	-	-	-	-	-	-	-	-	-	-	-	-	-	-	-	-	-	-	-	-	-	-	-	-	-	-	-	-	-	32.018
05 02 01 03 1022 015	C1	Maize - production refunds - marketing year 06/07 and earlier - R.1784/03, Art.8	-	-	-	-	-	-	-	-	-	-	-	-	-	-	-	-	-	-	-	-	-	-	-	-	-	-	-	-	-	0.010
05 02 01 03 1022 025	C1	Wheat - production refunds - marketing year 06/07 and earlier - R.1784/03, Art.8	-	-	-	-	-	-	-	-	-	-	-	-	-	-	-	-	-	-	-	-	-	-	-	-	-	-	-	-	-	0.002
05 02 01 03 1022 033		Potatoes - production refunds - marketing year 06/07 and earlier - R.1784/03, Art.8	-	-	-	-	-	-	-	-	-	-	-	-	-	-	-	-	-	-	-	-	-	-	-	-	-	-	-	-	-	-
05 02 01 03 1022 043		Other cereals - production refunds - marketing year 06/07 and earlier - R.1784/03, Art.8 - FI, SE	-	-	-	-	-	-	-	-	-	-	-	-	-	-	-	-	-	-	-	-	-	-	-	-	-	-	-	-	-	-
05 02 01 03 1022 043	C1	Intervention for starch	-	-	-	-	-	-	-	-	-	-	-	-	-	-	-	-	-	-	-	-	-	-	-	-	-	-	-	-	-	33.205
05 02 01 99 1090 020	C1	Others - R.1784/03, R.1234/07	-	-	-	-	-	-	-	-	-	-	-	-	-	-	-	-	-	-	-	-	-	-	-	-	-	-	-	-	-	-0.000
05 02 01 99 1090 020	C1	Other measures (cereals)	-	-	-	-	-	-	-	-	-	-	-	-	-	-	-	-	-	-	-	-	-	-	-	-	-	-	-	-	-	-0.000
05 02 01 99 1090 020	C1	Cereals	-3.7	-5.3	0.2	-2.2	-18.8	0.1	-	-9.0	-30.9	43.3	-48.6	-	-2.6	-6.1	-	26.7	-0.6	-	8.9	1.4	-2.8	-6.3	-30.6	-	-	-	-	-	-156.215	

In EUR million

ANNEX 33
 EXPENDITURE CHARGED AGAINST THE 2011 BUDGET
 DETAILS by ITEM and by MEMBER STATE

Budget Line	Fund source	Item	BE	BG	CZ	DK	DE	EE	IE	EL	ES	FR	IT	CY	LV	LT	LU	HU	MT	NL	AT	PL	PT	RO	SI	SK	FI	SE	UK	CE	TOTAL	
05 02 04 01 3100 361	C1	Products purchased on the market - value of product - butter - programme 2011 - R.1234/07, Art.27, R.807/10, Art.5(1), R.945/10, Annex (lb) and II - IE, EL, PT	-	-	-	-	-	0.9	3.6	-	-	-	-	-	-	-	-	-	-	-	-	3.0	-	-	-	-	-	-	-	-	7.430	
05 02 04 01 3100 362	C1	Products purchased on the market - value of product - skimmed-milk powder - programme 2011 - R.1234/07, Art.27, R.807/10, Art.5(1); R.945/10, Annex (lb) - LU	-	-	-	-	-	-	-	-	-	-	-	-	-	-	0.1	-	-	-	-	-	-	-	-	-	-	-	-	-	0.102	
05 02 04 01 3100 363	LU	Products purchased on the market - value of product - powder - transport costs within M.S. 2011 - R.1234/07, Art.27, R.807/10, Art.4(6)&7(1); R.945/10, Annex (lb) - LU	-	-	-	-	-	-	-	-	-	-	-	-	-	-	-	-	-	-	-	-	-	-	-	-	-	-	-	-	-	
05 02 04 01 3100 364	C1	Products purchased on the market - butter - transport costs within M.S. 2011 - R.1234/07, Art.27, R.807/10, Art.4(6)&7(1); R.945/10, Annex (lb) and II - IE, EL, PT	-	-	-	-	-	0.1	-	-	-	-	-	-	-	-	-	-	-	-	-	0.1	-	-	-	-	-	-	-	-	0.124	
05 02 04 01 3100 365	C1	Administrative costs - programme 2011 - R.807/10, Art.7(2); R.945/10, Annex (a) - BE, BG, CZ, EE, IE, EL, ES, FR, IT, LV, LT, LU, HU, MT, PL, PT, RO, SI, SK, FI	-	-	-	-	-	0.0	-	0.1	-	-	-	-	-	-	-	-	-	-	-	-	0.3	-	-	-	-	-	-	-	0.372	
05 02 04 01 3100 366	C1	Programmes for deprived persons	10.7	10.8	0.0	-	-	0.7	1.2	15.2	105.0	73.0	105.7	-	6.5	7.7	0.1	14.0	0.7	-	-	74.7	28.6	49.1	2.5	4.6	4.3	-	-	-	514.971	
05 02 04 01 3100 367	NA	Programmes for deprived persons	-	-	-	-	-	-	-	-	-	-	-	-	-	-	-	-	-	-	-	-	-	-	-	-	-	-	-	-	-	
05 02 04 01 3100 368	NA	Programmes for deprived persons	10.7	10.8	0.0	-	-	0.7	1.2	15.2	105.0	73.0	105.7	-	6.5	7.7	0.1	14.0	0.7	-	-	74.7	28.6	49.1	2.5	4.6	4.3	-	-	-	514.971	
05 02 04 99 0000 006	C1	Others	-	-	-	-	-	-	-	-	-	-	-	-	-	-	-	-	-	-	-	-	-	-	-	-	-	-	-	-	-	
05 02 04 99 3110 002	C1	Refunds - food aid - common wheat - R.1292/96	-	-	-	-	-	-	-	-	-	-	-	-	-	-	-	-	-	-	-	-	-	-	-	-	-	-	-	-	-	-
05 02 04 99 3110 003	C1	Refunds - food aid - other cereals - R.1292/96	-	-	-	-	-	-	-	-	-	-	-	-	-	-	-	-	-	-	-	-	-	-	-	-	-	-	-	-	-	-
05 02 04 99 3112 001	C1	Refunds - food aid - sugar - R.1292/96	-	-	-	-	-	-	-	-	-	-	-	-	-	-	-	-	-	-	-	-	-	-	-	-	-	-	-	-	-	-
05 02 04 99 3113 001	C1	Refunds - food aid - skimmed-milk powder - R.1292/96	-	-	-	-	-	-	-	-	-	-	-	-	-	-	-	-	-	-	-	-	-	-	-	-	-	-	-	-	-	-
05 02 04 99 3113 002	C1	Refunds - food aid - whole-milk powder - R.1292/96	-	-	-	-	-	-	-	-	-	-	-	-	-	-	-	-	-	-	-	-	-	-	-	-	-	-	-	-	-	-
05 02 04 99 3113 003	C1	Refunds - food aid - butter oil - R.1292/96	-	-	-	-	-	-	-	-	-	-	-	-	-	-	-	-	-	-	-	-	-	-	-	-	-	-	-	-	-	-
05 02 04 99 3119 001	C1	Refunds - food aid - other products - R.1292/96	0.0	-	-	-	-	-	-	-	-	-	-	-	-	-	-	-	-	-	-	-	-	-	-	-	-	-	-	-	-	0.009
05 02 04 99	C1	Other measures (food programmes)	0.0	-	-	-	-	-	-	-	-	-	-	-	-	-	-	-	-	-	-	-	-	-	-	-	-	-	-	-	0.009	
05 02 04	C1	Food programmes	10.7	10.8	0.0	-	-	0.7	1.2	15.2	105.0	73.0	105.7	-	6.5	7.7	0.1	14.0	0.7	-	-	74.7	28.6	49.1	2.5	4.6	4.3	-	-	-	514.980	
05 02 04	NA	Food programmes	-	-	-	-	-	-	-	-	-	-	-	-	-	-	-	-	-	-	-	-	-	-	-	-	-	-	-	-	-	-
05 02 04	NA	Food programmes	10.7	10.8	0.0	-	-	0.7	1.2	15.2	105.0	73.0	105.7	-	6.5	7.7	0.1	14.0	0.7	-	-	74.7	28.6	49.1	2.5	4.6	4.3	-	-	-	514.980	
05 02 05 01 1100 012	C1	Refunds - sugar and isoglucose - 07/08 and earlier - R.1260/01, Art.27; R.318/06, Art.32 & 33	0.1	-	-	-	-	-	-	-	-	-0.2	0.0	-	-	-	-	-	-	-	-	1.6	-	-	-	-	-	-	0.0	-	-	1.475
05 02 05 01 1100 012	NA	Refunds - sugar and isoglucose - 07/08 and earlier - R.1260/01, Art.27; R.318/06, Art.32 & 33	-	-	-	-	-	-	-	-	-	-	-	-	-	-	-	-	-	-	-	-	-	-	-	-	-	-	-	-	-	-
05 02 05 01 1100 012	C1	Refunds - sugar and isoglucose - 07/08 and earlier - R.1260/01, Art.27; R.318/06, Art.32 & 33	0.1	-	-	-	-	-	-	-	-	-0.2	0.0	-	-	-	-	-	-	-	-	1.6	-	-	-	-	-	-	0.0	-	-	1.475
05 02 05 01	C1	Export refunds for sugar and isoglucose	0.1	-	-	-	-	-	-	-	-	-0.2	0.0	-	-	-	-	-	-	-	-	1.6	-	-	-	-	-	-	-	-	1.475	
05 02 05 01	NA	Export refunds for sugar and isoglucose	-	-	-	-	-	-	-	-	-	-	-	-	-	-	-	-	-	-	-	-	-	-	-	-	-	-	-	-	-	-
05 02 05 01	NA	Export refunds for sugar and isoglucose	0.1	-	-	-	-	-	-	-	-	-0.2	0.0	-	-	-	-	-	-	-	-	1.6	-	-	-	-	-	-	0.0	-	-	1.475
05 02 05 03 1112 013	C1	Production refunds on sugar used in the chemical industry - R.1260/01, Art.7(3) - marketing year 05/06 and earlier	-	-	-	-	-	-	-	-	-	0.8	-	-	-	-	-	-	-	-	-	-	-	-	-	-	-	-	-	-	-	0.772
05 02 05 03 1112 013	NA	Production refunds on sugar used in the chemical industry - R.1260/01, Art.7(3) - marketing year 05/06 and earlier	-	-	-	-	-	-	-	-	-	-	-	-	-	-	-	-	-	-	-	-	-	-	-	-	-	-	-	-	-	-
05 02 05 03 1112 013	NA	Production refunds on sugar used in the chemical industry - R.1260/01, Art.7(3) - marketing year 05/06 and earlier	-	-	-	-	-	-	-	-	-	0.8	-	-	-	-	-	-	-	-	-	-	-	-	-	-	-	-	-	-	-	0.772
05 02 05 03	C1	Production refunds for sugar used in the chemical industry	-	-	-	-	-	-	-	-	-	0.8	-	-	-	-	-	-	-	-	-	-	-	-	-	-	-	-	-	-	-	0.772
05 02 05 03	NA	Production refunds for sugar used in the chemical industry	-	-	-	-	-	-	-	-	-	-	-	-	-	-	-	-	-	-	-	-	-	-	-	-	-	-	-	-	-	-
05 02 05 03	NA	Production refunds for sugar used in the chemical industry	-	-	-	-	-	-	-	-	-	0.8	-	-	-	-	-	-	-	-	-	-	-	-	-	-	-	-	-	-	-	0.772
05 02 05 08 0000 001	C1	Technical costs of public storage - white sugar - R.1234/07, Art.10(1)(c)	-	-	0.0	-	-	-	-	-	-	-	-	-	-	-	-	-	-	-	-	-	-	-	-	-	-	-	-	-	-	0.000

In EUR million

ANNEX 33
 EXPENDITURE CHARGED AGAINST THE 2011 BUDGET
 DETAILS by ITEM and by MEMBER STATE

Budget/Line	Fund source	Item	BE	BG	CZ	DK	DE	EE	IE	EL	ES	FR	IT	CY	LV	LT	LU	HU	MT	NL	AT	PL	PT	RO	SI	SK	FI	SE	UK	CE	TOTAL	
05 02 06 05 1211 022	C1	Work programmes of operators organisations - tranche 10/11 - balance - R.1234/07, Art.103; R.1782/03, Art.1104	-	-	-	-	-	-	-	9.7	-	0.0	2.0	-	-	-	-	-	-	-	-	-	-	-	-	-	-	-	-	-	11.779	
05 02 06 05 1211 023	C1	Work programmes of operators organisations - tranche 11/12 - advance - 1. instalment - R.1234/07, Art.103; R.1782/03, Art.1104 - EL, FR, IT	-	-	-	-	-	-	-	3.8	-	0.3	16.0	-	-	-	-	-	-	-	-	-	-	-	-	-	-	-	-	-	20.095	
05 02 06 05 1211 024	C1	Work programmes of operators organisations - tranche 11/12 - advance - 2. instalment - R.1234/07, Art.103; R.1782/03, Art.1104 - EL, FR, IT	-	-	-	-	-	-	-	-	-	-	0.2	-	-	-	-	-	-	-	-	-	-	-	-	-	-	-	-	-	0.173	
05 02 06 05 1211 025	C1	Quality improvement measures 11/12 - balance - R.1234/07, Art.103; R.1782/03, Art.1104 - EL, FR, IT	-	-	-	-	-	-	-	-	-	-	-	-	-	-	-	-	-	-	-	-	-	-	-	-	-	-	-	-	-	
05 02 06 99 0000 001	C1	Others - consumption aid - R.136/66, Art.11(1)	-	-	-	-	-	-	-	9.1	0.0	0.6	34.4	-	-	-	-	-	-	-	-	-	-	-	-	-	-	-	-	-	44.142	
05 02 06 99 0000 002	C1	Others - public storage - R.136/66, Art.12 & 13	-	-	-	-	-	-	-	-	-	-	0.0	-	-	-	-	-	-	-	-	-	-	-	-	-	-	-	-	-	0.003	
05 02 06 99 1210 010	C1	Export refunds - olive oil - R.136/66, Art.20 - marketing year 01/02 and earlier	-	-	-	-	-	-	-	-	-	-	0.0	-	-	-	-	-	-	-	-	-	-	-	-	-	-	-	-	-	0.010	
05 02 06 99 1240 001	C1	Production refunds - olive oil - R.136/66, Art.20a) - marketing year 04/05 and earlier	-	-	-	-	-	-	-	-	-	-	-	-	-	-	-	-	-	-	-	-	-	-	-	-	-	-	-	-	0.013	
05 02 06 99 1401 007	C1	Other measures (olive oil)	-	-	-	-	-	-	-	9.1	0.0	0.6	34.4	-	-	-	-	-	-	-	-	-	-	-	-	-	-	-	-	-	44.154	
05 02 07 01 1401 007	C1	Processing aid - long flax fibre - R.1673/00, Art.2.3a) - marketing year 07/08 and earlier	-	-	-	-	-	-	-	-	-	-	-	-	-	-	-	-	-	-	-	-	-	-	-	-	-	-	-	-	-	
05 02 07 01 1401 008	C1	Processing aid - long flax fibre - R.1234/07, Art.91(1) - marketing year 08/09	-	-	-	-	-	-	-	-	-	-	-	-	-	-	-	-	-	-	-	-	-	-	-	-	-	-	-	-	-	
05 02 07 01 1401 009	C1	Processing aid - long flax fibre - R.1234/07, Art.91(1) - marketing year 09/10	2.7	-	0.0	-	0.0	-	-	-	-	7.5	-	0.0	0.0	-	0.3	-	-	-	-	0.0	-	-	-	-	-	-	-	-	10.631	
05 02 07 01 1401 009	NA	Processing aid - long flax fibre - R.1234/07, Art.91(1) - marketing year 09/10	-	-	-	-	-	-	-	-	-	-	-	-	-	-	-	-	-	-	-	-	-	-	-	-	-	-	-	-	-	
05 02 07 01 1401 009	C1	Processing aid - long flax fibre - R.1234/07, Art.91(1) - marketing year 09/10	2.7	-	0.0	-	0.0	-	-	-	-	7.5	-	0.0	0.0	-	0.3	-	-	-	-	0.0	-	-	-	-	-	-	-	-	10.631	
05 02 07 01 1401 010	C1	Processing aid - long flax fibre - R.1234/07, Art.91(1) - marketing year 10/11	0.5	-	-	-	-	-	-	-	-	5.1	-	-	0.0	-	0.3	-	-	-	-	-	-	-	-	-	-	-	-	-	5.871	
05 02 07 01 1401 027	C1	Processing aid - long flax fibre - supplementary aid - R.1673/00, Art.4 - marketing year 07/08 and earlier	-	-	-	-	-	-	-	-	-	-	-	-	-	-	-	-	-	-	-	-	-	-	-	-	-	-	-	-	-	
05 02 07 01 1401 028	C1	Processing aid - long flax fibre - supplementary aid - R.1234/07, Art.94a - marketing year 08/09	-	-	-	-	-	-	-	-	-	-	-	-	-	-	-	-	-	-	-	-	-	-	-	-	-	-	-	-	-	
05 02 07 01 1403 007	C1	Processing aid - short flax fibres - R.1673/00, Art.2.3b) - marketing year 07/08 and earlier	-	-	-	-	-	-	-	-	-	-	-	-	-	-	-	-	-	-	-	-	-	-	-	-	-	-	-	-	-	
05 02 07 01 1403 008	C1	Processing aid - short flax fibres - R.1234/07, Art.91(1) - marketing year 08/09	-	-	-	-	-	-	-	-	-	-	-	-	-	-	-	-	-	-	-	-	-	-	-	-	-	-	-	-	-	
05 02 07 01 1403 009	C1	Processing aid - short flax fibres - R.1234/07, Art.91(1) - marketing year 09/10	-	-	-	-	-	-	-	-	-	-	-	-	-	-	-	-	-	-	-	-	-	-	-	-	-	-	-	-	-	-
05 02 07 01 1403 009	NA	Processing aid - short flax fibres - R.1234/07, Art.91(1) - marketing year 09/10	-	-	-	-	-	-	-	-	-	-	-	-	-	-	-	-	-	-	-	-	-	-	-	-	-	-	-	-	-	-
05 02 07 01 1403 009	C1	Processing aid - short flax fibres - R.1234/07, Art.91(1) - marketing year 09/10	-	-	-	-	-	-	-	-	-	-	-	-	-	-	-	-	-	-	-	-	-	-	-	-	-	-	-	-	-	-
05 02 07 01 1403 010	C1	Processing aid - short flax fibres - R.1234/07, Art.91(1) - marketing year 10/11	0.1	-	-	-	-	-	-	-	-	0.7	-	-	-	-	-	-	-	-	-	-	-	-	-	-	-	-	-	-	-	0.889
05 02 07 01 1403 027	C1	Processing aid - hemp fibres - R.1673/00, Art.2.3b) - marketing year 07/08 and earlier	-	-	-	-	-	-	-	-	-	-	-	-	-	-	-	-	-	-	-	-	-	-	-	-	-	-	-	-	-	-
05 02 07 01 1403 028	C1	Processing aid - hemp fibres - R.1234/07, Art.91(1) - marketing year 08/09	-	-	-	-	-	-	-	-	-	-	0.1	-	-	-	-	-	-	-	-	-	-	-	-	-	-	-	-	-	-	0.121
05 02 07 01 1403 029	C1	Processing aid - hemp fibres - R.1234/07, Art.91(1) - marketing year 09/10	-	-	-	-	-	-	-	-	-	1.0	-	0.0	0.0	-	0.1	-	-	-	-	0.0	0.1	-	-	-	-	-	-	-	-	1.295
05 02 07 01 1403 029	NA	Processing aid - hemp fibres - R.1234/07, Art.91(1) - marketing year 09/10	-	-	-	-	-	-	-	-	-	-	-	-	-	-	-	-	-	-	-	-	-	-	-	-	-	-	-	-	-	-
05 02 07 01 1403 029	C1	Processing aid - hemp fibres - R.1234/07, Art.91(1) - marketing year 09/10	-	-	-	-	-	-	-	-	-	1.0	-	0.0	0.0	-	0.1	-	-	-	-	0.0	0.1	-	-	-	-	-	-	-	-	1.295
05 02 07 01 1403 030	C1	Processing aid - hemp fibres - R.1234/07, Art.91(1) - marketing year 10/11	-	-	-	-	-	-	-	-	-	0.0	-	-	-	-	-	-	-	-	-	-	-	-	-	-	-	-	-	-	-	0.097
05 02 07 01 1403 030	NA	Processing aid - hemp fibres - R.1234/07, Art.91(1) - marketing year 10/11	-	-	-	-	-	-	-	-	-	-	-	-	-	-	-	-	-	-	-	-	-	-	-	-	-	-	-	-	-	-

In EUR million

ANNEX 33
 EXPENDITURE CHARGED AGAINST THE 2011 BUDGET
 DETAILS by ITEM and by MEMBER STATE

Budget Line	Fund source	Item	BE	BG	CZ	DK	DE	EE	IE	EL	ES	FR	IT	CY	LV	LT	LU	HU	MT	NL	AT	PL	PT	RO	SI	SK	FI	SE	UK	CE	TOTAL
05 02 08 03 0000 021		Operational programmes - advances/partial payments - R.1234/07, Art.103c, R.1580/07, Art.72&73 - 2009	-	-	-	-	-	-	-	-	-	-8.2	-	0.0	-	-	-	0.0	-0.3	-	-	-	-	-	-	-	-	-	-	-	-8.536
05 02 08 03 0000 022	C1	Operational programmes - balance - R.1234/07, Art.103c - 2009	-	-	-	2.1	-	-0.0	-	-	-	0.0	-0.2	-	-	-	-	-0.0	-0.8	-	-	-	-	-	-	-	-	-	-	-	2.781
05 02 08 03 0000 022	C5	Operational programmes - balance - R.1234/07, Art.103c - 2009	0.5	-	-	-	-	-	-	-	1.7	11.0	0.3	-	-	-	-	0.1	-0.9	-	-	-	0.0	-	-	-	-	-	-	-	14.534
05 02 08 03 0000 022	C1	Operational programmes - balance - R.1234/07, Art.103c - 2009	0.5	-	-	2.1	-	-0.0	-	-	1.7	11.0	0.2	-	-	-	-	0.1	-1.7	-	-	-	0.0	-	-	-	-	-	-	-	17.315
05 02 08 03 0000 024	C1	Transitional provisions - operational programmes - R.1234/07, Art.203a(3)a) - 2009	-	-	-	-	-0.5	-	-	-	-	-1.1	-0.1	-	-	-	-	-	-	-	-	-	-	-	-	-	-	-	0.6	-	-1.083
05 02 08 03 0000 024	C4	Transitional provisions - operational programmes - R.1234/07, Art.203a(3)a) - 2009	-	-	-	-	-	-	-	-	-	-	-	-	-	-	-	-	-	-	-	-	-	-	-	-	-	-	-	-	0.000
05 02 08 03 0000 024	C5	Transitional provisions - operational programmes - R.1234/07, Art.203a(3)a) - 2009	0.0	-	-	-	0.5	-	-	-	0.1	0.3	0.1	-	-	-	-	-	-	-	-	-	-	-	-	-	-	-	0.8	-	1.800
05 02 08 03 0000 024	NA	Transitional provisions - operational programmes - R.1234/07, Art.203a(3)a) - 2009	-	-	-	-	-	-	-	-	-	-	-	-	-	-	-	-	-	-	-	-	-	-	-	-	-	-	-	-	-
05 02 08 03 0000 024	C1	Transitional provisions - operational programmes - R.1234/07, Art.203a(3)a) - 2009	0.0	-	-	-	-	-	-	-	0.1	-0.8	0.0	-	-	-	-	-	-	-	-	-	-	-	-	-	-	1.3	-	0.717	
05 02 08 03 0000 025	C5	Operational programmes - R.1234/07, Art.103c - application - R.1580/07, Art.116(2)&(3) - 2008	-	-	-	-	-	-	-	-	-	0.1	-	-	-	-	-	-	-	-	-	-	-	-	-	-	-	-	-	-	0.126
05 02 08 03 0000 026	C1	Operational programmes - R.1234/07, Art.103c - application - R.1580/07, Art.116(2)&(3) - 2009	-	-	-0.0	-	-	-	-	-	0.2	0.3	-	-	-	-	-	-	-	-	-	-	-	-	-	-	-	-	-	-	0.486
05 02 08 03 0000 026	C5	Operational programmes - R.1234/07, Art.103c - application - R.1580/07, Art.116(2)&(3) - 2009	-	-	-	-	-	-	-	-	1.8	0.6	-	-	-	-	-	-	-	-	-	-	-	-	-	-	-	-	-	-	2.387
05 02 08 03 0000 026	C5	Operational programmes - R.1234/07, Art.103c - application - R.1580/07, Art.116(2)&(3) - 2009	-	-	-	-	-	-	-	-	2.0	0.9	-	-	-	-	-	-	-	-	-	-	-	-	-	-	-	-	-	-	2.873
05 02 08 03 0000 027	C1	Operational programmes - advances/partial payments - R.1234/07, Art.103c; R.1580/07, Art.72&73 - 2010	-	-	-0.0	-	-	-	-	-2.0	0.3	-25.3	-	-0.0	-	-	-	-	-	-	-	-	-	-	-	-	-	-	-	-	-27.095
05 02 08 03 0000 027	C5	Operational programmes - advances/partial payments - R.1234/07, Art.103c; R.1580/07, Art.72&73 - 2010	8.7	-	0.8	-	8.5	-	-	0.8	19.8	11.6	70.8	0.2	-	-	-	1.3	-	28.1	4.0	0.0	1.3	0.3	-	0.1	-	0.3	-	-	156.399
05 02 08 03 0000 027	C1	Operational programmes - advances/partial payments - R.1234/07, Art.103c; R.1580/07, Art.72&73 - 2010	8.7	-	0.8	-	8.5	-	-	-1.3	20.1	-13.7	70.8	0.2	-	-	-	1.3	-	28.1	4.0	0.0	1.3	0.3	-	0.1	-	0.3	-	-	129.304
05 02 08 03 0000 028	C1	Operational programmes - balance - R.1234/07, Art.103c - 2010	18.5	-	0.2	3.1	15.0	-	-	2.9	87.0	38.1	46.2	0.5	-	-	-	1.1	0.1	16.4	1.0	-	1.1	-	-	-	-	-	-	-	231.234
05 02 08 03 0000 028	C4	Operational programmes - balance - R.1234/07, Art.103c - 2010	-	-	-	-	-	-	-	0.2	4.1	19.4	16.7	-	-	-	-	-	-	2.6	0.9	-	2.0	-	-	-	-	-	-	-	45.986
05 02 08 03 0000 028	C5	Operational programmes - balance - R.1234/07, Art.103c - 2010	-	-	0.4	-	3.7	-	-	6.2	42.5	22.6	15.8	0.0	-	-	-	-	-	-	-	0.3	0.1	1.1	0.1	-	0.0	0.9	-	-	93.726
05 02 08 03 0000 028	NA	Operational programmes - balance - R.1234/07, Art.103c - 2010	-	-	-	-	-	-	-	-	-	-	-	-	-	-	-	-	-	-	-	-	-	-	-	-	-	-	-	-	-
05 02 08 03 0000 028	C1	Operational programmes - balance - R.1234/07, Art.103c - 2010	18.5	-	0.6	3.1	18.7	-	0.2	13.2	129.5	80.1	78.7	0.6	-	-	-	1.1	0.1	19.0	2.1	0.1	4.1	0.1	-	0.0	1.1	-	-	-	370.927
05 02 08 03 0000 030	C1	Transitional provisions - operational programmes - R.1234/07, Art.203a(3)a) - 2010	-	-	-	-	-1.1	-	-	-	0.1	5.4	0.1	-	-	-	-	-	-	-	-	-	0.3	-	-	-	-	-	-	-	6.920
05 02 08 03 0000 030	C4	Transitional provisions - operational programmes - R.1234/07, Art.203a(3)a) - 2010	-	-	-	-	-	-	-	-	-	1.4	0.3	-	-	-	-	-	-	-	-	-	0.5	-	-	-	-	-	-	-	5.120
05 02 08 03 0000 030	C5	Transitional provisions - operational programmes - R.1234/07, Art.203a(3)a) - 2010	-	-	-	-	-	-	-	-	0.7	2.9	1.3	-	-	-	-	-	-	-	-	-	0.4	-	-	-	-	-	-	-	15.702
05 02 08 03 0000 030	NA	Transitional provisions - operational programmes - R.1234/07, Art.203a(3)a) - 2010	-	-	-	-	-	-	-	-	-	-	-	-	-	-	-	-	-	-	-	-	-	-	-	-	-	-	-	-	-
05 02 08 03 0000 030	C1	Transitional provisions - operational programmes - R.1234/07, Art.203a(3)a) - 2010	-	-	0.0	-	3.5	-	-	-	0.7	9.8	1.7	-	-	-	-	-	-	-	-	-	1.2	-	-	-	-	-	8.8	-	27.742
05 02 08 03 0000 031	C1	Operational programmes - R.1234/07, Art.103c - application - R.1580/07, Art.116(2)&(3) - 2010	-	-	-	-	-	-	-	-	7.4	-	-	-	-	-	-	-	-	-	-	-	-	-	-	-	-	-	-	-	7.413
05 02 08 03 0000 031	C4	Operational programmes - R.1234/07, Art.103c - application - R.1580/07, Art.116(2)&(3) - 2010	-	-	-	-	-	-	-	-	-	0.4	-	-	-	-	-	-	-	-	-	-	-	-	-	-	-	-	-	-	0.410
05 02 08 03 0000 031	C5	Operational programmes - R.1234/07, Art.103c - application - R.1580/07, Art.116(2)&(3) - 2010	-	-	-	-	-	-	-	-	-	-	-	-	-	-	-	-	-	-	-	-	-	-	-	-	-	-	-	-	0.188

In EUR million

ANNEX 33
 EXPENDITURE CHARGED AGAINST THE 2011 BUDGET
 DETAILS by ITEM and by MEMBER STATE

Budget Line	Fund source	Item	BE	BG	CZ	DK	DE	EE	IE	EL	ES	FR	IT	CY	LV	LT	LU	HU	MT	NL	AT	PL	PT	RO	SI	SK	FI	SE	UK	CE	TOTAL	
05 02 08 03 0000 042	C5	Producers organisations - non-harvesting and green harvesting - R.1580/07, Art.80(1); R.543/11, Art.79(1); R.585/11, Art.4(1) - 4(4) - BE, BG, CZ, DK, DE, EE, IE, EL, ES, FR, IT, LV, HU, NL, AT, PL, PT, RO, SI, SK, SE, UK	-	-	-	-	-	-	-	-	0.0	-	-	-	-	-	-	-	-	-	-	-	-	-	-	-	-	-	-	-	0.000	
05 02 08 03 0000 042	NA	Producers organisations - non-harvesting and green harvesting - R.1580/07, Art.80(1); R.543/11, Art.79(1); R.585/11, Art.4(1) - 4(4) - BE, BG, CZ, DK, DE, EE, IE, EL, ES, FR, IT, LV, HU, NL, AT, PL, PT, RO, SI, SK, SE, UK	-	-	-	-	-	-	-	-	-	-	-	-	-	-	-	-	-	-	-	-	-	-	-	-	-	-	-	-	-	
05 02 08 03 0000 042	C1	Producers organisations - non-harvesting and green harvesting - R.1580/07, Art.80(1); R.543/11, Art.79(1); R.585/11, Art.4(1) - 4(4) - BE, BG, CZ, DK, DE, EE, IE, EL, ES, FR, IT, LV, HU, NL, AT, PL, PT, RO, SI, SK, SE, UK	2.8	0.0	0.0	1.3	-	-	-	-	2.7	0.1	0.9	-	-	-	-	0.2	-	1.9	0.1	-	3.0	3.6	-	-	-	-	-	-	21.048	
05 02 08 03 0000 043	C4	Exceptional support measures - producers organisations - withdrawal - R.585/11, Art.4(5) - BE, BG, CZ, DK, DE, EE, IE, EL, ES, FR, IT, LV, HU, NL, AT, PL, PT, RO, SI, SK, SE, UK	-	-	-	0.1	-	-	-	-	-	0.4	1.7	-	-	-	-	-	-	14.9	-	-	-	-	-	-	-	-	-	-	17.099	
05 02 08 03 0000 043	C5	Exceptional support measures - producers organisations - withdrawal - R.585/11, Art.4(5) - BE, BG, CZ, DK, DE, EE, IE, EL, ES, FR, IT, LV, HU, NL, AT, PL, PT, RO, SI, SK, SE, UK	-	-	-	-	-	-	-	-	0.0	-	-	-	-	-	-	-	-	-	-	-	-	-	-	-	-	-	-	-	0.002	
05 02 08 03 0000 043	NA	Exceptional support measures - producers organisations - withdrawal - R.585/11, Art.4(5) - BE, BG, CZ, DK, DE, EE, IE, EL, ES, FR, IT, LV, HU, NL, AT, PL, PT, RO, SI, SK, SE, UK	-	-	-	-	-	-	-	-	-	-	-	-	-	-	-	-	-	-	-	-	-	-	-	-	-	-	-	-	-	
05 02 08 03 0000 043	C1	Exceptional support measures - producers organisations - non-harvesting and green harvesting - R.585/11, Art.4(5) - BE, BG, CZ, DK, DE, EE, IE, EL, ES, FR, IT, LV, HU, NL, AT, PL, PT, RO, SI, SK, SE, UK	2.8	0.0	0.0	1.4	-	-	-	-	9.6	0.6	1.7	-	-	-	-	0.2	-	14.9	0.3	-	3.0	3.6	-	-	-	-	-	-	38.148	
05 02 08 03 0000 044	C1	Exceptional support measures - producers organisations - non-harvesting and green harvesting - R.585/11, Art.4(5) - BE, BG, CZ, DK, DE, EE, IE, EL, ES, FR, IT, LV, HU, NL, AT, PL, PT, RO, SI, SK, SE, UK	0.2	0.1	0.8	8.3	-	-	-	-	16.4	0.0	-	-	-	-	-	-	-	-	0.2	1.0	-	-	-	-	-	-	-	-	26.951	
05 02 08 03 0000 044	C4	Exceptional support measures - producers organisations - non-harvesting and green harvesting - R.585/11, Art.4(5) - BE, BG, CZ, DK, DE, EE, IE, EL, ES, FR, IT, LV, HU, NL, AT, PL, PT, RO, SI, SK, SE, UK	-	-	-	0.2	-	-	-	-	-	0.1	5.6	-	-	-	-	-	-	-	4.7	-	-	-	-	-	-	0.1	-	-	10.723	
05 02 08 03 0000 044	C5	Exceptional support measures - producers organisations - non-harvesting and green harvesting - R.585/11, Art.4(5) - BE, BG, CZ, DK, DE, EE, IE, EL, ES, FR, IT, LV, HU, NL, AT, PL, PT, RO, SI, SK, SE, UK	-	-	-	-	-	-	-	-	0.0	-	-	-	-	-	-	-	-	-	-	-	-	-	-	-	-	-	-	-	0.000	
05 02 08 03 0000 044	NA	Exceptional support measures - producers organisations - non-harvesting and green harvesting - R.585/11, Art.4(5) - BE, BG, CZ, DK, DE, EE, IE, EL, ES, FR, IT, LV, HU, NL, AT, PL, PT, RO, SI, SK, SE, UK	-	-	-	-	-	-	-	-	-	-	-	-	-	-	-	-	-	-	-	-	-	-	-	-	-	-	-	-	-	
05 02 08 03 0000 044	C1	Exceptional support measures - producers organisations - non-harvesting and green harvesting - R.585/11, Art.4(5) - BE, BG, CZ, DK, DE, EE, IE, EL, ES, FR, IT, LV, HU, NL, AT, PL, PT, RO, SI, SK, SE, UK	0.2	0.1	0.8	8.5	-	-	-	-	16.4	0.1	5.6	-	-	-	-	-	-	-	4.7	0.2	1.0	-	-	-	-	0.1	-	-	37.674	
05 02 08 03 1502 013	C1	Operational programmes - 2007 and earlier - R.2200/96, Art.15 2b)	-	-	-	-	-	-	-	-	0.0	-	-	-	-	-	-	-	-	-	-	-	-	-	-	-	-	-	-	-	-	-
			-	-	-	-	-	-	-	-	0.0	-	-	-	-	-	-	-	-	-	-	-	-	-	-	-	-	-	-	-	-	-
			-	-	-	-	-	-	-	-	0.0	-	-	-	-	-	-	-	-	-	-	-	-	-	-	-	-	-	-	-	-	-

In EUR million

ANNEX 33
 EXPENDITURE CHARGED AGAINST THE 2011 BUDGET
 DETAILS by ITEM and by MEMBER STATE

Budget Line	Fund source	Item	BE	BG	CZ	DK	DE	EE	IE	EL	ES	FR	IT	CY	LV	LT	LU	HU	MT	NL	AT	PL	PT	RO	SI	SK	FI	SE	UK	CE	TOTAL	
05 02 08 03 1502 013	C4	Operational programmes - 2007 and earlier - R.2200/96, Art.15 2b)	-	-	-	-	-	-	-	-	-	0.1	-	-	-	-	-	-	-	-	-	-	-	-	-	-	-	-	-	-	0.051	
05 02 08 03 1502 013	C5	Operational programmes - 2007 and earlier - R.2200/96, Art.15 2b)	-	-	-	-	-	0.0	-	0.3	0.3	-	-	-	-	-	-	-	-	-	-	-	-	-	-	-	-	-	-	0.644		
05 02 08 03 1502 013	NA	Operational programmes - 2007 and earlier - R.2200/96, Art.15 2b)	-	-	-	-	-	-	-	-	-	-	-	-	-	-	-	-	-	-	-	-	-	-	-	-	-	-	-	-	-	
05 02 08 03 1502 013		Operational programmes - 2007 and earlier - R.2200/96, Art.15 2b)	-	-	-	-	-	-0.0	-	0.3	0.3	-0.3	-	-	-	-	-	-	-	-	-	-	-	-	-	-	-	-	-	-0.950		
05 02 08 03 1502 014		Withdrawal - operational funds for producer organisations - 2007 and earlier - R.2200/96, Art.15 2 a)	-	-	-	-	-	-	-	-	-	-	-	-	-	-	-	-	-	-	-	-	-	-	-	-	-	-	-	-	-	
05 02 08 03 1502 015		Additional financial assistance - operational funds for producer organisations - 2007 - R.2200/96, Art.19(6); decision C/2009/2695 - PT	-	-	-	-	-	-	-	-	-	-	-	-	-	-	-	-	-	-	-	-	-	-	-	-	-	-	-	-	-	
05 02 08 03 1502 015	C1	Operational funds for producer organisations	26.6	-	0.3	6.0	25.8	-0.0	1.1	131.3	13.2	54.6	0.6	-	-	-	1.4	0.1	16.2	1.7	1.0	4.7	3.7	-	-	0.1	-	0.3	3.1	-	291.750	
05 02 08 03 1502 015	C4	Operational funds for producer organisations	-	-	-	-	0.3	0.2	4.2	22.1	29.3	-	-	-	-	-	27.0	0.9	-	-	-	-	-	-	-	-	0.2	1.7	1.4	-	90.230	
05 02 08 03 1502 015	C5	Operational funds for producer organisations	28.0	-	1.3	-	20.8	0.0	7.1	72.0	62.6	136.7	0.2	-	-	-	1.4	-	56.2	4.3	0.2	3.8	0.4	-	-	0.2	0.9	1.5	6.1	-	403.600	
05 02 08 03 1502 015	NA	Operational funds for producer organisations	-	-	-	-	-	-	-	-	-	-	-	-	-	-	-	-	-	-	-	-	-	-	-	-	-	-	-	-	-	
05 02 08 03 1502 015		Operational funds for producer organisations	54.6	-	1.6	6.0	46.9	0.2	12.4	203.3	97.8	220.7	0.8	-	-	-	2.8	0.1	99.4	6.8	1.2	11.5	4.1	-	-	0.3	1.1	3.4	10.5	-	785.581	
05 02 08 09 1515 128	C1	Oranges - 1st half - Art.22a), R.2111/03 - marketing year 07/08 and earlier - R.2202/96, Art.3	-	-	-	-	-	-	-	0.2	-	-	-	-	-	-	-	-	-	-	-	-	-	-	-	-	-	-	-	-	0.156	
05 02 08 09 1515 128	NA	Oranges - 1st half - Art.22a), R.2111/03 - marketing year 07/08 and earlier - R.2202/96, Art.3	-	-	-	-	-	-	-	-	-	-	-	-	-	-	-	-	-	-	-	-	-	-	-	-	-	-	-	-	-	
05 02 08 09 1515 128		Oranges - 1st half - Art.22a), R.2111/03 - marketing year 07/08 and earlier - R.2202/96, Art.3	-	-	-	-	-	-	-	0.2	-	-	-	-	-	-	-	-	-	-	-	-	-	-	-	-	-	-	-	-	0.156	
05 02 08 09 1515 129	C1	Oranges - 2nd half - Art.22b), R.2111/03 - marketing year 07/08 and earlier - R.2202/96, Art.3	-	-	-	-	-	-	-	-	0.0	-	-0.0	-	-	-	-	-	-	-	-	-	-	-	-	-	-	-	-	-	0.009	
05 02 08 09 1515 129	NA	Oranges - 2nd half - Art.22b), R.2111/03 - marketing year 07/08 and earlier - R.2202/96, Art.3	-	-	-	-	-	-	-	-	-	-	-	-	-	-	-	-	-	-	-	-	-	-	-	-	-	-	-	-	-	
05 02 08 09 1515 129		Oranges - 2nd half - Art.22b), R.2111/03 - marketing year 07/08 and earlier - R.2202/96, Art.3	-	-	-	-	-	-	-	0.0	-	-	-0.0	-	-	-	-	-	-	-	-	-	-	-	-	-	-	-	-	-	0.009	
05 02 08 09 1515 130	C1	Mandarins - 1st half - Art.22a), R.2111/03 - marketing year 07/08 and earlier - R.2202/96, Art.3	-	-	-	-	-	-	-	-	-	-	-	-	-	-	-	-	-	-	-	-	-	-	-	-	-	-	-	-	-0.001	
05 02 08 09 1515 130	NA	Mandarins - 1st half - Art.22a), R.2111/03 - marketing year 07/08 and earlier - R.2202/96, Art.3	-	-	-	-	-	-	-	-	-	-	-	-	-	-	-	-	-	-	-	-	-	-	-	-	-	-	-	-	-	
05 02 08 09 1515 130		Mandarins - 1st half - Art.22a), R.2111/03 - marketing year 07/08 and earlier - R.2202/96, Art.3	-	-	-	-	-	-	-	0.0	-	-	-0.0	-	-	-	-	-	-	-	-	-	-	-	-	-	-	-	-	-	-0.001	
05 02 08 09 1515 131	C1	Clementines - 1st half - Art.22a), R.2111/03 - marketing year 07/08 and earlier - R.2202/96, Art.3	-	-	-	-	-	-	-	-	-	-	-	-	-	-	-	-	-	-	-	-	-	-	-	-	-	-	-	-	-	
05 02 08 09 1515 131	NA	Clementines - 1st half - Art.22a), R.2111/03 - marketing year 07/08 and earlier - R.2202/96, Art.3	-	-	-	-	-	-	-	-	-	-	-	-	-	-	-	-	-	-	-	-	-	-	-	-	-	-	-	-	-	-
05 02 08 09 1515 131		Clementines - 1st half - Art.22a), R.2111/03 - marketing year 07/08 and earlier - R.2202/96, Art.3	-	-	-	-	-	-	-	0.0	-	-	-0.0	-	-	-	-	-	-	-	-	-	-	-	-	-	-	-	-	-	-	0.041
05 02 08 09 1515 132	C1	Clementines - 1st half - Art.22a), R.2111/03 - marketing year 07/08 and earlier - R.2202/96, Art.3	-	-	-	-	-	-	-	-	-	-	-	-	-	-	-	-	-	-	-	-	-	-	-	-	-	-	-	-	-	-
05 02 08 09 1515 132	NA	Clementines - 1st half - Art.22a), R.2111/03 - marketing year 07/08 and earlier - R.2202/96, Art.3	-	-	-	-	-	-	-	-	-	-	-	-	-	-	-	-	-	-	-	-	-	-	-	-	-	-	-	-	-	-
05 02 08 09 1515 132		Clementines - 1st half - Art.22a), R.2111/03 - marketing year 07/08 and earlier - R.2202/96, Art.3	-	-	-	-	-	-	-	0.0	-	-	-0.0	-	-	-	-	-	-	-	-	-	-	-	-	-	-	-	-	-	-	0.041
05 02 08 09 1515 133	C1	Clementines - 3rd quarter - Art.22c), R.2111/03 - marketing year 07/08 and earlier - R.2202/96, Art.3	-	-	-	-	-	-	-	-	-	-	-	-	-	-	-	-	-	-	-	-	-	-	-	-	-	-	-	-	-	-
05 02 08 09 1515 133	NA	Clementines - 3rd quarter - Art.22c), R.2111/03 - marketing year 07/08 and earlier - R.2202/96, Art.3	-	-	-	-	-	-	-	-	-	-	-	-	-	-	-	-	-	-	-	-	-	-	-	-	-	-	-	-	-	-
05 02 08 09 1515 133		Clementines - 3rd quarter - Art.22c), R.2111/03 - marketing year 07/08 and earlier - R.2202/96, Art.3	-	-	-	-	-	-	-	0.0	-	-	-0.0	-	-	-	-	-	-	-	-	-	-	-	-	-	-	-	-	-	-	0.001
05 02 08 09 1515 133	C1	Clementines - 3rd quarter - Art.22c), R.2111/03 - marketing year 07/08 and earlier - R.2202/96, Art.3	-	-	-	-	-	-	-	-	-	-	-	-	-	-	-	-	-	-	-	-	-	-	-	-	-	-	-	-	-	-
05 02 08 09 1515 133	NA	Clementines - 3rd quarter - Art.22c), R.2111/03 - marketing year 07/08 and earlier - R.2202/96, Art.3	-	-	-	-	-	-	-	-	-	-	-	-	-	-	-	-	-	-	-	-	-	-	-	-	-	-	-	-	-	-
05 02 08 09 1515 133		Clementines - 3rd quarter - Art.22c), R.2111/03 - marketing year 07/08 and earlier - R.2202/96, Art.3	-	-	-	-	-	-	-	0.0	-	-	-0.0	-	-	-	-	-	-	-	-	-	-	-	-	-	-	-	-	-	-	0.001
05 02 08 09 1515 134	C1	Satsumas - 1st half - Art.22a), R.2111/03 - marketing year 07/08 and earlier - R.2202/96, Art.3	-	-	-	-	-	-	-	-	-	-	-	-	-	-	-	-	-	-	-	-	-	-	-	-	-	-	-	-	-	-
05 02 08 09 1515 134	NA	Satsumas - 1st half - Art.22a), R.2111/03 - marketing year 07/08 and earlier - R.2202/96, Art.3	-	-	-	-	-	-	-	-	-	-	-	-	-	-	-	-	-	-	-	-	-	-	-	-	-	-	-	-	-	-
05 02 08 09 1515 134		Satsumas - 1st half - Art.22a), R.2111/03 - marketing year 07/08 and earlier - R.2202/96, Art.3	-	-	-	-	-	-	-	0.0	-	-	-0.0	-	-	-	-	-	-	-	-	-	-	-	-	-	-	-	-	-	-	-
05 02 08 09 1515 135	C1	Pomeles & grapefruits - 1st half - Art.22a), R.2111/03 - marketing year 07/08 and earlier - R.2202/96, Art.3	-	-	-	-	-	-	-	-	-	-	-	-	-	-	-	-	-	-	-	-	-	-	-	-	-	-	-	-	-	-
05 02 08 09 1515 135	NA	Pomeles & grapefruits - 1st half - Art.22a), R.2111/03 - marketing year 07/08 and earlier - R.2202/96, Art.3	-	-	-	-	-	-	-	-	-	-	-	-	-	-	-	-	-	-	-	-	-	-	-	-	-	-	-	-	-	-
05 02 08 09 1515 135		Pomeles & grapefruits - 1st half - Art.22a), R.2111/03 - marketing year 07/08 and earlier - R.2202/96, Art.3	-	-	-	-	-	-	-	0.0	-	-	-0.0	-	-	-	-	-	-	-	-	-	-	-	-	-	-	-	-	-	-	-
05 02 08 09 1515 136	C1	Pomeles & grapefruits - 2nd half - Art.22b), R.2111/03 - marketing year 07/08 and earlier	-	-	-	-	-	-	-	-	-	-	-	-	-	-	-	-	-	-	-	-	-	-	-	-	-	-	-	-	-	-
05 02 08 09 1515 136	NA	Pomeles & grapefruits - 2nd half - Art.22b), R.2111/03 - marketing year 07/08 and earlier	-	-	-	-	-	-	-	-	-	-	-	-	-	-	-	-	-	-	-	-	-	-	-	-	-	-	-	-	-	-
05 02 08 09 1515 136		Pomeles & grapefruits - 2nd half - Art.22b), R.2111/03 - marketing year 07/08 and earlier	-	-	-	-	-	-	-	0.0	-	-	-0.0	-	-	-	-	-	-	-	-	-	-	-	-	-	-	-	-	-	-	-
05 02 08 09 1515 137	C1	Lemons - 1st half - Art.22a), R.2111/03 - marketing year 07/08 and earlier - R.2202/96, Art.3	-	-	-	-	-	-	-	-	-	-	-	-	-	-	-	-	-	-	-	-	-	-	-	-	-	-	-	-	-	-
05 02 08 09 1515 137	NA	Lemons - 1st half - Art.22a), R.2111/03 - marketing year 07/08 and earlier - R.2202/96, Art.3	-	-	-	-	-	-	-	-	-	-	-	-	-	-	-	-	-	-	-	-	-	-	-	-	-	-	-	-	-	-
05 02 08 09 1515 137		Lemons - 1st half - Art.22a), R.2111/03 - marketing year 07/08 and earlier - R.2202/96, Art.3	-	-	-	-	-	-	-	0.2	-	-</																				

ANNEX 33
 EXPENDITURE CHARGED AGAINST THE 2011 BUDGET
 DETAILS by ITEM and by MEMBER STATE

Budget Line	Source Fund	Item	BE	BG	CZ	DK	DE	EE	IE	EL	ES	FR	IT	CY	LV	LT	LU	HU	MT	NL	AT	PL	PT	RO	SI	SK	FI	SE	UK	CE	TOTAL		
05 02 08 11 0000 014	C4	Formation, administrative operation - R.1234/07, Art.103a(1)a) - 1. semester - 2011	-	-	-	-	-	-	-	-	-	-	-	-	-	-	-	0.1	-	-	-	-	-	-	-	-	-	-	-	-	-	1.300	
05 02 08 11 0000 014	NA	Formation, administrative operation - R.1234/07, Art.103a(1)a) - 1. semester - 2011	-	-	-	-	-	-	-	-	-	-	-	-	-	-	-	-	-	-	-	-	-	-	-	-	-	-	-	-	-	-	-
05 02 08 11 0000 014	C4	Formation, administrative operation - R.1234/07, Art.103a(1)a) - 1. semester - 2011	-	-	-	-	-	-	-	-	-	-	-	-	-	-	-	0.1	-	-	-	-	-	-	-	-	-	-	-	-	-	-	1.353
05 02 08 11 0000 015	C4	Formation, administrative operation - R.1234/07, Art.103a(1)a) - 2. semester/annual payment - 2011	-	-	-	-	-	-	-	-	-	-	-	-	-	-	-	-	-	-	-	-	-	-	-	-	-	-	-	-	-	-	0.125
05 02 08 11 0000 015	NA	Formation, administrative operation - R.1234/07, Art.103a(1)a) - 2. semester/annual payment - 2011	-	-	-	-	-	-	-	-	-	-	-	-	-	-	-	-	-	-	-	-	-	-	-	-	-	-	-	-	-	-	0.125
05 02 08 11 0000 015	C4	Investment - R.1234/07, Art.103a(1)b) - 1. semester - 2011	-	-	-	-	-	-	-	-	-	-	-	-	-	-	-	-	0.3	-	-	-	-	-	-	-	-	-	-	-	-	21.153	
05 02 08 11 0000 016	NA	Investment - R.1234/07, Art.103a(1)b) - 1. semester - 2011	-	-	-	-	-	-	-	-	-	-	-	-	-	-	-	-	-	-	-	-	-	-	-	-	-	-	-	-	-	-	-
05 02 08 11 0000 016	C4	Investment - R.1234/07, Art.103a(1)b) - 1. semester - 2011	-	-	-	-	-	-	-	-	-	-	-	-	-	-	-	0.3	-	-	-	-	-	-	-	-	-	-	-	-	-	-	21.153
05 02 08 11 0000 017	C4	Investment - R.1234/07, Art.103a(1)b) - 2. semester/annual payment - 2011	-	-	-	-	-	-	-	-	-	-	-	-	-	-	-	-	-	-	-	-	-	-	-	-	-	-	-	-	-	-	-
05 02 08 11 1509 004	C1	Aid to producer organisations granted preliminary recognition - R.1943/03 - 2007 and earlier	-	-	-	-	-	-	-	-	0.0	-	0.1	-	-	-	-	-	-	-	-	-	-	-	-	-	-	-	-	-	-	-	0.146
05 02 08 11 1509 004	C4	Aid to producer organisations granted preliminary recognition - R.1943/03 - 2007 and earlier	-	-	-	-	-	-	-	-	0.0	-	0.0	-	-	-	-	-	-	-	-	-	-	-	-	-	-	-	-	-	-	-	0.059
05 02 08 11 1509 004	NA	Aid to producer organisations granted preliminary recognition - R.1943/03 - 2007 and earlier	-	-	-	-	-	-	-	-	-	-	-	-	-	-	-	-	-	-	-	-	-	-	-	-	-	-	-	-	-	-	-
05 02 08 11 1509 004	C1	Aid to producer organisations granted preliminary recognition - R.1943/03 - 2007 and earlier	-	-	-	-	-	-	-	-	0.1	-	0.1	-	-	-	-	-	-	-	-	-	-	-	-	-	-	-	-	-	-	-	0.205
05 02 08 11 1509 004	C4	Aid to producer groups for preliminary recognition	-	-	-	-	-	-	-	9.7	0.0	0.0	0.1	0.4	-	-	-	3.4	-	-	-	-	-	-	-	-	-	-	-	-	-	-	147.550
05 02 08 11 1509 004	NA	Aid to producer groups for preliminary recognition	-	-	-	-	-	-	-	0.3	0.0	0.1	0.0	0.3	-	-	-	1.5	0.1	-	-	-	-	-	-	-	-	-	-	-	-	-	47.231
05 02 08 11 1509 004	C1	Aid to producer groups for preliminary recognition	-	-	-	-	-	-	-	10.0	0.1	0.2	0.1	0.5	0.7	-	-	4.9	0.1	-	-	-	-	-	-	-	-	-	-	-	-	194.781	
05 02 08 12 0000 001	C1	School fruit scheme - products - R.1234/07, Art.103ga; R.288/09, Art.5.1(a) - 2009/10	-	-	-	-	-	-	-	-	0.7	0.5	-	-	-	-	-	0.0	-	-	-	-	-	-	-	-	-	-	-	-	-	-	4.451
05 02 08 12 0000 002	C1	School fruit scheme - equipment - R.1234/07, Art.103ga; R.288/09, Art.5.1(b)(i) - 2009/10	-	-	-	-	-	-	-	-	-	0.0	0.0	-	-	-	-	-	-	-	-	-	-	-	-	-	-	-	-	-	-	-	0.041
05 02 08 12 0000 003	C1	School fruit scheme - monitoring - evaluation - R.1234/07, Art.103ga; R.288/09, Art.5.1(b)(ii) - 2009/10	-	-	-	-	-	-	-	-	0.0	-	-	-	-	-	-	-	-	-	-	-	-	-	-	-	-	-	-	-	-	-	0.083
05 02 08 12 0000 004	C1	School fruit scheme - communication - R.1234/07, Art.103ga; R.288/09, Art.5.1(b)(iii) - 2009/10	-	-	-	-	-	-	-	-	0.0	-	0.1	-	-	-	-	-	-	-	-	-	-	-	-	-	-	-	-	-	-	-	0.158
05 02 08 12 0000 005	C1	School fruit scheme - transport - distribution - R.1234/07, Art.103ga; R.288/09, Art.5.1 - 2009/10	-	-	-	-	-	-	-	-	-	-	-	-	-	-	-	-	-	-	-	-	-	-	-	-	-	-	-	-	-	-	0.036
05 02 08 12 0000 006	C1	School fruit scheme - products - R.1234/07, Art.103ga; R.288/09, Art.5.1(b)(i) - 2010/11 - BE, BG, CZ, DK, DE, EE, IE, EL, ES, FR, IT, CY, LV, LT, LU, HU, MT, NL, AT, PL, PT, RO, SI, SK	0.5	0.4	2.0	0.6	6.4	0.2	0.5	1.1	2.9	0.5	19.0	0.3	0.3	0.2	0.2	3.4	0.2	1.7	0.2	7.3	0.3	1.8	0.4	1.2	-	-	-	-	-	-	51.483
05 02 08 12 0000 007	C1	School fruit scheme - equipment - R.1234/07, Art.103ga; R.288/09, Art.5.1(b)(i) - 2010/11 - BE, BG, CZ, DK, DE, EE, IE, EL, ES, FR, IT, CY, LV, LT, LU, HU, MT, NL, AT, PL, PT, RO, SI, SK	0.0	-	-	-	-	-	-	-	-	0.0	0.0	0.1	-	-	-	-	-	-	-	-	-	-	-	-	-	-	-	-	-	-	0.121
05 02 08 12 0000 008	C1	School fruit scheme - monitoring - evaluation - R.1234/07, Art.103ga; R.288/09, Art.5.1(b)(ii) - 2010/11 - BE, BG, CZ, DK, DE, EE, IE, EL, ES, FR, IT, CY, LV, LT, LU, HU, MT, NL, AT, PL, PT, RO, SI, SK	-	-	0.0	-	0.1	-	-	-	0.0	-	-	-	-	-	-	-	-	-	-	-	0.1	-	-	-	-	-	-	-	-	-	0.166
05 02 08 12 0000 009	C1	School fruit scheme - communication - R.1234/07, Art.103ga; R.288/09, Art.5.1(b)(iii) - 2010/11 - BE, BG, CZ, DK, DE, EE, IE, EL, ES, FR, IT, CY, LV, LT, LU, HU, MT, NL, AT, PL, PT, RO, SI, SK	0.0	-	0.0	0.0	-	-	-	0.0	-	0.0	-	0.6	-	0.0	-	-	-	-	-	0.0	0.0	-	-	-	0.0	-	-	-	-	-	0.705

In EUR million

ANNEX 33
 EXPENDITURE CHARGED AGAINST THE 2011 BUDGET
 DETAILS by ITEM and by MEMBER STATE

Budget Line	Fund source	Item	BE	BG	CZ	DK	DE	EE	IE	EL	ES	FR	IT	CY	LV	LT	LU	HU	MT	NL	AT	PL	PT	RO	SI	SK	FI	SE	UK	CE	TOTAL		
05 02 08 12 0000 010	C1	School fruit scheme - transport - distribution - R.1234/07, Art.103ga; R.288/09, Art.5.1. - 2010/11 - BE, BG, CZ, DK, DE, EE, IE, EL, ES, FR, IT, CY, LV, LT, LU, HU, MT, NL, AT, PL, PT, RO, SI, SK School fruit scheme - products - R.1234/07, Art.103ga; R.288/09, Art.5.1.(a) - 2011/12 - BE, BG, CZ, DK, DE, EE, IE, EL, ES, FR, IT, CY, LV, LT, LU, HU, MT, NL, AT, PL, PT, RO, SI, SK	0.0	-	-	-	-	-	-	-	-	0.0	-	-	-	-	-	-	-	-	-	-	0.0	-	-	-	-	-	-	-	-	0.032	
05 02 08 12 0000 011		School fruit scheme - equipment - R.1234/07, Art.103ga; R.288/09, Art.5.1.(b)(i) - 2011/12 - BE, BG, CZ, DK, DE, EE, IE, EL, ES, FR, IT, CY, LV, LT, LU, HU, MT, NL, AT, PL, PT, RO, SI, SK	0.0	-	-	-	-	-	-	-	-	-	-	-	-	-	-	-	-	-	-	-	-	-	-	-	-	-	-	-	-	-	-
05 02 08 12 0000 012	C1	School fruit scheme - monitoring - evaluation - R.1234/07, Art.103ga; R.288/09, Art.5.1.(b)(ii) - 2011/12 - BE, BG, CZ, DK, DE, EE, IE, EL, ES, FR, IT, CY, LV, LT, LU, HU, MT, NL, AT, PL, PT, RO, SI, SK	0.0	-	-	-	-	-	-	-	-	-	-	-	-	-	-	-	-	-	-	-	-	-	-	-	-	-	-	-	-	-	0.002
05 02 08 12 0000 013		School fruit scheme - communication - R.1234/07, Art.103ga; R.288/09, Art.5.1.(b)(iii) - 2011/12 - BE, BG, CZ, DK, DE, EE, IE, EL, ES, FR, IT, CY, LV, LT, LU, HU, MT, NL, AT, PL, PT, RO, SI, SK	-	-	-	-	-	-	-	-	-	-	-	-	-	-	-	-	-	-	-	-	-	-	-	-	-	-	-	-	-	-	-
05 02 08 12 0000 014	C1	School fruit scheme - transport - distribution - R.1234/07, Art.103ga; R.288/09, Art.5.1. - 2011/12 - BE, BG, CZ, DK, DE, EE, IE, EL, ES, FR, IT, CY, LV, LT, LU, HU, MT, NL, AT, PL, PT, RO, SI, SK	0.0	-	-	-	-	-	-	-	-	-	-	-	-	-	-	-	-	-	-	-	-	-	-	-	-	-	-	-	-	-	0.001
05 02 08 12 0000 015	C1	School fruit scheme - transport - distribution - R.1234/07, Art.103ga; R.288/09, Art.5.1. - 2011/12 - BE, BG, CZ, DK, DE, EE, IE, EL, ES, FR, IT, CY, LV, LT, LU, HU, MT, NL, AT, PL, PT, RO, SI, SK	0.0	-	-	-	-	-	-	-	-	-	-	-	-	-	-	-	-	-	-	-	-	-	-	-	-	-	-	-	-	-	0.003
05 02 08 99 0000 006	C1	Others - R.2200/96, R.2201/96, R.2202/96	0.5	0.4	3.3	1.0	6.5	0.2	0.5	1.1	3.7	1.0	19.6	0.3	0.3	0.2	0.2	3.4	0.2	1.7	0.2	7.6	0.6	2.0	0.4	2.1	-	-	-	-	-	57.282	
05 02 08 99 0000 010		Bananas - establishment - producers organisations - R.404/93 - Art.6(1) - marketing year 2008 and earlier	-	-	-	-	-	-	-	-	-	-	-	-	-	-	-	-	-	-	-	-	-	-	-	-	-	-	-	-	-	-	-
05 02 08 99 0000 011		Bananas - establishment - producers organisations - R.1234/07 - 2009	-	-	-	-	-	-	-	-	-	-	-	-	-	-	-	-	-	-	-	-	-	-	-	-	-	-	-	-	-	-	-
05 02 08 99 0000 012		Bananas - establishment - producers organisations - R.1234/07 - 2010	-	-	-	-	-	-	-	-	-	-	-	-	-	-	-	-	-	-	-	-	-	-	-	-	-	-	-	-	-	-	-
05 02 08 99 0000 013		Bananas - establishment - producers organisations - R.1234/07 - 2011	-	-	-	-	-	-	-	-	-	-	-	-	-	-	-	-	-	-	-	-	-	-	-	-	-	-	-	-	-	-	-
05 02 08 99 0000 014	C1	Exceptional support measures - producer non-members of producer organisations - withdrawal - R.585/11, Art.5(1) - BE, BG, CZ, DK, DE, EE, IE, EL, ES, FR, IT, LV, HU, NL, AT, PL, PT, RO, SI, SK, SE, UK	-	-	-	-	-	-	-	-	-	0.1	-	-	-	-	-	-	-	-	-	-	-	-	-	-	-	-	-	-	-	-	0.086
05 02 08 99 0000 014	C4	Exceptional support measures - producer non-members of producer organisations - withdrawal - R.585/11, Art.5(1) - BE, BG, CZ, DK, DE, EE, IE, EL, ES, FR, IT, LV, HU, NL, AT, PL, PT, RO, SI, SK, SE, UK	-	2.0	-	-	0.7	-	0.0	2.3	1.5	0.1	0.1	0.0	0.0	0.0	0.0	1.2	-	0.2	0.1	1.9	0.1	0.0	0.5	-	-	-	-	-	-	-	10.722
05 02 08 99 0000 014		Exceptional support measures - producer non-members of producer organisations - non-harvesting and green harvesting - R.585/11, Art.5(1) - BE, BG, CZ, DK, DE, EE, IE, EL, ES, FR, IT, LV, HU, NL, AT, PL, PT, RO, SI, SK, SE, UK	-	2.0	-	-	0.7	-	0.0	2.3	1.5	0.2	0.1	0.0	0.0	0.0	0.0	1.2	-	0.2	0.1	1.9	0.1	0.0	0.5	-	-	-	-	-	-	-	10.808
05 02 08 99 0000 015	C1	Exceptional support measures - producer non-members of producer organisations - non-harvesting and green harvesting - R.585/11, Art.5(1) - BE, BG, CZ, DK, DE, EE, IE, EL, ES, FR, IT, LV, HU, NL, AT, PL, PT, RO, SI, SK, SE, UK	-	-	-	-	1.7	-	-	-	-	0.2	-	-	-	-	-	-	-	-	-	-	-	-	-	-	-	-	-	-	-	-	2.083
05 02 08 99 0000 015	C4	Exceptional support measures - producer non-members of producer organisations - non-harvesting and green harvesting - R.585/11, Art.5(1) - BE, BG, CZ, DK, DE, EE, IE, EL, ES, FR, IT, LV, HU, NL, AT, PL, PT, RO, SI, SK, SE, UK	-	0.0	0.1	0.0	3.2	0.0	-	4.9	15.5	0.2	6.5	-	0.0	-	-	-	-	0.9	1.4	44.1	-	0.0	0.2	0.1	-	0.0	0.0	-	-	-	77.160

In EUR million

ANNEX 33
 EXPENDITURE CHARGED AGAINST THE 2011 BUDGET
 DETAILS by ITEM and by MEMBER STATE

Budget Line	Fund source	Item	BE	BG	CZ	DK	DE	EE	IE	EL	ES	FR	IT	CY	LV	LT	LU	HU	MT	NL	AT	PL	PT	RO	SI	SK	FI	SE	UK	CE	TOTAL							
05 02 08 99 0000 015		Exceptional support measures - producer non-members of producer organisations - non-harvesting and green harvesting - R.585/11, Art.5(1) - BE, BG, CZ, DK, DE, EE, IE, EL, ES, FR, IT, LV, HU, NL, AT, PL, PT, RO, SI, SK, SE, UK	-	0.0	0.1	0.0	4.9	0.0	-	4.9	15.5	0.3	6.5	0.0	-	-	-	-	-	0.9	1.4	44.1	-	0.0	0.2	0.1	-	0.0	0.3	-	79.253							
05 02 08 99 1501 041		Financial compensation - free distribution - apples - R.2200/96 - marketing year 07/08 and earlier	-	-	-	-	-	-	-	-	-	-	-	-	-	-	-	-	-	-	-	-	-	-	-	-	-	-	-	-	-	-						
05 02 08 99 1501 042		Financial compensation - free distribution - oranges - R.2200/96 - marketing year 07/08 and earlier	-	-	-	-	-	-	-	-	-	-	-	-	-	-	-	-	-	-	-	-	-	-	-	-	-	-	-	-	-	-	-					
05 02 08 99 1501 043		Financial compensation - free distribution - lemons - R.2200/96 - marketing year 07/08 and earlier	-	-	-	-	-	-	-	-	-	-	-	-	-	-	-	-	-	-	-	-	-	-	-	-	-	-	-	-	-	-	-	-				
05 02 08 99 1501 044		Financial compensation - free distribution - mandarins - R.2200/96 - marketing year 07/08 and earlier	-	-	-	-	-	-	-	-	-	-	-	-	-	-	-	-	-	-	-	-	-	-	-	-	-	-	-	-	-	-	-	-				
05 02 08 99 1501 045		Financial compensation - free distribution - Clementines - R.2200/96 - marketing year 07/08 and earlier	-	-	-	-	-	-	-	-	-	-	-	-	-	-	-	-	-	-	-	-	-	-	-	-	-	-	-	-	-	-	-	-				
05 02 08 99 1501 046		Financial compensation - free distribution - peaches - R.2200/96 - marketing year 07/08 and earlier	-	-	-	-	-	-	-	-	-	-	-	-	-	-	-	-	-	-	-	-	-	-	-	-	-	-	-	-	-	-	-	-	-			
05 02 08 99 1501 047		Financial compensation - free distribution - nectarines - R.2200/96 - marketing year 07/08 and earlier	-	-	-	-	-	-	-	-	-	-	-	-	-	-	-	-	-	-	-	-	-	-	-	-	-	-	-	-	-	-	-	-	-			
05 02 08 99 1501 048		Financial compensation - free distribution - grapes - R.2200/96 - marketing year 07/08 and earlier	-	-	-	-	-	-	-	-	-	-	-	-	-	-	-	-	-	-	-	-	-	-	-	-	-	-	-	-	-	-	-	-	-	-		
05 02 08 99 1501 050		Financial compensation - free distribution - other products - R.2200/96 - marketing year 07/08 and earlier	-	-	-	-	-	-	-	-	-	-	-	-	-	-	-	-	-	-	-	-	-	-	-	-	-	-	-	-	-	-	-	-	-	-		
05 02 08 99 1501 051		Financial compensation - free distribution - tomatoes - R.2200/96 - marketing year 07/08 and earlier	-	-	-	-	-	-	-	-	-	-	-	-	-	-	-	-	-	-	-	-	-	-	-	-	-	-	-	-	-	-	-	-	-	-	-	
05 02 08 99 1501 052		Financial compensation - free distribution - watermelon - R.2200/96 - marketing year 07/08 and earlier	-	-	-	-	-	-	-	-	-	-	-	-	-	-	-	-	-	-	-	-	-	-	-	-	-	-	-	-	-	-	-	-	-	-	-	
05 02 08 99 1501 053		Financial compensation - free distribution - cauliflowers - R.2200/96 - marketing year 07/08 and earlier	-	-	-	-	-	-	-	-	-	-	-	-	-	-	-	-	-	-	-	-	-	-	-	-	-	-	-	-	-	-	-	-	-	-	-	
05 02 08 99 1501 054		Financial compensation - free distribution - apricots - R.2200/96 - marketing year 07/08 and earlier	-	-	-	-	-	-	-	-	-	-	-	-	-	-	-	-	-	-	-	-	-	-	-	-	-	-	-	-	-	-	-	-	-	-	-	
05 02 08 99 1501 055		Financial compensation - free distribution - pears - R.2200/96 - marketing year 07/08 and earlier	-	-	-	-	-	-	-	-	-	-	-	-	-	-	-	-	-	-	-	-	-	-	-	-	-	-	-	-	-	-	-	-	-	-	-	
05 02 08 99 1501 056		Financial compensation - free distribution - aubergines - R.2200/96 - marketing year 07/08 and earlier	-	-	-	-	-	-	-	-	-	-	-	-	-	-	-	-	-	-	-	-	-	-	-	-	-	-	-	-	-	-	-	-	-	-	-	-
05 02 08 99 1501 057		Financial compensation - free distribution - melon - R.2200/96 - marketing year 07/08 and earlier	-	-	-	-	-	-	-	-	-	-	-	-	-	-	-	-	-	-	-	-	-	-	-	-	-	-	-	-	-	-	-	-	-	-	-	-
05 02 08 99 1501 107		Compensation and buying-in - lemons - marketing year 07/08 and earlier - R.2200/96, Art.23	-	-	-	-	-	-	-	-	-	-	-	-	-	-	-	-	-	-	-	-	-	-	-	-	-	-	-	-	-	-	-	-	-	-	-	-
05 02 08 99 1501 108		Compensation and buying-in - apples - marketing year 07/08 and earlier - R.2200/96, Art.23	-	-	-	-	-	-	-	-	-	-	-	-	-	-	-	-	-	-	-	-	-	-	-	-	-	-	-	-	-	-	-	-	-	-	-	-
05 02 08 99 1501 109		Compensation and buying-in - peaches - marketing year 07/08 and earlier - R.2200/96, Art.23	-	-	-	-	-	-	-	-	-	-	-	-	-	-	-	-	-	-	-	-	-	-	-	-	-	-	-	-	-	-	-	-	-	-	-	-
05 02 08 99 1501 110		Compensation and buying-in - oranges - marketing year 07/08 and earlier - R.2200/96, Art.23	-	-	-	-	-	-	-	-	-	-	-	-	-	-	-	-	-	-	-	-	-	-	-	-	-	-	-	-	-	-	-	-	-	-	-	-
05 02 08 99 1501 111		Compensation and buying-in - mandarins - marketing year 07/08 and earlier - R.2200/96, Art.23	-	-	-	-	-	-	-	-	-	-	-	-	-	-	-	-	-	-	-	-	-	-	-	-	-	-	-	-	-	-	-	-	-	-	-	-
05 02 08 99 1501 112		Compensation and buying-in - pears - marketing year 07/08 and earlier - R.2200/96, Art.23	-	-	-	-	-	-	-	-	-	-	-	-	-	-	-	-	-	-	-	-	-	-	-	-	-	-	-	-	-	-	-	-	-	-	-	-
05 02 08 99 1501 113		Compensation and buying-in - apricots - marketing year 07/08 and earlier - R.2200/96, Art.23	-	-	-	-	-	-	-	-	-	-	-	-	-	-	-	-	-	-	-	-	-	-	-	-	-	-	-	-	-	-	-	-	-	-	-	-
05 02 08 99 1501 114		Compensation and buying-in - grapes - marketing year 07/08 and earlier - R.2200/96, Art.23	-	-	-	-	-	-	-	-	-	-	-	-	-	-	-	-	-	-	-	-	-	-	-	-	-	-	-	-	-	-	-	-	-	-	-	-
05 02 08 99 1501 115		Compensation and buying-in - nectarines - marketing year 07/08 and earlier - R.2200/96, Art.23	-	-	-	-	-	-	-	-	-	-	-	-	-	-	-	-	-	-	-	-	-	-	-	-	-	-	-	-	-	-	-	-	-	-	-	-

In EUR million

ANNEX 33
 EXPENDITURE CHARGED AGAINST THE 2011 BUDGET
 DETAILS by ITEM and by MEMBER STATE

Budget Line	Fund source	Item	BE	BG	CZ	DK	DE	EE	IE	EL	ES	FR	IT	CY	LV	LT	LU	HU	MT	NL	AT	PL	PT	RO	SI	SK	FI	SE	UK	CE	TOTAL		
		Art.27, R.1493/99; Art.48 1a), R.1623/00 - neutral alcohol from wine and lees - aids without intervention - marketing year 07/08 and earlier	-	-	-	-	-	-	-	-	-	-	-	-	-	-	-	-	-	-	-	-	-	-	-	-	-	-	-	-	-	-	
05 02 09 03 1612 107		Art.27, R.1493/99; Art.48 1b), R.1623/00 - distillates/raw alcohol - marc- aid with intervention - marketing year 07/08 and earlier	-	-	-	-	-	-	-	-	-	-	-	-	-	-	-	-	-	-	-	-	-	-	-	-	-	-	-	-	-	-	
05 02 09 03 1612 108	C1	07/08 and earlier	-	-	-	-	-	-	-	-	-	0.0	-	-	-	-	-	-	-	-	-	-	-	-	-	-	-	-	-	-	-	0.000	
05 02 09 03 1612 109		Art.27, R.1493/99; Art.48 1b), R.1623/00 - spirits - marc - aids without intervention - marketing year 07/08 and earlier	-	-	-	-	-	-	-	-	-	-	-	-	-	-	-	-	-	-	-	-	-	-	-	-	-	-	-	-	-	-	
05 02 09 03 1612 110		Art.27, R.1493/99; Art.48 1b), R.1623/00 - supplementary aid - marketing year 07/08 and earlier	-	-	-	-	-	-	-	-	-	-	-	-	-	-	-	-	-	-	-	-	-	-	-	-	-	-	-	-	-	-	
05 02 09 03 1612 111		Art.27, R.1493/99; Art.48 1c), R.1623/00 - wine spirits/raw alcohol from wine and lees - aid with intervention - marketing year 07/08 and earlier	-	-	-	-	-	-	-	-	-	-	-	-	-	-	-	-	-	-	-	-	-	-	-	-	-	-	-	-	-	-	
05 02 09 03 1612 112		Art.27, R.1493/99; Art.48 1c), R.1623/00 - wine spirits/raw alcohol from wine and lees - aids without intervention - marketing year 07/08 and earlier	-	-	-	-	-	-	-	-	-	-	-	-	-	-	-	-	-	-	-	-	-	-	-	-	-	-	-	-	-	-	
05 02 09 03 1612 113		Art.71(6), R.1623/00 - producers - fortified wine/by products - marketing year 07/08 and earlier	-	-	-	-	-	-	-	-	-	-	-	-	-	-	-	-	-	-	-	-	-	-	-	-	-	-	-	-	-	-	0.294
05 02 09 03	C1	Distillation of wine	-	-	-	-	-	-	-	-	-	0.0	0.3	-	-	-	-	-	-	-	-	-	-	-	-	-	-	-	-	-	-	0.294	
05 02 09 03	NA	Distillation of wine	-	-	-	-	-	-	-	-	-	0.0	0.3	-	-	-	-	-	-	-	-	-	-	-	-	-	-	-	-	-	-	0.294	
05 02 09 03		Distillation of wine	-	-	-	-	-	-	-	-	-	-	-	-	-	-	-	-	-	-	-	-	-	-	-	-	-	-	-	-	-	1.292	
05 02 09 04 1620 001	C1	Technical costs - raw alcohol - Art.27, 28 & 30, R.1493/99	-	-	-	-	-	-	-	0.2	0.7	0.0	0.0	0.0	-	-	-	0.2	-	-	-	-	0.2	-	-	-	-	-	-	-	-	1.292	
05 02 09 04 1620 001	NA	Technical costs - raw alcohol - Art.27, 28 & 30, R.1493/99	-	-	-	-	-	-	-	-	-	-	-	-	-	-	-	-	-	-	-	-	-	-	-	-	-	-	-	-	-	-	
05 02 09 04 1620 001		Technical costs - raw alcohol - Art.27, 28 & 30, R.1493/99	-	-	-	-	-	-	-	0.2	0.7	0.0	0.0	0.0	-	-	-	0.2	-	-	-	-	0.2	-	-	-	-	-	-	-	-	1.292	
05 02 09 04 1621 001	C1	Financial costs - raw alcohol - Art.27, 28 & 30, R.1493/99	-	-	-	-	-	-	-	0.0	0.1	0.0	0.0	-	-	-	-	0.0	-	-	-	-	0.0	-	-	-	-	-	-	-	-	0.100	
05 02 09 04 1621 001	NA	Financial costs - raw alcohol - Art.27, 28 & 30, R.1493/99	-	-	-	-	-	-	-	-	-	-	-	-	-	-	-	-	-	-	-	-	-	-	-	-	-	-	-	-	-	-	
05 02 09 04 1621 001		Financial costs - raw alcohol - Art.27, 28 & 30, R.1493/99	-	-	-	-	-	-	-	0.0	0.1	0.0	0.0	-	-	-	-	0.0	-	-	-	-	0.0	-	-	-	-	-	-	-	-	0.100	
05 02 09 04 1622 001	C1	Other public storage costs - raw alcohol - Art.31, R.1493/99	-	-	-	-	-	-	-	0.0	0.1	0.0	0.0	-	-	-	-	0.0	-	-	-	-	0.0	-	-	-	-	-	-	-	-	0.100	
05 02 09 04 1622 001	NA	Other public storage costs - raw alcohol - Art.31, R.1493/99	-	-	-	-	-	-	-	0.2	-0.5	0.0	0.0	-	-	-	-	0.0	-	-	-	-	0.1	-	-	-	-	-	-	-	-	-0.075	
05 02 09 04 1622 001		Other public storage costs - raw alcohol - Art.31, R.1493/99	-	-	-	-	-	-	-	0.2	-0.5	0.0	0.0	-	-	-	-	0.0	-	-	-	-	0.1	-	-	-	-	-	-	-	-	-0.075	
05 02 09 04 1622 002	C1	Other public storage costs - alcohol - Art.37, R.822/87	-	-	-	-	-	-	-	-	-	-0.0	-	-	-	-	-	-	-	-	-	-	-	-	-	-	-	-	-	-	-	-0.033	
05 02 09 04 1623 002	C1	Complementary depreciation - raw alcohol - R.1493/99, Art.27, 28, 30	-	-	-	-	-	-	-	-	-	-	-	-	-	-	-	0.3	-	-	-	-	-	-	-	-	-	-	-	-	-	0.332	
05 02 09 04 1623 002	NA	Complementary depreciation - raw alcohol - R.1493/99, Art.27, 28, 30	-	-	-	-	-	-	-	-	-	-	-	-	-	-	-	-	-	-	-	-	-	-	-	-	-	-	-	-	-	-	
05 02 09 04 1623 002		Complementary depreciation - raw alcohol - R.1493/99, Art.27, 28, 30	-	-	-	-	-	-	-	-	-	-	-	-	-	-	-	-	0.3	-	-	-	-	-	-	-	-	-	-	-	-	0.332	
05 02 09 04 1625 001	C1	Aid - private storage - Art.29(6), R.1493/99 - secondary aid - marketing year 07/08 and earlier	-	-	-	-	-	-	-	0.4	0.2	0.1	0.1	0.1	-	-	-	0.5	-	-	-	-	0.4	-	-	-	-	-	-	-	-	1.616	
05 02 09 04	NA	Storage measures for alcohol	-	-	-	-	-	-	-	-	-	-	-	-	-	-	-	-	-	-	-	-	-	-	-	-	-	-	-	-	-	-	
05 02 09 04		Storage measures for alcohol	-	-	-	-	-	-	-	0.4	0.2	0.1	0.1	0.1	-	-	-	0.5	-	-	-	-	0.4	-	-	-	-	-	-	-	-	1.616	
05 02 09 05 1630 015		Aid - concentrated musts for enriching certain wines - marketing year 07/08 and earlier - R.1493/99, Art.34 1a)	-	-	-	-	-	-	-	-	-	-	-	-	-	-	-	-	-	-	-	-	-	-	-	-	-	-	-	-	-	-	
05 02 09 05 1630 025	C1	Aid - processing into grape juice - marketing year 07/08 and earlier - R.1493/99, Art.35 1a)	-	-	-	-	-	-	-	-	0.0	-	-	-	-	-	-	-	-	-	-	-	-	-	-	-	-	-	-	-	-	0.014	
05 02 09 05 1630 054	C1	Aid - concentrated and rectified musts for enriching certain wines - marketing year 07/08 and earlier - R.1493/99, Art.34 1b)	-	-	-	-	-	-	-	-	-	-	0.6	-	-	-	-	-	-	-	-	-	0.0	-	-	-	-	-	-	-	-	0.586	

In EUR million

ANNEX 33
 EXPENDITURE CHARGED AGAINST THE 2011 BUDGET
 DETAILS by ITEM and by MEMBER STATE

Budget/Line	Fund source	Item	BE	BG	CZ	DK	DE	EE	IE	EL	ES	FR	IT	CY	LV	LT	LU	HU	MT	NL	AT	PL	PT	RO	SI	SK	FI	SE	UK	CE	TOTAL			
05 02 10 01 3800 474		Products PDO, PGI (R.1071/05) - decision C(06)06 - FR - programme 3	-	-	-	-	-	-	-	-	-	-	-	-	-	-	-	-	-	-	-	-	-	-	-	-	-	-	-	-	-	-	-	
05 02 10 01 3800 475	C1	Products PDO, PGI - R.1071/05 - decision C(06)3079 - PT - programme 1	-	-	-	-	-	-	-	-	-	-	-	-	-	-	-	-	-	-	-	-	0.1	-	-	-	-	-	-	-	-	-	0.057	
05 02 10 01 3800 478	C1	Measures within the Union - R.1071/05 - decision C(07)3299 - multinat. contract - programme 1 - FR, IT, NL	-	-	-	-	-	-	-	-	-	0.2	0.2	-	-	-	-	-	-	0.0	-	-	-	-	-	-	-	-	-	-	-	-	0.494	
05 02 10 01 3800 479	C1	Measures within the Union - R.1071/05 - decision C(07)3299 - programme 1 - CZ, DE, EL, ES, FR, IT, HU, AT, PL, PT	-	-	-	-	-	-	-	0.5	0.4	0.6	-	-	-	-	-	0.1	-	-	0.2	-	-	-	-	-	-	-	-	-	-	-	1.773	
05 02 10 01 3800 480	C1	Measures within the Union - R.1071/05 - decision C(07)3299 - programme 2 - EL, ES, FR, IT	-	-	-	-	-	-	-	0.1	0.3	0.5	0.3	-	-	-	-	-	-	-	-	-	-	-	-	-	-	-	-	-	-	-	1.224	
05 02 10 01 3800 481	C1	Measures within the Union - R.1071/05 - decision C(07)3299 - programme 3 - FR, IT, PL	-	-	-	-	-	-	-	-	-	0.9	0.1	-	-	-	-	-	-	-	-	0.5	-	-	-	-	-	-	-	-	-	-	-	1.462
05 02 10 01 3800 482	C1	Measures within the Union - R.1071/05 - decision C(07)3299 - programme 4 - ES, IT	-	-	-	-	-	-	-	-	-	-	0.1	-	-	-	-	-	-	-	-	-	-	-	-	-	-	-	-	-	-	-	0.174	
05 02 10 01 3800 483	C1	Measures within the Union - R.1071/05 - decision C(09)3738 - multinat. contract - programme 1 - FR, IT, PT	-	-	-	-	-	-	-	-	-	0.2	0.2	-	-	-	-	-	-	-	-	-	0.2	-	-	-	-	-	-	-	-	-	0.649	
05 02 10 01 3800 484	C1	Measures within the Union - R.1071/05 - decision C(09)3738 - multinat. contract - programme 2 - DK, UK	-	-	-	0.1	-	-	-	-	-	-	-	-	-	-	-	-	-	-	-	-	-	-	-	-	-	-	-	-	-	-	0.233	
05 02 10 01 3800 485	C1	Measures within the Union - R.1071/05 - decision C(09)3738 - programme 1 - BE, DE, EL, FR, LU, NL, AT, PL, PT, SI, SK, SE, UK	0.0	-	-	-	0.2	-	-	0.8	-	0.6	-	-	-	-	0.1	-	-	0.0	0.4	0.1	0.2	-	0.1	0.6	-	0.2	0.1	-	-	-	3.503	
05 02 10 01 3800 486	C1	Measures within the Union - R.1071/05 - decision C(09)3738 - programme 2 - BE, EL, FR, IT, NL, SI, SE	0.4	-	-	-	-	-	-	0.4	-	0.1	0.9	-	-	-	-	-	-	0.3	-	-	-	-	0.0	-	0.2	-	-	-	-	-	2.284	
05 02 10 01 3800 487	C1	Measures within the Union - R.1071/05 - decision C(09)3738 - programme 3 - BE, FR, IT, NL	0.6	-	-	-	-	-	-	-	-	0.3	0.5	-	-	-	-	-	0.9	-	-	-	-	-	-	-	-	-	-	-	-	-	2.306	
05 02 10 01 3800 488	C1	Measures within the Union - R.1071/05 - decision C(09)3738 - programme 4 - FR, IT	-	-	-	-	-	-	-	-	-	1.9	0.3	-	-	-	-	-	-	-	-	-	-	-	-	-	-	-	-	-	-	-	2.147	
05 02 10 01 3800 489	C1	Measures within the Union - R.501/08 - decision C(09)5583 - multinat. contract - programme 1 - FR, NL	-	-	-	-	-	-	-	-	-	1.0	-	-	-	-	-	-	-	0.4	-	-	-	-	-	-	-	-	-	-	-	-	1.395	
05 02 10 01 3800 490	C1	Measures within the Union - R.501/08 - decision C(09)5583 - multinat. contract - programme 2 - BE, LU	0.0	-	-	-	-	-	-	-	-	-	-	-	-	-	0.0	-	-	-	-	-	-	-	-	-	-	-	-	-	-	-	0.027	
05 02 10 01 3800 491	C1	Measures within the Union - R.501/08 - decision C(09)5583 - programme 1 - EL, ES, IT, LV, NL, AT, PT, FI, UK	-	-	-	-	-	-	-	0.9	1.7	-	0.3	-	0.1	-	-	-	-	0.3	0.2	-	0.5	-	-	-	0.4	-	1.2	-	-	-	5.496	
05 02 10 01 3800 492	C1	Measures within the Union - R.501/08 - decision C(09)5583 - programme 2 - IT, LV, AT, UK	-	-	-	-	-	-	-	-	-	-	0.4	-	0.1	-	-	-	-	-	0.5	-	-	-	-	-	-	0.4	-	-	-	-	1.373	
05 02 10 01 3800 493	C1	Measures within the Union - R.501/08 - decision C(09)5583 - programme 3 - IT	-	-	-	-	-	-	-	-	-	-	0.7	-	-	-	-	-	-	-	-	-	-	-	-	-	-	-	-	-	-	-	0.739	
05 02 10 01 3800 494	C1	Measures within the Union - R.698/09 - decision C(09)10784 - multinat. contract - programme 1 - IE, UK	-	-	-	-	-	-	0.2	-	-	-	-	-	-	-	-	-	-	-	-	-	-	-	-	-	-	-	-	-	-	-	0.433	
05 02 10 01 3800 495	C1	Measures within the Union - R.698/09 - decision C(09)10784 - programme 1 - BG, DE, FI, FR, MT, NL, AT, PT	-	0.4	-	-	0.3	-	-	-	-	0.8	-	-	-	-	-	0.1	0.1	0.5	-	0.8	-	0.8	-	-	0.1	-	-	-	-	-	2.986	
05 02 10 01 3800 496	C1	Measures within the Union - R.698/09 - decision C(09)10784 - programme 2 - FR, NL	-	-	-	-	-	-	-	-	-	0.2	-	-	-	-	-	-	0.4	-	-	-	-	-	-	-	-	-	-	-	-	-	0.618	
05 02 10 01 3800 497	C1	Measures within the Union - R.698/09 - decision C(09)10784 - programme 3 - FR	-	-	-	-	-	-	-	-	-	0.4	-	-	-	-	-	-	-	-	-	-	-	-	-	-	-	-	-	-	-	-	0.438	
05 02 10 01 3800 498	C1	Measures within the Union - R.501/08 - decision C(10)4312 - multinat. contract - programme 1 - ES, FR	-	-	-	-	-	-	-	-	0.0	0.1	-	-	-	-	-	-	-	-	-	-	-	-	-	-	-	-	-	-	-	-	0.097	
05 02 10 01 3800 499	C1	Measures within the Union - R.501/08 - decision C(10)4312 - multinat. contract - programme 2 - ES, FR, NL	-	-	-	-	-	-	-	-	0.1	0.4	-	-	-	-	-	-	-	0.1	-	-	-	-	-	-	-	-	-	-	-	-	0.638	

In EUR million

ANNEX 33
 EXPENDITURE CHARGED AGAINST THE 2011 BUDGET
 DETAILS by ITEM and by MEMBER STATE

Budget/Line	Fund source	Item	BE	BG	CZ	DK	DE	EE	IE	EL	ES	FR	IT	CY	LV	LT	LU	HU	MT	NL	AT	PL	PT	RO	SI	SK	FI	SE	UK	CE	TOTAL	
05 02 10 01 3800 500	C1	Measures within the Union - R.501/08 - decision C(10)4312 - multinat. contract - programme 3 - BE, FR, NL	0.1	-	-	-	-	-	-	-	-	0.8	-	-	-	-	-	-	-	0.0	-	-	-	-	-	-	-	-	-	-	0.888	
05 02 10 01 3800 501	C1	Measures within the Union - R.501/08 - decision C(10)4312 - multinat. contract - programme 4 - BE, FR, UK	0.2	-	-	-	-	-	-	-	0.2	-	-	-	-	-	-	-	-	-	-	-	-	-	-	-	-	-	0.2	-	0.482	
05 02 10 01 3800 502	C1	Measures within the Union - R.501/08 - decision C(10)4312 - programme 1 - BE, CZ, DK, DE, IE, EL, FR, IT, NL, AT, PL, SI, UK	0.4	-	0.1	0.2	0.1	-	0.2	0.1	-	0.4	0.3	-	-	-	-	-	-	0.4	0.2	0.4	-	-	0.1	-	-	-	-	-	3.278	
05 02 10 01 3800 503	C1	Measures within the Union - R.501/08 - decision C(10)4312 - programme 2 - CZ, IT	-	-	0.2	-	-	-	-	-	-	-	0.3	-	-	-	-	-	-	-	-	-	-	-	-	-	-	-	-	-	0.423	
05 02 10 01 3800 504	PT	Measures within the Union - R.501/08 - decision C(1)4611 - multinat. contract - programme 1 - ES, FR, PT	-	-	-	-	-	-	-	-	-	-	-	-	-	-	-	-	-	-	-	-	-	-	-	-	-	-	-	-	-	
05 02 10 01 3800 505	PT	Measures within the Union - R.501/08 - decision C(1)4611 - multinat. contract - programme 2 - FR, IT, PT	-	-	-	-	-	-	-	-	-	-	-	-	-	-	-	-	-	-	-	-	-	-	-	-	-	-	-	-	-	-
05 02 10 01 3800 506	C1	Measures within the Union - R.501/08 - decision C(1)4611 - programme 1 - BE, BG, DE, EL, ES, FR, IT, LV, NL, AT, PL, PT, RO, SK, UK	-	-	-	-	-	-	-	-	-	0.2	-	-	-	-	-	-	-	-	-	-	-	-	-	-	-	-	-	-	0.206	
05 02 10 01 3800 507	C1	Measures within the Union - R.501/08 - decision C(1)4611 - programme 2 - DE, ES, IT, LV, NL, PL	-	-	-	-	-	-	-	-	-	-	-	-	-	-	-	-	-	-	-	-	-	-	-	-	-	-	-	-	-	-
05 02 10 01 3800 508	C1	Measures within the Union - R.501/08 - decision C(1)4611 - programme 3 - DE, ES, PL	-	-	-	-	-	-	-	-	-	-	-	-	-	-	-	-	-	-	-	-	-	-	-	-	-	-	-	-	-	-
05 02 10 01 3801 049	C1	Third countries - R.1346/05 - decision C(06)796 - EL - programme 3	-	-	-	-	-	-	-	-	-	-	-	-	-	-	-	-	-	-	-	-	-	-	-	-	-	-	-	-	-	-
05 02 10 01 3801 053	C1	Third countries - R.1346/05 - decision C(06)796 - PT - programme 1	-	-	-	-	-	-	-	-	-	-	-	-	-	-	-	-	-	-	-	-	-	-	-	-	-	-	-	-	-	-
05 02 10 01 3801 418	C1	Third countries - R.1346/05 - decision C(06)5987 - programme 1 - CY, EL, IT, NL, PT	-	-	-	-	-	-	-	-	-	-	-	-	-	-	-	-	-	-	-	-	0.2	-	-	-	-	-	-	-	-	0.152
05 02 10 01 3801 419	C1	Third countries - R.1346/05 - decision C(06)5987 - programme 2 - EL, IT	-	-	-	-	-	-	-	-	-	-	-	-	-	-	-	-	-	-	-	-	-	-	-	-	-	-	-	-	-	-
05 02 10 01 3801 420	C1	Third countries - R.1346/05 - decision C(06)5987 - programme 3 - IT	-	-	-	-	-	-	-	-	-	-	0.0	-	-	-	-	-	-	-	-	-	-	-	-	-	-	-	-	-	-	0.047
05 02 10 01 3801 421	C1	Third countries - R.1346/05 - decision C(07)5911 - multinat. contract - programme 1 - DK, FR	-	-	-	0.2	-	-	-	-	-	0.1	-	-	-	-	-	-	-	-	-	-	-	-	-	-	-	-	-	-	0.207	
05 02 10 01 3801 422	C1	Third countries - R.1346/05 - decision C(07)5911 - multinat. contract - programme 2 - IT, PT	-	-	-	-	-	-	-	-	-	-	0.3	-	-	-	-	-	-	-	-	-	0.1	-	-	-	-	-	-	-	0.400	
05 02 10 01 3801 423	C1	Third countries - R.1346/05 - decision C(07)5911 - multinat. contract - programme 1 - DE, EL, HU, IT, PL, PT, SI	-	-	-	-	0.3	-	-	-	-	-	0.5	-	-	-	-	-	-	0.1	-	-	0.2	-	-	-	-	-	-	-	1.283	
05 02 10 01 3801 424	C1	Third countries - R.1346/05 - decision C(07)5911 - programme 2 - EL, IT	-	-	-	-	-	-	-	0.5	-	-	0.3	-	-	-	-	-	-	-	-	-	-	-	-	-	-	-	-	-	0.795	
05 02 10 01 3801 425	C1	Third countries - R.1346/05 - decision C(07)5911 - programme 3 - EL, IT	-	-	-	-	-	-	-	0.2	-	-	0.3	-	-	-	-	-	-	-	-	-	-	-	-	-	-	-	-	-	0.487	
05 02 10 01 3801 426	C1	Third countries - R.1346/05 - decision C(07)5911 - programme 4 - IT	-	-	-	-	-	-	-	-	-	-	0.2	-	-	-	-	-	-	-	-	-	-	-	-	-	-	-	-	-	0.179	
05 02 10 01 3801 427	C1	Third countries - R.1346/05 - decision C(07)5911 - programme 5 - IT	-	-	-	-	-	-	-	-	-	-	-	-	-	-	-	-	-	-	-	-	-	-	-	-	-	-	-	-	-	-
05 02 10 01 3801 428	C1	Third countries - R.1346/05 - decision C(07)5911 - programme 6 - IT	-	-	-	-	-	-	-	-	-	-	-	-	-	-	-	-	-	-	-	-	-	-	-	-	-	-	-	-	-	-
05 02 10 01 3801 429	C1	Third countries - R.1346/05 - decision C(07)5911 - programme 7 - IT	-	-	-	-	-	-	-	-	-	-	0.3	-	-	-	-	-	-	-	-	-	-	-	-	-	-	-	-	-	-	0.292
05 02 10 01 3801 430	C1	Third countries - R.501/2008 - decision C(2008)8233 - multinat. contract - programme 1 - BG, CY	-	0.3	-	-	-	-	-	-	-	-	-	0.1	-	-	-	-	-	-	-	-	-	-	-	-	-	-	-	-	0.409	
05 02 10 01 3801 432	C1	Third countries - R.501/2008 - decision C(2008)8233 - multinat. contract - programme 3 - FR, IT	-	-	-	-	-	-	-	-	-	0.1	0.2	-	-	-	-	-	-	-	-	-	-	-	-	-	-	-	-	-	0.314	
05 02 10 01 3801 433	C1	Third countries - R.501/2008 - decision C(2008)8233 - programme 1 - IE, IT	-	-	-	-	-	-	-	-	-	-	0.2	-	-	-	-	-	-	-	-	-	-	-	-	-	-	-	-	-	0.304	
05 02 10 01 3801 434	C1	Third countries - R.501/2008 - decision C(2008)8233 - programme 2 - EL, IT	-	-	-	-	-	-	-	-	-	-	0.6	-	-	-	-	-	-	-	-	-	-	-	-	-	-	-	-	-	1.170	
05 02 10 01 3801 435	C1	Third countries - R.501/2008 - decision C(2008)8233 - programme 3 - EL	-	-	-	-	-	-	-	0.4	-	-	-	-	-	-	-	-	-	-	-	-	-	-	-	-	-	-	-	-	0.443	

In EUR million

ANNEX 33
 EXPENDITURE CHARGED AGAINST THE 2011 BUDGET
 DETAILS by ITEM and by MEMBER STATE

Budget Line	Fund source	Item	BE	BG	CZ	DK	DE	EE	IE	EL	ES	FR	IT	CY	LV	LT	LU	HU	MT	NL	AT	PL	PT	RO	SI	SK	FI	SE	UK	CE	TOTAL		
05 02 11 04 0000 008	C1	Posei - import and supply of life animals - R.247/06, title III - calendar year 2011 - ES, FR, PT	-	-	-	-	-	-	-	-	0.7	0.3	-	-	-	-	-	-	-	-	-	-	-	-	-	-	-	-	-	-	1.027		
05 02 11 04 0000 009	C1	Posei - financing of studies - demonstration projects - training - technical assistance - R.247/06, title III - calendar year 2011 - ES, FR, PT	-	-	-	-	-	-	-	-	-	0.2	-	-	-	-	-	-	-	-	-	-	-	-	-	-	-	-	-	-	0.245		
05 02 11 04 0000 010	C1	Aegean islands - supply arrangements - R.1405/06, chapter II - calendar year 2011 - EL	-	-	-	-	-	-	2.4	-	-	-	-	-	-	-	-	-	-	-	-	-	-	-	-	-	-	-	-	-	2.369		
05 02 11 04 0000 997	C1	Posei - supply arrangements - old programmes	-	-	-	-	-	-	-	-	-	-	-	-	-	-	-	-	-	-	-	-	0.2	-	-	-	-	-	-	-	0.207		
05 02 11 04 0000 998	C1	Posei - other measures - old programmes	-	-	-	-	-	-	-	-	0.0	-	-	-	-	-	-	-	-	-	-	-	-	-	-	-	-	-	-	-	-		
05 02 11 04 3200 063		Poseidom - supply arrangements - plant products - cereals - R.247/06, title II - calendar year 2008 and earlier	-	-	-	-	-	-	-	-	-	-	-	-	-	-	-	-	-	-	-	-	-	-	-	-	-	-	-	-	-		
05 02 11 04 3200 064		Poseidom - supply arrangements - plant products - others - R.247/06, title II - calendar year 2008 and earlier	-	-	-	-	-	-	-	-	-	-	-	-	-	-	-	-	-	-	-	-	-	-	-	-	-	-	-	-	-	-	
05 02 11 04 3200 065		Poseidom - supply arrangements - livestock products - milk products - R.247/06, title II - calendar year 2008 and earlier	-	-	-	-	-	-	-	-	-	-	-	-	-	-	-	-	-	-	-	-	-	-	-	-	-	-	-	-	-	-	
05 02 11 04 3200 066		Poseidom - supply arrangements - livestock products - others - R.247/06, title II - calendar year 2008 and earlier	-	-	-	-	-	-	-	-	-	-	-	-	-	-	-	-	-	-	-	-	-	-	-	-	-	-	-	-	-	-	
05 02 11 04 3200 070		Poseidom - supply arrangements - plant products - cereals - R.247/06, title II - calendar year 2009 - FR	-	-	-	-	-	-	-	-	-	-	-	-	-	-	-	-	-	-	-	-	-	-	-	-	-	-	-	-	-	-	
05 02 11 04 3200 071	C1	Poseidom - supply arrangements - plant products - others - R.247/06, title II - calendar year 2009 - FR	-	-	-	-	-	-	-	-	-	-0.0	-	-	-	-	-	-	-	-	-	-	-	-	-	-	-	-	-	-	-	-0.000	
05 02 11 04 3200 072		Poseidom - supply arrangements - livestock products - milk products - R.247/06, title II - calendar year 2009 - FR	-	-	-	-	-	-	-	-	-	-	-	-	-	-	-	-	-	-	-	-	-	-	-	-	-	-	-	-	-	-	
05 02 11 04 3200 073		Poseidom - supply arrangements - livestock products - others - R.247/06, title II - calendar year 2009 - FR	-	-	-	-	-	-	-	-	-	-	-	-	-	-	-	-	-	-	-	-	-	-	-	-	-	-	-	-	-	-	-
05 02 11 04 3201 030		Poseidom - plant products - aid for processing sugar cane into rum - R.247/06, title III - calendar year 2007 and earlier	-	-	-	-	-	-	-	-	-	-	-	-	-	-	-	-	-	-	-	-	-	-	-	-	-	-	-	-	-	-	-
05 02 11 04 3201 031		Poseidom - plant products - aid for local marketing of fruit and vegetables - R.247/06, title III - calendar year 2007 and earlier	-	-	-	-	-	-	-	-	-	-	-	-	-	-	-	-	-	-	-	-	-	-	-	-	-	-	-	-	-	-	-
05 02 11 04 3201 032		Poseidom - plant products - marketing outside the production region - R.247/06, title III - calendar year 2007 and earlier	-	-	-	-	-	-	-	-	-	-	-	-	-	-	-	-	-	-	-	-	-	-	-	-	-	-	-	-	-	-	-
05 02 11 04 3201 033		Poseidom - plant products - aid for marketing rice harvested in Guiana - R.247/06, title III - calendar year 2007 and earlier	-	-	-	-	-	-	-	-	-	-	-	-	-	-	-	-	-	-	-	-	-	-	-	-	-	-	-	-	-	-	-
05 02 11 04 3201 034		Poseidom - plant products - processing aid - fruits & vegetables - R.247/06, title III - calendar year 2007 and earlier	-	-	-	-	-	-	-	-	-	-	-	-	-	-	-	-	-	-	-	-	-	-	-	-	-	-	-	-	-	-	-
05 02 11 04 3201 035		Poseidom - plant products - aid to interprofessional organisations - R.247/06, title III - calendar year 2007 and earlier	-	-	-	-	-	-	-	-	-	-	-	-	-	-	-	-	-	-	-	-	-	-	-	-	-	-	-	-	-	-	-
05 02 11 04 3201 036		Poseidom - plant products - other payments - R.247/06, title III - calendar year 2007 and earlier	-	-	-	-	-	-	-	-	-	-	-	-	-	-	-	-	-	-	-	-	-	-	-	-	-	-	-	-	-	-	-
05 02 11 04 3201 037		Poseidom - plant products - production aid for essential oils & hydrolats - R.247/06, title III - calendar year 2007 and earlier	-	-	-	-	-	-	-	-	-	-	-	-	-	-	-	-	-	-	-	-	-	-	-	-	-	-	-	-	-	-	-
05 02 11 04 3201 038		Poseidom - livestock products - aid to interprofessional organisations - R.247/06, title III - calendar year 2007 and earlier	-	-	-	-	-	-	-	-	-	-	-	-	-	-	-	-	-	-	-	-	-	-	-	-	-	-	-	-	-	-	-
05 02 11 04 3201 055		Poseidom - livestock products - other payments - and earlier	-	-	-	-	-	-	-	-	-	-	-	-	-	-	-	-	-	-	-	-	-	-	-	-	-	-	-	-	-	-	-
05 02 11 04 3201 056		Poseidom - livestock products - calendar year 2007 and earlier	-	-	-	-	-	-	-	-	-	-	-	-	-	-	-	-	-	-	-	-	-	-	-	-	-	-	-	-	-	-	-
05 02 11 04 3201 057		Poseidom - livestock products - reference networks - R.247/06, title III - calendar year 2007 and earlier	-	-	-	-	-	-	-	-	-	-	-	-	-	-	-	-	-	-	-	-	-	-	-	-	-	-	-	-	-	-	-

In EUR million

ANNEX 33
 EXPENDITURE CHARGED AGAINST THE 2011 BUDGET
 DETAILS by ITEM and by MEMBER STATE

Budget/Line	Fund source	Item	BE	BG	CZ	DK	DE	EE	IE	EL	ES	FR	IT	CY	LV	LT	LU	HU	MT	NL	AT	PL	PT	RO	SI	SK	FI	SE	UK	CE	TOTAL					
05 02 11 04 3211 064		Poseima - livestock products - aid, milk sector - Madeira - R.247/06, title III - calendar year 2007 and earlier	-	-	-	-	-	-	-	-	-	-	-	-	-	-	-	-	-	-	-	-	-	-	-	-	-	-	-	-	-	-				
05 02 11 04 3211 066		Poseima - livestock products - other payments - Madeira - R.247/06, title III - calendar year 2007 and earlier	-	-	-	-	-	-	-	-	-	-	-	-	-	-	-	-	-	-	-	-	-	-	-	-	-	-	-	-	-	-				
05 02 11 04 3211 067		Poseima - organic products - additional aid - Madeira - R.247/06, title III - calendar year 2007 and earlier	-	-	-	-	-	-	-	-	-	-	-	-	-	-	-	-	-	-	-	-	-	-	-	-	-	-	-	-	-	-	-			
05 02 11 04 3211 068		Poseima - livestock products - import aid - animal reproducers - Madeira - R.247/06, title III - calendar year 2008 and earlier	-	-	-	-	-	-	-	-	-	-	-	-	-	-	-	-	-	-	-	-	-	-	-	-	-	-	-	-	-	-	-			
05 02 11 04 3211 095		Poseima - plant products - aid for aging wine - Azores - R.247/06, title III - calendar year 2007 and earlier	-	-	-	-	-	-	-	-	-	-	-	-	-	-	-	-	-	-	-	-	-	-	-	-	-	-	-	-	-	-	-	-		
05 02 11 04 3211 096		Poseima - plant products - processing aid, sugar beet - Azores - R.247/06, title III - calendar year 2007 and earlier	-	-	-	-	-	-	-	-	-	-	-	-	-	-	-	-	-	-	-	-	-	-	-	-	-	-	-	-	-	-	-	-		
05 02 11 04 3211 097		Poseima - all products - marketing outside the production region - Azores - R.247/06, title III - calendar year 2007 and earlier	-	-	-	-	-	-	-	-	-	-	-	-	-	-	-	-	-	-	-	-	-	-	-	-	-	-	-	-	-	-	-	-		
05 02 11 04 3211 098		Poseima - plant products - aid for marketing quality products - Azores - R.247/06, title III - calendar year 2007 and earlier	-	-	-	-	-	-	-	-	-	-	-	-	-	-	-	-	-	-	-	-	-	-	-	-	-	-	-	-	-	-	-	-		
05 02 11 04 3211 099		Poseima - plant products - other payments - Azores - R.247/06, title III - calendar year 2007 and earlier	-	-	-	-	-	-	-	-	-	-	-	-	-	-	-	-	-	-	-	-	-	-	-	-	-	-	-	-	-	-	-	-		
05 02 11 04 3211 106	C1	Poseima - livestock products - export aid - male bovine - Azores - R.247/06, title III - calendar year 2007 and earlier	-	-	-	-	-	-	-	-	-	-	-	-	-	-	-	-	-	-	-	-	-	-	-	-	-	-	-	-	-	-	-	-		
05 02 11 04 3211 108		Poseima - livestock products - aid, private storage - cheese - Azores - R.247/06, title III - calendar year 2007 and earlier	-	-	-	-	-	-	-	-	-	-	-	-	-	-	-	-	-	-	-	-	-	-	-	-	-	-	-	-	-	-	-	-	-	
05 02 11 04 3211 109		Poseima - livestock products - aid for marketing quality products - Azores - R.247/06, title III - calendar year 2007 and earlier	-	-	-	-	-	-	-	-	-	-	-	-	-	-	-	-	-	-	-	-	-	-	-	-	-	-	-	-	-	-	-	-	-	
05 02 11 04 3211 110		Poseima - livestock products - other payments - Azores - R.247/06, title III - calendar year 2007 and earlier	-	-	-	-	-	-	-	-	-	-	-	-	-	-	-	-	-	-	-	-	-	-	-	-	-	-	-	-	-	-	-	-	-	
05 02 11 04 3211 112		Poseima - livestock products - import aid - animal reproducers - Azores - R.247/06, title III - calendar year 2008 and earlier	-	-	-	-	-	-	-	-	-	-	-	-	-	-	-	-	-	-	-	-	-	-	-	-	-	-	-	-	-	-	-	-	-	
05 02 11 04 3211 113		Poseima - financing of studies - demonstration projects - training - technical assistance - Azores - R.247/06, title III - calendar year 2008 and earlier	-	-	-	-	-	-	-	-	-	-	-	-	-	-	-	-	-	-	-	-	-	-	-	-	-	-	-	-	-	-	-	-	-	
05 02 11 04 3211 115		Poseima - technical assistance - Madeira - R.247/06 - calendar year 2008 and earlier	-	-	-	-	-	-	-	-	-	-	-	-	-	-	-	-	-	-	-	-	-	-	-	-	-	-	-	-	-	-	-	-	-	
05 02 11 04 3211 120		Poseima - plant products - aid, sugar cane - Madeira - R.247/06, title III - calendar year 2008 - PT	-	-	-	-	-	-	-	-	-	-	-	-	-	-	-	-	-	-	-	-	-	-	-	-	-	-	-	-	-	-	-	-	-	
05 02 11 04 3211 121		Poseima - plant products - aid for aging Madeira wine; processing aid - Madeira - R.247/06, title III - calendar year 2008 - PT	-	-	-	-	-	-	-	-	-	-	-	-	-	-	-	-	-	-	-	-	-	-	-	-	-	-	-	-	-	-	-	-	-	-
05 02 11 04 3211 122		Poseima - plant products - aid for marketing fruits vegetables flowers - Madeira - R.247/06, title III - calendar year 2008 - PT	-	-	-	-	-	-	-	-	-	-	-	-	-	-	-	-	-	-	-	-	-	-	-	-	-	-	-	-	-	-	-	-	-	-
05 02 11 04 3211 123		Poseima - plant products - other payments - Madeira - R.247/06, title III - calendar year 2008 - PT	-	-	-	-	-	-	-	-	-	-	-	-	-	-	-	-	-	-	-	-	-	-	-	-	-	-	-	-	-	-	-	-	-	-
05 02 11 04 3211 124		Poseima - livestock products - aid, milk sector - Madeira - R.247/06, title III - calendar year 2008 - PT	-	-	-	-	-	-	-	-	-	-	-	-	-	-	-	-	-	-	-	-	-	-	-	-	-	-	-	-	-	-	-	-	-	-
05 02 11 04 3211 125		Poseima - livestock products - other payments - Madeira - R.247/06, title III - calendar year 2008 - PT	-	-	-	-	-	-	-	-	-	-	-	-	-	-	-	-	-	-	-	-	-	-	-	-	-	-	-	-	-	-	-	-	-	-
05 02 11 04 3211 126		Poseima - organic products - additional aid - Madeira - R.247/06, title III - calendar year 2008 - PT	-	-	-	-	-	-	-	-	-	-	-	-	-	-	-	-	-	-	-	-	-	-	-	-	-	-	-	-	-	-	-	-	-	-
05 02 11 04 3211 127		Poseima - organic products - additional aid - Madeira - R.247/06, title III - calendar year 2008 - PT	-	-	-	-	-	-	-	-	-	-	-	-	-	-	-	-	-	-	-	-	-	-	-	-	-	-	-	-	-	-	-	-	-	-

In EUR million

ANNEX 33
 EXPENDITURE CHARGED AGAINST THE 2011 BUDGET
 DETAILS by ITEM and by MEMBER STATE

Budget/Line	Fund source	Item	BE	BG	CZ	DK	DE	EE	IE	EL	ES	FR	IT	CY	LV	LT	LU	HU	MT	NL	AT	PL	PT	RO	SI	SK	FI	SE	UK	CE	TOTAL		
05 02 11 05 1751 004	C1	Payments - 2006 and earlier - R.2075/92, Art.13&14 - decision 2006/472/EC	-	-	-	-	-	-	-	-	-	0.4	-	-	-	-	-	-	-	-	-	-	-	-	-	-	-	-	-	-	0.379		
05 02 11 05 1751 004	NA	Payments - 2006 and earlier - R.2075/92, Art.13&14 - decision 2006/472/EC	-	-	-	-	-	-	-	-	-	-	-	-	-	-	-	-	-	-	-	-	-	-	-	-	-	-	-	-	-		
05 02 11 05 1751 004	C1	Payments - 2006 and earlier - R.2075/92, Art.13&14 - decision 2006/472/EC	-	-	-	-	-	-	-	-	-	0.4	-	-	-	-	-	-	-	-	-	-	-	-	-	-	-	-	-	-	0.379		
05 02 11 05	C1	Community fund for tobacco (excluding SANCO 17 03 02)	-	-	-	-	-	-	-	-	-	0.4	-	-	-	-	-	-	-	-	-	-	-	-	-	-	-	-	-	-	0.379		
05 02 11 05	NA	Community fund for tobacco (excluding SANCO 17 03 02)	-	-	-	-	-	-	-	-	-	-	-	-	-	-	-	-	-	-	-	-	-	-	-	-	-	-	-	-	-		
05 02 11 05	C1	Others - R.603/95; R.1786/03	-	-	-	-	-	-	-	-	-	0.4	-	-	-	-	-	-	-	-	-	-	-	-	-	-	-	-	-	-	0.379		
05 02 11 99 0000 006	C1	Quota buy-back - Art.14, R.2075/92 - crop 2004 and earlier	-	-	-	-	-	-	-	-	-	-	0.1	-	-	-	-	-	-	-	-	-	-	-	-	-	-	-	-	-	0.089		
05 02 11 99 1710 055	C1	Other measures (other plant products/measures)	-	-	-	-	-	-	-	-	-	-	-	-	-	-	-	-	-	-	-	-	-	-	-	-	-	-	-	-	-		
05 02 11 99	C1	Other plant products/measures	-	-	-	-	-	-	-	-	-	-	-	-	-	-	-	-	-	-	-	-	-	-	-	-	-	-	-	-	-		
05 02 11	C1	Other plant products/measures	-	-	0.8	1.9	10.2	-	-	5.4	144.3	148.1	29.9	-	-	-	-	0.9	4.3	0.1	0.1	20.1	-	-	-	-	-	-	-	-	0.081		
05 02 11	NA	Other plant products/measures	-	-	-	-	-	-	-	-	-	-	-	-	-	-	-	-	-	-	-	-	-	-	-	-	-	-	-	-	-		
05 02 11	C1	Other plant products/measures	-	-	0.8	1.9	10.2	-	-	5.4	144.3	148.1	29.9	-	-	-	-	0.9	4.3	0.1	0.1	20.1	-	-	-	-	-	-	-	-	367.547		
05 02 12 01 2000 012	C1	Refunds - butter - marketing year 06/07 and earlier - R.1255/99, Art.31	-	-	-	-	-	-	-	-	-	-	-	-	-	-	-	-	-	-	-	-	-	-	-	-	-	-	-	-	-	-	
05 02 12 01 2000 014	C1	CN 0405 10, 0405 20 - refunds - butter - marketing year 08/09 - R.1234/07, Art.162(1)(a)(v)	0.0	-	-	-	-	-	-	-	-	0.2	0.0	-	-	-	-	-	-	-	-	-	-	-	-	-	-	-	-	-	-	0.240	
05 02 12 01 2000 015	C1	CN 0405 10, 0405 20 - refunds - butter - marketing year 09/10 - R.1234/07, Art.162(1)(a)(v)	0.1	-	0.0	-	0.1	-	-	-	-	0.6	-	0.0	-	-	-	-	-	-	-	-	-	0.1	-	-	-	-	-	-	-	0.955	
05 02 12 01 2000 022	C1	Refunds - butter oil - marketing year 06/07 and earlier - R.1255/99, Art.31	-	-	-	-	-	-	-	-	-	-	-	-	-	-	-	-	-	-	-	-	-	-	-	-	-	-	-	-	-	-	
05 02 12 01 2000 024	C1	CN 0405 90 - refunds - butter oil - marketing year 08/09 - R.1234/07, Art.162(1)(a)(v)	-	-	-	-	-	-	-	-	-	-	-	-	-	-	-	-	-	-	-	-	-	-	-	-	-	-	-	-	-	-	
05 02 12 01 2000 025	C1	CN 0405 90 - refunds - butter oil - marketing year 09/10 - R.1234/07, Art.162(1)(a)(v)	-	-	-	-	-	-	-	-	-	0.2	-	-	-	-	-	-	-	-	-	-	-	-	-	-	-	-	-	-	-	-	0.248
05 02 12 01 2001 011	C1	Refunds - skimmed-milk powder - marketing year 05/06 and earlier - R.1255/99, Art.31	-	-	-	-	-	-	-	-	-	-	-	-	-	-	-	-	-	-	-	-	-	-	-	-	-	-	-	-	-	-	
05 02 12 01 2001 012	C1	Refunds - skimmed-milk powder - marketing year 06/07 and earlier - R.1255/99, Art.31	-	-	-	-	-	-	-	-	-	-	-	-	-	-	-	-	-	-	-	-	-	-	-	-	-	-	-	-	-	-	
05 02 12 01 2001 013	C1	Refunds - skimmed-milk powder - marketing year 07/08 - R.1255/99, Art.31	-	-	-	-	-	-	-	-	-	-	-	-	-	-	-	-	-	-	-	-	-	-	-	-	-	-	-	-	-	-	
05 02 12 01 2001 014	C1	Refunds - skimmed-milk powder - marketing year 08/09 - R.1255/99, Art.31	-	-	-	-	-	-	-	-	-	-	-	-	-	-	-	-	-	-	-	-	-	-	-	-	-	-	-	-	-	-	
05 02 12 01 2001 031	C1	CN 0402 10 - refunds - skimmed-milk powder - marketing year 08/09 - R.1234/07, Art.162(1)(a)(v)	-	-	-	-	-	-	-	-	-	-	-	-	-	-	-	-	-	-	-	-	-	-	-	-	-	-	-	-	-	-	
05 02 12 01 2001 032	C1	CN 0402 10 - refunds - skimmed-milk powder - marketing year 09/10 - R.1234/07, Art.162(1)(a)(v)	0.0	-	-	-	0.1	-	-	-	-	0.4	-	-	-	-	-	-	-	-	-	-	-	-	-	-	-	-	-	-	-	-	
05 02 12 01 2002 012	C1	Refunds - cheese - marketing year 06/07 and earlier - R.1255/99, Art.31	-	-	-	-	-	-	-	-	-	-	-	-	-	-	-	-	-	-	-	-	-	-	-	-	-	-	-	-	-	-	
05 02 12 01 2002 014	C1	CN 0406 - refunds - cheese - marketing year 08/09 - R.1234/07, Art.162(1)(a)(v)	0.0	-	-	-	0.0	-	-	-	-	0.1	0.0	0.0	-	-	-	0.0	0.0	0.0	0.0	0.0	0.0	-	-	-	-	-	-	-	-	-	
05 02 12 01 2002 015	C1	CN 0406 - refunds - cheese - marketing year 09/10 - R.1234/07, Art.162(1)(a)(v)	0.0	-	-	-	0.0	-	-	-	-	0.2	-	-	-	-	-	-	-	-	-	-	-	-	-	-	-	-	-	-	-	-	
05 02 12 01 2003 012	C1	Powd.milk with a fat content exceeding 1.5% - marketing year 06/07 and earlier	-	-	-	-	-	-	-	-	-	-	-	-	-	-	-	-	-	-	-	-	-	-	-	-	-	-	-	-	-	-	
05 02 12 01 2003 013	C1	Powd.milk with a fat content exceeding 1.5% - sugar - marketing year 07/08 - R.1255/99, Art.31	-	-	-	-	-	-	-	-	-	-	-	-	-	-	-	-	-	-	-	-	-	-	-	-	-	-	-	-	-	-	
05 02 12 01 2003 022	C1	Condensed milk - marketing year 06/07 and earlier - R.1255/99, Art.31	-	-	-	-	-	-	-	-	-	-	-	-	-	-	-	-	-	-	-	-	-	-	-	-	-	-	-	-	-	-	
05 02 12 01 2003 023	C1	Condensed milk - sugar - marketing year 07/08 - R.1255/99, Art.31	-	-	-	-	-	-	-	-	-	-	-	-	-	-	-	-	-	-	-	-	-	-	-	-	-	-	-	-	-	-	
05 02 12 01 2003 032	C1	Other products - marketing year 06/07 and earlier - R.1255/99, Art.31	-	-	-	-	-	-	-	-	-	-	-	-	-	-	-	-	-	-	-	-	-	-	-	-	-	-	-	-	-	-	
05 02 12 01 2003 033	C1	Other products - sugar - marketing year 07/08 - R.1255/99, Art.31	-	-	-	-	-	-	-	-	-	-	-	-	-	-	-	-	-	-	-	-	-	-	-	-	-	-	-	-	-	-	
05 02 12 01 2003 034	C1	Powd.milk with a fat content exceeding 1.5% - sugar - marketing year 08/09 - R.1255/99, Art.31	0.0	-	-	-	-	-	-	-	-	-	-	-	-	-	-	-	-	-	-	-	-	-	-	-	-	-	-	-	-	-	

In EUR million

ANNEX 33
 EXPENDITURE CHARGED AGAINST THE 2011 BUDGET
 DETAILS by ITEM and by MEMBER STATE

Budget/Line	Source Fund	Item	BE	BG	CZ	DK	DE	EE	IE	EL	ES	FR	IT	CY	LV	LT	LU	HU	MT	NL	AT	PL	PT	RO	SI	SK	FI	SE	UK	CE	TOTAL		
05 02 12 01 2003 035		Condensed milk - sugar - marketing year 08/09 - R.1255/99, Art.31	-	-	-	-	-	-	-	-	-	-	-	-	-	-	-	-	-	-	-	-	-	-	-	-	-	-	-	-	-	-	
05 02 12 01 2003 036	C1	Other products - sugar - marketing year 08/09 - R.1255/99, Art.31	-	-	-	-	-	-	-	-	-	-0.1	-	-	-	-	-	-	-	-	-	-	-	-	-	-	-	-	-	-	-	-0.127	
05 02 12 01 2003 051	C1	CN 0402 21_0402 29 - powd.milk with a fat content exceeding 1,5% - marketing year 08/09 - R.1234/07, Art.162(1)(a)(v)	-	-	-	-	-	-	-	-	-	1.1	-	-	-	-	-	-	-	-	-	-	-	-	-	-	-	-	-	-	-	1.266	
05 02 12 01 2003 052		CN 0402 91_0402 99 - condensed milk - marketing year 08/09 - R.1234/07, Art.162(1)(a)(v)	-	-	-	-	-	-	-	-	-	-	-	-	-	-	-	-	-	-	-	-	-	-	-	-	-	-	-	-	-	-	
05 02 12 01 2003 053	C1	CN 0401_0403_0404 - other products - marketing year 08/09 - R.1234/07, Art.162(1)(a)(v)	0.1	-	-	-	-	-	-	-	0.0	0.1	-	-	-	-	-	-	-	-	-	-	0.0	-	-	-	-	-	-	-	-	0.164	
05 02 12 01 2003 054	C1	CN 0402 21_0402 29 - powd.milk with a fat content exceeding 1,5% - marketing year 09/10 - R.1234/07, Art.162(1)(a)(v)	-	-	-	-	-	-	-	-	-	1.1	-	-	-	-	-	-	-	0.0	-	-	-	-	-	-	-	-	-	-	-	1.392	
05 02 12 01 2003 055	C1	CN 0402 91_0402 99 - condensed milk - marketing year 09/10 - R.1234/07, Art.162(1)(a)(v)	0.0	-	-	-	-	-	-	-	0.0	-	-	-	-	-	-	-	-	-	-	-	-	-	-	-	-	-	-	-	-	-0.001	
05 02 12 01 2003 056	C1	CN 0401_0403_0404 - other products - marketing year 09/10 - R.1234/07, Art.162(1)(a)(v)	0.0	-	-	-	-	-	-	-	0.0	0.1	-	0.0	-	-	-	-	0.1	-	0.1	0.0	0.0	0.2	-	-	-	-	-	-	-	0.160	
05 02 12 01	C1	Refunds for milk and milk products	0.2	-	-	-	-	-	-	-	0.0	3.7	0.2	0.0	-	-	-	-	-	-	0.1	0.0	0.0	0.2	-	-	-	-	-	-	-	5.419	
05 02 12 02 2011 001	C1	Technical costs of public storage - R.1234/07, Art.10(1)(f)	0.5	-	-	-	-	-	-	-	-	0.7	-	-	-	-	-	-	-	-	0.3	0.1	0.0	-	-	-	-	-	-	-	-	5.374	
05 02 12 02 2011 001	NA	Technical costs of public storage - R.1234/07, Art.10(1)(f)	-	-	-	-	-	-	-	-	-	-	-	-	-	-	-	-	-	-	-	-	-	-	-	-	-	-	-	-	-	-	
05 02 12 02 2011 001		Technical costs of public storage - R.1234/07, Art.10(1)(f)	0.5	-	-	-	-	-	-	-	-	0.7	-	-	-	-	-	-	-	-	0.3	0.1	0.0	-	-	-	-	-	-	-	-	5.374	
05 02 12 02 2012 001	C1	Financial costs of public storage - R.1234/07, Art.10(1)(f)	0.2	-	-	-	-	-	-	-	-	0.4	-	-	-	-	-	-	-	-	0.2	0.0	0.0	-	-	-	-	-	-	-	-	1.501	
05 02 12 02 2012 001	NA	Financial costs of public storage - R.1234/07, Art.10(1)(f)	-	-	-	-	-	-	-	-	-	-	-	-	-	-	-	-	-	-	-	-	-	-	-	-	-	-	-	-	-	-	
05 02 12 02 2012 001		Financial costs of public storage - R.1234/07, Art.10(1)(f)	0.2	-	-	-	-	-	-	-	-	0.4	-	-	-	-	-	-	-	-	-	-	-	-	-	-	-	-	-	-	-	-	
05 02 12 02 2012 001	C1	Other public storage costs - R.1234/07, Art.10(1)(f)	-	-	-	-	-	-	-	-	-	0.4	-	-	-	-	-	-	-	-	0.2	0.0	0.0	-	-	-	-	-	-	-	-	1.501	
05 02 12 02 2013 001	NA	Other public storage costs - R.1234/07, Art.10(1)(f)	-11.3	-	-	-	-	-	-	-	-39.4	2.9	-48.0	-	-	-	-	-	-	-	-12.5	-22.9	-7.6	-9.5	-0.8	-	-	-	-	-	-	-79.876	
05 02 12 02 2013 001		Other public storage costs - R.1234/07, Art.10(1)(f)	-11.3	-	-	-	-	-	-	-	-39.4	2.9	-48.0	-	-	-	-	-	-	-	-12.5	-22.9	-7.6	-9.5	-0.8	-	-	-	-	-	-	-79.876	
05 02 12 02 2014 001		Depreciation on purchase - R.1234/07, Art.10(1)(f)	-	-	-	-	-	-	-	-	-	-	-	-	-	-	-	-	-	-	-	-	-	-	-	-	-	-	-	-	-	-	
05 02 12 02 2014 002	C1	Complementary depreciation - R.1234/07, Art.10(1)(f)	-10.6	-	-	-	-	-	-	-	-39.4	4.0	-48.0	-	-	-	-	-	-	-	-12.0	-22.8	-7.6	-9.5	-0.8	-	-	-	-	-	-	-73.001	
05 02 12 02	NA	Intervention storage of skimmed-milk powder	-	-	-	-	-	-	-	-	-	-	-	-	-	-	-	-	-	-	-	-	-	-	-	-	-	-	-	-	-	-	
05 02 12 02		Intervention storage of skimmed-milk powder	-10.6	-	-	-	-	-	-	-	-39.4	4.0	-48.0	-	-	-	-	-	-	-	-12.0	-22.8	-7.6	-9.5	-0.8	-	-	-	-	-	-	-73.001	
05 02 12 03 2020 001		Aid - skimmed-milk powder for use as animal nutrition - R.1234/07, Art.99 - marketing year 06/07 and earlier	-	-	-	-	-	-	-	-	-	-	-	-	-	-	-	-	-	-	-	-	-	-	-	-	-	-	-	-	-	-	
05 02 12 03 2024 001		Aid - skimmed milk processed into cassein - R.1234/07, Art.100 - marketing year 06/07 and earlier	-	-	-	-	-	-	-	-	-	-	-	-	-	-	-	-	-	-	-	-	-	-	-	-	-	-	-	-	-	-	
05 02 12 03		Aid for disposal of skimmed milk	-	-	-	-	-	-	-	-	-	-	-	-	-	-	-	-	-	-	-	-	-	-	-	-	-	-	-	-	-	-	
05 02 12 04 2030 001	C1	Private storage costs - advances - R.1234/07, Art.28a)(i)(i) - 2009 and earlier	-	-	-	-	-	-	-	-	-	-	-	-	-	-	-	-	-	-	-	-	-	-	-	-	-	-	-	-	-	-	0.170
05 02 12 04 2030 002	C1	Private storage costs - balance - R.1234/07, Art.28a)(i)(ii) - 2009 and earlier	0.1	-	-	-	-	-	-	-	0.9	-	-	-	-	-	-	-	-	-	0.2	0.0	-	-	-	-	-	-	-	-	-	-	1.513
05 02 12 04 2030 003	C1	Private storage costs - advances - R.1234/07, Art.28a)(ii) - 2010	-	-	-	-	-	-	-	-	-	-	-	-	-	-	-	-	-	-	-	-	-	-	-	-	-	-	-	-	-	-	0.910
05 02 12 04 2030 004	C1	Private storage costs - balance - R.1234/07, Art.28a)(ii) - 2010	0.6	-	-	-	-	-	-	-	0.8	-	-	-	-	-	-	-	-	-	1.4	0.0	-	-	-	-	-	-	-	-	-	-	4.825
05 02 12 04 2030 005	C1	Private storage costs - advances - R.1234/07, Art.28a)(ii) - 2011	-	-	-	-	-	-	-	-	-	-	-	-	-	-	-	-	-	-	-	-	-	-	-	-	-	-	-	-	-	-	0.508
05 02 12 04 2030 006	C1	Private storage costs - balance - R.1234/07, Art.28a)(ii) - 2011	0.0	-	-	-	-	-	-	-	0.0	-	-	-	-	-	-	-	-	-	0.2	-	-	-	-	-	-	-	-	-	-	-	0.317
05 02 12 04 2031 001	C1	Technical costs of public storage - R.1234/07, Art.10(1)(e)	-	-	-	-	-	-	-	-	-	0.0	-	-	-	-	-	-	-	-	-	-	-	-	-	-	-	-	-	-	-	-	0.113
05 02 12 04 2032 001	C1	Financial costs of public storage - R.1234/07, Art.10(1)(e)	-	-	-	-	-	-	-	-	-	0.0	-	-	-	-	-	-	-	-	-	-	-	-	-	-	-	-	-	-	-	-	0.029
05 02 12 04 2033 001	C1	Other public storage costs - R.1234/07, Art.10(1)(e)	-	-	-	-	-	-	-	-	-	-	-	-	-	-	-	-	-	-	-	-	-	-	-	-	-	-	-	-	-	-	-0.055
05 02 12 04 2034 001		Depreciation on purchase - R.1234/07, Art.10(1)(e)	-	-	-	-	-	-	-	-	-	-	-	-	-	-	-	-	-	-	-	-	-	-	-	-	-	-	-	-	-	-	-

In EUR million

ANNEX 33
 EXPENDITURE CHARGED AGAINST THE 2011 BUDGET
 DETAILS by ITEM and by MEMBER STATE

Budget Line	Fund source	Item	BE	BG	CZ	DK	DE	EE	IE	EL	ES	FR	IT	CY	LV	LT	LU	HU	MT	NL	AT	PL	PT	RO	SI	SK	FI	SE	UK	CE	TOTAL
05 02 12 08 3120 031	C1	School milk - cat.I - R.1234/07, Art.102; R.657/08, Annex I - 10/11	0.6	0.0	0.3	1.8	6.1	0.6	0.4	-	0.5	1.5	0.1	0.1	0.1	0.2	0.0	1.0	0.0	0.3	0.5	8.6	0.0	4.3	0.0	0.4	3.1	4.7	3.5	-	38.898
05 02 12 08 3120 032	C1	School milk - cat.III - R.1234/07, Art.102; R.657/08, Annex I - 10/11	0.1	0.0	0.0	-	0.0	-	-	-	0.0	0.0	0.1	0.0	-	-	-	-	-	0.0	0.0	0.0	-	-	-	0.0	0.0	-	-	-	0.226
05 02 12 08 3120 033	C1	School milk - cat.III - R.1234/07, Art.102; R.657/08, Annex I - 10/11	0.0	0.0	0.0	0.0	0.0	-	0.0	-	0.0	1.2	0.2	-	-	0.1	-	0.0	-	-	-	0.0	-	0.1	-	-	0.1	-	-	-	1.782
05 02 12 08 3120 034	C1	School milk - cat.IV - R.1234/07, Art.102; R.657/08, Annex I - 10/11	-	-	-	-	-	-	-	-	0.0	0.0	0.5	-	-	-	-	-	-	-	-	-	-	-	-	-	-	-	-	-	0.528
05 02 12 08 3120 035	C1	School milk - cat.V - R.1234/07, Art.102; R.657/08, Annex I - 10/11	-	-	-	-	-	-	-	-	0.0	3.5	0.3	0.1	-	0.0	-	-	-	-	-	0.0	-	-	-	-	0.3	1.2	-	-	5.447
05 02 12 08 3120 036	C1	School milk - cat.I - R.1234/07, Art.102; R.657/08, Annex I - 11/12	-	-	-	-	-	-	-	-	-	-	-	-	0.0	0.0	-	-	-	-	-	-	-	-	-	-	-	-	-	-	0.005
05 02 12 08 3120 037		School milk - cat.II - R.1234/07, Art.102; R.657/08, Annex I - 11/12	-	-	-	-	-	-	-	-	-	-	-	-	-	-	-	-	-	-	-	-	-	-	-	-	-	-	-	-	-
05 02 12 08 3120 038	C1	School milk - cat.III - R.1234/07, Art.102; R.657/08, Annex I - 11/12	-	-	-	-	-	-	-	-	-	-	-	-	-	-	0.0	-	-	-	-	-	-	-	-	-	-	-	-	-	0.000
05 02 12 08 3120 039		School milk - cat.IV - R.1234/07, Art.102; R.657/08, Annex I - 11/12	-	-	-	-	-	-	-	-	-	-	-	-	-	-	-	-	-	-	-	-	-	-	-	-	-	-	-	-	-
05 02 12 08 3120 040		School milk - cat.V - R.1234/07, Art.102; R.657/08, Annex I - 11/12	-	-	-	-	-	-	-	-	-	-	-	-	-	-	-	-	-	-	-	-	-	-	-	-	-	-	-	-	-
05 02 12 08 3120 040	C1	School milk	0.7	0.0	0.4	2.0	6.3	0.6	0.6	-	0.6	12.8	3.6	0.3	0.1	0.3	0.0	1.0	0.0	0.6	0.6	9.3	1.0	8.6	0.0	0.6	3.7	8.6	1.9	-	64.235
05 02 12 08 3120 001	C1	Specific support - dairy sector - R.1233/09 - EU 27 Compensation for non-allocation of milk quotas - SLOM - R.2330/98	0.0	-	0.0	0.1	-	0.1	0.1	-	-	0.0	-0.2	-	-	-	-	-	0.0	-	0.1	-0.0	0.0	0.0	0.0	-	0.0	-	0.0	-	0.015
05 02 12 99 2099 026	C1	Others - R.1255/99, R.1234/07	-	-	-	-	-	-	-	-	-	-	-	-	-	-	-	-	-	-	-	-	-	-	-	-	-	-	-	-	0.080
05 02 12 99 2099 050	C1	Other measures (milk and milk products)	0.0	-	0.0	0.1	-	0.1	0.1	-	0.0	0.0	-0.2	-	-	-	-	0.0	0.0	0.1	-0.0	0.0	0.0	0.0	-	-	0.0	-	-	-	0.095
05 02 12 99 2099 050	C1	Milk and milk products	-8.9	0.0	-0.6	2.8	51.5	1.8	38.2	-0.4	-38.8	22.3	-44.5	0.3	-1.1	1.4	0.0	1.1	0.0	-9.5	0.7	-13.5	-7.4	-0.9	0.6	3.5	6.2	1.3	-	-	5.082
05 02 12 99 2099 050	NA	Milk and milk products	-8.9	0.0	-0.6	2.8	51.5	1.8	38.2	-0.4	-38.8	22.3	-44.5	0.3	-1.1	1.4	0.0	1.1	0.0	-9.5	0.7	-13.5	-7.4	-0.9	0.6	3.5	6.2	1.3	-	-	5.082
05 02 13 01 2100 053		CN 1602 - tinned meat - marketing year 08/09 and earlier - R.1254/99, Art.33	-	-	-	-	-	-	-	-	-	-	-	-	-	-	-	-	-	-	-	-	-	-	-	-	-	-	-	-	-
05 02 13 01 2100 054	C1	CN 1602 - tinned meat - marketing year 09/10 - R.1234/07, Art.162a)(iv)	-	-	-	-	-	-	-	-	-	-	-	-	-	-	-	-	-	-	-	-	-	-	-	-	-	-	-	-	0.002
05 02 13 01 2100 055		CN 1602 - tinned meat - marketing year 10/11 - R.1234/07, Art.162)(i)(iv)	-	-	-	-	-	-	-	-	-	-	-	-	-	-	-	-	-	-	-	-	-	-	-	-	-	-	-	-	-
05 02 13 01 2100 056		CN 1602 - tinned meat - marketing year 11/12 - R.1234/07, Art.162)(i)(iv)	-	-	-	-	-	-	-	-	-	-	-	-	-	-	-	-	-	-	-	-	-	-	-	-	-	-	-	-	-
05 02 13 01 2100 056		CN 0202 10 - frozen beef/veal - carcasses - marketing year 08/09 and earlier - R.1254/99, Art.33	-	-	-	-	-	-	-	-	-	-	-	-	-	-	-	-	-	-	-	-	-	-	-	-	-	-	-	-	-
05 02 13 01 2100 080		CN 0202 20 - frozen beef/veal - quarters - marketing year 08/09 and earlier - R.1254/99, Art.33	-	-	-	-	-	-	-	-	-	-	-	-	-	-	-	-	-	-	-	-	-	-	-	-	-	-	-	-	-
05 02 13 01 2100 081	C1	CN 0202 30 - frozen beef/veal - quarters - marketing year 08/09 and earlier - R.1254/99, Art.33	-	-	-	-	0.0	-	-	-	-	-	0.0	-	-	-	-	-	-	-	-	-	-	-	-	-	-	-	-	-	0.017
05 02 13 01 2100 081	NA	CN 0202 20 - frozen beef/veal - quarters - marketing year 08/09 and earlier - R.1254/99, Art.33	-	-	-	-	-	-	-	-	-	-	-	-	-	-	-	-	-	-	-	-	-	-	-	-	-	-	-	-	-
05 02 13 01 2100 081		CN 0202 20 - frozen beef/veal - quarters - marketing year 08/09 and earlier - R.1254/99, Art.33	-	-	-	-	-	-	-	-	-	-	-	-	-	-	-	-	-	-	-	-	-	-	-	-	-	-	-	-	-
05 02 13 01 2100 081		CN 0202 30 - frozen beef/veal - boneless - marketing year 08/09 and earlier - R.1254/99, Art.33	-	-	-	-	-	-	-	-	-	-	-	-	-	-	-	-	-	-	-	-	-	-	-	-	-	-	-	-	-
05 02 13 01 2100 082	C1	CN 0202 30 - frozen beef/veal - boneless - marketing year 08/09 and earlier - R.1254/99, Art.33	-	-	-	-	-	-	-	-	-	-	0.0	-	-	-	-	-	-	-	-	-	-	-	-	-	-	-	-	-	0.039
05 02 13 01 2100 082	NA	CN 0202 20 - frozen beef/veal - boneless - marketing year 08/09 and earlier - R.1254/99, Art.33	-	-	-	-	-	-	-	-	-	-	-	-	-	-	-	-	-	-	-	-	-	-	-	-	-	-	-	-	-
05 02 13 01 2100 082		CN 0202 30 - frozen beef/veal - boneless - marketing year 08/09 and earlier - R.1254/99, Art.33	-	-	-	-	-	-	-	-	-	-	-	-	-	-	-	-	-	-	-	-	-	-	-	-	-	-	-	-	-
05 02 13 01 2100 083		CN 0202 10 - frozen beef/veal - carcasses - marketing year 09/10 - R.1234/07, Art.162a)(iv)	-	-	-	-	-	-	-	-	-	-	-	-	-	-	-	-	-	-	-	-	-	-	-	-	-	-	-	-	-
05 02 13 01 2100 083		CN 0202 20 - frozen beef/veal - bone-in - marketing year 09/10 - R.1234/07, Art.162a)(iv)	-	-	-	-	-	-	-	-	-	-	-	-	-	-	-	-	-	-	-	-	-	-	-	-	-	-	-	-	-
05 02 13 01 2100 084	C1	CN 0202 20 - frozen beef/veal - bone-in - marketing year 09/10 - R.1234/07, Art.162a)(iv)	-	-	-	-	-	-	-	-	0.0	0.0	-	-	-	-	-	-	-	0.0	-	0.0	-	-	-	-	-	-	-	-	0.025
05 02 13 01 2100 084	NA	CN 0202 20 - frozen beef/veal - bone-in - marketing year 09/10 - R.1234/07, Art.162a)(iv)	-	-	-	-	-	-	-	-	-	-	-	-	-	-	-	-	-	-	-	-	-	-	-	-	-	-	-	-	-
05 02 13 01 2100 084		CN 0202 20 - frozen beef/veal - bone-in - marketing year 09/10 - R.1234/07, Art.162a)(iv)	-	-	-	-	-	-	-	-	-	-	-	-	-	-	-	-	-	-	-	-	-	-	-	-	-	-	-	-	-
05 02 13 01 2100 085	C1	CN 0202 30 - frozen beef/veal - boneless - marketing year 09/10 - R.1234/07, Art.162a)(iv)	-	-	-	-	-	-	-	-	0.0	0.1	0.5	-	-	-	-	-	-	-	-	0.0	0.1	-	0.0	-	0.0	0.0	-	-	0.025
05 02 13 01 2100 085	NA	CN 0202 30 - frozen beef/veal - boneless - marketing year 09/10 - R.1234/07, Art.162a)(iv)	-	-	-	-	-	-	-	-	-	-	-	-	-	-	-	-	-	-	-	-	-	-	-	-	-	-	-	-	-

In EUR million

ANNEX 33
 EXPENDITURE CHARGED AGAINST THE 2011 BUDGET
 DETAILS by ITEM and by MEMBER STATE

Budget/Line	Fund source	Item	BE	BG	CZ	DK	DE	EE	IE	EL	ES	FR	IT	CY	LV	LT	LU	HU	MT	NL	AT	PL	PT	RO	SI	SK	FI	SE	UK	CE	TOTAL		
05 02 13 01 2100 085		CN 0202 30 - frozen beef/veal - boneless - marketing year 09/10 - R.1234/07, Art.162a)(iv)	-	-	-	-	-	-	0.0	-	0.1	0.1	0.5	-	-	0.0	-	-	-	-0.0	0.0	0.1	-	0.0	-	-	-	0.0	0.0	-	0.896		
05 02 13 01 2100 086		CN 0202 10 - frozen beef/veal - carcasses - marketing year 10/11 - R.1234/07, Art.162(1)a)(iv)	-	-	-	-	-	-	-	-	-	-	-	-	-	-	-	-	-	-	-	-	-	-	-	-	-	-	-	-	-	-	
05 02 13 01 2100 087	C1	CN 0202 20 - frozen beef/veal - bone-in - marketing year 10/11 - R.1234/07, Art.162(1)a)(iv)	-	-	-	0.0	0.0	-	-	-	0.0	0.0	0.0	-	-	-	-	-	-	0.0	-	0.0	-	-	-	-	-	0.0	-	-	0.064		
05 02 13 01 2100 087	NA	CN 0202 20 - frozen beef/veal - bone-in - marketing year 10/11 - R.1234/07, Art.162(1)a)(iv)	-	-	-	-	-	-	-	-	-	-	-	-	-	-	-	-	-	-	-	-	-	-	-	-	-	-	-	-	-	-	
05 02 13 01 2100 087		CN 0202 20 - frozen beef/veal - bone-in - marketing year 10/11 - R.1234/07, Art.162(1)a)(iv)	-	-	-	0.0	0.0	-	-	-	0.0	0.0	0.0	-	-	-	-	-	-	0.0	-	0.0	-	-	-	-	-	0.0	-	-	0.064		
05 02 13 01 2100 088	C1	CN 0202 30 - frozen beef/veal - boneless - marketing year 10/11 - R.1234/07, Art.162(1)a)(iv)	0.2	0.0	-	0.0	0.5	-	0.1	-	0.6	0.1	1.2	-	-	0.0	-	0.0	-	0.0	0.3	1.3	-	0.0	-	-	0.0	0.0	-	-	4.397		
05 02 13 01 2100 088	NA	CN 0202 30 - frozen beef/veal - boneless - marketing year 10/11 - R.1234/07, Art.162(1)a)(iv)	-	-	-	-	-	-	-	-	-	-	-	-	-	-	-	-	-	-	-	-	-	-	-	-	-	-	-	-	-	-	
05 02 13 01 2100 088		CN 0202 30 - frozen beef/veal - boneless - marketing year 10/11 - R.1234/07, Art.162(1)a)(iv)	0.2	0.0	-	0.0	0.5	-	0.1	-	0.6	0.1	1.2	-	-	0.0	-	0.0	-	0.0	0.3	1.3	-	0.0	-	-	0.0	0.0	-	-	4.397		
05 02 13 01 2100 089		CN 0202 10 - frozen beef/veal - carcasses - marketing year 11/12 - R.1234/07, Art.162(1)a)(iv)	-	-	-	-	-	-	-	-	-	-	-	-	-	-	-	-	-	-	-	-	-	-	-	-	-	-	-	-	-	-	
05 02 13 01 2100 090	C1	CN 0202 20 - frozen beef/veal - bone-in - marketing year 11/12 - R.1234/07, Art.162(1)a)(iv)	-	-	-	-	-	-	-	-	-	-	-	-	-	-	-	-	-	-	-	-	-	-	-	-	-	-	-	-	-	0.001	
05 02 13 01 2100 090	NA	CN 0202 20 - frozen beef/veal - bone-in - marketing year 11/12 - R.1234/07, Art.162(1)a)(iv)	-	-	-	-	-	-	-	-	-	-	-	-	-	-	-	-	-	-	-	-	-	-	-	-	-	-	-	-	-	-	-
05 02 13 01 2100 090		CN 0202 20 - frozen beef/veal - bone-in - marketing year 11/12 - R.1234/07, Art.162(1)a)(iv)	-	-	-	0.0	0.0	-	-	-	-	-	-	-	-	-	-	-	-	0.0	-	-	-	-	-	-	-	-	-	-	-	0.001	
05 02 13 01 2100 091	C1	CN 0202 30 - frozen beef/veal - boneless - marketing year 11/12 - R.1234/07, Art.162(1)a)(iv)	0.1	-	-	-	0.0	-	0.0	-	-	-	0.0	-	-	-	-	-	-	0.0	0.0	-	-	-	-	-	-	0.0	-	-	0.111		
05 02 13 01 2100 091	NA	CN 0202 30 - frozen beef/veal - boneless - marketing year 11/12 - R.1234/07, Art.162(1)a)(iv)	-	-	-	-	-	-	-	-	-	-	-	-	-	-	-	-	-	-	-	-	-	-	-	-	-	-	-	-	-	-	-
05 02 13 01 2100 091		CN 0202 30 - frozen beef/veal - boneless - marketing year 11/12 - R.1234/07, Art.162(1)a)(iv)	0.1	-	-	-	0.0	-	0.0	-	-	-	0.0	-	-	-	-	-	-	0.0	0.0	-	-	-	-	-	-	0.0	-	-	0.111		
05 02 13 01 2100 137	C1	CN 0201 10 - fresh beef/veal - carcasses - marketing year 08/09 and earlier - R.1254/99, Art.33	-	-	-	-	-	-	0.1	-	-	-	-	-	-	-	-	-	-	-	-	-	-	-	-	-	-	-	-	-	-	0.051	
05 02 13 01 2100 138	C1	CN 0201 20 - fresh beef/veal - quarters - marketing year 08/09 and earlier - R.1254/99, Art.33	-	-	-	-	-	-	-	-	-	-	-	-	-	-	-	-	-	-	-	-	-	-	-	-	-	-	-	-	-	0.043	
05 02 13 01 2100 138	NA	CN 0201 20 - fresh beef/veal - quarters - marketing year 08/09 and earlier - R.1254/99, Art.33	-	-	-	-	-	-	-	-	-	-	-	-	-	-	-	-	-	-	-	-	-	-	-	-	-	-	-	-	-	-	-
05 02 13 01 2100 138		CN 0201 20 - fresh beef/veal - quarters - marketing year 08/09 and earlier - R.1254/99, Art.33	-	-	-	-	-	-	-	-	-	-	-	-	-	-	-	-	-	-	-	-	-	-	-	-	-	-	-	-	-	-	-
05 02 13 01 2100 139	C1	CN 0201 30 - fresh beef/veal - boneless - marketing year 08/09 and earlier - R.1254/99, Art.33	-	-	-	-	-	-	-	-	-	-	-	-	-	-	-	-	-	-	-	-	-	-	-	-	-	-	-	-	-	-	0.049
05 02 13 01 2100 139	NA	CN 0201 30 - fresh beef/veal - boneless - marketing year 08/09 and earlier - R.1254/99, Art.33	-	-	-	-	-	-	-	-	-	-	-	-	-	-	-	-	-	-	-	-	-	-	-	-	-	-	-	-	-	-	-
05 02 13 01 2100 139		CN 0201 30 - fresh beef/veal - boneless - marketing year 08/09 and earlier - R.1254/99, Art.33	0.0	-	-	-	-	-	-	-	-	-	0.0	-	-	-	-	-	-	-	-	-	-	-	-	-	-	-	-	-	-	0.049	
05 02 13 01 2100 140	C1	CN 0201 10 - fresh beef/veal - carcasses - marketing year 09/10 - R.1234/07, Art.162a)(iv)	-	-	-	-	-	-	0.3	-	-	-	-	-	-	-	-	-	-	-	-	-	-	-	-	-	-	-	-	-	-	0.312	
05 02 13 01 2100 140	NA	CN 0201 10 - fresh beef/veal - carcasses - marketing year 09/10 - R.1234/07, Art.162a)(iv)	-	-	-	-	-	-	-	-	-	-	-	-	-	-	-	-	-	-	-	-	-	-	-	-	-	-	-	-	-	-	-
05 02 13 01 2100 140		CN 0201 10 - fresh beef/veal - carcasses - marketing year 09/10 - R.1234/07, Art.162a)(iv)	-	-	-	-	-	-	0.3	-	-	-	-	-	-	-	-	-	-	-	-	-	-	-	-	-	-	-	-	-	-	0.312	
05 02 13 01 2100 141	C1	CN 0201 20 - fresh beef/veal - bone-in - marketing year 09/10 - R.1234/07, Art.162a)(iv)	-	-	-	-	-	-	-	-	-	0.0	-	-	-	-	-	-	-	-	0.0	0.0	0.1	-	-	-	-	-	-	-	-	0.219	
05 02 13 01 2100 141	NA	CN 0201 20 - fresh beef/veal - bone-in - marketing year 09/10 - R.1234/07, Art.162a)(iv)	-	-	-	-	-	-	-	-	-	-	-	-	-	-	-	-	-	-	-	-	-	-	-	-	-	-	-	-	-	-	-
05 02 13 01 2100 141		CN 0201 20 - fresh beef/veal - bone-in - marketing year 09/10 - R.1234/07, Art.162a)(iv)	-	-	-	-	-	-	-	-	-	0.0	-	-	-	-	-	-	-	-	0.0	0.0	0.1	-	-	-	-	-	-	-	-	0.219	
05 02 13 01 2100 142	C1	CN 0201 30 - fresh beef/veal - boneless - marketing year 09/10 - R.1234/07, Art.162a)(iv)	-	-	-	0.0	0.2	-	-	-	-	-	0.4	-	-	-	0.3	-	-	0.0	-	0.0	0.3	-	-	-	-	-	0.0	-	-	1.263	
05 02 13 01 2100 142	NA	CN 0201 30 - fresh beef/veal - boneless - marketing year 09/10 - R.1234/07, Art.162a)(iv)	-	-	-	-	-	-	-	-	-	-	-	-	-	-	-	-	-	-	-	-	-	-	-	-	-	-	-	-	-	-	-
05 02 13 01 2100 142		CN 0201 30 - fresh beef/veal - boneless - marketing year 09/10 - R.1234/07, Art.162a)(iv)	-	-	-	0.0	0.2	-	-	-	-	-	0.4	-	-	-	0.3	-	-	0.0	-	0.0	0.3	-	-	-	-	-	-	-	-	1.263	
05 02 13 01 2100 142		CN 0201 30 - fresh beef/veal - boneless - marketing year 09/10 - R.1234/07, Art.162a)(iv)	-	-	-	0.0	0.2	-	-	-	-	-	0.4	-	-	-	0.3	-	-	0.0	-	0.0	0.3	-	-	-	-	-	-	-	-	-	-
05 02 13 01 2100 142		CN 0201 30 - fresh beef/veal - boneless - marketing year 09/10 - R.1234/07, Art.162a)(iv)	-	-	-	0.0	0.2	-	-	-	-	-	0.4	-	-	-	0.3	-	-	0.0	-	0.0	0.3	-	-	-	-	-	-	-	-	-	-
05 02 13 01 2100 142		CN 0201 30 - fresh beef/veal - boneless - marketing year 09/10 - R.1234/07, Art.162a)(iv)	-	-	-	0.0	0.2	-	-	-	-	-	0.4	-	-	-	0.3	-	-	0.0	-	0.0	0.3	-	-	-	-	-	-	-	-	-	-
05 02 13 01 2100 142		CN 0201 30 - fresh beef/veal - boneless - marketing year 09/10 - R.1234/07, Art.162a)(iv)	-	-	-	0.0	0.2	-	-	-	-	-	0.4	-	-	-	0.3	-	-	0.0	-	0.0	0.3	-	-	-	-	-	-	-	-	-	-
05 02 13 01 2100 142		CN 0201 30 - fresh beef/veal - boneless - marketing year 09/10 - R.1234/07, Art.162a)(iv)	-	-	-	0.0	0.2	-	-	-	-	-	0.4	-	-	-	0.3	-	-	0.0	-	0.0	0.3	-	-	-	-	-	-	-	-	-	-
05 02 13 01 2100 142		CN 0201 30 - fresh beef/veal - boneless - marketing year 09/10 - R.1234/07, Art.162a)(iv)	-	-	-	0.0	0.2	-	-	-	-	-	0.4	-	-	-	0.3	-	-	0.0	-	0.0	0.3	-	-	-	-	-	-	-	-	-	-
05 02 13 01 2100 142		CN 0201 30 - fresh beef/veal - boneless - marketing year 09/10 - R.1234/07, Art.162a)(iv)	-	-	-	0.0	0.2	-	-	-	-	-	0.4	-	-	-	0.3	-	-	0.0	-	0.0	0.3	-	-	-	-	-	-	-	-	-	-
05 02 13 01 2100 142		CN 0201 30 - fresh beef/veal - boneless - marketing year 09/10 - R.1234/07, Art.162a)(iv)	-	-	-	0.0	0.2	-	-	-	-	-	0.4	-	-	-	0.3	-	-	0.0	-	0.0	0.3	-	-	-	-	-	-	-	-	-	-
05 02 13 01 2100 142		CN 0201 30 - fresh beef/veal - boneless - marketing year 09/10 - R.1234/07, Art.162a)(iv)	-	-	-	0.0	0.2	-	-	-	-	-	0.4	-	-	-	0.3	-	-	0.0	-	0.0	0.3	-	-	-	-	-	-	-	-	-	-
05 02 13 01 2100 142		CN 0201 30 - fresh beef/veal - boneless - marketing year 09/10 - R.1234/07, Art.162a)(iv)	-	-	-	0.0	0.2	-	-	-	-	-	0.4	-	-	-	0.3	-	-	0.0	-	0.0	0.3	-	-	-	-	-	-	-	-	-	-
05 02 13 01 2100 142		CN 0201 30 - fresh beef/veal - boneless - marketing year 09/10 - R.1234/07, Art.162a)(iv)	-	-	-	0.0	0																										

ANNEX 33
 EXPENDITURE CHARGED AGAINST THE 2011 BUDGET
 DETAILS by ITEM and by MEMBER STATE

Budget/Line	Source Fund	Item	BE	BG	CZ	DK	DE	EE	IE	EL	ES	FR	IT	CY	LV	LT	LU	HU	MT	NL	AT	PL	PT	RO	SI	SK	FI	SE	UK	CE	TOTAL		
05 02 13 01 2100 143	C1	CN 0201 10 - fresh beef/veal - carcasses - marketing year 10/11 - R.1234/07, Art.162(1)(a)(iv)	-	-	-	-	-	-	-	-	-	-	-	-	-	-	-	-	-	0.2	-	-	-	-	-	-	-	-	-	-	0.248		
05 02 13 01 2100 143	NA	CN 0201 10 - fresh beef/veal - carcasses - marketing year 10/11 - R.1234/07, Art.162(1)(a)(iv)	-	-	-	-	-	-	-	-	-	-	-	-	-	-	-	-	-	-	-	-	-	-	-	-	-	-	-	-	0.248		
05 02 13 01 2100 144	C1	CN 0201 20 - fresh beef/veal - bone-in - marketing year 10/11 - R.1234/07, Art.162(1)(a)(iv)	0.2	0.6	0.2	8.5	-	-	-	-	0.1	3.0	1.1	-	0.2	-	0.1	-	0.1	1.0	2.1	6.7	-	0.0	0.1	-	-	-	-	-	23.849		
05 02 13 01 2100 144	NA	CN 0201 20 - fresh beef/veal - bone-in - marketing year 10/11 - R.1234/07, Art.162(1)(a)(iv)	-	-	-	-	-	-	-	-	-	-	-	-	-	-	-	-	-	-	-	-	-	-	-	-	-	-	-	-	-	-	
05 02 13 01 2100 145	C1	CN 0201 30 - fresh beef/veal - boneless - marketing year 10/11 - R.1234/07, Art.162(1)(a)(iv)	0.2	0.6	0.2	8.5	-	-	-	-	0.1	3.0	1.1	-	0.2	-	0.1	-	0.1	1.0	2.1	6.7	-	0.0	0.1	-	-	-	-	-	23.849		
05 02 13 01 2100 145	NA	CN 0201 30 - fresh beef/veal - boneless - marketing year 10/11 - R.1234/07, Art.162(1)(a)(iv)	-	-	-	-	-	-	-	-	-	-	-	-	-	-	-	-	-	-	-	-	-	-	-	-	-	-	-	-	-	-	
05 02 13 01 2100 146	C1	CN 0201 10 - fresh beef/veal - carcasses - marketing year 11/12 - R.1234/07, Art.162(1)(a)(iv)	-	-	-	-	-	-	-	-	-	-	-	-	-	-	-	-	-	0.0	-	-	-	-	-	-	-	-	-	-	-	0.000	
05 02 13 01 2100 146	NA	CN 0201 10 - fresh beef/veal - carcasses - marketing year 11/12 - R.1234/07, Art.162(1)(a)(iv)	-	-	-	-	-	-	-	-	-	-	-	-	-	-	-	-	-	-	-	-	-	-	-	-	-	-	-	-	-	-	
05 02 13 01 2100 146	C1	CN 0201 20 - fresh beef/veal - bone-in - marketing year 11/12 - R.1234/07, Art.162(1)(a)(iv)	-	-	-	-	-	-	-	-	-	-	-	-	-	-	-	-	-	-	-	-	-	-	-	-	-	-	-	-	-	0.000	
05 02 13 01 2100 147	C1	CN 0201 20 - fresh beef/veal - bone-in - marketing year 11/12 - R.1234/07, Art.162(1)(a)(iv)	-	-	-	0.0	0.3	-	-	-	-	0.1	-	-	-	-	0.0	-	-	-	0.2	0.2	-	-	-	-	-	-	-	-	-	0.784	
05 02 13 01 2100 147	NA	CN 0201 20 - fresh beef/veal - bone-in - marketing year 11/12 - R.1234/07, Art.162(1)(a)(iv)	-	-	-	-	-	-	-	-	-	-	-	-	-	-	-	-	-	-	-	-	-	-	-	-	-	-	-	-	-	-	
05 02 13 01 2100 147	C1	CN 0201 30 - fresh beef/veal - boneless - marketing year 11/12 - R.1234/07, Art.162(1)(a)(iv)	-	-	-	0.0	0.3	-	-	-	-	0.1	-	-	-	-	0.0	-	-	-	0.2	0.2	-	-	-	-	-	-	-	-	-	0.784	
05 02 13 01 2100 148	C1	CN 0201 30 - fresh beef/veal - boneless - marketing year 11/12 - R.1234/07, Art.162(1)(a)(iv)	-	-	-	0.0	0.2	-	-	-	-	-	-	-	-	-	0.1	-	-	-	-	-	-	-	-	-	-	-	-	-	-	0.377	
05 02 13 01 2100 148	NA	CN 0201 30 - fresh beef/veal - boneless - marketing year 11/12 - R.1234/07, Art.162(1)(a)(iv)	-	-	-	-	-	-	-	-	-	-	-	-	-	-	-	-	-	-	-	-	-	-	-	-	-	-	-	-	-	-	
05 02 13 01 2100 148	C1	Refunds for beef and veal	0.4	0.0	0.6	1.7	12.5	-	2.9	-	0.8	3.4	4.4	-	-	0.1	-	0.1	-	0.0	2.7	10.2	-	0.2	0.1	-	-	-	-	-	-	46.139	
05 02 13 01 2100 148	NA	Refunds for beef and veal	-	-	-	-	-	-	-	-	-	-	-	-	-	-	-	-	-	-	-	-	-	-	-	-	-	-	-	-	-	-	
05 02 13 02 2110 001	C1	Private storage - R.1234/07, Art.3(1)(b)	0.4	0.0	0.6	1.7	12.5	-	2.9	-	0.8	3.4	4.4	-	-	0.1	-	0.1	-	0.0	2.7	10.2	-	0.2	0.1	-	-	-	-	-	-	46.139	
05 02 13 02 2110 001	NA	Private storage - R.1234/07, Art.3(1)(b)	-	-	-	-	-	-	-	-	-	-	-	-	-	-	-	-	-	-	-	-	-	-	-	-	-	-	-	-	-	0.006	
05 02 13 02 2110 001	C1	Intervention storage of beef and veal	-	-	-	-	-	-	0.0	-	-	0.0	-	-	-	-	-	-	-	-	-	-	-	-	-	-	-	-	-	-	-	0.006	
05 02 13 02 2110 001	NA	Intervention storage of beef and veal	-	-	-	-	-	-	-	-	-	-	-	-	-	-	-	-	-	-	-	-	-	-	-	-	-	-	-	-	-	-	
05 02 13 02 2126 002	C1	Balance - 100% - R.716/96 - <23/01/06 - UK	-	-	-	-	-	-	-	-	-	-	-	-	-	-	-	-	-	-	-	-	-	-	-	-	-	-	-	-	-	0.006	
05 02 13 03 2126 003	C1	Balance - 20% - R.716/96 - <23/01/06 - UK	-	-	-	-	-	-	-	-	-	-	-	-	-	-	-	-	-	-	-	-	-	-	-	-	-	-	-	-	-	-	
05 02 13 03 2126 003	NA	Balance - 20% - R.716/96 - <23/01/06 - UK	-	-	-	-	-	-	-	-	-	-	-	-	-	-	-	-	-	-	-	-	-	-	-	-	-	-	-	-	-	-	
05 02 13 03 2126 005	C1	Exceptional support measures - balance 100% - R.716/96 - R.2109/05 - 23/01/06-31/12/06 - UK	-	-	-	-	-	-	-	-	-	-	-	-	-	-	-	-	-	-	-	-	-	-	-	-	-	-	-	-	-	-	-0.000
05 02 13 03 2126 006	C1	Exceptional support measures - balance 20% - R.716/96 - R.2109/05 - 23/01/06-31/12/06 - UK	-	-	-	-	-	-	-	-	-	-	-	-	-	-	-	-	-	-	-	-	-	-	-	-	-	-	-	-	-	-	-0.000
05 02 13 03 2126 008	C1	Exceptional support measures - 2007 - balance 100% - R.716/96 - R.2109/05 - UK	-	-	-	-	-	-	-	-	-	-	-	-	-	-	-	-	-	-	-	-	-	-	-	-	-	-	-	-	-	-	-0.000
05 02 13 03 2126 008	NA	Exceptional support measures - 2007 - balance 20% - R.716/96 - R.2109/05 - UK	-	-	-	-	-	-	-	-	-	-	-	-	-	-	-	-	-	-	-	-	-	-	-	-	-	-	-	-	-	-	-
05 02 13 03 2126 009	C1	Exceptional support measures - 2008 - balance 100% - R.716/96 - R.2109/05 - UK	-	-	-	-	-	-	-	-	-	-	-	-	-	-	-	-	-	-	-	-	-	-	-	-	-	-	-	-	-	-	0.000
05 02 13 03 2126 011	C1	Exceptional support measures - 2008 - balance 20% - R.716/96 - R.2109/05 - UK	-	-	-	-	-	-	-	-	-	-	-	-	-	-	-	-	-	-	-	-	-	-	-	-	-	-	-	-	-	-	0.000
05 02 13 03 2126 012	C1	Exceptional support measures - 2008 - balance 100% - R.716/96 - R.2109/05 - UK	-	-	-	-	-	-	-	-	-	-	-	-	-	-	-	-	-	-	-	-	-	-	-	-	-	-	-	-	-	-	0.000
05 02 13 03 2126 012	NA	Exceptional support measures - 2008 - balance 20% - R.716/96 - R.2109/05 - UK	-	-	-	-	-	-	-	-	-	-	-	-	-	-	-	-	-	-	-	-	-	-	-	-	-	-	-	-	-	-	0.000
05 02 13 03 2126 012	C1	Exceptional support measures	-	-	-	-	-	-	-	-	-	-	-	-	-	-	-	-	-	-	-	-	-	-	-	-	-	-	-	-	-	0.000	
05 02 13 03 2126 012	NA	Exceptional support measures	-	-	-	-	-	-	-	-	-	-	-	-	-	-	-	-	-	-	-	-	-	-	-	-	-	-	-	-	-	0.000	
05 02 13 04 2101 008	C1	CN 0102 - live animals - marketing year 08/09 and earlier - R.1254/99, Art.33	-	-	-	0.0	-	-	-	-	-	0.0	-	-	-	-	-	-	-	0.0	0.0	-	-	-	-	-	-	-	-	-	-	0.103	
05 02 13 04 2101 008	NA	CN 0102 - live animals - marketing year 08/09 and earlier - R.1254/99, Art.33	-	-	-	-	-	-	-	-	-	-	-	-	-	-	-	-	-	-	-	-	-	-	-	-	-	-	-	-	-	-	

In EUR million

ANNEX 33
 EXPENDITURE CHARGED AGAINST THE 2011 BUDGET
 DETAILS by ITEM and by MEMBER STATE

Budget/Line	Fund source	Item	BE	BG	CZ	DK	DE	EE	IE	EL	ES	FR	IT	CY	LV	LT	LU	HU	MT	NL	AT	PL	PT	RO	SI	SK	FI	SE	UK	CE	TOTAL			
05 02 13 04 2101 009	C1	CN 0102 10 - live animals - marketing year 09/10 - R.1234/07, Art.162(1)(a)(iv)	-	-	0.0	2.1	0.0	-	-	-	-	0.5	-	-	-	-	-	0.4	-	0.7	0.7	-	-	-	-	0.1	0.0	-	-	-	4.740			
05 02 13 04 2101 009	NA	CN 0102 10 - live animals - marketing year 09/10 - R.1234/07, Art.162(1)(a)(iv)	-	-	-	-	-	-	-	-	-	-	-	-	-	-	-	-	-	-	-	-	-	-	-	-	-	-	-	-	-	-	-	
05 02 13 04 2101 009	C1	CN 0102 10 - live animals - marketing year 10/11 - R.1234/07, Art.162(1)(a)(iv)	-	-	0.0	2.1	0.0	-	-	-	-	0.5	-	-	-	-	-	0.4	-	0.7	0.7	-	-	-	-	-	0.1	0.0	-	-	-	4.740		
05 02 13 04 2101 010	C1	CN 0102 10 - live animals - marketing year 10/11 - R.1234/07, Art.162(1)(a)(iv)	-	-	0.1	1.9	0.0	-	-	-	-	0.2	-	-	-	-	-	0.3	-	1.3	0.8	-	-	-	-	-	0.0	0.0	-	-	-	4.760		
05 02 13 04 2101 010	NA	CN 0102 10 - live animals - marketing year 10/11 - R.1234/07, Art.162(1)(a)(iv)	-	-	-	-	-	-	-	-	-	-	-	-	-	-	-	-	-	-	-	-	-	-	-	-	-	-	-	-	-	-	-	
05 02 13 04 2101 011	C1	CN 0102 10 - live animals - marketing year 11/12 - R.1234/07, Art.162(1)(a)(iv)	-	-	-	-	-	-	-	-	-	0.2	-	-	-	-	-	0.3	-	1.3	0.8	-	-	-	-	-	0.0	0.0	-	-	-	4.760		
05 02 13 04 2101 011	NA	CN 0102 10 - live animals - marketing year 11/12 - R.1234/07, Art.162(1)(a)(iv)	-	-	-	-	-	-	-	-	-	-	-	-	-	-	-	-	-	0.0	0.0	-	-	-	-	-	-	-	-	-	-	0.036		
05 02 13 04 2101 011	C1	CN 0102 10 - live animals - marketing year 11/12 - R.1234/07, Art.162(1)(a)(iv)	-	-	0.2	4.1	0.1	-	-	-	-	0.8	-	-	-	-	-	0.7	-	2.1	1.5	-	-	-	-	-	0.2	0.0	-	-	-	0.036		
05 02 13 04	NA	Refunds for live animals	-	-	-	-	-	-	-	-	-	-	-	-	-	-	-	-	-	-	-	-	-	-	-	-	-	-	-	-	-	9.639		
05 02 13 04	NA	Refunds for live animals	-	-	-	-	-	-	-	-	-	0.8	-	-	-	-	-	0.7	-	2.1	1.5	-	-	-	-	-	0.2	0.0	-	-	-	9.639		
05 02 13 99 2129 001	C1	Others - R.1254/99	-	-	0.2	4.1	0.1	-	-	-	-	-0.1	-	-	-	-	-	-	-	-	-	-	-	-	-	-	-	-	-	-	-	-0.135		
05 02 13 99 2190 101	C1	Compensation - producer's loss of revenue - R.1357/96 - recoveries	-	-	-	-	-	-	-	-	-	-	-	-	-	-	-	-	-	-	-	-	-	-	-	-	-	-	-	-	-	-0.000		
05 02 13 99 2190 102	C1	Compensation - producer's loss of revenue - R.1357/96 - payments	-	-	-	-	-	-	-	-	-	-	-	-	-	-	-	-	-	0.0	0.0	-	-	-	-	-	-	-	-	-	-	-	0.036	
05 02 13 99 2190 103	C1	Additional measures - direct support for sector - R.2443/96 - recoveries	-	-	-	-	-	-	-	-	-	-	-	-	-	-	-	-	-	-	-	-	-	-	-	-	-	-	-	-	-	-	-	
05 02 13 99 2190 104	C1	Additional measures - direct support for sector - R.2443/96 - payments	-	-	-	-	-	-	-	-	-	-	-	-	-	-	-	-	-	-	-	-	-	-	-	-	-	-	-	-	-	-	-	
05 02 13 99	C1	Other measures (beef and veal)	0.4	0.0	0.7	1.7	16.6	0.1	2.9	-	0.8	4.1	4.4	-	-	-	4.7	0.9	-	3.6	4.2	10.2	-	0.2	0.1	0.2	0.0	0.0	0.0	-	-	-0.136		
05 02 13	NA	Beef and veal	-	-	-	-	-	-	-	-	-	-	-	-	-	-	-	-	-	-	-	-	-	-	-	-	-	-	-	-	-	55.648		
05 02 13	NA	Beef and veal	0.4	0.0	0.7	1.7	16.6	0.1	2.9	-	0.8	4.1	4.4	-	-	-	4.7	0.9	-	3.6	4.2	10.2	-	0.2	0.1	0.2	0.0	0.0	-	-	-	55.648		
05 02 14 01 2210 001	C1	Private storage - sheepmeat and goatmeat - R.1234/07, Art.31(1)(g)	-	-	-	-	-	-	-	-	-	-	-	-	-	-	-	-	-	-	-	-	-	-	-	-	-	-	-	-	-	-	-	
05 02 14 01	NA	Intervention in the form of storage of sheepmeat and goatmeat	-	-	-	-	-	-	-	-	-	-	-	-	-	-	-	-	-	-	-	-	-	-	-	-	-	-	-	-	-	-	-	
05 02 14 99 2200 010	C1	Others - R.2529/01	-	-	-	-	-	-	-	-	-	-	-	-	-	-	-	-	-	-	-	-	-	-	-	-	-	-	-	-	-	-	-	
05 02 14 99	NA	Other measures (sheepmeat and goatmeat)	-	-	-	-	-	-	-	-	-	-	-	-	-	-	-	-	-	-	-	-	-	-	-	-	-	-	-	-	-	-	-	
05 02 14	NA	Sheepmeat and goatmeat	-	-	-	-	-	-	-	-	-	-	-	-	-	-	-	-	-	-	-	-	-	-	-	-	-	-	-	-	-	-	-	
05 02 15 01 2300 107	C1	CN 0203 - pigmeat - carcasses and off-cuts - marketing year 08/09 and earlier - R.1234/07, Art.162(1)(a)(vi)	-	-	0.0	-	-	-	-	-	-0.0	-	-	0.0	-	-	-	-	-	-	-	-	-	0.0	-	-	-	-	-	-	-	-	0.014	
05 02 15 01 2300 108	C1	Pigmeat - dried, salted meats etc - marketing year 08/09 and earlier - R.2759/75, Art.13; R.1234/07, Art.162(1)(a)(vi)	0.0	-	-	-	-	-	-	-	0.0	0.0	0.1	-	-	-	-	-	-	-	-	-	-	-	-	-	-	-	-	-	-	-	0.086	
05 02 15 01 2300 109	C1	Pigmeat - sausages and conserves - marketing year 08/09 and earlier - R.2759/75, Art.13; R.1234/07, Art.162(1)(a)(vi)	-	-	-	-	-	-	-	-	-	-	-	-	-	-	-	-	-	-	-	-	-	-	-	-	-	-	-	-	-	-	-	-
05 02 15 01 2300 110	C1	Pigmeat - others - marketing year 08/09 and earlier - R.2759/75, Art.13; R.1234/07, Art.162(1)(a)(vi)	0.0	-	-	-	-	-	-	0.0	0.0	-	-	-	-	-	-	-	-	-	-	0.8	-	-	-	-	-	-	-	-	-	-	-	0.844
05 02 15 01 2300 112	C1	CN 0210 - pigmeat - dried, salted meats etc - marketing year 09/10 - R.1234/07, Art.162(1)(a)(vi)	-	-	-	-	-	-	-	-	-	0.3	0.0	2.5	-	-	-	-	-	-	-	-	-	-	-	-	-	-	-	-	-	-	2.849	
05 02 15 01 2300 113	C1	CN 1601 - pigmeat - sausages - marketing year 09/10 - R.1234/07, Art.162(1)(a)(vi)	0.0	-	-	-	-	-	-	-	0.0	0.1	0.6	-	-	-	-	0.0	-	0.0	0.0	-	-	0.6	-	-	-	-	-	-	-	-	1.328	
05 02 15 01 2300 114	C1	CN 1602 - pigmeat - other preparations - marketing year 09/10 - R.1234/07, Art.162(1)(a)(vi)	0.0	-	-	-	-	-	-	-	-	-	-	-	-	-	-	-	-	-	-	-	-	-	-	-	-	-	-	-	-	-	0.300	
05 02 15 01 2300 115	C1	CN 0210 - pigmeat - dried, salted meats etc - marketing year 10/11 - R.1234/07, Art.162(1)(a)(vi)	0.0	-	-	-	-	-	-	-	1.4	0.0	2.8	-	-	-	-	-	-	-	-	0.1	-	0.1	-	-	-	-	-	-	-	-	5.098	
05 02 15 01 2300 116	C1	CN 1601 - pigmeat - sausages - marketing year 10/11 - R.1234/07, Art.162(1)(a)(vi)	0.0	-	-	0.4	0.1	-	-	-	-	0.2	0.2	0.3	-	-	-	0.1	-	0.0	0.2	0.0	2.8	-	0.2	0.0	0.0	0.0	0.1	-	-	-	4.644	

In EUR million

ANNEX 33
 EXPENDITURE CHARGED AGAINST THE 2011 BUDGET
 DETAILS by ITEM and by MEMBER STATE

Budget/Line	Fund source	Item	BE	BG	CZ	DK	DE	EE	IE	EL	ES	FR	IT	CY	LV	LT	LU	HU	MT	NL	AT	PL	PT	RO	SI	SK	FI	SE	UK	CE	TOTAL		
05 02 15 01 2300 117	C1	CN 1602 - pigmeat - other preparations - marketing year 10/11 - R.1234/07, Art.162(1)(a)(vi)	0.2	-	-	0.3	-	-	-	-	0.1	-	0.1	-	-	-	-	0.0	-	0.0	2.1	0.5	-	-	-	-	-	-	-	0.1	-	3.459	
05 02 15 01 2300 118	C1	CN 0210 - pigmeat - dried, salted meats etc. - marketing year 11/12 - R.1234/07, Art.162(1)(a)(vi)	-	-	-	0.0	-	-	-	-	0.0	-	-	-	-	-	-	-	-	0.0	0.0	-	-	-	0.0	-	-	-	-	0.0	-	0.103	
05 02 15 01 2300 119	C1	CN 1601 - pigmeat, sausages - marketing year 11/12 - R.1234/07, Art.162(1)(a)(vi)	0.0	-	-	0.1	0.0	-	-	-	0.0	-	-	-	-	-	-	0.0	-	0.0	0.0	-	-	-	0.0	-	-	-	-	0.0	-	0.180	
05 02 15 01 2300 120	C1	CN 1602 - pigmeat - other preparations - marketing year 11/12 - R.1234/07, Art.162(1)(a)(vi)	0.0	-	-	0.0	-	-	-	-	0.0	-	-	-	-	-	-	0.0	-	0.0	0.0	-	-	-	-	-	-	-	-	0.0	-	0.104	
05 02 15 01 2300 121	C1	Refunds for pigmeat	0.2	-	-	0.8	0.3	-	-	0.0	2.0	0.3	6.5	0.0	-	-	-	0.1	-	0.0	1.2	2.3	4.0	-	0.5	0.0	-	0.0	0.7	-	19.120		
05 02 15 02 2301 001	C1	Art.31(1)(f) - DK	-	-	-	0.1	-	-	-	-	-	-	-	-	-	-	-	-	-	-	-	-	-	-	-	-	-	-	-	-	0.067		
05 02 15 02 2301 001	NA	Private storage - pigmeat - others - R.1234/07, Art.31(1)(f) - DK	-	-	-	-	-	-	-	-	-	-	-	-	-	-	-	-	-	-	-	-	-	-	-	-	-	-	-	-	-	-	
05 02 15 02 2301 001	NA	Private storage - pigmeat - others - R.1234/07, Art.31(1)(f) - DK	-	-	-	0.1	-	-	-	-	-	-	-	-	-	-	-	-	-	-	-	-	-	-	-	-	-	-	-	-	-	0.067	
05 02 15 02 2301 002	C1	Private storage - pigmeat - R.1234/07, Art.31(1)(f); R.1278/08; R.1329/08 - IE,UK	-	-	-	-	-	-	0.0	-	-	-	-	-	-	-	-	-	-	-	-	-	-	-	-	-	-	-	-	-	-	0.009	
05 02 15 02 2301 002	NA	Private storage - pigmeat - R.1234/07, Art.31(1)(f); R.1278/08; R.1329/08 - IE,UK	-	-	-	-	-	-	0.0	-	-	-	-	-	-	-	-	-	-	-	-	-	-	-	-	-	-	-	-	-	-	0.009	
05 02 15 02 2301 003	C1	Private storage costs - advances - R.1234/07, Art.31(1)(f); R.68/11 - EU 27	-	-	-	2.6	-	-	-	-	-	-	-	-	-	-	-	1.7	-	-	-	-	0.1	0.2	-	-	-	-	-	-	-	4.562	
05 02 15 02 2301 003	NA	Private storage costs - advances - R.1234/07, Art.31(1)(f); R.68/11 - EU 27	-	-	-	-	-	-	-	-	-	-	-	-	-	-	-	-	-	-	-	-	-	-	-	-	-	-	-	-	-	-	
05 02 15 02 2301 003	NA	Private storage costs - balance - R.1234/07, Art.31(1)(f); R.68/11 - EU 27	-	-	-	2.6	-	-	-	-	-	-	-	-	-	-	-	1.7	-	-	-	-	0.1	0.2	-	-	-	-	-	-	-	4.562	
05 02 15 02 2301 004	C1	Private storage costs - balance - R.1234/07, Art.31(1)(f); R.68/11 - EU 27	-	-	-	0.2	-	-	-	-	-	0.2	-	-	-	-	-	-	-	0.1	-	-	-	-	-	-	-	-	-	-	-	1.122	
05 02 15 02 2301 004	NA	Private storage costs - balance - R.1234/07, Art.31(1)(f); R.68/11 - EU 27	-	-	-	-	-	-	-	-	-	-	-	-	-	-	-	-	-	-	-	-	-	-	-	-	-	-	-	-	-	-	
05 02 15 02 2301 004	NA	Private storage costs - balance - R.1234/07, Art.31(1)(f); R.68/11 - EU 27	-	-	-	0.2	-	-	-	-	-	0.2	-	-	-	-	-	0.1	-	-	-	-	-	-	-	-	-	-	-	-	-	1.122	
05 02 15 02 2301 005	C1	Private storage costs - payments 100% - R.1234/07, Art.31(1)(f); R.68/11 - EU 27	1.1	-	0.1	3.2	18.1	0.1	0.5	-	11.0	1.2	5.0	-	-	-	-	0.8	-	4.5	0.9	2.2	0.7	0.2	-	-	0.4	0.5	-	-	-	50.564	
05 02 15 02 2301 005	NA	Private storage costs - payments 100% - R.1234/07, Art.31(1)(f); R.68/11 - EU 27	-	-	-	-	-	-	-	-	-	-	-	-	-	-	-	-	-	-	-	-	-	-	-	-	-	-	-	-	-	-	
05 02 15 02 2301 005	NA	Private storage costs - payments 100% - R.1234/07, Art.31(1)(f); R.68/11 - EU 27	-	-	-	0.1	3.2	18.1	0.1	0.5	-	11.0	1.2	5.0	-	-	-	0.8	-	4.5	0.9	2.2	0.7	0.2	-	-	0.4	0.5	-	-	-	50.564	
05 02 15 02	C1	Intervention for pigmeat	1.1	-	0.1	6.1	18.1	0.1	0.5	-	11.0	1.2	5.2	-	-	-	-	0.8	-	6.3	0.9	2.2	0.8	0.4	-	-	0.4	0.5	-	-	-	56.325	
05 02 15 02	NA	Intervention for pigmeat	-	-	-	-	-	-	-	-	-	-	-	-	-	-	-	-	-	-	-	-	-	-	-	-	-	-	-	-	-	-	
05 02 15 02	NA	Intervention for pigmeat	-	-	-	0.1	6.1	18.1	0.1	0.5	-	11.0	1.2	5.2	-	-	-	0.8	-	6.3	0.9	2.2	0.8	0.4	-	-	0.4	0.5	-	-	-	56.325	
05 02 15 03 2302 001	C1	Exceptional market-support measures - R.2759/75; R.1234/07	-	-	-	-	-	-	-	-	-	-	-	-	-	-	-	-	-	-	-	-	-	-	-	-	-	-	-	-	-	-	-
05 02 15 03	C1	Exceptional market-support measures for pigmeat	-	-	-	-	-	-	-	-	-	-	-	-	-	-	-	-	-	-	-	-	-	-	-	-	-	-	-	-	-	-	-
05 02 15 04 2310 103	C1	Eggs for hatching - marketing year 08/09 and earlier - R.2771/75, Art.8	0.0	-	-	-	-	-	-	-	-	0.0	-	-	-	-	-	-	-	-	-	-	-	-	-	-	-	-	-	-	-	-	0.001
05 02 15 04 2310 104	C1	Eggs in shells - marketing year 08/09 and earlier - R.2771/75, Art.8	-	-	-	-	-	-	-	-	-	-	-	-	-	-	-	-	-	-	-	-	-	-	-	-	-	-	-	-	-	-	-
05 02 15 04 2310 105	C1	Egg products - marketing year 08/09 and earlier - R.2771/75, Art.8	-	-	-	0.0	-	-	-	-	0.0	0.0	-	-	-	-	-	-	-	-	-	-	-	-	-	-	-	-	-	-	-	-	0.009
05 02 15 04 2310 106	C1	CN 0407 - eggs in shells - eggs for hatching - marketing year 09/10 - R.1234/07, Art.162a(vii)	0.0	-	0.0	-	0.0	-	-	-	-	-	-	-	-	-	-	0.0	-	0.0	-	-	-	-	-	-	0.0	0.0	-	-	-	-	0.036
05 02 15 04 2310 107	C1	CN 0407 - eggs in shells - others - marketing year 09/10 - R.1234/07, Art.162a(vii)	-	-	-	-	-	-	-	-	-	-	-	-	-	-	-	-	-	-	-	-	-	-	-	-	-	-	-	-	-	-	-
05 02 15 04 2310 108	C1	CN 0408 - eggs not in shells - marketing year 09/10 - R.1234/07, Art.162a(vii)	0.0	-	-	-	0.0	0.0	-	-	0.1	0.2	0.0	-	-	-	-	-	-	0.0	0.0	-	-	-	-	-	-	-	-	-	-	-	0.384
05 02 15 04 2310 109	C1	year 10/11 - R.1234/07, Art.162(1)(a)(vii)	0.0	-	0.1	0.0	0.1	-	-	-	0.0	0.0	-	-	-	-	-	0.0	-	0.4	-	-	-	0.0	0.0	0.0	0.0	0.0	-	-	-	-	0.723
05 02 15 04 2310 110	C1	CN 0407 - eggs in shells - others - marketing year 10/11 - R.1234/07, Art.162(1)(a)(vii)	-	-	-	-	-	-	-	-	-	-	-	-	-	-	-	-	-	-	-	-	0.0	-	-	-	-	-	-	-	-	-	0.014
05 02 15 04 2310 111	C1	CN 0408 - eggs not in shells - marketing year 10/11 - R.1234/07, Art.162(1)(a)(vii)	0.0	0.0	-	0.1	0.1	0.0	-	0.1	0.1	0.5	0.3	-	-	-	-	-	-	0.3	0.0	0.0	-	-	-	-	-	-	-	-	-	-	1.434

In EUR million

ANNEX 33
 EXPENDITURE CHARGED AGAINST THE 2011 BUDGET
 DETAILS by ITEM and by MEMBER STATE

Budget Line	Fund source	Item	BE	BG	CZ	DK	DE	EE	IE	EL	ES	FR	IT	CY	LV	LT	LU	HU	MT	NL	AT	PL	PT	RO	SI	SK	FI	SE	UK	CE	TOTAL	
05 02 15 04 2310 112	C1	CN 0407 - eggs in shells - eggs for hatching - marketing year 11/12 - R.1234/07, Art.162(1)(a)(vii)	0.0	-	0.0	0.0	-	-	-	-	-	0.0	-	-	-	-	-	0.0	-	0.0	-	-	-	-	0.0	-	-	-	-	-	0.090	
05 02 15 04 2310 113	R	CN 0407 - eggs in shells - others - marketing year 11/12 - R.1234/07, Art.162(1)(a)(vii)	-	-	-	-	-	-	-	-	-	-	-	-	-	-	-	-	-	-	-	-	-	-	-	-	-	-	-	-	-	
05 02 15 04 2310 114	C1	CN 0408 - eggs not in shells - marketing year 11/12 - R.1234/07, Art.162(1)(a)(viii)	-	-	0.0	0.0	-	-	-	-	-	-	-	-	-	-	-	0.0	-	0.0	0.0	-	-	-	-	-	-	-	-	-	0.092	
05 02 15 04	C1	Refunds for eggs	0.1	0.0	0.1	0.2	0.0	-	-	0.1	0.2	0.7	0.3	-	-	-	-	0.0	-	0.7	0.1	0.0	-	0.0	0.0	0.0	0.0	0.0	0.1	-	2.784	
05 02 15 05 2311 099	C1	Refunds for poultry - chicks - marketing year 09/09 and earlier - R.2777/75, Art.8	-	-	-	0.0	-	-	-	-	-	-	-	-	-	-	-	-	-	-	-	-	-	-	-	-	-	-	-	-	0.001	
05 02 15 05 2311 099	NA	Refunds for poultry - chicks - marketing year 09/09 and earlier - R.2777/75, Art.8	-	-	-	-	-	-	-	-	-	-	-	-	-	-	-	-	-	-	-	-	-	-	-	-	-	-	-	-	-	
05 02 15 05 2311 099	C1	Refunds for poultry - other poultry - marketing year 08/09 and earlier - R.2777/75, Art.8	-	-	-	-	-	-	-	-	-	-	-	-	-	-	-	-	-	-	-	-	-	-	-	-	-	-	-	-	0.001	
05 02 15 05 2311 100	C1	Refunds for poultry - live - marketing year 09/10 - R.1234/07, Art.162a(vii)	-	-	-	-	-	-	-	-	-	-	-	-	-	-	-	-	-	-	-	-	-	-	-	-	-	-	-	-	-	-
05 02 15 05 2311 101	C1	Refunds for poultry - live - marketing year 09/10 - R.1234/07, Art.162a(viii)	-	-	-	-	-	-	-	-	-	-	-	-	-	-	-	-	-	-	-	-	-	-	-	-	-	-	-	-	-	-
05 02 15 05 2311 101	NA	Refunds for poultry - live - marketing year 09/10 - R.1234/07, Art.162a(viii)	-	-	-	-	-	-	-	-	-	-	-	-	-	-	-	-	-	-	-	-	-	-	-	-	-	-	-	-	-	-
05 02 15 05 2311 101	C1	Refunds for poultry - meat - marketing year 09/10 - R.1234/07, Art.162a(viii)	-	-	-	-	-	-	-	-	-	-	-	-	-	-	-	-	-	-	-	-	-	-	-	-	-	-	-	-	-	-
05 02 15 05 2311 102	C1	Refunds for poultry - meat - marketing year 09/10 - R.1234/07, Art.162a(viii)	-	-	-	-	-	-	-	-	-	-	-	-	-	-	-	-	-	-	-	-	-	-	-	-	-	-	-	-	-	-
05 02 15 05 2311 102	NA	Refunds for poultry - meat - marketing year 09/10 - R.1234/07, Art.162a(viii)	-	-	-	-	-	-	-	-	-	-	-	-	-	-	-	-	-	-	-	-	-	-	-	-	-	-	-	-	-	-
05 02 15 05 2311 102	C1	Refunds for poultry - live - marketing year 10/11 - R.1234/07, Art.162(1)(a)(viii)	-	-	0.0	0.5	-	-	-	-	-	2.0	0.4	-	-	-	-	-	-	-	-	-	-	-	-	-	-	-	-	-	-	3.139
05 02 15 05 2311 102	NA	Refunds for poultry - live - marketing year 10/11 - R.1234/07, Art.162(1)(a)(viii)	-	-	-	-	-	-	-	-	-	-	-	-	-	-	-	-	-	-	-	-	-	-	-	-	-	-	-	-	-	-
05 02 15 05 2311 103	C1	Refunds for poultry - live - marketing year 10/11 - R.1234/07, Art.162(1)(a)(viii)	-	-	0.0	0.0	-	-	-	-	-	2.0	0.4	-	-	-	-	-	-	-	-	-	-	-	-	-	-	-	-	-	-	3.139
05 02 15 05 2311 103	NA	Refunds for poultry - live - marketing year 10/11 - R.1234/07, Art.162(1)(a)(viii)	-	-	-	-	-	-	-	-	-	-	-	-	-	-	-	-	-	-	-	-	-	-	-	-	-	-	-	-	-	-
05 02 15 05 2311 103	NA	Refunds for poultry - live - marketing year 10/11 - R.1234/07, Art.162(1)(a)(viii)	-	-	-	-	-	-	-	-	-	-	-	-	-	-	-	-	-	-	-	-	-	-	-	-	-	-	-	-	-	-
05 02 15 05 2311 103	C1	Refunds for poultry - meat - marketing year 10/11 - R.1234/07, Art.162(1)(a)(viii)	-	-	0.0	0.0	-	-	-	-	-	0.0	0.0	-	-	-	-	-	-	-	-	-	-	-	-	-	-	-	-	-	-	0.129
05 02 15 05 2311 104	C1	Refunds for poultry - meat - marketing year 10/11 - R.1234/07, Art.162(1)(a)(viii)	-	-	1.5	2.5	-	-	-	-	-	66.0	0.3	-	-	-	-	-	-	-	-	-	-	-	-	-	-	-	-	-	-	71.817
05 02 15 05 2311 104	NA	Refunds for poultry - meat - marketing year 10/11 - R.1234/07, Art.162(1)(a)(viii)	-	-	-	-	-	-	-	-	-	-	-	-	-	-	-	-	-	-	-	-	-	-	-	-	-	-	-	-	-	-
05 02 15 05 2311 104	NA	Refunds for poultry - meat - marketing year 10/11 - R.1234/07, Art.162(1)(a)(viii)	-	-	-	-	-	-	-	-	-	-	-	-	-	-	-	-	-	-	-	-	-	-	-	-	-	-	-	-	-	-
05 02 15 05 2311 104	C1	Refunds for poultry - meat - marketing year 11/12 - R.1234/07, Art.162(1)(a)(viii)	-	-	0.0	0.4	-	-	-	-	-	66.0	0.3	-	-	-	-	-	-	-	-	-	-	-	-	-	-	-	-	-	-	71.817
05 02 15 05 2311 105	C1	Refunds for poultry - live - marketing year 11/12 - R.1234/07, Art.162(1)(a)(viii)	-	-	0.0	0.0	-	-	-	-	-	-	-	-	-	-	-	-	-	-	-	-	-	-	-	-	-	-	-	-	-	0.009
05 02 15 05 2311 105	NA	Refunds for poultry - live - marketing year 11/12 - R.1234/07, Art.162(1)(a)(viii)	-	-	-	-	-	-	-	-	-	-	-	-	-	-	-	-	-	-	-	-	-	-	-	-	-	-	-	-	-	-
05 02 15 05 2311 105	NA	Refunds for poultry - live - marketing year 11/12 - R.1234/07, Art.162(1)(a)(viii)	-	-	-	-	-	-	-	-	-	-	-	-	-	-	-	-	-	-	-	-	-	-	-	-	-	-	-	-	-	-
05 02 15 05 2311 106	C1	Refunds for poultry - meat - marketing year 11/12 - R.1234/07, Art.162(1)(a)(viii)	-	-	0.0	0.0	-	-	-	-	-	6.5	-	-	-	-	-	-	-	-	-	-	-	-	-	-	-	-	-	-	-	6.643
05 02 15 05 2311 106	NA	Refunds for poultry - meat - marketing year 11/12 - R.1234/07, Art.162(1)(a)(viii)	-	-	-	-	-	-	-	-	-	-	-	-	-	-	-	-	-	-	-	-	-	-	-	-	-	-	-	-	-	-
05 02 15 05 2311 106	NA	Refunds for poultry - meat - marketing year 11/12 - R.1234/07, Art.162(1)(a)(viii)	-	-	-	-	-	-	-	-	-	-	-	-	-	-	-	-	-	-	-	-	-	-	-	-	-	-	-	-	-	-
05 02 15 05 2311 106	C1	Refunds for poultrymeat	0.0	0.5	0.0	1.6	3.0	-	-	0.0	0.0	74.5	0.7	-	-	-	-	0.4	-	0.5	-	0.2	0.0	0.3	-	-	-	-	-	-	-	6.643
05 02 15 05	NA	Refunds for poultrymeat	-	-	-	-	-	-	-	-	-	-	-	-	-	-	-	-	-	-	-	-	-	-	-	-	-	-	-	-	-	-
05 02 15 05	NA	Refunds for poultrymeat	-	-	-	-	-	-	-	-	-	-	-	-	-	-	-	-	-	-	-	-	-	-	-	-	-	-	-	-	-	-
05 02 15 06 2320 010	C1	Programme 2007 and earlier - R.797/04, Art.4	-	-	-	-	-	-	-	-	-	-	-	-	-	-	-	-	-	-	-	-	-	-	-	-	-	-	-	-	-	-
05 02 15 06 2320 011	C1	Programme 2008 - R.797/04, Art.4	-	-	-	-	-	-	-	-	-	-	-	-	-	-	-	-	-	-	-	-	-	-	-	-	-	-	-	-	-	-
05 02 15 06 2320 012	C1	Programme 2009 - R.1234/07, Art.108	-	-	-	-	-	-	-	-	-	-	-	-	-	-	-	-	-	-	-	-	-	-	-	-	-	-	-	-	-	-
05 02 15 06 2320 013	C1	Programme 2010 - R.1234/07, Art.108	-	-	-	-	-	-	-	-	-	-	-	-	-	-	-	-	-	-	-	-	-	-	-	-	-	-	-	-	-	-
05 02 15 06 2320 014	C1	Programme 2011 - R.1234/07, Art.108	0.3	1.2	1.2	0.2	1.2	0.0	0.0	2.6	4.6	2.4	2.8	0.1	0.1	0.3	0.0	1.9	0.0	0.2	0.8	2.3	1.0	2.9	0.3	0.6	0.1	0.2	0.7	-	28.205	
05 02 15 06	C1	Specific aid for bee-keeping	0.3	1.2	1.2	0.2	1.3	0.0	0.0	2.6	4.7	2.4	2.8	0.1	0.1	0.3	0.0	1.9	0.0	0.2	0.8	2.3	1.1	2.9	0.3	0.6	0.1	0.2	0.7	-	28.380	
05 02 15 07		Exceptional market-support measures for the poultrymeat and eggs sector	-	-	-	-	-	-	-	-	-	-	-	-	-	-	-	-	-	-	-	-	-	-	-	-	-	-	-	-	-	
05 02 15 99 2390 020		Others - R.2759/75; R.2771/75; R.2777/75; R.797/04	-	-	-	-	-	-	-	-	-	-	-	-	-	-	-	-	-	-	-	-	-	-	-	-	-	-	-	-	-	-

In EUR million

ANNEX 33
 EXPENDITURE CHARGED AGAINST THE 2011 BUDGET
 DETAILS by ITEM and by MEMBER STATE

Budget/Line	Fund source	Item	BE	BG	CZ	DK	DE	EE	IE	EL	ES	FR	IT	CY	LV	LT	LU	HU	MT	NL	AT	PL	PT	RO	SI	SK	FI	SE	UK	CE	TOTAL		
05 02 16 01 0000 026		Aid for diversification - payments 03/2010 - R.320/06. Art.6 - BE, BG, CZ, DK, DE, IE, EL, ES, FR, IT, LV, LT, HU, NL, AT, PL, PT, RO, SI, SK, FI, SE, UK	-	-	-	-	0.1	-	-	-	-	-	-	-	-	-	-	-	-	-	-	-	-	-	-	-	-	-	-	-	-	0.074	
05 02 16 01 0000 027	C4	Aid for diversification - payments 09/2010 - R.320/06. Art.6 - BE, BG, CZ, DK, DE, IE, EL, ES, FR, IT, LV, LT, HU, NL, AT, PL, PT, RO, SI, SK, FI, SE, UK	-0.8	-	-	-	-0.0	-	-	-0.0	-	-	-	-	-	-	-	-	-	-1.0	-	-	-	-	-	-	-	-	-	-	-	-1.776	
05 02 16 01 0000 027	C5	Aid for diversification - payments 09/2010 - R.320/06. Art.6 - BE, BG, CZ, DK, DE, IE, EL, ES, FR, IT, LV, LT, HU, NL, AT, PL, PT, RO, SI, SK, FI, SE, UK	0.8	-	-	-	-	-	-	5.5	-	-	-	-	-	-	-	-	-	1.0	-	-	-	-	-	-	-	-	-	-	-	7.240	
05 02 16 01 0000 027		Aid for diversification - payments 03/2011 - R.320/06. Art.6 - BE, BG, CZ, DK, DE, IE, EL, ES, FR, IT, LV, LT, HU, NL, AT, PL, PT, RO, SI, SK, FI, SE, UK	-	-	-	-	-0.0	-	-	5.5	-	-	-	-	-	-	-	-	-	-	-	-	-	-	-	-	-	-	-	-	-	5.463	
05 02 16 01 0000 028	C4	Aid for diversification - payments 03/2011 - R.320/06. Art.6 - BE, BG, CZ, DK, DE, IE, EL, ES, FR, IT, LV, LT, HU, NL, AT, PL, PT, RO, SI, SK, FI, SE, UK	-	-	-	-0.0	-	-	-	-	-	-0.0	-	-	-	-	-	-	-	-	-	-0.0	-	-	-	-	-	-	-	-	-	-0.002	
05 02 16 01 0000 028	C5	Aid for diversification - payments 03/2011 - R.320/06. Art.6 - BE, BG, CZ, DK, DE, IE, EL, ES, FR, IT, LV, LT, HU, NL, AT, PL, PT, RO, SI, SK, FI, SE, UK	1.9	-	-	3.2	6.1	-	-	12.3	17.8	22.6	-	2.1	-	-	-	4.6	-	3.9	1.1	4.9	0.8	-	-	-	-	1.5	1.9	-	-	84.791	
05 02 16 01 0000 028		Aid for diversification - payments 09/2011 - R.320/06. Art.6 - BE, BG, CZ, DK, DE, IE, EL, ES, FR, IT, LV, LT, HU, NL, AT, PL, PT, RO, SI, SK, FI, SE, UK	1.9	-	-	3.2	6.1	-	-	12.3	17.8	22.6	-	2.1	-	-	-	4.6	-	3.9	1.1	4.9	0.8	-	-	-	-	1.5	1.9	-	-	84.789	
05 02 16 01 0000 029	C5	Additional aid for diversification - payments 09/2007 - R.320/06. Art.7 - IE, IT, PT	5.2	-	-	-	6.8	-	-	17.2	11.1	12.6	-	1.1	0.1	-	-	7.2	-	0.6	0.0	7.0	-	-	-	-	-	0.7	2.2	-	-	71.777	
05 02 16 01 0000 041		Additional aid for diversification - payments 03/2008 - R.320/06. Art.7 - EL, IE, IT, LV, PT, SI	-	-	-	-	-	-	-	-	-	-	-	-	-	-	-	-	-	-	-	-	-	-	-	-	-	-	-	-	-	-	
05 02 16 01 0000 042		Additional aid for diversification - payments 09/2008 - R.320/06. Art.7 - EL, IE, IT, LV, PT, SI	-	-	-	-	-	-	-	-	-	-	-	-	-	-	-	-	-	-	-	-	-	-	-	-	-	-	-	-	-	-	-
05 02 16 01 0000 043		Additional aid for diversification - payments 03/2009 - R.320/06. Art.7 - BG, IE, EL, IT, LV, HU, PT, SI, SK	-	-	-	-	-	-	-	-	-	-	-	-	-	-	-	-	-	-	-	-	-	-	-	-	-	-	-	-	-	-	-
05 02 16 01 0000 044		Additional aid for diversification - payments 09/2009 - R.320/06. Art.7 - BG, IE, EL, IT, LV, HU, PT, SI, SK	-	-	-	-	-	-	-	-	-	-	-	-	-	-	-	-	-	-	-	-	-	-	-	-	-	-	-	-	-	-	-
05 02 16 01 0000 045		Additional aid for diversification - payments 03/2010 - R.320/06. Art.7 - BG, IE, EL, ES, IT, LV, HU, PT, SI, SK	-	-	-	-	-	-	-	-	-	-	-	-0.2	-	-	-	-	-	-	-	-	-	-	-	-	-	-	-	-	-	-	-0.212
05 02 16 01 0000 046	C5	Additional aid for diversification - payments 03/2010 - R.320/06. Art.7 - BG, IE, EL, ES, IT, LV, HU, PT, SI, SK	-	-	-	-	-	-	-	-	-	-	0.0	-	-	-	-	-	-	-	-	-	-	-	-	-	-	-	-	-	-	-	0.006
05 02 16 01 0000 046		Additional aid for diversification - payments 03/2010 - R.320/06. Art.7 - BG, IE, EL, ES, IT, LV, HU, PT, SI, SK	-	-	-	-	-	-	-	-	-	-	-0.2	-	-	-	-	-	-	-	-	-	-	-	-	-	-	-	-	-	-	-	-0.207
05 02 16 01 0000 047	C5	Additional aid for diversification - payments 09/2010 - R.320/06. Art.7 - BG, IE, EL, ES, IT, LV, HU, PT, SI, SK	-	-	-	-	-	-	-	-	-	-	-	-	-	-	-	-	-	-	-	-	3.5	-	-	-	-	-	-	-	-	-	3.497
05 02 16 01 0000 048	C4	Additional aid for diversification - payments 03/2011 - R.320/06. Art.7 - BG, IE, EL, ES, IT, LV, HU, PT, SI, SK	-	-	-	-	-	-	-	-0.0	-	-	-	-	-	-	-	-	-	-	-	-	-	-	-	-	-	-	-	-	-	-	-0.004
05 02 16 01 0000 048	C5	Additional aid for diversification - payments 03/2011 - R.320/06. Art.7 - BG, IE, EL, ES, IT, LV, HU, PT, SI, SK	-	-	-	-	-	-	-	1.2	-	11.1	-	-	-	-	-	-	-	-	-	-	-	-	-	0.1	-	-	-	-	-	-	12.430
05 02 16 01 0000 048		Additional aid for diversification - payments 03/2011 - R.320/06. Art.7 - BG, IE, EL, ES, IT, LV, HU, PT, SI, SK	-	-	-	-	-	-	-	1.2	-	11.1	-	-	-	-	-	-	-	-	-	-	-	-	-	0.1	-	-	-	-	-	-	12.426
05 02 16 01 0000 049	C5	Additional aid for diversification - payments 09/2011 - R.320/06. Art.7 - BG, IE, EL, ES, IT, LV, HU, PT, SI, SK	-	-	-	-	-	-	-	1.9	-	-	-	-	-	-	-	-	-	-	-	-	-	-	-	-	-	-	-	-	-	-	2.872
05 02 16 01 0000 061		Transitional aid to full-time refiners - 40% advance, 100% - R.320/06. Art.8 - FR, PT, SI, FI, UK	-	-	-	-	-	-	-	-	-	-	-	-	-	-	-	-	-	-	-	-	-	-	-	-	-	-	-	-	-	-	-
05 02 16 01 0000 062		Transitional aid to full-time refiners - 60% balance - R.320/06. Art.8	-	-	-	-	-	-	-	-	-	-	-	-	-	-	-	-	-	-	-	-	-	-	-	-	-	-	-	-	-	-	-

In EUR million

ANNEX 33
 EXPENDITURE CHARGED AGAINST THE 2011 BUDGET
 DETAILS by ITEM and by MEMBER STATE

Budget Line	Fund source	Item	BE	BG	CZ	DK	DE	EE	IE	EL	ES	FR	IT	CY	LV	LT	LU	HU	MT	NL	AT	PL	PT	RO	SI	SK	FI	SE	UK	CE	TOTAL			
05 03 01 01 0000 007		Single Payment Scheme - 0% modulation - R.73/09, title III - calendar year 2009 - BE, DK, DE, IE, EL, ES, FR, IT, LU, MT, NL, AT, PT, SI, FI, SE	0.1	-	-	0.1	0.2	-	1.1	3.4	0.8	-	6.9	-	-	-	0.0	-	0.0	0.0	-0.3	-	0.4	-	0.1	-	-0.0	0.1	-	-	-	12.872		
05 03 01 01 0000 008	C1	Single Payment Scheme - payments 5.000 €-300.000 € - 7% modulation - R.73/09, title III - calendar year 2009 - BE, DK, DE, IE, EL, ES, FR, IT, LU, NL, AT, PT, FI, SE	0.1	-	-	0.2	0.7	-	1.0	3.0	1.7	2.0	10.0	-	-	-	0.0	-	0.1	-0.2	-	-	0.4	-	-	-	0.0	0.6	-	-	-	19.477		
05 03 01 01 0000 008	C5	Single Payment Scheme - payments 5.000 €-300.000 € - 7% modulation - R.73/09, title III - calendar year 2009 - BE, DK, DE, IE, EL, ES, FR, IT, LU, NL, AT, PT, FI, SE	-	-	-	0.0	0.1	-	0.1	-	-	-	-	-	-	-	-	-	0.0	-	-	-	-	-	-	-	0.0	0.2	-	-	-	0.419		
05 03 01 01 0000 008	NA	Single Payment Scheme - payments 5.000 €-300.000 € - 7% modulation - R.73/09, title III - calendar year 2009 - BE, DK, DE, IE, EL, ES, FR, IT, LU, NL, AT, PT, FI, SE	-	-	-	-	-	-	-	-	-	-	-	-	-	-	-	-	-	-	-	-	-	-	-	-	-	-	-	-	-	-	-	
05 03 01 01 0000 008		Single Payment Scheme - payments 5.000 €-300.000 € - 7% modulation - R.73/09, title III - calendar year 2009 - BE, DK, DE, IE, EL, ES, FR, IT, LU, NL, AT, PT, FI, SE	0.1	-	-	0.2	0.8	-	1.1	3.0	1.7	2.0	10.0	-	-	-	0.0	-	0.1	-0.2	-	-	0.4	-	-	-	0.0	0.7	-	-	-	19.897		
05 03 01 01 0000 009	C1	Single Payment Scheme - payments > 300.000 € - 11% modulation - R.73/09, title III - calendar year 2009 - BE, DK, DE, IE, EL, ES, FR, IT, LU, NL, AT, PT, FI, SE	0.0	-	-	0.1	0.2	-	-	-	-	-	0.4	-	-	-	-	-	-	-	-	-	-	0.0	-	-	-	-	-	-	-	-	0.737	
05 03 01 01 0000 009	C5	Single Payment Scheme - payments > 300.000 € - 11% modulation - R.73/09, title III - calendar year 2009 - BE, DK, DE, IE, EL, ES, FR, IT, LU, NL, AT, PT, FI, SE	-	-	-	0.0	0.0	-	-	-	-	-	-	-	-	-	-	-	-	-	-	-	-	-	-	-	-	-	-	-	-	-	0.000	
05 03 01 01 0000 009	NA	Single Payment Scheme - payments > 300.000 € - 11% modulation - R.73/09, title III - calendar year 2009 - BE, DK, DE, IE, EL, ES, FR, IT, LU, NL, AT, PT, FI, SE	-	-	-	-	-	-	-	-	-	-	-	-	-	-	-	-	-	-	-	-	-	-	-	-	-	-	-	-	-	-	-	-
05 03 01 01 0000 009		Single Payment Scheme - payments > 300.000 € - 11% modulation - R.73/09, title III - calendar year 2009 - BE, DK, DE, IE, EL, ES, FR, IT, LU, NL, AT, PT, FI, SE	0.0	-	-	0.1	0.2	-	-	-	-	-	0.4	-	-	-	-	-	-	-	-	-	0.0	-	-	-	-	-	-	-	-	-	0.737	
05 03 01 01 0000 011	C1	Single Payment Scheme - payments > 5.000 € - 14% modulation - R.73/09, title III - calendar year 2009 - England, UK	-	-	-	-	-	-	-	-	-	-	-	-	-	-	-	-	-	-	-	-	-	-	-	-	-	-	3.8	-	-	3.817		
05 03 01 01 0000 011	NA	Single Payment Scheme - payments > 5.000 € - 14% modulation - R.73/09, title III - calendar year 2009 - England, UK	-	-	-	-	-	-	-	-	-	-	-	-	-	-	-	-	-	-	-	-	-	-	-	-	-	-	-	-	-	-	-	-
05 03 01 01 0000 011		Single Payment Scheme - payments > 5.000 € - 14% modulation - R.73/09, title III - calendar year 2009 - England, UK	0.0	-	-	0.1	0.2	-	-	-	-	-	0.4	-	-	-	-	-	-	-	-	-	0.0	-	-	-	-	-	-	-	-	-	0.737	
05 03 01 01 0000 012	C1	Single Payment Scheme - payments > 5.000 € - 19% modulation - R.73/09, title III - calendar year 2009 - England, UK	-	-	-	-	-	-	-	-	-	-	-	-	-	-	-	-	-	-	-	-	-	-	-	-	-	-	5.5	-	-	5.453		
05 03 01 01 0000 012	NA	Single Payment Scheme - payments > 5.000 € - 19% modulation - R.73/09, title III - calendar year 2009 - England, UK	-	-	-	-	-	-	-	-	-	-	-	-	-	-	-	-	-	-	-	-	-	-	-	-	-	-	-	-	-	-	-	-
05 03 01 01 0000 012		Single Payment Scheme - payments > 5.000 € - 19% modulation - R.73/09, title III - calendar year 2009 - England, UK	0.0	-	-	0.1	0.2	-	-	-	-	-	0.4	-	-	-	-	-	-	-	-	-	0.0	-	-	-	-	-	-	-	-	-	0.737	
05 03 01 01 0000 013	C1	Single Payment Scheme - payments > 5.000 € - 7% modulation - R.73/09, title III - calendar year 2009 - Northern Ireland, UK	-	-	-	-	-	-	-	-	-	-	-	-	-	-	-	-	-	-	-	-	-	-	-	-	-	-	0.5	-	-	0.521		
05 03 01 01 0000 013	NA	Single Payment Scheme - payments > 5.000 € - 7% modulation - R.73/09, title III - calendar year 2009 - Northern Ireland, UK	-	-	-	-	-	-	-	-	-	-	-	-	-	-	-	-	-	-	-	-	-	-	-	-	-	-	-	-	-	-	-	-
05 03 01 01 0000 013		Single Payment Scheme - payments > 5.000 € - 7% modulation - R.73/09, title III - calendar year 2009 - Northern Ireland, UK	0.0	-	-	0.1	0.2	-	-	-	-	-	0.4	-	-	-	-	-	-	-	-	-	0.0	-	-	-	-	-	-	-	-	-	0.737	

In EUR million

ANNEX 33
 EXPENDITURE CHARGED AGAINST THE 2011 BUDGET
 DETAILS by ITEM and by MEMBER STATE

Budget Line	Fund source	Item	BE	BG	CZ	DK	DE	EE	IE	EL	ES	FR	IT	CY	LV	LT	LU	HU	MT	NL	AT	PL	PT	RO	SI	SK	FI	SE	UK	CE	TOTAL		
05 03 01 01 0000 014	C1	Single Payment Scheme - payments > 5.000 € - 12% modulation - R.73/09, title III - calendar year 2009 - Northern Ireland, UK	-	-	-	-	-	-	-	-	-	-	-	-	-	-	-	-	-	-	-	-	-	-	-	-	-	-	-	-	-	0.422	
05 03 01 01 0000 014	NA	Single Payment Scheme - payments > 5.000 € - 12% modulation - R.73/09, title III - calendar year 2009 - Northern Ireland, UK	-	-	-	-	-	-	-	-	-	-	-	-	-	-	-	-	-	-	-	-	-	-	-	-	-	-	-	-	-	-	
05 03 01 01 0000 014	C1	Single Payment Scheme - payments < 5.000 € - 4.2% modulation - R.73/09, title III - calendar year 2009 - Northern Ireland, UK	-	-	-	-	-	-	-	-	-	-	-	-	-	-	-	-	-	-	-	-	-	-	-	-	-	-	-	-	-	0.422	
05 03 01 01 0000 015	C1	Single Payment Scheme - payments < 5.000 € - 4.2% modulation - R.73/09, title III - calendar year 2009 - Wales, UK	-	-	-	-	-	-	-	-	-	-	-	-	-	-	-	-	-	-	-	-	-	-	-	-	-	-	-	-	-	0.344	
05 03 01 01 0000 015	NA	Single Payment Scheme - payments < 5.000 € - 4.2% modulation - R.73/09, title III - calendar year 2009 - Wales, UK	-	-	-	-	-	-	-	-	-	-	-	-	-	-	-	-	-	-	-	-	-	-	-	-	-	-	-	-	-	-	
05 03 01 01 0000 015	C1	Single Payment Scheme - payments 5.000 €-300.000 € - 9.2% modulation - R.73/09, title III - calendar year 2009 - Wales, UK	-	-	-	-	-	-	-	-	-	-	-	-	-	-	-	-	-	-	-	-	-	-	-	-	-	-	-	-	-	0.344	
05 03 01 01 0000 016	C1	Single Payment Scheme - payments 5.000 €-300.000 € - 9.2% modulation - R.73/09, title III - calendar year 2009 - Wales, UK	-	-	-	-	-	-	-	-	-	-	-	-	-	-	-	-	-	-	-	-	-	-	-	-	-	-	-	-	-	0.591	
05 03 01 01 0000 016	NA	Single Payment Scheme - payments 5.000 €-300.000 € - 9.2% modulation - R.73/09, title III - calendar year 2009 - Wales, UK	-	-	-	-	-	-	-	-	-	-	-	-	-	-	-	-	-	-	-	-	-	-	-	-	-	-	-	-	-	-	
05 03 01 01 0000 016	C1	Single Payment Scheme - payments > 300.000 € - 11% modulation - R.73/09, title III - calendar year 2009 - Wales, UK	-	-	-	-	-	-	-	-	-	-	-	-	-	-	-	-	-	-	-	-	-	-	-	-	-	-	-	-	-	0.591	
05 03 01 01 0000 017	C1	Single Payment Scheme - payments < 5.000 € - 8.5% modulation - R.73/09, title III - calendar year 2009 - Scotland, UK	-	-	-	-	-	-	-	-	-	-	-	-	-	-	-	-	-	-	-	-	-	-	-	-	-	-	-	-	-	0.027	
05 03 01 01 0000 018	C1	Single Payment Scheme - payments > 5.000 € - 13.5% modulation - R.73/09, title III - calendar year 2009 - Scotland, UK	-	-	-	-	-	-	-	-	-	-	-	-	-	-	-	-	-	-	-	-	-	-	-	-	-	-	-	-	-	0.429	
05 03 01 01 0000 019	NA	Single Payment Scheme - payments > 5.000 € - 13.5% modulation - R.73/09, title III - calendar year 2009 - Scotland, UK	-	-	-	-	-	-	-	-	-	-	-	-	-	-	-	-	-	-	-	-	-	-	-	-	-	-	-	-	-	-	
05 03 01 01 0000 020	C1	Single Payment Scheme - 0% modulation - R.73/09, title III - calendar year 2010 - BE, DK, DE, IE, EL, ES, FR, IT, LU, MT, NL, AT, PT, SI, FI, SE	97.7	-	-	-	174.8	1 166.9	-	139.1	1 469.8	1 856.6	1 454.5	1 762.4	-	-	-	8.1	-	-	-	-	-	-	-	-	-	-	-	-	-	9 343.808	
05 03 01 01 0000 020	C5	Single Payment Scheme - 0% modulation - R.73/09, title III - calendar year 2010 - BE, DK, DE, IE, EL, ES, FR, IT, LU, MT, NL, AT, PT, SI, FI, SE	31.1	-	-	-	-	-	-	344.4	-	-	-	-	-	-	-	-	-	-	-	-	-	-	-	-	-	-	-	-	-	375.429	
05 03 01 01 0000 020	NA	Single Payment Scheme - 0% modulation - R.73/09, title III - calendar year 2010 - BE, DK, DE, IE, EL, ES, FR, IT, LU, MT, NL, AT, PT, SI, FI, SE	-	-	-	-	-	-	-	-	-	-	-	-	-	-	-	-	-	-	-	-	-	-	-	-	-	-	-	-	-	-	
05 03 01 01 0000 020	C1	Single Payment Scheme - payments 5.000 €-300.000 € - 8% modulation - R.73/09, title III - calendar year 2010 - BE, DK, DE, IE, EL, ES, FR, IT, LU, NL, AT, PT, FI, SE	128.7	-	-	-	174.8	1 166.9	-	483.5	1 469.8	1 856.6	1 454.5	1 762.4	-	-	-	8.1	-	-	-	-	-	-	-	-	-	-	-	-	-	9 719.237	
05 03 01 01 0000 021	C1	Single Payment Scheme - payments 5.000 €-300.000 € - 8% modulation - R.73/09, title III - calendar year 2010 - BE, DK, DE, IE, EL, ES, FR, IT, LU, NL, AT, PT, FI, SE	316.9	-	-	-	717.5	3 739.0	-	661.7	579.3	2 393.4	5 468.5	1 683.1	-	-	-	26.2	-	-	-	-	-	-	-	-	-	-	-	-	-	-	17 412.171
05 03 01 01 0000 021	C5	Single Payment Scheme - payments 5.000 €-300.000 € - 8% modulation - R.73/09, title III - calendar year 2010 - BE, DK, DE, IE, EL, ES, FR, IT, LU, NL, AT, PT, FI, SE	27.7	-	-	-	-	-	-	97.3	-	-	-	-	-	-	-	-	-	-	-	-	-	-	-	-	-	-	-	-	-	-	125.049

In EUR million

ANNEX 33
 EXPENDITURE CHARGED AGAINST THE 2011 BUDGET
 DETAILS by ITEM and by MEMBER STATE

Budget Line	Source Fund	Item	BE	BG	CZ	DK	DE	EE	IE	EL	ES	FR	IT	CY	LV	LT	LU	HU	MT	NL	AT	PL	PT	RO	SI	SK	FI	SE	UK	CE	TOTAL			
05 03 01 03	C1	Separate sugar payment	-	-	-	-	-	-	-	-	-	-	-	4.9	10.2	-	157.4	-	40.7	-	-	-	157.4	-	4.0	-	8.8	-	-	-	-	270.215		
05 03 01 04 0000 001	C1	Art.143(b) - calendar year 2008 - CZ, HU, PL, SK	-	-	-	-	-	-	-	-	-	-	-	-	-	-	-	0.0	-	-	-	-	-	-	-	-	-	-	-	-	-	0.000		
05 03 01 04 0000 002	C1	Art.127 - calendar year 2009 - CZ, HU, PL, SK	-	-	-	-	-	-	-	-	-	-	-	-	-	-	-	-	-	-	0.0	-	-	-	-	-	-	-	-	-	-	0.006		
05 03 01 04 0000 003	C1	Art.127 - calendar year 2010 - CZ, HU, PL, SK	-	-	0.4	-	-	-	-	-	-	-	-	-	-	-	-	4.4	-	-	-	6.7	-	-	-	-	-	-	-	-	-	12.170		
05 03 01 04	C1	Specific support - agri-environment benefits - 0% modulation - R.73/09, Art.68(1)(a)(v) - calendar year	-	-	0.4	-	-	-	-	-	-	-	-	-	-	-	-	4.4	-	-	-	6.7	-	-	-	-	-	-	-	-	-	12.177		
05 03 01 05 0000 001	C1	2010 - DK, ES, FR, IT, PT	-	-	-	0.9	-	-	-	-	3.3	15.6	18.1	-	-	-	-	-	-	-	-	-	-	5.2	-	-	-	-	-	-	43.086			
05 03 01 05 0000 002	C1	Specific support - agri-environment benefits - payments 5.000 €-300.000 € - 8% modulation - R.73/09, Art.68(1)(a)(v) - calendar year 2010 - DK, ES, FR, IT, PT	-	-	-	3.2	-	-	-	36.3	82.7	59.4	-	-	-	-	-	-	-	-	-	-	-	6.6	-	-	-	-	-	-	-	188.185		
05 03 01 05 0000 003	C1	Specific support - agri-environment benefits - payments > 300.000 € - 12% modulation - R.73/09, Art.68(1)(a)(v) - calendar year 2010 - DK, ES, FR, IT, PT	-	-	-	0.0	-	-	-	-	0.1	0.1	0.9	-	-	-	-	-	-	-	-	-	-	0.1	-	-	-	-	-	-	-	1.210		
05 03 01 05 0000 004	C1	Specific support - insurance premiums - 0% modulation - R.73/09, Art.68(1)(c) - calendar year 2010 - FR, IT, NL	-	-	-	-	-	-	-	-	-	10.3	31.3	-	-	-	-	-	-	0.8	-	-	-	-	-	-	-	-	-	-	-	-	42.372	
05 03 01 05 0000 005	C1	Specific support - insurance premiums - payments 5.000 €-300.000 € - 8% modulation - R.73/09, Art.68(1)(d) - calendar year 2010 - FR, IT, NL	-	-	-	-	-	-	-	-	-	29.6	41.6	-	-	-	-	-	-	1.5	-	-	-	-	-	-	-	-	-	-	-	-	72.671	
05 03 01 05 0000 006	C1	Specific support - insurance premiums - payments > 300.000 € - 12% modulation - R.73/09, Art.68(1)(d) - calendar year 2010 - FR, IT, NL	-	-	-	-	-	-	-	-	-	0.0	3.2	-	-	-	-	-	-	-	-	-	-	-	-	-	-	-	-	-	-	3.224		
05 03 01 05 0000 007	C1	Specific support - restructuring / development programmes - R.73/09, Art.68(1)(c) - calendar year 2010 - HU	-	-	-	-	-	-	-	-	-	-	-	-	-	-	-	-	31.1	-	-	-	-	-	-	-	-	-	-	-	-	-	31.142	
05 03 01 05 0000 008	C1	Specific support (article 68) — Decoupled direct aids - HU	-	-	-	4.0	-	-	-	-	39.8	138.2	154.5	-	-	-	-	-	31.1	-	-	-	11.9	-	-	-	-	-	-	-	-	-	381.891	
05 03 01 05 0000 009	C1	Other (decoupled direct aids)	-	-	-	-	-	-	-	-	-	-	-	-	-	-	-	-	-	-	-	-	-	-	-	-	-	-	-	-	-	-		
05 03 01 05 0000 010	C1	Decoupled direct aids	414.9	289.7	625.2	902.7	5 304.6	70.5	804.8	2 065.0	4 327.2	7 069.2	3 679.2	29.9	100.0	271.3	34.2	907.9	3.7	783.0	633.2	2 126.5	410.4	702.5	88.6	274.3	492.6	654.4	3 263.4	-	-	36 328.892		
05 03 01 05 0000 011	C5	Decoupled direct aids	58.8	-	-	0.0	0.3	-	442.0	-	-	-	-	-	-	-	-	-	0.0	0.1	-	-	0.1	-	-	-	-	-	-	-	-	501.496		
05 03 01 05 0000 012	NA	Decoupled direct aids	-	-	-	-	-	-	-	-	-	-	-	-	-	-	-	-	-	-	-	-	-	-	-	-	-	-	-	-	-	-		
05 03 01 05 0000 013	NA	Decoupled direct aids	473.7	289.7	625.2	902.8	5 304.8	70.5	1 246.8	2 065.0	4 327.2	7 069.2	3 679.2	29.9	100.0	271.3	34.2	907.9	3.7	783.1	633.2	2 126.5	410.5	702.5	88.6	274.3	492.6	654.6	3 263.4	-	-	36 830.388		
05 03 02 01 0000 004	C1	Area aid - cereals, oil-seeds, proteins, grass silage, set-aside - R.1782/03, Art.100, Art.107(6) - calendar year 2007 and earlier	-	-	-	-	0.1	-	0.0	-	0.6	0.1	-1.4	-	-	-	-	-	-	-	-	-	-	-	-	-	-	-	-	-	-	-	-0.589	
05 03 02 01 0000 005	C1	Area aid - cereals, oil-seeds, proteins, grass silage, set-aside - R.1782/03, Art.100, Art.107(6) - calendar year 2008 - ES, FR	-	-	-	-	-	-	-	-	0.0	0.0	-	-	-	-	-	-	-	-	-	-	-	-	-	-	-	-	-	-	-	-	0.037	
05 03 02 01 0000 006	C1	Area aid - cereals, oil-seeds, proteins, grass silage, set-aside - 0% modulation - R.1782/03, Art.100, Art.107(6) - calendar year 2009 - ES, FR	-	-	-	-	-	-	-	-	-	-	-	-	-	-	-	-	-	-	-	-	-	-	-	-	-	-	-	-	-	-	0.010	
05 03 02 01 0000 007	C1	Area aid - cereals, oil-seeds, proteins, grass silage, set-aside - payments 5.000 €-300.000 € - 7% modulation - R.1782/03, Art.100, Art.107(6) - calendar year 2009 - ES, FR	-	-	-	-	-	-	-	-	-	-	-	-	-	-	-	-	-	-	-	-	-	-	-	-	-	-	-	-	-	-	-	
05 03 02 01 0000 008	C1	Area aid - cereals, oil-seeds, proteins, grass silage, set-aside - payments > 300.000 € - 11% modulation - R.1782/03, Art.100, Art.107(6) - calendar year 2009 - ES, FR	-	-	-	-	-	-	-	-	-	-	-	-	-	-	-	-	-	-	-	-	-	-	-	-	-	-	-	-	-	-	-	0.246
05 03 02 01 1060 024	C1	Set-aside related to per hectare aid - non food - R.1782/03, Art.107 - calendar year 2006 and earlier	-	-	-	-	-	-	-	-	-	-	-	-	-	-	-	-	-	-	-	-	-	-	-	-	-	-	-	-	-	-	-	-0.036
05 03 02 01 1062 005	C1	Five-year set-aside - marketing year 97/98 and earlier	-	-	-	-	0.0	-	-	0.0	-	-	-	-	-	-	-	-	-	-	-	-	-	-	-	-	-	-	-	-	-	-	-0.002	
05 03 02 01	C1	Crops area payments	-	-	-	-	-	-	-	-	-	3.8	-	-	-	-	-	-	-	-	-	-	-	-	-	-	-	-	-	-	-	4.089		
05 03 02 01	C1	Supplementary aid - durum wheat - traditional production zones - R.1782/03, Art.105 - calendar year 2007 and earlier	-	-	-	-	0.1	-	0.0	-	0.6	0.3	2.4	-	-	-	-	-	-	-	-	-	-	-	-	-	-	-	-	-	-	-	3.754	
05 03 02 04 0000 004	C1	zones - R.1782/03, Art.105 - calendar year 2007 and earlier	-	-	-	-	-	-	-	-	0.1	-0.0	-0.8	-	-	-	-	-	-	-	-	-	-	-	-	-	-	-	-	-	-	-	-0.649	

In EUR million

ANNEX 33
 EXPENDITURE CHARGED AGAINST THE 2011 BUDGET
 DETAILS by ITEM and by MEMBER STATE

Budget Line	Fund source	Item	BE	BG	CZ	DK	DE	EE	IE	EL	ES	FR	IT	CY	LV	LT	LU	HU	MT	NL	AT	PL	PT	RO	SI	SK	FI	SE	UK	CE	TOTAL		
05 03 02 04 0000 005	C1	FR Supplementary aid - durum wheat - traditional production zones - R.1782/03, Art.105 - calendar year 2008 - ES.	-	-	-	-	-	-	-	-	0.0	0.0	-	-	-	-	-	-	-	-	-	-	-	-	-	-	-	-	-	-	-	0.013	
05 03 02 04 0000 006	C1	FR Supplementary aid - durum wheat - traditional production zones - 0% modulation - R.1782/03, Art.105 - calendar year 2009 - ES, FR	-	-	-	-	-	-	-	-	-0.0	-	-	-	-	-	-	-	-	-	-	-	-	-	-	-	-	-	-	-	-	-0.000	
05 03 02 04 0000 007	C1	FR Supplementary aid - durum wheat - traditional production zones - payments 5.000 €-300.000 € - 7% modulation - R.1782/03, Art.105 - calendar year 2009 - ES, FR	-	-	-	-	-	-	-	-	0.0	0.0	-	-	-	-	-	-	-	-	-	-	-	-	-	-	-	-	-	-	-	0.001	
05 03 02 04 0000 008	C1	FR Supplementary aid - durum wheat - traditional production zones - payments > 300.000 € - 11% modulation - R.1782/03, Art.105 - calendar year 2009 - ES, FR	-	-	-	-	-	-	-	-	0.0	-	-	-	-	-	-	-	-	-	-	-	-	-	-	-	-	-	-	-	-	0.001	
05 03 02 04 1800 111	C1	FR Supplementary aid for durum wheat: traditional production zones	-	-	-	-	-	-	-	-	0.2	-0.0	-0.8	-	-	-	-	-	-	-	-	-	-	-	-	-	-	-	-	-	-	-0.634	
05 03 02 05 1800 112	C1	FR Cereals - R.1782/03, Art.99 - crop 2007 and earlier	-	-	-	-	-	-	-	-	-	-	-	-	-	-	-	-	-	-	-	-	-	-	-	-	-	-	-	-	-	-	
05 03 02 05 1800 113	C1	FR Oil-seeds - R.1782/03, Art.99 - crop 2007 and earlier	-	-	-	-	-	-	-	-	-	-	-	-	-	-	-	-	-	-	-	-	-	-	-	-	-	-	-	-	-	-	
05 03 02 05 1800 114	C1	FR Graminaceous - R.1782/03, Art.99 - crop 2007 and earlier	-	-	-	-	-	-	-	-	0.0	-0.0	-0.0	-	-	-	-	-	-	-	-	-	-	-	-	-	-0.0	-	-	-	-	0.004	
05 03 02 05 1800 114	C1	FR Leguminous - R.1782/03, Art.99 - crop 2007 and earlier	-	-	-	-	-	-	-	-	-	-	0.0	-	-	-	-	-	-	-	-	-	-	-	-	-	-	-	-	-	-	0.020	
05 03 02 05 1800 114	NA	FR Leguminous - R.1782/03, Art.99 - crop 2007 and earlier	-	-	-	-	-	-	-	-	-	-	-	-	-	-	-	-	-	-	-	-	-	-	-	-	-	-	-	-	-	-	
05 03 02 05 1800 114	NA	FR Leguminous - R.1782/03, Art.99 - crop 2007 and earlier	-	-	-	-	-	-	-	-	-	-	-	-	-	-	-	-	-	-	-	-	-	-	-	-	-	-	-	-	-	-	-
05 03 02 05 1800 115	NA	FR Rice - R.1782/03, Art.99 - crop 2007 and earlier	-	-	-	-	-	-	-	-	-	-	-	-	-	-	-	-	-	-	-	-	-	-	-	-	-	-	-	-	-	-	-
05 03 02 05 1800 116	NA	FR Cereals - R.1782/03, Art.99; Art.70(1)a) - crop 2008 - BE, EL, ES, FR, IT, NL, PT, FI	-	-	-	-	-	-	-	-	-	-	-	-	-	-	-	-	-	-	-	-	-	-	-	-	-	-	-	-	-	-	-
05 03 02 05 1800 117	NA	FR Oil-seeds - R.1782/03, Art.99; Art.70(1)a) - crop 2008 - BE, EL, ES, FR, IT, NL, PT, FI	-	-	-	-	-	-	-	-	-	-	-	-	-	-	-	-	-	-	-	-	-	-	-	-	-	-	-	-	-	-	-
05 03 02 05 1800 117	NA	FR Oil-seeds - R.1782/03, Art.99; Art.70(1)a) - crop 2008 - BE, EL, ES, FR, IT, NL, PT, FI	-	-	-	-	-	-	-	-	-	-	-	-	-	-	-	-	-	-	-	-	-	-	-	-	-	-	-	-	-	-	-
05 03 02 05 1800 118	C1	FR Graminaceous - R.1782/03, Art.99 - crop 2009 - BE, EL, ES, FR, IT, NL, PT, FI	-	-	-	-	-	-	-	-	-	-	-	-	-	-	-	-	-	-	-	-	-	-	-	-	-	-	-	-	-	-	-
05 03 02 05 1800 118	C1	FR Leguminous - R.1782/03, Art.99; Art.70(1)a) - crop 2008 - BE, EL, ES, FR, IT, NL, PT, FI	-	-	-	-	-	-	-	-	-	-	-	-	-	-	-	-	-	-	-	-	-	-	-	-	-	-	-	-	-	-	-
05 03 02 05 1800 119	C1	FR Rice - R.1782/03, Art.99; Art.70(1)a) - crop 2008 - BE, EL, ES, FR, IT, NL, PT, FI	-	-	-	-	-	-	-	-	-	-	-	-	-	-	-	-	-	-	-	-	-	-	-	-	-	-	-	-	-	-	-
05 03 02 05 1800 120	C1	FR Cereals - 0% modulation - R.73/09, Art.87 - crop 2009 - BE, EL, ES, FR, IT, NL, PT, FI	-	-	-	-	-	-	-	-	0.0	-	-	-	-	-	-	-	-	-	-	-	-	-	-	-	-	-	-	-	-	-	-
05 03 02 05 1800 121	C1	FR Cereals - 0% modulation - R.73/09, Art.87 - crop 2009 - BE, EL, ES, FR, IT, NL, PT, FI	-	-	-	-	-	-	-	-	-	-	-	-	-	-	-	-	-	-	-	-	-	-	-	-	-	-	-	-	-	-	-
05 03 02 05 1800 121	C1	FR Cereals - payments 5.000 €-300.000 € - 7% modulation - R.73/09, Art.87 - crop 2009 - BE, EL, ES, FR, IT, NL, PT, FI	-	-	-	-	-	-	-	-	-	-	-	-	-	-	-	-	-	-	-	-	-	-	-	-	-	-	-	-	-	-	-
05 03 02 05 1800 122	C1	FR Cereals - payments > 300.000 € - 11% modulation - R.73/09, Art.87 - crop 2009 - BE, EL, ES, FR, IT, NL, PT, FI	-	-	-	-	-	-	-	-	-	-	-	-	-	-	-	-	-	-	-	-	-	-	-	-	-	-	-	-	-	-	-
05 03 02 05 1800 123	C1	FR Oil-seeds - 0% modulation - R.73/09, Art.87 - crop 2009 - BE, EL, ES, FR, IT, NL, PT, FI	-	-	-	-	-	-	-	-	-	-	-	-	-	-	-	-	-	-	-	-	-	-	-	-	-	-	-	-	-	-	-
05 03 02 05 1800 125	C1	FR Oil-seeds - 0% modulation - R.73/09, Art.87 - crop 2009 - BE, EL, ES, FR, IT, NL, PT, FI	-	-	-	-	-	-	-	-	-	-	-	-	-	-	-	-	-	-	-	-	-	-	-	-	-	-	-	-	-	-	-
05 03 02 05 1800 126	C1	FR Oil-seeds - payments 5.000 €-300.000 € - 7% modulation - R.73/09, Art.87 - crop 2009 - BE, EL, ES, FR, IT, NL, PT, FI	-	-	-	-	-	-	-	-	-	-	-	-	-	-	-	-	-	-	-	-	-	-	-	-	-	-	-	-	-	-	-
05 03 02 05 1800 126	C1	FR Oil-seeds - payments 5.000 €-300.000 € - 7% modulation - R.73/09, Art.87 - crop 2009 - BE, EL, ES, FR, IT, NL, PT, FI	-	-	-	-	-	-	-	-	-	-	-	-	-	-	-	-	-	-	-	-	-	-	-	-	-	-	-	-	-	-	-
05 03 02 05 1800 126	NA	FR Oil-seeds - payments 5.000 €-300.000 € - 7% modulation - R.73/09, Art.87 - crop 2009 - BE, EL, ES, FR, IT, NL, PT, FI	-	-	-	-	-	-	-	-	-	-	-	-	-	-	-	-	-	-	-	-	-	-	-	-	-	-	-	-	-	-	-
05 03 02 05 1800 126	NA	FR Oil-seeds - payments > 300.000 € - 11% modulation - R.73/09, Art.87 - crop 2009 - BE, EL, ES, FR, IT, NL, PT, FI	-	-	-	-	-	-	-	-	-	-	-	-	-	-	-	-	-	-	-	-	-	-	-	-	-	-	-	-	-	-	-
05 03 02 05 1800 127	C1	FR Oil-seeds - payments > 300.000 € - 11% modulation - R.73/09, Art.87 - crop 2009 - BE, EL, ES, FR, IT, NL, PT, FI	-	-	-	-	-	-	-	-	-	-	-	-	-	-	-	-	-	-	-	-	-	-	-	-	-	-	-	-	-	-	-
05 03 02 05 1800 129	C1	FR Graminaceous - 0% modulation - R.73/09, Art.87 - crop 2009 - BE, EL, ES, FR, IT, NL, PT, FI	-	-	-	-	-	-	-	-	-	-	-	-	-	-	-	-	-	-	-	-	-	-	-	-	-	-	-	-	-	-	-
05 03 02 05 1800 129	C1	FR Graminaceous - 0% modulation - R.73/09, Art.87 - crop 2009 - BE, EL, ES, FR, IT, NL, PT, FI	-	-	-	-	-	-	-	-	-	-	-	-	-	-	-	-	-	-	-	-	-	-	-	-	-	-	-	-	-	-	-
05 03 02 05 1800 129	NA	FR Graminaceous - 0% modulation - R.73/09, Art.87 - crop 2009 - BE, EL, ES, FR, IT, NL, PT, FI	-	-	-	-	-	-	-	-	-	-	-	-	-	-	-	-	-	-	-	-	-	-	-	-	-	-	-	-	-	-	-

In EUR million

ANNEX 33
 EXPENDITURE CHARGED AGAINST THE 2011 BUDGET
 DETAILS by ITEM and by MEMBER STATE

Budget/Line	Fund source	Item	BE	BG	CZ	DK	DE	EE	IE	EL	ES	FR	IT	CY	LV	LT	LU	HU	MT	NL	AT	PL	PT	RO	SI	SK	FI	SE	UK	CE	TOTAL		
05 03 02 05 1800 129		Graminaceous - 0% modulation - R.73/09, Art.87 - crop 2009 - BE, EL, ES, FR, IT, NL, PT, FI	-	-	-	-	-	-	-	-	0.0	-	-	-	-	-	-	-	-	-	-	-	-	-	-	-	-	-	-	-	-	0.000	
05 03 02 05 1800 130	C1	Graminaceous - payments 5.000 €-300.000 € - 7% modulation - R.73/09, Art.87 - crop 2009 - BE, EL, ES, FR, IT, NL, PT, FI	-	-	-	-	-	-	-	-	0.0	-	0.0	-	-	-	-	-	-	-	-	-	-	-	-	-	-	-	-	-	-	0.027	
05 03 02 05 1800 130	NA	Graminaceous - payments 5.000 €-300.000 € - 7% modulation - R.73/09, Art.87 - crop 2009 - BE, EL, ES, FR, IT, NL, PT, FI	-	-	-	-	-	-	-	-	-	-	-	-	-	-	-	-	-	-	-	-	-	-	-	-	-	-	-	-	-	-	-
05 03 02 05 1800 130		Graminaceous - payments 5.000 €-300.000 € - 7% modulation - R.73/09, Art.87 - crop 2009 - BE, EL, ES, FR, IT, NL, PT, FI	-	-	-	-	-	-	-	-	0.0	-	0.0	-	-	-	-	-	-	-	-	-	-	-	-	-	-	-	-	-	-	0.027	
05 03 02 05 1800 131		Graminaceous - payments > 300.000 € - 11% modulation - R.73/09, Art.87 - crop 2009 - BE, EL, ES, FR, IT, NL, PT, FI	-	-	-	-	-	-	-	-	-	-	-	-	-	-	-	-	-	-	-	-	-	-	-	-	-	-	-	-	-	-	-
05 03 02 05 1800 133	C1	Leguminous - 0% modulation - R.73/09, Art.87 - crop 2009 - BE, EL, ES, FR, IT, NL, PT, FI	-	-	-	-	-	-	-	-	0.0	-	-	-	-	-	-	-	-	-	-	-	-	-	-	-	-	-	-	-	-	-	-
05 03 02 05 1800 133	NA	Leguminous - 0% modulation - R.73/09, Art.87 - crop 2009 - BE, EL, ES, FR, IT, NL, PT, FI	-	-	-	-	-	-	-	-	-	-	-	-	-	-	-	-	-	-	-	-	-	-	-	-	-	-	-	-	-	-	-
05 03 02 05 1800 133		Leguminous - 0% modulation - R.73/09, Art.87 - crop 2009 - BE, EL, ES, FR, IT, NL, PT, FI	-	-	-	-	-	-	-	-	0.0	-	-	-	-	-	-	-	-	-	-	-	-	-	-	-	-	-	-	-	-	-	-
05 03 02 05 1800 133		Leguminous - 0% modulation - R.73/09, Art.87 - crop 2009 - BE, EL, ES, FR, IT, NL, PT, FI	-	-	-	-	-	-	-	-	0.0	-	-	-	-	-	-	-	-	-	-	-	-	-	-	-	-	-	-	-	-	-	-
05 03 02 05 1800 134	C1	Leguminous - payments 5.000 €-300.000 € - 7% modulation - R.73/09, Art.87 - crop 2009 - BE, EL, ES, FR, IT, NL, PT, FI	-	-	-	-	-	-	-	-	0.0	-	0.0	-	-	-	-	-	-	-	-	-	-	-	-	-	-	-	-	-	-	-	0.018
05 03 02 05 1800 134	NA	Leguminous - payments 5.000 €-300.000 € - 7% modulation - R.73/09, Art.87 - crop 2009 - BE, EL, ES, FR, IT, NL, PT, FI	-	-	-	-	-	-	-	-	-	-	-	-	-	-	-	-	-	-	-	-	-	-	-	-	-	-	-	-	-	-	-
05 03 02 05 1800 134		Leguminous - payments 5.000 €-300.000 € - 7% modulation - R.73/09, Art.87 - crop 2009 - BE, EL, ES, FR, IT, NL, PT, FI	-	-	-	-	-	-	-	-	0.0	-	0.0	-	-	-	-	-	-	-	-	-	-	-	-	-	-	-	-	-	-	-	-
05 03 02 05 1800 135	C1	Leguminous - payments > 300.000 € - 11% modulation - R.73/09, Art.87 - crop 2009 - BE, EL, ES, FR, IT, NL, PT, FI	-	-	-	-	-	-	-	-	-	-	-	-	-	-	-	-	-	-	-	-	-	-	-	-	-	-	-	-	-	-	-
05 03 02 05 1800 137		Rice - 0% modulation - R.73/09, Art.87 - crop 2009 - BE, EL, ES, FR, IT, NL, PT, FI	-	-	-	-	-	-	-	-	-	-	-	-	-	-	-	-	-	-	-	-	-	-	-	-	-	-	-	-	-	-	-
05 03 02 05 1800 137		Rice - payments 5.000 €-300.000 € - 7% modulation - R.73/09, Art.87 - crop 2009 - BE, EL, ES, FR, IT, NL, PT, FI	-	-	-	-	-	-	-	-	-	-	-	-	-	-	-	-	-	-	-	-	-	-	-	-	-	-	-	-	-	-	-
05 03 02 05 1800 138	C1	Rice - payments > 300.000 € - 11% modulation - R.73/09, Art.87 - crop 2009 - BE, EL, ES, FR, IT, NL, PT, FI	-	-	-	-	-	-	-	-	0.0	-	0.0	-	-	-	-	-	-	-	-	-	-	-	-	-	-	-	-	-	-	-	0.048
05 03 02 05 1800 139		Cereals - 0% modulation - R.73/09, Art.87 - crop 2010 - ES, FR, IT, NL, PT, FI	-	-	-	-	-	-	-	-	-	-	-	-	-	-	-	-	-	-	-	-	-	-	-	-	-	-	-	-	-	-	-
05 03 02 05 1800 140	C1	Cereals - 0% modulation - R.73/09, Art.87 - crop 2010 - ES, FR, IT, NL, PT, FI	-	-	-	-	-	-	-	-	0.0	-	0.0	-	-	-	-	-	-	-	-	-	-	-	-	-	-	-	-	-	-	-	0.004
05 03 02 05 1800 141	C1	Cereals - payments 5.000 €-300.000 € - 8% modulation - R.73/09, Art.87 - crop 2010 - ES, FR, IT, NL, PT, FI	-	-	-	-	-	-	-	-	-	-	0.0	-	-	-	-	-	-	-	-	-	-	-	-	-	-	-	-	-	-	-	0.032
05 03 02 05 1800 142		Cereals - payments > 300.000 € - 12% modulation - R.73/09, Art.87 - crop 2010 - ES, FR, IT, NL, PT, FI	-	-	-	-	-	-	-	-	-	-	-	-	-	-	-	-	-	-	-	-	-	-	-	-	-	-	-	-	-	-	-
05 03 02 05 1800 143	C1	Oil-seeds - 0% modulation - R.73/09, Art.87 - crop 2010 - ES, FR, IT, NL, PT, FI	-	-	-	-	-	-	-	-	0.2	-	-	-	-	-	-	-	-	-	-	-	-	-	-	-	-	-	-	-	-	-	0.213
05 03 02 05 1800 144	C1	Oil-seeds - payments 5.000 €-300.000 € - 8% modulation - R.73/09, Art.87 - crop 2010 - ES, FR, IT, NL, PT, FI	-	-	-	-	-	-	-	-	-	-	1.6	-	-	-	-	-	-	-	-	-	-	-	-	-	-	-	-	-	-	-	1.937
05 03 02 05 1800 144	NA	Oil-seeds - payments 5.000 €-300.000 € - 8% modulation - R.73/09, Art.87 - crop 2010 - ES, FR, IT, NL, PT, FI	-	-	-	-	-	-	-	-	-	-	-	-	-	-	-	-	-	-	-	-	-	-	-	-	-	-	-	-	-	-	-
05 03 02 05 1800 144		Oil-seeds - payments 5.000 €-300.000 € - 8% modulation - R.73/09, Art.87 - crop 2010 - ES, FR, IT, NL, PT, FI	-	-	-	-	-	-	-	-	-	-	1.6	-	-	-	-	-	-	-	-	-	-	-	-	-	-	-	-	-	-	-	-
05 03 02 05 1800 145		Oil-seeds - payments > 300.000 € - 12% modulation - R.73/09, Art.87 - crop 2010 - ES, FR, IT, NL, PT, FI	-	-	-	-	-	-	-	-	-	-	-	-	-	-	-	-	-	-	-	-	-	-	-	-	-	-	-	-	-	-	-
05 03 02 05 1800 146	C1	Graminaceous - 0% modulation - R.73/09, Art.87 - crop 2010 - ES, FR, IT, NL, PT, FI	-	-	-	-	-	-	-	-	0.0	-	0.0	-	-	-	-	-	-	-	-	-	-	-	-	-	-	-	-	-	-	-	0.095

In EUR million

ANNEX 33
 EXPENDITURE CHARGED AGAINST THE 2011 BUDGET
 DETAILS by ITEM and by MEMBER STATE

Budget/Line	Fund source	Item	BE	BG	CZ	DK	DE	EE	IE	EL	ES	FR	IT	CY	LV	LT	LU	HU	MT	NL	AT	PL	PT	RO	SI	SK	FI	SE	UK	CE	TOTAL
05 03 02 05 1800 147	C1	Graminaceous - payments 5.000 €-300.000 € - 8% modulation - R.73/09, Art.87 - crop 2010 - ES, FR, IT, NL, PT, FI	-	-	-	-	-	-	-	-	0.7	-	0.4	-	-	-	-	-	-	-	-	-	-	-	-	-	1.0	-	-	-	2.037
05 03 02 05 1800 147	NA	Graminaceous - payments 5.000 €-300.000 € - 8% modulation - R.73/09, Art.87 - crop 2010 - ES, FR, IT, NL, PT, FI	-	-	-	-	-	-	-	-	-	-	-	-	-	-	-	-	-	-	-	-	-	-	-	-	-	-	-	-	-
05 03 02 05 1800 147	NA	Graminaceous - payments > 300.000 € - 12% modulation - R.73/09, Art.87 - crop 2010 - ES, FR, IT, NL, PT, FI	-	-	-	-	-	-	-	-	0.7	-	0.4	-	-	-	-	-	-	-	-	-	-	-	-	-	1.0	-	-	-	2.037
05 03 02 05 1800 148	C1	Leguminous - 0% modulation - R.73/09, Art.87 - crop 2010 - ES, FR, IT, NL, PT, FI	-	-	-	-	-	-	-	-	0.0	-	0.1	-	-	-	-	-	-	-	-	-	-	-	-	-	-	-	-	-	0.142
05 03 02 05 1800 149	C1	Leguminous - 0% modulation - R.73/09, Art.87 - crop 2010 - ES, FR, IT, NL, PT, FI	-	-	-	-	-	-	-	-	0.1	-	0.3	-	-	-	-	-	-	-	-	-	-	-	-	-	-	-	-	-	0.379
05 03 02 05 1800 149	NA	Leguminous - 0% modulation - R.73/09, Art.87 - crop 2010 - ES, FR, IT, NL, PT, FI	-	-	-	-	-	-	-	-	-	-	-	-	-	-	-	-	-	-	-	-	-	-	-	-	-	-	-	-	-
05 03 02 05 1800 149	NA	Leguminous - payments 5.000 €-300.000 € - 8% modulation - R.73/09, Art.87 - crop 2010 - ES, FR, IT, NL, PT, FI	-	-	-	-	-	-	-	-	0.1	-	0.3	-	-	-	-	-	-	-	-	-	-	-	-	-	-	-	-	-	0.379
05 03 02 05 1800 150	C1	Leguminous - payments 5.000 €-300.000 € - 8% modulation - R.73/09, Art.87 - crop 2010 - ES, FR, IT, NL, PT, FI	-	-	-	-	-	-	-	-	5.1	-	2.0	-	-	-	-	-	-	-	-	-	-	-	-	-	-	-	-	-	7.115
05 03 02 05 1800 150	NA	Leguminous - payments 5.000 €-300.000 € - 8% modulation - R.73/09, Art.87 - crop 2010 - ES, FR, IT, NL, PT, FI	-	-	-	-	-	-	-	-	-	-	-	-	-	-	-	-	-	-	-	-	-	-	-	-	-	-	-	-	-
05 03 02 05 1800 150	NA	Leguminous - payments 5.000 €-300.000 € - 8% modulation - R.73/09, Art.87 - crop 2010 - ES, FR, IT, NL, PT, FI	-	-	-	-	-	-	-	-	5.1	-	2.0	-	-	-	-	-	-	-	-	-	-	-	-	-	-	-	-	-	7.115
05 03 02 05 1800 151	C1	Leguminous - payments > 300.000 € - 12% modulation - R.73/09, Art.87 - crop 2010 - ES, FR, IT, NL, PT, FI	-	-	-	-	-	-	-	-	0.2	-	0.0	-	-	-	-	-	-	-	-	-	-	-	-	-	-	-	-	-	0.261
05 03 02 05 1800 152	C1	Rice - 0% modulation - R.73/09, Art.87 - crop 2010 - ES, FR, IT, NL, PT, FI	-	-	-	-	-	-	-	-	0.0	0.0	0.0	-	-	-	-	-	-	-	-	-	-	-	-	-	-	-	-	-	0.036
05 03 02 05 1800 153	C1	Rice - payments 5.000 €-300.000 € - 8% modulation - R.73/09, Art.87 - crop 2010 - ES, FR, IT, NL, PT, FI	-	-	-	-	-	-	-	-	0.8	0.1	7.8	-	-	-	-	-	-	-	-	-	-	-	-	-	-	-	-	-	8.734
05 03 02 05 1800 153	NA	Rice - payments 5.000 €-300.000 € - 8% modulation - R.73/09, Art.87 - crop 2010 - ES, FR, IT, NL, PT, FI	-	-	-	-	-	-	-	-	-	-	-	-	-	-	-	-	-	-	-	-	-	-	-	-	-	-	-	-	-
05 03 02 05 1800 153	NA	Rice - payments > 300.000 € - 12% modulation - R.73/09, Art.87 - crop 2010 - ES, FR, IT, NL, PT, FI	-	-	-	-	-	-	-	-	0.8	0.1	7.8	-	-	-	-	-	-	-	-	-	-	-	-	-	-	-	-	-	8.734
05 03 02 05 1800 154	C1	Rice - payments > 300.000 € - 12% modulation - R.73/09, Art.87 - crop 2010 - ES, FR, IT, NL, PT, FI	-	-	-	-	-	-	-	-	1.3	-	0.6	-	-	-	-	-	-	-	-	-	-	0.2	-	-	-	-	-	-	2.053
05 03 02 05 1800 154	NA	Rice - payments > 300.000 € - 12% modulation - R.73/09, Art.87 - crop 2010 - ES, FR, IT, NL, PT, FI	-	-	-	-	-	-	-	-	-	-	-	-	-	-	-	-	-	-	-	-	-	-	-	-	-	-	-	-	-
05 03 02 05 1800 154	NA	Rice - payments > 300.000 € - 12% modulation - R.73/09, Art.87 - crop 2010 - ES, FR, IT, NL, PT, FI	-	-	-	-	-	-	-	-	1.3	-	0.6	-	-	-	-	-	-	-	-	-	0.2	-	-	-	-	-	-	-	2.053
05 03 02 05 1800 154	C1	Production aid for seeds	0.0	-	-	-	-	-	-	-	8.4	2.0	11.3	-	-	-	-	-	-	-	-	-	0.2	-	-	-	-	1.0	-	-	23.216
05 03 02 05 1800 154	NA	Production aid for seeds	-	-	-	-	-	-	-	-	-	-	-	-	-	-	-	-	-	-	-	-	-	-	-	-	-	-	-	-	-
05 03 02 05 1800 154	NA	Production aid for seeds	0.0	-	-	-	-	-	-	-	8.4	2.0	11.3	-	-	-	-	-	-	-	-	-	0.2	-	-	-	-	1.0	-	-	23.216
05 03 02 06 2120 039	C1	Suckler cow premium - R.1782/03, Art.125 - calendar year 2007 and earlier	0.0	-	-	-	-	-	-	-	0.1	0.0	-0.1	-	-	-	-	-	-	-	-	-	0.0	-	-	-	-	0.0	-	-	0.149
05 03 02 06 2120 043	C1	Suckler cow premium - R.1782/03, Art.125 - calendar year 2008 - BE, ES, FR, AT, PT	0.0	-	-	-	-	-	-	-	0.4	0.1	-	-	-	-	-	-	-	-	-	-	-	-	-	-	-	-	-	-	0.532
05 03 02 06 2120 044	C1	Suckler cow premium - R.1782/03, Art.125 - calendar year 2009 - BE, ES, FR, AT, PT	0.2	-	-	-	-	-	-	-	0.1	-	-	-	-	-	-	-	-	-	-	0.1	-	0.0	-	-	-	-	-	-	0.376
05 03 02 06 2120 045	C1	Suckler cow premium - payments 5.000 €-300.000 € - 7% modulation - R.1782/03, Art.125; R.1973/04, Art.126 - calendar year 2009 - BE, ES, FR, AT, PT	-0.2	-	-	-	-	-	-	-	0.1	0.8	-	-	-	-	-	-	-	-	-	-	0.0	-	0.1	-	-	-	-	-	0.879
05 03 02 06 2120 046	C1	Suckler cow premium - payments > 300.000 € - 11% modulation - R.1782/03, Art.125; R.1973/04, Art.126 - calendar year 2009 - BE, ES, FR, AT, PT	-	-	-	-	-	-	-	-	-	-	-	-	-	-	-	-	-	-	-	-	-	0.0	-	-	-	-	-	-	0.000
05 03 02 06 2120 047	C1	Suckler cow premium - 0% modulation - R.1121/09, Art.82; R.73/09, Art.111 - calendar year 2010 - BE, ES, FR, AT, PT	14.0	-	-	-	-	-	-	-	41.3	114.9	-	-	-	-	-	-	-	-	-	-	-	-	-	-	-	-	-	-	227.849

In EUR million

ANNEX 33
 EXPENDITURE CHARGED AGAINST THE 2011 BUDGET
 DETAILS by ITEM and by MEMBER STATE

Budget/Line	Source Fund	Item	BE	BG	CZ	DK	DE	EE	IE	EL	ES	FR	IT	CY	LV	LT	LU	HU	MT	NL	AT	PL	PT	RO	SI	SK	FI	SE	UK	CE	TOTAL	
05 03 02 06 2120 048	C1	Suckler cow premium - payments 5.000 €-300.000 € - 8% modulation - R.1121/09, Art.82; R.73/09, Art.111 - calendar year 2010 - BE, ES, FR, AT, PT	58.5	-	-	-	-	-	-	-	192.9	366.7	-	-	-	-	-	-	-	-	32.2	-	48.5	-	-	-	-	-	-	-	698.715	
05 03 02 06 2120 049	C1	Suckler cow premium - payments > 300.000 € - 12% modulation - R.1121/09, Art.82; R.73/09, Art.111 - calendar year 2010 - BE, ES, FR, AT, PT	-	-	-	-	-	-	-	-	2.5	0.0	-	-	-	-	-	-	-	-	0.0	-	0.7	-	-	-	-	-	-	-	3.259	
05 03 02 06 2121 124	C1	Additional premium - suckler cow - R.1782/03, Art.125(5) - calendar year 2007 and earlier	72.5	-	-	-	0.0	-	0.0	237.5	482.5	-	-	-	-	-	-	-	-	0.0	66.8	-	72.4	-	-	-	-	-	0.0	-	931.759	
05 03 02 07 2121 124	C1	Additional premium - suckler cow - R.1782/03, Art.125(5) - calendar year 2008 - BE, ES, AT, PT	0.0	-	-	-	-	-	-	-	0.0	-	-	-	-	-	-	-	-	-	-	-	0.0	-	-	-	-	-	0.0	-	0.008	
05 03 02 07 2121 126	C1	Additional premium - suckler cow - 0% modulation - R.1782/03, Art.125(5) - calendar year 2009 - BE, ES, AT, PT	0.0	-	-	-	-	-	-	-	0.0	-	-	-	-	-	-	-	-	-	-	-	-	-	-	-	-	-	-	-	0.044	
05 03 02 07 2121 127	C1	Additional premium - suckler cow - payments 5.000 €- 300.000 € - 7% modulation - R.1782/03, Art.125(5) - calendar year 2009 - BE, ES, AT, PT	-0.2	-	-	-	-	-	-	-	0.0	-	-	-	-	-	-	-	-	-	-	-	0.0	-	-	-	-	-	-	-	-0.157	
05 03 02 07 2121 128	C1	Additional premium - suckler cow - payments > 300.000 € - 11% modulation - R.1782/03, Art.125(5) - calendar year 2009 - BE, ES, AT, PT	0.2	-	-	-	-	-	-	-	0.0	-	-	-	-	-	-	-	-	-	0.0	-	0.0	-	-	-	-	-	-	-	0.201	
05 03 02 07 2121 129	C1	Additional premium - suckler cow - 0% modulation - R.1782/03, Art.125(5) - calendar year 2009 - BE, ES, AT, PT	0.0	-	-	-	-	-	-	-	-	-	-	-	-	-	-	-	-	-	-	-	0.0	-	-	-	-	-	-	-	0.002	
05 03 02 07 2121 130	C1	Additional premium - suckler cow - payments 5.000 €- 300.000 € - 8% modulation - R.73/09, Art.111(5) - calendar year 2010 - BE, ES, AT, PT	1.8	-	-	-	-	-	-	-	2.7	-	-	-	-	-	-	-	-	-	0.0	-	1.2	-	-	-	-	-	-	-	5.682	
05 03 02 07 2121 131	C1	Additional premium - suckler cow - payments > 300.000 € - 12% modulation - R.73/09, Art.111(5) - calendar year 2010 - BE, ES, AT, PT	16.2	-	-	-	-	-	-	-	20.3	-	-	-	-	-	-	-	-	-	0.1	-	7.2	-	-	-	-	-	-	-	43.771	
05 03 02 07 2121 132	C1	Additional suckler-cow premium 1995 - Germany	0.0	-	-	-	-	-	-	0.4	-	-	-	-	-	-	-	-	-	-	-	-	0.2	-	-	-	-	-	-	-	0.569	
05 03 02 07 2122 009	C1	Special premium - calendar year 2004 - 2. tranche - Art.1(1), R.1540/05 - IE, UK	18.0	-	-	-	-	-	-	23.5	-	-	-	-	-	-	-	-	-	-	0.1	-	8.6	-	-	-	-	-	0.0	-	50.119	
05 03 02 08 2122 079	C1	Special premium - calendar year 2007 and earlier - 1. tranche - R.1782/03, Art.123 - castrated	-	-	-	-	0.0	-	0.0	-	-	-	-	-	-	-	-	-	-	-	-	-	-	-	-	-	-	-	-	-	-	
05 03 02 08 2122 087	C1	Special premium - calendar year 2007 and earlier - 2. tranche - R.1782/03, Art.123 - castrated	-	-	-	-	0.0	-	0.1	-	0.0	-0.0	-	-	-	-	-	-	-	-	-	-	-	-	-	-	-	-	-	-	0.061	
05 03 02 08 2122 089	C1	Special premium - calendar year 2007 and earlier - R.1782/03, Art.123 - not castrated	0.0	-	-	-	0.0	-	0.0	-0.0	0.1	-0.0	-	-	-	-	-	-	-	-	-	-	-	-	-	-	-	-	-	-	0.072	
05 03 02 08 2122 091	C1	Special premium - calendar year 2008 - 1. tranche - R.1782/03, Art.123 - castrated - DK, SI, FI, SE	-	-	-	-	-	-	-	-	-	-	-	-	-	-	-	-	-	-	-	-	-	-	-	-	-	-	-	-	0.007	
05 03 02 08 2122 093	C1	Special premium - calendar year 2008 - 2. tranche - R.1782/03, Art.123 - castrated - DK, SI, FI, SE	-	-	-	-	-	-	-	-	-	-	-	-	-	-	-	-	-	-	-	-	-	-	-	-	-	-	-	-	-0.000	
05 03 02 08 2122 095	C1	Special premium - calendar year 2008 - R.1782/03, Art.123 - not castrated - DK, SI, FI, SE	-	-	-	-	-	-	-	-	-	-	-	-	-	-	-	-	-	-	-	-	-	-	-	-	-	-	-	-	-0.000	
05 03 02 08 2122 097	C1	Special premium - castrated - 1. tranche - 0% modulation - R.1782/03, Art.123; R.1973/04, Art.126 - calendar year 2009 - DK, SI, FI, SE	-	-	-	-	-	-	-	-	-	-	-	-	-	-	-	-	-	-	-	-	-	0.0	-	-	-	-	-	-	-0.024	
05 03 02 08 2122 098	C1	Special premium - castrated - 2. tranche - payments 5.000 €-300.000 € - 7% modulation - R.1782/03, Art.123; R.1973/04, Art.126 - calendar year 2009 - DK, SI, FI, SE	-	-	-	-	-	-	-	-	-	-	-	-	-	-	-	-	-	-	-	-	-	-	-	-	-	-	-	-	-0.003	
05 03 02 08 2122 099	C1	Special premium - castrated - 1. tranche - payments > 300.000 € - 11% modulation - R.1782/03, Art.123; R.1973/04, Art.126 - calendar year 2009 - DK, FI, SE	-	-	-	-	0.0	-	-	-	-	-	-	-	-	-	-	-	-	-	-	-	-	-	-	-	-	-	-	-	0.007	
05 03 02 08 2122 100	C1	Special premium - castrated - 2. tranche - 0% modulation - R.1782/03, Art.123; R.1973/04, Art.126 - calendar year 2009 - DK, SI, FI, SE	-	-	-	-	-	-	-	-	-	-	-	-	-	-	-	-	-	-	-	-	-	-	-	-	-	-	-	-	-	
05 03 02 08 2122 104	C1	Special premium - castrated - 2. tranche - payments 5.000 €-300.000 € - 7% modulation - R.1782/03, Art.123; R.1973/04, Art.126 - calendar year 2009 - DK, FI, SE	-	-	-	-	-	-	-	-	-	-	-	-	-	-	-	-	-	-	-	-	-	-	-	-	-	-	-	-	-	-0.003
05 03 02 08 2122 105	C1	Special premium - castrated - 1. tranche - payments > 300.000 € - 11% modulation - R.1782/03, Art.123; R.1973/04, Art.126 - calendar year 2009 - DK, FI, SE	-	-	-	-	0.0	-	-	-	-	-	-	-	-	-	-	-	-	-	-	-	-	-	-	-	-	-	-	-	-	0.006

In EUR million

ANNEX 33
 EXPENDITURE CHARGED AGAINST THE 2011 BUDGET
 DETAILS by ITEM and by MEMBER STATE

Budget Line	Fund source	Item	BE	BG	CZ	DK	DE	EE	IE	EL	ES	FR	IT	CY	LV	LT	LU	HU	MT	NL	AT	PL	PT	RO	SI	SK	FI	SE	UK	CE	TOTAL	
05 03 02 09 2124 058	C1	Calf premium - payments 5.000 €-300.000 € - 7% modulation - R.1782/03, Art.130; R.1973/04, Art.126 - calendar year 2009 - BE, ES, FR, NL, AT, PT	0.0	-	-	-	-	-	-	-	0.0	0.5	-	-	-	-	-	-	-	-0.0	-	-	0.0	-	-	-	-	-	-	-	0.556	
05 03 02 09 2124 058	NA	Calf premium - payments 5.000 €-300.000 € - 7% modulation - R.1782/03, Art.130; R.1973/04, Art.126 - calendar year 2009 - BE, ES, FR, NL, AT, PT	-	-	-	-	-	-	-	-	-	-	-	-	-	-	-	-	-	-	-	-	-	-	-	-	-	-	-	-	-	
05 03 02 09 2124 058	C1	Calf premium - payments >300.000 € - 11% modulation - R.1782/03, Art.130; R.1973/04, Art.126 - calendar year 2009 - BE, ES, FR, NL, AT, PT	0.0	-	-	-	-	-	-	-	0.0	0.5	-	-	-	-	-	-	-	-0.0	-	-	0.0	-	-	-	-	-	-	-	0.556	
05 03 02 09 2124 059	C1	Calf premium - 0% modulation - R.73/09, Art.116(1)(b); R.1121/09, Art.82 - calendar year 2010 - BE, ES, PT	0.8	-	-	-	-	-	-	-	0.2	-	-	-	-	-	-	-	-	-	-	-	0.3	-	-	-	-	-	-	-	1.296	
05 03 02 09 2124 060	NA	Calf premium - 0% modulation - R.73/09, Art.116(1)(b); R.1121/09, Art.82 - calendar year 2010 - BE, ES, PT	-	-	-	-	-	-	-	-	-	-	-	-	-	-	-	-	-	-	-	-	-	-	-	-	-	-	-	-	-	
05 03 02 09 2124 060	C1	Calf premium - 0% modulation - R.73/09, Art.116(1)(b); R.1121/09, Art.82 - calendar year 2010 - BE, ES, PT	0.8	-	-	-	-	-	-	-	0.2	-	-	-	-	-	-	-	-	-	-	-	0.3	-	-	-	-	-	-	-	1.296	
05 03 02 09 2124 061	C1	Calf premium - payments 5.000 €-300.000 € - 8% modulation - R.73/09, Art.116(1)(b); R.1121/09, Art.82 - calendar year 2010 - BE, ES, PT	4.8	-	-	-	-	-	-	-	0.3	-	-	-	-	-	-	-	-	-	-	-	0.6	-	-	-	-	-	-	-	5.615	
05 03 02 09 2124 061	NA	Calf premium - payments 5.000 €-300.000 € - 8% modulation - R.73/09, Art.116(1)(b); R.1121/09, Art.82 - calendar year 2010 - BE, ES, PT	-	-	-	-	-	-	-	-	-	-	-	-	-	-	-	-	-	-	-	-	-	-	-	-	-	-	-	-	-	
05 03 02 09 2124 061	C1	Calf premium - payments > 300.000 € - 12% modulation - R.73/09, Art.116(1)(b); R.1121/09, Art.82 - calendar year 2010 - BE, ES, PT	4.8	-	-	-	-	-	-	-	0.3	-	-	-	-	-	-	-	-	-	-	-	0.6	-	-	-	-	-	-	-	5.615	
05 03 02 09 2124 062	C1	Calf premium - payments > 300.000 € - 12% modulation - R.73/09, Art.116(1)(b); R.1121/09, Art.82 - calendar year 2010 - BE, ES, PT	0.2	-	-	-	-	-	-	-	0.0	-	-	-	-	-	-	-	-	-	-	-	0.0	-	-	-	-	-	-	-	0.176	
05 03 02 09 2124 062	NA	Calf premium - payments > 300.000 € - 12% modulation - R.73/09, Art.116(1)(b); R.1121/09, Art.82 - calendar year 2010 - BE, ES, PT	-	-	-	-	-	-	-	-	-	-	-	-	-	-	-	-	-	-	-	-	-	-	-	-	-	-	-	-	-	
05 03 02 09 2124 062	C1	Calf premium - payments > 300.000 € - 12% modulation - R.73/09, Art.116(1)(b); R.1121/09, Art.82 - calendar year 2010 - BE, ES, PT	0.2	-	-	-	-	-	-	-	0.0	-	-	-	-	-	-	-	-	-	-	-	0.0	-	-	-	-	-	-	-	0.176	
05 03 02 09	NA	Beef slaughter premium — Calves	5.8	-	-	-	-	-	-	-	0.5	0.5	-0.0	-	-	-	-	-	-	-	-	0.0	-	0.9	-	-	-	-	-	-	7.665	
05 03 02 09	NA	Beef slaughter premium — Calves	-	-	-	-	-	-	-	-	-	-	-	-	-	-	-	-	-	-	-	-	-	-	-	-	-	-	-	-	-	
05 03 02 09	NA	Beef slaughter premium — Calves	5.8	-	-	-	-	-	-	-	0.5	0.5	-0.0	-	-	-	-	-	-	-	-	0.0	-	0.9	-	-	-	-	-	-	7.665	
05 03 02 10 2124 034	C1	Adult premium - Art.182, R.1117/06 - calendar year 2000 - NL	-	-	-	-	-	-	-	-	-	-	-	-	-	-	-	-	-	-	-	-	-	-	-	-	-	-	-	-	-	
05 03 02 10 2124 035	C1	Adult premium - Art.182, R.1117/06 - calendar year 2001 - NL	-	-	-	-	-	-	-	-	-	-	-	-	-	-	-	-	-	-	-	-	-	-	-	-	-	-	-	-	-	-
05 03 02 10 2124 036	C1	Adult premium - Art.182, R.1117/06 - calendar year 2002 - NL	-	-	-	-	-	-	-	-	-	-	-	-	-	-	-	-	-	-	-	-	-	-	-	-	-	-	-	-	-	-
05 03 02 10 2124 037	C1	Adult premium - Art.182, R.1117/06 - calendar year 2003 - NL	-	-	-	-	-	-	-	-	-	-	-	-	-	-	-	-	-	-	-	-	-	-	-	-	-	-	-	-	-	-
05 03 02 10 2124 081	C1	Adult premium - R.1782/03, Art.130(1)(a) - calendar year 2007 and earlier	-	-	-	-	-	-	-	-	-	-	-	-	-	-	-	-	-	-	-	-	-	-	-	-	-	-	-	-	-	-
05 03 02 10 2124 085	C1	Adult premium - R.1782/03, Art.130(1)(a) - calendar year 2008 - ES, FR, NL, AT, PT	-	-	-	-	-	-	-	-	0.1	-0.0	-0.3	-	-	-	-	-	-	-0.1	-0.0	-	0.0	-	-	-	-	-	-	-	-0.224	
05 03 02 10 2124 085	C1	Adult premium - 0% modulation - R.1782/03, Art.130; R.1973/04, Art.126 - calendar year 2009 - ES, FR, NL, AT, PT	-	-	-	-	-	-	-	-	0.2	0.0	-	-	-	-	-	-	-	0.0	-0.0	-	0.1	-	-	-	-	-	-	-	0.235	
05 03 02 10 2124 086	C1	Adult premium - payments 5.000 €-300.000 € - 7% modulation - R.1782/03, Art.130; R.1973/04, Art.126 - calendar year 2009 - ES, FR, NL, AT, PT	-	-	-	-	-	-	-	-	0.0	-	-	-	-	-	-	-	-	0.1	0.0	-	0.0	-	-	-	-	-	-	-	0.116	
05 03 02 10 2124 087	C1	Adult premium - payments >300.000 € - 11% modulation - R.1782/03, Art.130; R.1973/04, Art.126 - calendar year 2009 - ES, FR, NL, AT, PT	-	-	-	-	-	-	-	-	0.1	0.6	-	-	-	-	-	-	-	-0.1	-0.0	-	-	0.1	-	-	-	-	-	-	0.736	
05 03 02 10 2124 088	C1	Adult premium - payments >300.000 € - 11% modulation - R.1782/03, Art.130; R.1973/04, Art.126 - calendar year 2009 - ES, FR, NL, AT, PT	-	-	-	-	-	-	-	-	0.0	-	-	-	-	-	-	-	-	-0.0	-	-	-	0.0	-	-	-	-	-	-	-	0.000

In EUR million

ANNEX 33
 EXPENDITURE CHARGED AGAINST THE 2011 BUDGET
 DETAILS by ITEM and by MEMBER STATE

Budget Line	Fund source	Item	BE	BG	CZ	DK	DE	EE	IE	EL	ES	FR	IT	CY	LV	LT	LU	HU	MT	NL	AT	PL	PT	RO	SI	SK	FI	SE	UK	CE	TOTAL		
05 03 02 14 2221 068	C1	Supplementary premium - ewe - non milking ewes - R.1782/03, Art.114 - calendar year 2007 and earlier	-	-	-	-	-	-	0.0	-	0.0	-	-0.1	-	-	-	-	-	-	-	-	-	0.0	-	-	-	-	-	-	-	-0.045		
05 03 02 14 2221 068	NA	Supplementary premium - ewe - non milking ewes - R.1782/03, Art.114 - calendar year 2007 and earlier	-	-	-	-	-	-	-	-	-	-	-	-	-	-	-	-	-	-	-	-	-	-	-	-	-	-	-	-	-	-	
05 03 02 14 2221 068		Supplementary premium - ewe - non milking ewes - R.1782/03, Art.114 - calendar year 2007 and earlier	-	-	-	-	-	-	0.0	-	0.0	-	-0.1	-	-	-	-	-	-	-	-	-	0.0	-	-	-	-	-	-	-	-	-0.045	
05 03 02 14 2221 069	C1	Supplementary premium - ewe - milking ewes - R.1782/03, Art.114 - calendar year 2007 and earlier	-	-	-	-	-	-	-	-	-	-	-0.0	-	-	-	-	-	-	-	-	-	0.0	-	-	-	-	-	-	-	-	-0.010	
05 03 02 14 2221 069	NA	Supplementary premium - ewe - milking ewes - R.1782/03, Art.114 - calendar year 2007 and earlier	-	-	-	-	-	-	-	-	-	-	-	-	-	-	-	-	-	-	-	-	0.0	-	-	-	-	-	-	-	-	-0.010	
05 03 02 14 2221 070	C1	Supplementary premium - she-goats - R.1782/03, Art.114 - calendar year 2007 and earlier	-	-	-	-	-	-	-	-	0.0	-0.0	-0.0	-	-	-	-	-	-	-	-	-	0.0	-	-	-	-	-	-	-	-	0.002	
05 03 02 14 2221 070	NA	Supplementary premium - she-goats - R.1782/03, Art.114 - calendar year 2007 and earlier	-	-	-	-	-	-	-	-	-	-	-	-	-	-	-	-	-	-	-	-	-	-	-	-	-	-	-	-	-	-	
05 03 02 14 2221 070		Supplementary premium - ewe - non milking ewes - R.1782/03, Art.114 - calendar year 2008 - ES, FR, PT, SI, FI	-	-	-	-	-	-	-	-	0.0	-0.0	-0.0	-	-	-	-	-	-	-	-	-	0.0	-	-	-	-	-	-	-	-	0.002	
05 03 02 14 2221 071	C1	Supplementary premium - ewe - non milking ewes - R.1782/03, Art.114 - calendar year 2008 - ES, FR, PT, SI, FI	-	-	-	-	-	-	-	-	0.0	0.0	-	-	-	-	-	-	-	-	-	-	0.0	-	-	-	-	-	-	-	-	0.028	
05 03 02 14 2221 071	NA	Supplementary premium - ewe - non milking ewes - R.1782/03, Art.114 - calendar year 2008 - ES, FR, PT, SI, FI	-	-	-	-	-	-	-	-	-	-	-	-	-	-	-	-	-	-	-	-	-	-	-	-	-	-	-	-	-	-	
05 03 02 14 2221 071		Supplementary premium - ewe - milking ewes - R.1782/03, Art.114 - calendar year 2008 - ES, FR, PT, SI, FI	-	-	-	-	-	-	-	-	0.0	0.0	-	-	-	-	-	-	-	-	-	-	0.0	-	-	-	-	-	-	-	-	0.028	
05 03 02 14 2221 072	C1	Supplementary premium - she-goats - R.1782/03, Art.114 - calendar year 2008 - ES, FR, PT, SI, FI	-	-	-	-	-	-	-	-	0.0	-0.0	-	-	-	-	-	-	-	-	-	-	-	-	-	-	-	-	-	-	-	-0.001	
05 03 02 14 2221 073	C1	Supplementary premium - she-goats - R.1782/03, Art.114 - calendar year 2008 - ES, FR, PT, SI, FI	-	-	-	-	-	-	-	-	0.0	-	-	-	-	-	-	-	-	-	-	-	0.0	-	-	-	-	-	-	-	-	0.020	
05 03 02 14 2221 073	NA	Supplementary premium - she-goats - R.1782/03, Art.114 - calendar year 2008 - ES, FR, PT, SI, FI	-	-	-	-	-	-	-	-	-	-	-	-	-	-	-	-	-	-	-	-	-	-	-	-	-	-	-	-	-	-	
05 03 02 14 2221 073		Supplementary premium - ewe - non milking ewes - 0% modulation - R.1782/03, Art.114 - calendar year 2009 - ES, FR, PT, SI, FI	-	-	-	-	-	-	-	-	0.0	-	-	-	-	-	-	-	-	-	-	-	0.0	-	-	-	-	-	-	-	-	0.020	
05 03 02 14 2221 074	C1	Supplementary premium - ewe - non milking ewes - 0% modulation - R.1782/03, Art.114 - calendar year 2009 - ES, FR, PT, SI, FI	-	-	-	-	-	-	-	-	0.0	-	-	-	-	-	-	-	-	-	-	-	0.1	-	-	-	-	-	-	-	-	0.072	
05 03 02 14 2221 074	NA	Supplementary premium - ewe - non milking ewes - 0% modulation - R.1782/03, Art.114 - calendar year 2009 - ES, FR, PT, SI, FI	-	-	-	-	-	-	-	-	-	-	-	-	-	-	-	-	-	-	-	-	-	-	-	-	-	-	-	-	-	-	
05 03 02 14 2221 074		Supplementary premium - ewe - non milking ewes - 0% modulation - R.1782/03, Art.114 - calendar year 2009 - ES, FR, PT, SI, FI	-	-	-	-	-	-	-	-	0.0	-	-	-	-	-	-	-	-	-	-	-	0.1	-	-	-	-	-	-	-	-	0.072	
05 03 02 14 2221 075	C1	Supplementary premium - ewe - non milking ewes - payments 5 000 €-300 000 € - 7% modulation - R.1782/03, Art.114 - calendar year 2009 - ES, FR, PT, FI	-	-	-	-	-	-	-	-	0.1	0.0	-	-	-	-	-	-	-	-	-	-	0.0	-	-	-	-	-	-	-	-	-	0.090
05 03 02 14 2221 075	NA	Supplementary premium - ewe - non milking ewes - payments 5 000 €-300 000 € - 7% modulation - R.1782/03, Art.114 - calendar year 2009 - ES, FR, PT, FI	-	-	-	-	-	-	-	-	-	-	-	-	-	-	-	-	-	-	-	-	-	-	-	-	-	-	-	-	-	-	-
05 03 02 14 2221 075		Supplementary premium - ewe - non milking ewes - payments > 300 000 € - 11% modulation - R.1782/03, Art.114 - calendar year 2009 - ES, FR, PT, FI	-	-	-	-	-	-	-	-	0.1	0.0	-	-	-	-	-	-	-	-	-	-	0.0	-	-	-	-	-	-	-	-	-	0.090
05 03 02 14 2221 076		Supplementary premium - ewe - non milking ewes - payments > 300 000 € - 11% modulation - R.1782/03, Art.114 - calendar year 2009 - ES, FR, PT, FI	-	-	-	-	-	-	-	-	-	-	-	-	-	-	-	-	-	-	-	-	-	-	-	-	-	-	-	-	-	-	-

In EUR million

ANNEX 33
 EXPENDITURE CHARGED AGAINST THE 2011 BUDGET
 DETAILS by ITEM and by MEMBER STATE

Budget Line	Fund source	Item	BE	BG	CZ	DK	DE	EE	IE	EL	ES	FR	IT	CY	LV	LT	LU	HU	MT	NL	AT	PL	PT	RO	SI	SK	FI	SE	UK	CE	TOTAL				
05 03 02 14 2221 078	C1	Supplementary premium - ewe - milking ewes - 0% modulation - R.1782/03, Art.114 - calendar year 2009 - ES, FR, PT, SI, FI	-	-	-	-	-	-	-	-	-	-	-	-	-	-	-	-	-	-	-	-	0.0	-	-	-	-	-	-	-	-	0.006			
05 03 02 14 2221 079	C1	Supplementary premium - ewe - milking ewes - payments 5.000 €-300.000 € - 7% modulation - R.1782/03, Art.114 - calendar year 2009 - ES, FR, PT, FI	-	-	-	-	-	-	-	-	0.0	0.0	-	-	-	-	-	-	-	-	-	-	0.0	-	-	-	-	-	-	-	-	0.023			
05 03 02 14 2221 079	NA	Supplementary premium - ewe - milking ewes - payments 5.000 €-300.000 € - 7% modulation - R.1782/03, Art.114 - calendar year 2009 - ES, FR, PT, FI	-	-	-	-	-	-	-	-	-	-	-	-	-	-	-	-	-	-	-	-	-	-	-	-	-	-	-	-	-	-	-		
05 03 02 14 2221 079	C1	Supplementary premium - ewe - milking ewes - payments 5.000 €-300.000 € - 7% modulation - R.1782/03, Art.114 - calendar year 2009 - ES, FR, PT, FI	-	-	-	-	-	-	-	-	0.0	0.0	-	-	-	-	-	-	-	-	-	-	0.0	-	-	-	-	-	-	-	-	-	0.023		
05 03 02 14 2221 080		Supplementary premium - ewe - milking ewes - payments > 300.000 € - 11% modulation - R.1782/03, Art.114 - calendar year 2009 - ES, FR, PT, FI	-	-	-	-	-	-	-	-	-	-	-	-	-	-	-	-	-	-	-	-	-	-	-	-	-	-	-	-	-	-	-		
05 03 02 14 2221 082	C1	Supplementary premium - she-goats - 0% modulation - R.1782/03, Art.114 - calendar year 2009 - ES, PT, SI, FI	-	-	-	-	-	-	-	-	0.0	-	-	-	-	-	-	-	-	-	-	-	0.0	-	-	-	-	-	-	-	-	-	0.013		
05 03 02 14 2221 082	NA	Supplementary premium - she-goats - 0% modulation - R.1782/03, Art.114 - calendar year 2009 - ES, PT, SI, FI	-	-	-	-	-	-	-	-	-	-	-	-	-	-	-	-	-	-	-	-	-	-	-	-	-	-	-	-	-	-	-	-	
05 03 02 14 2221 082	C1	Supplementary premium - she-goats - 0% modulation - R.1782/03, Art.114 - calendar year 2009 - ES, PT, SI, FI	-	-	-	-	-	-	-	-	0.0	-	-	-	-	-	-	-	-	-	-	-	0.0	-	-	-	-	-	-	-	-	-	-	0.013	
05 03 02 14 2221 083	C1	Supplementary premium - she-goats - payments 5.000 €-300.000 € - 7% modulation - R.1782/03, Art.114 - calendar year 2009 - ES, PT, FI	-	-	-	-	-	-	-	-	0.0	-	-	-	-	-	-	-	-	-	-	-	0.0	-	-	-	-	-	-	-	-	-	-	0.010	
05 03 02 14 2221 083	NA	Supplementary premium - she-goats - payments 5.000 €-300.000 € - 7% modulation - R.1782/03, Art.114 - calendar year 2009 - ES, PT, FI	-	-	-	-	-	-	-	-	-	-	-	-	-	-	-	-	-	-	-	-	-	-	-	-	-	-	-	-	-	-	-	-	
05 03 02 14 2221 083	C1	Supplementary premium - she-goats - payments > 300.000 € - 11% modulation - R.1782/03, Art.114 - calendar year 2009 - ES, PT, FI	-	-	-	-	-	-	-	-	0.0	-	-	-	-	-	-	-	-	-	-	-	0.0	-	-	-	-	-	-	-	-	-	-	0.010	
05 03 02 14 2221 084	C1	Supplementary premium - ewe - non milking ewes - 0% modulation - R.73/09, Art.102 - calendar year 2010 - PT, FI	-	-	-	-	-	-	-	-	-	-	-	-	-	-	-	-	-	-	-	-	-	-	-	-	-	-	-	-	-	-	-	-	
05 03 02 14 2221 085	NA	Supplementary premium - ewe - non milking ewes - 0% modulation - R.73/09, Art.102 - calendar year 2010 - PT, FI	-	-	-	-	-	-	-	-	-	-	-	-	-	-	-	-	-	-	-	-	-	-	-	-	-	-	-	-	-	-	-	-	-
05 03 02 14 2221 085	C1	Supplementary premium - ewe - non milking ewes - 0% modulation - R.73/09, Art.102 - calendar year 2010 - PT, FI	-	-	-	-	-	-	-	-	-	-	-	-	-	-	-	-	-	-	-	-	2.6	-	-	-	-	-	-	-	-	-	-	2.677	
05 03 02 14 2221 086	NA	Supplementary premium - ewe - non milking ewes - payments 5.000 €-300.000 € - 8% modulation - R.73/09, Art.102 - calendar year 2010 - PT, FI	-	-	-	-	-	-	-	-	-	-	-	-	-	-	-	-	-	-	-	-	-	-	-	-	-	-	-	-	-	-	-	-	
05 03 02 14 2221 086	C1	Supplementary premium - ewe - non milking ewes - payments 5.000 €-300.000 € - 8% modulation - R.73/09, Art.102 - calendar year 2010 - PT, FI	-	-	-	-	-	-	-	-	-	-	-	-	-	-	-	-	-	-	-	-	-	-	-	-	-	-	-	-	-	-	-	-	
05 03 02 14 2221 086	NA	Supplementary premium - ewe - non milking ewes - payments 5.000 €-300.000 € - 8% modulation - R.73/09, Art.102 - calendar year 2010 - PT, FI	-	-	-	-	-	-	-	-	-	-	-	-	-	-	-	-	-	-	-	-	-	-	-	-	-	-	-	-	-	-	-	-	
05 03 02 14 2221 086	C1	Supplementary premium - ewe - non milking ewes - payments > 300.000 € - 12% modulation - R.73/09, Art.102 - calendar year 2010 - PT, FI	-	-	-	-	-	-	-	-	-	-	-	-	-	-	-	-	-	-	-	-	-	-	-	-	-	-	-	-	-	-	-	-	
05 03 02 14 2221 087	C1	Supplementary premium - ewe - non milking ewes - payments > 300.000 € - 12% modulation - R.73/09, Art.102 - calendar year 2010 - PT, FI	-	-	-	-	-	-	-	-	-	-	-	-	-	-	-	-	-	-	-	-	-	-	-	-	-	-	-	-	-	-	-	-	

In EUR million

ANNEX 33
 EXPENDITURE CHARGED AGAINST THE 2011 BUDGET
 DETAILS by ITEM and by MEMBER STATE

Budget Line	Fund source	Item	BE	BG	CZ	DK	DE	EE	IE	EL	ES	FR	IT	CY	LV	LT	LU	HU	MT	NL	AT	PL	PT	RO	SI	SK	FI	SE	UK	CE	TOTAL	
05 03 02 25 0000 005	NA	Protein crops premium - R.1782/03, Art.76 - calendar year 2008 - EU 15, MT, SI	-	-	-	-	-	-	-	-	-	-	-	-	-	-	-	-	-	-	-	-	-	-	-	-	-	-	-	-	-	-
05 03 02 25 0000 005	NA	Protein crops premium - R.1782/03, Art.76 - calendar year 2008 - EU 15, MT, SI	-	-	-	-	-0.0	-	0.0	-0.0	-	-	-	-	-	-	-0.0	-	-	-	-	-	-	-	-	-	-	-	-	-	-	0.010
05 03 02 25 0000 006	C1	Protein crops premium - 0% modulation - R.73/09, Art.79 - calendar year 2009 - BE, DK, DE, IE, EL, ES, FR, IT, LU, MT, NL, AT, PT, SI, FI, SE	-	-	-	-	-	-	-	-	0.0	-	0.0	-	-	-	-0.0	-	-	-	-	-	-	-	-	-	-	-	-	-	-	0.007
05 03 02 25 0000 006	NA	Protein crops premium - 0% modulation - R.73/09, Art.79 - calendar year 2009 - BE, DK, DE, IE, EL, ES, FR, IT, LU, MT, NL, AT, PT, SI, FI, SE	-	-	-	-	-	-	-	-	0.0	-	0.0	-	-	-	-0.0	-	-	-	-	-	-	-	-	-	-	-	-	-	-	0.007
05 03 02 25 0000 007	C1	Protein crops premium - payments 5.000 €-300.000 € - 7% modulation - R.73/09, Art.79 - calendar year 2009 - BE, DK, DE, IE, EL, ES, FR, IT, LU, NL, AT, PT, FI, SE	0.0	-	-	-	0.0	-	-	-	0.0	0.0	0.0	-	-	-	-0.0	-	-	-	-	-	0.0	-	-	-	0.0	0.0	-	-	-	0.024
05 03 02 25 0000 007	NA	Protein crops premium - payments 5.000 €-300.000 € - 7% modulation - R.73/09, Art.79 - calendar year 2009 - BE, DK, DE, IE, EL, ES, FR, IT, LU, NL, AT, PT, FI, SE	-	-	-	-	-	-	-	-	-	-	-	-	-	-	-	-	-	-	-	-	-	-	-	-	-	-	-	-	-	-
05 03 02 25 0000 007	NA	Protein crops premium - payments 5.000 €-300.000 € - 7% modulation - R.73/09, Art.79 - calendar year 2009 - BE, DK, DE, IE, EL, ES, FR, IT, LU, NL, AT, PT, FI, SE	0.0	-	-	-	0.0	-	-	-	0.0	0.0	0.0	-	-	-	-0.0	-	-	-	-	-	0.0	-	-	-	0.0	0.0	-	-	-	0.024
05 03 02 25 0000 008	C1	Protein crops premium - payments > 300.000 € - 11% modulation - R.73/09, Art.79 - calendar year 2009 - BE, DK, DE, IE, EL, ES, FR, IT, LU, NL, AT, PT, FI, SE	-	-	-	-	-	-	-	-	-0.0	-	-	-	-	-	-	-	-	-	-	-	-	-	-	-	-	-	-	-	-	-0.002
05 03 02 25 0000 010	C1	Protein crops premium - payments < 5.000 € - 14% modulation - R.73/09, Art.79 - calendar year 2009 - England, UK	-	-	-	-	-	-	-	-	-	-	-	-	-	-	-	-	-	-	-	-	-	-	-	-	-	-	-	-	-	0.061
05 03 02 25 0000 010	NA	Protein crops premium - payments < 5.000 € - 14% modulation - R.73/09, Art.79 - calendar year 2009 - England, UK	-	-	-	-	-	-	-	-	-	-	-	-	-	-	-	-	-	-	-	-	-	-	-	-	-	-	-	-	-	-
05 03 02 25 0000 010	NA	Protein crops premium - payments > 5.000 € - 19% modulation - R.73/09, Art.79 - calendar year 2009 - England, UK	-	-	-	-	-	-	-	-	-	-	-	-	-	-	-	-	-	-	-	-	-	-	-	-	-	-	-	-	-	0.061
05 03 02 25 0000 011	C1	Protein crops premium - payments > 5.000 € - 7% modulation - R.73/09, Art.79 - calendar year 2009 - England, UK	-	-	-	-	-	-	-	-	-	-	-	-	-	-	-	-	-	-	-	-	-	-	-	-	-	-	-	-	-	0.011
05 03 02 25 0000 011	NA	Protein crops premium - payments > 5.000 € - 14% modulation - R.73/09, Art.79 - calendar year 2009 - England, UK	-	-	-	-	-	-	-	-	-	-	-	-	-	-	-	-	-	-	-	-	-	-	-	-	-	-	-	-	-	-
05 03 02 25 0000 012	C1	Protein crops premium - payments > 5.000 € - 12% modulation - R.73/09, Art.79 - calendar year 2009 - Northern Ireland, UK	-	-	-	-	-	-	-	-	-	-	-	-	-	-	-	-	-	-	-	-	-	-	-	-	-	-	-	-	-	0.000
05 03 02 25 0000 013	C1	Protein crops premium - payments > 5.000 € - 4,2% modulation - R.73/09, Art.79 - calendar year 2009 - Northern Ireland, UK	-	-	-	-	-	-	-	-	-	-	-	-	-	-	-	-	-	-	-	-	-	-	-	-	-	-	-	-	-	-
05 03 02 25 0000 014	C1	Protein crops premium - payments 5.000 €-300.000 € - 9,2% modulation - R.73/09, Art.79 - calendar year 2009 - Wales, UK	-	-	-	-	-	-	-	-	-	-	-	-	-	-	-	-	-	-	-	-	-	-	-	-	-	-	-	-	-	-
05 03 02 25 0000 015	C1	Protein crops premium - payments > 300.000 € - 11% modulation - R.73/09, Art.79 - calendar year 2009 - Wales, UK	-	-	-	-	-	-	-	-	-	-	-	-	-	-	-	-	-	-	-	-	-	-	-	-	-	-	-	-	-	-
05 03 02 25 0000 016	C1	Protein crops premium - payments > 300.000 € - 11% modulation - R.73/09, Art.79 - calendar year 2009 - Wales, UK	-	-	-	-	-	-	-	-	-	-	-	-	-	-	-	-	-	-	-	-	-	-	-	-	-	-	-	-	-	-

In EUR million

ANNEX 33
 EXPENDITURE CHARGED AGAINST THE 2011 BUDGET
 DETAILS by ITEM and by MEMBER STATE

Budget Line	Fund source	Item	BE	BG	CZ	DK	DE	EE	IE	EL	ES	FR	IT	CY	LV	LT	LU	HU	MT	NL	AT	PL	PT	RO	SI	SK	FI	SE	UK	CE	TOTAL		
05 03 02 25 0000 017		Protein crops premium - payments < 5.000 € - 8.5% modulation - R.73/09, Art.79 - calendar year 2009 - Scotland, UK	-	-	-	-	-	-	-	-	-	-	-	-	-	-	-	-	-	-	-	-	-	-	-	-	-	-	-	-	-	-	
05 03 02 25 0000 018	C1	Protein crops premium - payments > 5.000 € - 13.5% modulation - R.73/09, Art.79 - calendar year 2009 - Scotland, UK	-	-	-	-	-	-	-	-	-	-	-	-	-	-	-	-	-	-	-	-	-	-	-	-	-	-	-	-	-	0.001	
05 03 02 25 0000 019	C1	Protein crops premium - 0% modulation - R.73/09, Art.79 - calendar year 2010 - BE, DE, IE, ES, FR, IT, PT, SI, FI	0.0	-	-	-	0.2	0.0	0.0	1.1	2.8	1.1	1.1	0.0	0.0	0.0	0.0	0.1	0.1	-	-	-	-	-	-	-	-	-	-	-	-	5.366	
05 03 02 25 0000 019	NA	Protein crops premium - 0% modulation - R.73/09, Art.79 - calendar year 2010 - BE, DE, IE, ES, FR, IT, PT, SI, FI	-	-	-	-	-	-	-	-	-	-	-	-	-	-	-	-	-	-	-	-	-	-	-	-	-	-	-	-	-	-	
05 03 02 25 0000 019		Protein crops premium - payments 5.000 €-300.000 € - 8% modulation - R.73/09, Art.79 - calendar year 2010 - BE, DE, IE, ES, FR, IT, PT, FI	0.0	-	-	-	0.2	0.0	0.0	1.1	2.8	1.1	1.1	0.0	0.0	0.0	0.0	0.1	0.1	-	-	-	-	-	-	-	-	-	-	-	-	5.366	
05 03 02 25 0000 020	C1	Protein crops premium - payments > 300.000 € - 8% modulation - R.73/09, Art.79 - calendar year 2010 - BE, DE, IE, ES, FR, IT, PT, FI	0.1	-	-	-	2.9	0.2	0.2	9.3	17.4	3.5	3.5	-	-	-	-	-	-	-	-	-	-	0.1	-	-	1.1	-	-	-	-	34.728	
05 03 02 25 0000 020	NA	Protein crops premium - payments > 300.000 € - 8% modulation - R.73/09, Art.79 - calendar year 2010 - BE, DE, IE, ES, FR, IT, PT, FI	-	-	-	-	-	-	-	-	-	-	-	-	-	-	-	-	-	-	-	-	-	-	-	-	-	-	-	-	-	-	
05 03 02 25 0000 020		Protein crops premium - payments > 300.000 € - 12% modulation - R.73/09, Art.79 - calendar year 2010 - BE, DE, IE, ES, FR, IT, PT, FI	0.1	-	-	-	2.9	0.2	0.2	9.3	17.4	3.5	3.5	-	-	-	-	-	-	-	-	-	-	0.1	-	-	1.1	-	-	-	-	34.728	
05 03 02 25 0000 021	C1	Protein crops premium - payments > 300.000 € - 12% modulation - R.73/09, Art.79 - calendar year 2010 - BE, DE, IE, ES, FR, IT, PT, FI	-	-	-	-	1.6	-	-	0.2	0.0	0.0	0.0	-	-	-	-	-	-	-	-	-	-	-	-	-	-	-	-	-	-	1.773	
05 03 02 25 0000 021	NA	Protein crops premium - payments > 300.000 € - 12% modulation - R.73/09, Art.79 - calendar year 2010 - BE, DE, IE, ES, FR, IT, PT, FI	-	-	-	-	-	-	-	-	-	-	-	-	-	-	-	-	-	-	-	-	-	-	-	-	-	-	-	-	-	-	
05 03 02 25 0000 021		Protein crops premium - payments > 300.000 € - 12% modulation - R.73/09, Art.79 - calendar year 2010 - BE, DE, IE, ES, FR, IT, PT, FI	-	-	-	-	-	-	-	-	-	-	-	-	-	-	-	-	-	-	-	-	-	-	-	-	-	-	-	-	-	-	-
05 03 02 25 0000 022	C1	Protein crops premium - payments < 5.000 € - 14% modulation - R.73/09, Art.79 - calendar year 2010 - England, UK	-	-	-	-	-	-	-	-	-	-	-	-	-	-	-	-	-	-	-	-	-	-	-	-	-	-	-	-	-	-	1.061
05 03 02 25 0000 022	NA	Protein crops premium - payments < 5.000 € - 14% modulation - R.73/09, Art.79 - calendar year 2010 - England, UK	-	-	-	-	-	-	-	-	-	-	-	-	-	-	-	-	-	-	-	-	-	-	-	-	-	-	-	-	-	-	-
05 03 02 25 0000 023	C1	Protein crops premium - payments > 5.000 € - 19% modulation - R.73/09, Art.79 - calendar year 2010 - England, UK	-	-	-	-	-	-	-	-	-	-	-	-	-	-	-	-	-	-	-	-	-	-	-	-	-	-	-	-	-	-	6.545
05 03 02 25 0000 023	NA	Protein crops premium - payments > 5.000 € - 19% modulation - R.73/09, Art.79 - calendar year 2010 - England, UK	-	-	-	-	-	-	-	-	-	-	-	-	-	-	-	-	-	-	-	-	-	-	-	-	-	-	-	-	-	-	-
05 03 02 25 0000 023		Protein crops premium - payments > 5.000 € - 19% modulation - R.73/09, Art.79 - calendar year 2010 - England, UK	0.1	-	-	-	0.0	4.7	0.2	10.6	20.2	4.7	4.7	-	-	-	-	-	-	-	-	-	-	0.2	-	-	1.2	0.0	7.7	-	-	6.545	
05 03 02 25 0000 025	NA	Protein crop premium	-	-	-	-	-	-	-	-	-	-	-	-	-	-	-	-	-	-	-	-	-	-	-	-	-	-	-	-	-	-	
05 03 02 25 0000 025		Protein crop premium	0.1	-	-	-	0.0	4.7	0.2	10.6	20.2	4.7	4.7	-	-	-	-	-	-	-	-	-	-	0.2	-	-	1.2	0.0	7.7	-	-	49.640	
05 03 02 25 0000 004	C1	Area payments - nuts - R.1782/03, Art.83 - calendar year 2007 and earlier	-	-	-	-	-	-	-	-	0.1	-	-	-	-	-	-	-	-	-	-	-	-	-	-	-	-	-	-	-	-	-	0.110
05 03 02 26 0000 005	C1	Area payments - nuts - R.1782/03, Art.83 - calendar year 2009 - BE, DE, EL, ES, FR, IT, LU, NL, AT, PT, SI, UK	-	-	-	-	0.0	-	-	0.2	-	-	-	-	-	-	-	-	-	-	-	-	-	0.0	-	-	-	-	-	-	-	-	0.164
05 03 02 26 0000 006	C1	Area payments - nuts - 0% modulation - R.73/09, Art.82 - calendar year 2009 - BE, DE, EL, ES, FR, IT, LU, NL, AT, PT, SI	-	-	-	-	0.0	-	-	-	0.0	0.0	0.2	-	-	-	-	-	-	-	-	-	-	-	-	-	-	-	-	-	-	-	0.257

In EUR million

ANNEX 33
 EXPENDITURE CHARGED AGAINST THE 2011 BUDGET
 DETAILS by ITEM and by MEMBER STATE

Budget Line	Fund source	Item	BE	BG	CZ	DK	DE	EE	IE	EL	ES	FR	IT	CY	LV	LT	LU	HU	MT	NL	AT	PL	PT	RO	SI	SK	FI	SE	UK	CE	TOTAL	
05 03 02 26 0000 007	C1	Area payments - nuts - payments 5,000 €-300,000 € - 7% modulation - R.73/09, Art.82 - calendar year 2009 - BE, DE, EL, ES, FR, IT, LU, NL, AT, PT	-	-	-	-	-	-	-	-	0.0	0.0	0.0	-	-	-	-	-	-	-	-	0.0	-	-	-	-	-	-	-	-	0.080	
05 03 02 26 0000 008		Area payments - nuts - payments > 300,000 € - 11% modulation - R.73/09, Art.82 - calendar year 2009 - BE, DE, EL, ES, FR, IT, LU, NL, AT, PT	-	-	-	-	-	-	-	-	-	-	-	-	-	-	-	-	-	-	-	-	-	-	-	-	-	-	-	-	-	
05 03 02 26 0000 010	C1	Area payments - nuts - payments < 5,000 € - 14% modulation - R.73/09, Art.82 - calendar year 2009 - England, UK	-	-	-	-	-	-	-	-	-	-	-	-	-	-	-	-	-	-	-	-	-	-	-	-	-	-	-0.0	-	-0.000	
05 03 02 26 0000 011		Area payments - nuts - payments < 5,000 € - 7% modulation - R.73/09, Art.82 - calendar year 2009 - England, UK	-	-	-	-	-	-	-	-	-	-	-	-	-	-	-	-	-	-	-	-	-	-	-	-	-	-	-	-	-	
05 03 02 26 0000 012		Northern Ireland, UK	-	-	-	-	-	-	-	-	-	-	-	-	-	-	-	-	-	-	-	-	-	-	-	-	-	-	-	-	-	
05 03 02 26 0000 013		Area payments - nuts - payments > 5,000 € - 12% modulation - R.73/09, Art.82 - calendar year 2009 - Northern Ireland, UK	-	-	-	-	-	-	-	-	-	-	-	-	-	-	-	-	-	-	-	-	-	-	-	-	-	-	-	-	-	
05 03 02 26 0000 014		Area payments - nuts - payments < 5,000 € - 4.2% modulation - R.73/09, Art.82 - calendar year 2009 - Wales, UK	-	-	-	-	-	-	-	-	-	-	-	-	-	-	-	-	-	-	-	-	-	-	-	-	-	-	-	-	-	-
05 03 02 26 0000 015		Area payments - nuts - payments 5,000 €-300,000 € - 9.2% modulation - R.73/09, Art.82 - calendar year 2009 - Wales, UK	-	-	-	-	-	-	-	-	-	-	-	-	-	-	-	-	-	-	-	-	-	-	-	-	-	-	-	-	-	-
05 03 02 26 0000 016		Area payments - nuts - payments > 300,000 € - 11% modulation - R.73/09, Art.82 - calendar year 2009 - Wales, UK	-	-	-	-	-	-	-	-	-	-	-	-	-	-	-	-	-	-	-	-	-	-	-	-	-	-	-	-	-	-
05 03 02 26 0000 017		Area payments - nuts - payments < 5,000 € - 8.5% modulation - R.73/09, Art.82 - calendar year 2009 - Scotland, UK	-	-	-	-	-	-	-	-	-	-	-	-	-	-	-	-	-	-	-	-	-	-	-	-	-	-	-	-	-	-
05 03 02 26 0000 018		Area payments - nuts - payments > 5,000 € - 13.5% modulation - R.73/09, Art.82 - calendar year 2009 - Scotland, UK	-	-	-	-	-	-	-	-	-	-	-	-	-	-	-	-	-	-	-	-	-	-	-	-	-	-	-	-	-	-
05 03 02 26 0000 019	C1	Area payments - nuts - 0% modulation - R.73/09, Art.82 - calendar year 2010 - DE, ES, FR, IT, AT, PT, SI	-	-	-	-	0.0	-	-	-	47.6	1.1	11.9	-	-	-	-	-	-	-	-	0.0	3.5	-	0.0	-	-	-	-	-	-	64.158
05 03 02 26 0000 020	C1	Area payments - nuts - payments 5,000 €-300,000 € - 8% modulation - R.73/09, Art.82 - calendar year 2010 - DE, ES, FR, IT, AT, PT	-	-	-	-	0.0	-	-	-	17.7	0.9	2.9	-	-	-	-	-	-	-	-	0.0	1.3	-	-	-	-	-	-	-	-	22.786
05 03 02 26 0000 021	C1	Area payments - nuts - payments < 5,000 € - 14% modulation - R.73/09, Art.82 - calendar year 2010 - DE, ES, FR, IT, AT, PT	-	-	-	-	-	-	-	-	0.1	0.0	0.0	-	-	-	-	-	-	-	-	-	-	-	-	-	-	-	-	-	-	0.081
05 03 02 26 0000 022	C1	Area payments - nuts - payments > 5,000 € - 19% modulation - R.73/09, Art.82 - calendar year 2010 - England, UK	-	-	-	-	-	-	-	-	-	-	-	-	-	-	-	-	-	-	-	-	-	-	-	-	-	-	0.0	-	-	0.006
05 03 02 26 0000 023	C1	Area payments for nuts	-	-	-	-	-	-	-	-	-	-	-	-	-	-	-	-	-	-	-	-	-	-	-	-	-	-	-	-	-	-
05 03 02 26	C1	Aid - energy crops - R.1782/03, Art.88 - calendar year 2007 and earlier	-	-	-	-	0.1	-	-	-0.0	65.7	2.0	14.9	-	-	-	-	-	-	-	-	0.0	4.9	-	0.0	-	-	-	-	-	-	0.004
05 03 02 27 0000 004	C1	Aid - energy crops - R.1782/03, Art.88 - calendar year 2007 and earlier	-	-	-	-	-0.0	-	-	-	-	-	0.0	-	-	-	-	-	-	-	-	0.0	0.0	-	0.4	-	-	-	-	-	-	0.285
05 03 02 27 0000 004	NA	Aid - energy crops - R.1782/03, Art.88 - calendar year 2007 and earlier	-	-	-	-	-	-	-	-	-	-	-	-	-	-	-	-	-	-	-	-	-	-	-	-	-	-	-	-	-	-
05 03 02 27 0000 004		Aid - energy crops - R.1782/03, Art.88 - calendar year 2007 and earlier	-	-	-	-	-0.0	-	-	-	-	0.0	0.0	-	-	-	-	-	-	-	-	0.0	0.0	-	0.4	-	-	-	-	-	-	0.285
05 03 02 27 0000 005	C1	Aid - energy crops - R.1782/03, Art.88 - calendar year 2008 - EU 27	-	-	-	-	-	-	-	-	-	0.1	0.0	-	-	-	-	-	-	-	-	-0.0	-	-	-	-	-	-	-	-	-	0.131
05 03 02 27 0000 005	NA	Aid - energy crops - R.1782/03, Art.88 - calendar year 2008 - EU 27	-	-	-	-	-	-	-	-	-	-	-	-	-	-	-	-	-	-	-	-	-	-	-	-	-	-	-	-	-	-
05 03 02 27 0000 005		Aid - energy crops - R.1782/03, Art.88 - calendar year 2008 - EU 27	-	-	-	-	0.0	-	-	-	-	0.1	0.0	-	-	-	-	-	-	-	-	-0.0	-	-	-	-	-	-	-	-	-	0.131

In EUR million

ANNEX 33
 EXPENDITURE CHARGED AGAINST THE 2011 BUDGET
 DETAILS by ITEM and by MEMBER STATE

Budget/Line	Fund source	Item	BE	BG	CZ	DK	DE	EE	IE	EL	ES	FR	IT	CY	LV	LT	LU	HU	MT	NL	AT	PL	PT	RO	SI	SK	FI	SE	UK	CE	TOTAL			
05 03 02 27 0000 016		Aid - energy crops - payments > 300.000 € - 11% modulation - R.1782/03, Art.88 - calendar year 2009 - Wales, UK	-	-	-	-	-	-	-	-	-	-	-	-	-	-	-	-	-	-	-	-	-	-	-	-	-	-	-	-	-	-	-	
05 03 02 27 0000 017		Aid - energy crops - payments < 5.000 € - 8,5% modulation - R.1782/03, Art.88 - calendar year 2009 - Scotland, UK	-	-	-	-	-	-	-	-	-	-	-	-	-	-	-	-	-	-	-	-	-	-	-	-	-	-	-	-	-	-	-	-
05 03 02 27 0000 018	C1	Aid - energy crops - payments > 5.000 € - 13,5% modulation - R.1782/03, Art.88 - calendar year 2009 - Scotland, UK	0,0	-0,0	-	0,1	0,0	0,0	0,0	0,0	0,0	0,6	0,0	0,0	0,0	0,1	0,0	-0,1	0,0	0,0	0,0	0,0	0,0	0,0	0,0	0,4	0,0	0,0	0,0	0,1	0,0	0,0	0,000	
05 03 02 27	NA	Aid for energy crops	-	-	-	-	-	-	-	-	-	-	-	-	-	-	-	-	-	-	-	-	-	-	-	-	-	-	-	-	-	-	1,189	
05 03 02 27		Aid for energy crops	0,0	-0,0	-	0,1	0,0	0,0	0,0	0,0	0,0	0,6	0,0	0,0	0,1	0,0	0,0	-0,1	0,0	0,0	0,0	0,0	0,0	0,0	0,0	0,4	0,0	0,0	0,1	0,0	0,0	1,189		
05 03 02 28 1420 015		Silkworms - R.1544/06, Art.1 - 07/08 and earlier - EL, ES, FR, IT	-	-	-	-	-	-	-	-	-	-	-	-	-	-	-	-	-	-	-	-	-	-	-	-	-	-	-	-	-	-	-	
05 03 02 28 1420 016		Silkworms - R.1234/07, Art.111 - 08/09 - EL, ES, FR, IT	-	-	-	-	-	-	-	-	-	-	-	-	-	-	-	-	-	-	-	-	-	-	-	-	-	-	-	-	-	-	-	-
05 03 02 28 1420 017		Silkworms - 0% modulation - R.1234/07, Art.111 - 09/10 - EL, ES, FR, IT	-	-	-	-	-	-	-	-	-	-	-	-	-	-	-	-	-	-	-	-	-	-	-	-	-	-	-	-	-	-	-	-
05 03 02 28 1420 018		Silkworms - payments 5.000 €-300.000 € - 7% modulation - R.1234/07, Art.111 - 09/10 - EL, ES, FR, IT	-	-	-	-	-	-	-	-	-	-	-	-	-	-	-	-	-	-	-	-	-	-	-	-	-	-	-	-	-	-	-	-
05 03 02 28 1420 019		Silkworms - payments > 300.000 € - 11% modulation - R.1234/07, Art.111 - 09/10 - EL, ES, FR, IT	-	-	-	-	-	-	-	-	-	-	-	-	-	-	-	-	-	-	-	-	-	-	-	-	-	-	-	-	-	-	-	-
05 03 02 28 1420 020	C1	Silkworms - 0% modulation - R.1234/07, Art.111 - 10/11 - EL, ES, FR, IT	-	-	-	-	-	-	-	0,1	0,0	0,0	0,0	-	-	-	-	-	-	-	-	-	-	-	-	-	-	-	-	-	-	-	0,143	
05 03 02 28 1420 021	C1	Silkworms - payments 5.000 €-300.000 € - 8% modulation - R.1234/07, Art.111 - 10/11 - EL, ES, FR, IT	-	-	-	-	-	-	-	0,2	-	-	0,0	-	-	-	-	-	-	-	-	-	-	-	-	-	-	-	-	-	-	-	0,260	
05 03 02 28 1420 022		Silkworms - payments > 300.000 € - 12% modulation - R.1234/07, Art.111 - 10/11 - EL, ES, FR, IT	-	-	-	-	-	-	-	0,4	0,0	0,0	0,0	-	-	-	-	-	-	-	-	-	-	-	-	-	-	-	-	-	-	-	0,403	
05 03 02 36 0000 021	C1	Aid for silkworms	-	-	-	-	-	-	-	-	-	-	-	-	-	-	-	-	-	-	-	-	-	-	-	-	-	-	-	-	-	-	-0,001	
05 03 02 36 0000 022	C1	Payments - all products - R.1782/03, Art.69 - calendar year 2007 and earlier	-	-	-	-	-	-	-	-	-	-	0,1	-	-	-	-	-	-	-	-	-	-	-	-	-	-	-	-	-	-	-	0,107	
05 03 02 36 0000 023		Payments - arable crops - R.1782/03, Art.69 - calendar year 2007 and earlier	-	-	-	-	-	-	-	-	-	-	-	-	-	-	-	-	-	-	-	-	-	-	-	-	-	-	-	-	-	-	-	-
05 03 02 36 0000 024	C1	Payments - rice - R.1782/03, Art.69 - calendar year 2007 and earlier	-	-	-	-	-	-	-	-	-	-	-	-	-	-	-	-	-	-	-	-	-	-	-	-	-	-	-	-	-	-	-	-
05 03 02 36 0000 025	C1	Payments - beef/veal - R.1782/03, Art.69 - calendar year 2007 and earlier	-	-	-	-	-	-	-	-	0,0	0,0	0,0	-	-	-	-	-	-	-	-	-	-	-	-	-	-	-	-	-	-	-	-	0,035
05 03 02 36 0000 026	C1	Payments - sheep and goat sector - R.1782/03, Art.69 - calendar year 2007 and earlier	-	-	-	-	-	-	-	-	-	-	-	-	-	-	-	-	-	-	-	-	-	0,0	-	-	-	-	-	-	-	-	-	0,015
05 03 02 36 0000 027	C1	Payments - cotton - R.1782/03, Art.69 - calendar year 2007 and earlier	-	-	-	-	-	-	-	-	-	-	-	-	-	-	-	-	-	-	-	-	-	-	-	-	-	-	-	-	-	-	0,012	
05 03 02 36 0000 028	C1	Payments - olive oil - R.1782/03, Art.69 - calendar year 2007 and earlier	-	-	-	-	-	-	-	0,0	-	-	-	-	-	-	-	-	-	-	-	-	-	-	-	-	-	-	-	-	-	-	0,000	
05 03 02 36 0000 029	C1	Payments - tobacco - R.1782/03, Art.69 - calendar year 2007 and earlier	-	-	-	-	-	-	-	-	-	-	-	-	-	-	-	-	-	-	-	-	-	-	-	-	-	-	-	-	-	-	-	-
05 03 02 36 0000 030	C1	Payments - sugar - R.1782/03, Art.69 - calendar year 2007 and earlier	-	-	-	-	-	-	-	-	-	-	-	-	-	-	-	-	-	-	-	-	-	-	-	-	-	-	-	-	-	-	-	-
05 03 02 36 0000 031	C1	Payments - milk products - R.1782/03, Art.69 - calendar year 2007 and earlier	-	-	-	-	-	-	-	-	0,0	0,0	0,0	-	-	-	-	-	-	-	-	-	-	-	-	-	-	-	-	-	-	-	-	0,029
05 03 02 36 0000 032	C1	Payments - all products - R.1782/03, Art.69 - calendar year 2008 - SE	-	-	-	-	-	-	-	-	-	-	-	-	-	-	-	-	-	-	-	-	-	-	-	-	-	-	-	-	-	-	0,017	
05 03 02 36 0000 033	C1	Payments - arable crops - R.1782/03, Art.69 - calendar year 2008 - EL, IT, FI	-	-	-	-	-	-	-	-	-	-	0,2	-	-	-	-	-	-	-	-	-	-	-	-	-	-	-	-	-	-	-	0,002	
05 03 02 36 0000 034	C1	Payments - rice - R.1782/03, Art.69 - calendar year 2008 - PT	-	-	-	-	-	-	-	-	-	-	-	-	-	-	-	-	-	-	-	-	-	-	-	-	-	-	-	-	-	-	0,207	
05 03 02 36 0000 035	C1	Payments - beef/veal - R.1782/03, Art.69 - calendar year 2008 - EL, ES, IT, PT, SI, FI, UK	-	-	-	-	-	-	-	-	0,1	-	0,2	-	-	-	-	-	-	-	-	-	-	-	-	-	-	-	-	-	-	-	-	0,268
05 03 02 36 0000 036	C1	Payments - sheep and goat sector - R.1782/03, Art.69 - calendar year 2008 - EL, IT, PT	-	-	-	-	-	-	-	-	-	-	0,0	-	-	-	-	-	-	-	-	-	-	-	-	-	-	-	-	-	-	-	-	0,031
05 03 02 36 0000 037	C1	Payments - cotton - R.1782/03, Art.69 - calendar year 2008 - ES	-	-	-	-	-	-	-	-	-	-	-	-	-	-	-	-	-	-	-	-	-	-	-	-	-	-	-	-	-	-	-	0,010

In EUR million

ANNEX 33
 EXPENDITURE CHARGED AGAINST THE 2011 BUDGET
 DETAILS by ITEM and by MEMBER STATE

Budget Line	Fund source	Item	BE	BG	CZ	DK	DE	EE	IE	EL	ES	FR	IT	CY	LV	LT	LU	HU	MT	NL	AT	PL	PT	RO	SI	SK	FI	SE	UK	CE	TOTAL			
05 03 02 36 0000 037	C1	Payments - olive oil - R.1782/03, Art.69 - calendar year 2008 - EL, PT	-	-	-	-	-	-	-	-	-	-	-	-	-	-	-	-	-	-	-	-	0.0	-	-	-	-	-	-	-	-	0.005		
05 03 02 36 0000 038	C1	Payments - tobacco - R.1782/03, Art.69 - calendar year 2008 - EL, ES	-	-	-	-	-	-	-	-	0.0	-	-	-	-	-	-	-	-	-	-	-	-	-	-	-	-	-	-	-	-	0.000		
05 03 02 36 0000 039	C1	Payments - sugar - R.1782/03, Art.69 - calendar year 2008 - EL, ES, IT, PT	-	-	-	-	-	-	-	-	0.1	-	-	0.0	-	-	-	-	-	-	-	-	-	-	-	-	-	-	-	-	-	0.093		
05 03 02 36 0000 040	C1	Payments - milk products - R.1782/03, Art.69 - calendar year 2008 - ES	-	-	-	-	-	-	-	-	0.0	-	-	-	-	-	-	-	-	-	-	-	-	-	-	-	-	-	-	-	-	0.006		
05 03 02 36 0000 041	C1	Payments - all products - 0% modulation - R.1782/03, Art.69 - calendar year 2009 - SE	-	-	-	-	-	-	-	-	-	-	-	-	-	-	-	-	-	-	-	-	-	-	-	-	-	-	-	-	-	-0.002		
05 03 02 36 0000 042	C1	Payments - all products - payments > 300.000 € - 11% modulation - R.1782/03, Art.69 - calendar year 2009 - SE	-	-	-	-	-	-	-	-	-	-	-	-	-	-	-	-	-	-	-	-	-	-	-	-	-	-	-	-	-	0.003		
05 03 02 36 0000 043	C1	Payments - arable crops - 0% modulation - R.1782/03, Art.69 - calendar year 2009 - EL, IT, PT, FI	-	-	-	-	-	-	-	-0.0	-	-	0.1	-	-	-	-	-	-	-	-	-	0.0	-	-	-	-	-	-	-	-	0.128		
05 03 02 36 0000 044	C1	Payments - arable crops - payments 5.000 €-300.000 € - 7% modulation - R.1782/03, Art.69 - calendar year 2009 - EL, IT, PT, FI	-	-	-	-	-	-	-	-	-	-	0.4	-	-	-	-	-	-	-	-	-	0.0	-	-	-	-	-	-	-	-	0.440		
05 03 02 36 0000 045	C1	Payments - arable crops - payments > 300.000 € - 11% modulation - R.1782/03, Art.69 - calendar year 2009 - EL, IT, PT, FI	-	-	-	-	-	-	-	-	-	-	0.0	-	-	-	-	-	-	-	-	-	-	-	-	-	-	-	-	-	-	0.011		
05 03 02 36 0000 046	C1	Payments - rice - 0% modulation - R.1782/03, Art.69 - calendar year 2009 - PT	-	-	-	-	-	-	-	-	-	-	-	-	-	-	-	-	-	-	-	-	-	-	-	-	-	-	-	-	-	-		
05 03 02 36 0000 047	C1	Payments - rice - payments 5.000 €-300.000 € - 7% modulation - R.1782/03, Art.69 - calendar year 2009 - PT	-	-	-	-	-	-	-	-	-	-	-	-	-	-	-	-	-	-	-	-	-	-	-	-	-	-	-	-	-	-	-	
05 03 02 36 0000 048	C1	Payments - beef/veal - 0% modulation - R.1782/03, Art.69 - calendar year 2009 - EL, ES, IT, PT, FI	-	-	-	-	-	-	-	-	0.0	-	0.1	-	-	-	-	-	-	-	-	-	-	0.0	-	-	0.0	-	-	-	-	-	0.808	
05 03 02 36 0000 049	C1	Payments - beef/veal - payments < 5.000 € - 8,5% modulation - R.1782/03, Art.69 - calendar year 2009 - EL, ES, IT, PT, FI	-	-	-	-	-	-	-	-	-	-	0.0	-	-	-	-	-	-	-	-	-	-	-	-	-	-	-	-	-	-	-	0.021	
05 03 02 36 0000 050	C1	Payments - beef/veal - payments 5.000 €-300.000 € - 7% modulation - R.1782/03, Art.69 - calendar year 2009 - EL, ES, IT, PT, FI	-	-	-	-	-	-	-	-	-	-	0.0	-	-	-	-	-	-	-	-	-	-	-	-	-	-	-	-	-	-	-	0.003	
05 03 02 36 0000 051	C1	Payments - sheep and goat sector - payments > 5.000 € - 13,5% modulation - R.1782/03, Art.69 - calendar year 2009 - Scotland, UK	-	-	-	-	-	-	-	-	-	-	-	-	-	-	-	-	-	-	-	-	-	-	-	-	-	-	-	-	-	-	0.003	
05 03 02 36 0000 052	C1	Payments - sheep and goat sector - 0% modulation - R.1782/03, Art.69 - calendar year 2009 - EL, IT, PT	-	-	-	-	-	-	-	-	-	-	-	-	-	-	-	-	-	-	-	-	-	-	-	-	-	-	-	-	-	-	0.003	
05 03 02 36 0000 053	C1	Payments - sheep and goat sector - payments 5.000 €-300.000 € - 7% modulation - R.1782/03, Art.69 - calendar year 2009 - EL, IT, PT	-	-	-	-	-	-	-	-	-0.0	-	-	-	-	-	-	-	-	-	-	-	-	0.0	-	-	-	-	-	-	-	-	-0.036	
05 03 02 36 0000 054	C1	Payments - sheep and goat sector - payments > 300.000 € - 11% modulation - R.1782/03, Art.69 - calendar year 2009 - EL, IT, PT	-	-	-	-	-	-	-	-	-	-	-	-	-	-	-	-	-	-	-	-	-	0.0	-	-	-	-	-	-	-	-	0.001	
05 03 02 36 0000 055	C1	Payments - cotton - 0% modulation - R.1782/03, Art.69 - calendar year 2009 - EL, IT, PT	-	-	-	-	-	-	-	-	-	-	-	-	-	-	-	-	-	-	-	-	-	-	-	-	-	-	-	-	-	-	-	
05 03 02 36 0000 056	C1	Payments - cotton - payments 5.000 €-300.000 € - 7% modulation - R.1782/03, Art.69 - calendar year 2009 - ES	-	-	-	-	-	-	-	-	-	-	-	-	-	-	-	-	-	-	-	-	-	-	-	-	-	-	-	-	-	-	-	-
05 03 02 36 0000 057	C1	Payments - cotton - payments > 300.000 € - 11% modulation - R.1782/03, Art.69 - calendar year 2009 - EL, IT, PT	-	-	-	-	-	-	-	-	-	-	-	-	-	-	-	-	-	-	-	-	-	-	-	-	-	-	-	-	-	-	-	-
05 03 02 36 0000 058	C1	Payments - olive oil - 0% modulation - R.1782/03, Art.69 - calendar year 2009 - EL, PT	-	-	-	-	-	-	-	-	-	-	-	-	-	-	-	-	-	-	-	-	-	-	-	-	-	-	-	-	-	-	-	-
05 03 02 36 0000 059	C1	Payments - olive oil - payments 5.000 €-300.000 € - 7% modulation - R.1782/03, Art.69 - calendar year 2009 - EL, PT	-	-	-	-	-	-	-	-	-	-	-	-	-	-	-	-	-	-	-	-	-	-	-	-	-	-	-	-	-	-	-	-
05 03 02 36 0000 060	C1	Payments - olive oil - 0% modulation - R.1782/03, Art.69 - calendar year 2009 - EL, PT	-	-	-	-	-	-	-	-	-	-	-	-	-	-	-	-	-	-	-	-	-	-	-	-	-	-	-	-	-	-	-	-
05 03 02 36 0000 061	C1	Payments - olive oil - payments > 300.000 € - 11% modulation - R.1782/03, Art.69 - calendar year 2009 - ES	-	-	-	-	-	-	-	-	-	0.0	-	-	-	-	-	-	-	-	-	-	-	-	-	-	-	-	-	-	-	-	-	0.002
05 03 02 36 0000 062	C1	Payments - olive oil - 0% modulation - R.1782/03, Art.69 - calendar year 2009 - EL, PT	-	-	-	-	-	-	-	-	-	-	-	-	-	-	-	-	-	-	-	-	-	-	-	-	-	-	-	-	-	-	-	-
05 03 02 36 0000 063	C1	Payments - olive oil - 0% modulation - R.1782/03, Art.69 - calendar year 2009 - EL, PT	-	-	-	-	-	-	-	-	-	-	-	-	-	-	-	-	-	-	-	-	-	0.0	-	-	-	-	-	-	-	-	-	-0.035

In EUR million

ANNEX 33
 EXPENDITURE CHARGED AGAINST THE 2011 BUDGET
 DETAILS by ITEM and by MEMBER STATE

Budget/Line	Fund source	Item	BE	BG	CZ	DK	DE	EE	IE	EL	ES	FR	IT	CY	LV	LT	LU	HU	MT	NL	AT	PL	PT	RO	SI	SK	FI	SE	UK	CE	TOTAL			
		Payments - olive oil - payments 5.000 €-300.000 € - 7% modulation - R.1782/03, Art.69 - calendar year 2009 - EL, PT	-	-	-	-	-	-	-	-	-	-	-	-	-	-	-	-	-	-	-	-	0.1	-	-	-	-	-	-	-	-	0.111		
05 03 02 36 0000 064	C1	Payments - olive oil - payments > 300.000 € - 11% modulation - R.1782/03, Art.69 - calendar year 2009 - EL, PT	-	-	-	-	-	-	-	-	-	-	-	-	-	-	-	-	-	-	-	-	-	-	-	-	-	-	-	-	-	-		
05 03 02 36 0000 065	C1	Payments - tobacco - 0% modulation - R.1782/03, Art.69 - calendar year 2009 - EL, ES	-	-	-	-	-	-	-	-	-	-	-	-	-	-	-	-	-	-	-	-	-	-	-	-	-	-	-	-	-	-	-	
05 03 02 36 0000 067	C1	Payments - tobacco - payments 5.000 €-300.000 € - 7% modulation - R.1782/03, Art.69 - calendar year 2009 - EL, ES	-	-	-	-	-	-	-	-	0.0	-	-	-	-	-	-	-	-	-	-	-	-	-	-	-	-	-	-	-	-	-	-	
05 03 02 36 0000 068	C1	Payments - tobacco - payments > 300.000 € - 11% modulation - R.1782/03, Art.69 - calendar year 2009 - EL, ES	-	-	-	-	-	-	-	-	0.0	-	-	-	-	-	-	-	-	-	-	-	-	-	-	-	-	-	-	-	-	-	0.001	
05 03 02 36 0000 069	C1	Payments - sugar - 0% modulation - R.1782/03, Art.69 - calendar year 2009 - EL, ES, IT, PT	-	-	-	-	-	-	-	-	-	-	-	-	-	-	-	-	-	-	-	-	-	-	-	-	-	-	-	-	-	-	-	
05 03 02 36 0000 070	C1	Payments - sugar - payments 5.000 €-300.000 € - 7% modulation - R.1782/03, Art.69 - calendar year 2009 - EL, ES, IT, PT	-	-	-	-	-	-	-	-	0.0	-	-	-	-	-	-	-	-	-	-	-	-	-	-	-	-	-	-	-	-	-	0.003	
05 03 02 36 0000 071	C1	Payments - sugar - payments > 300.000 € - 11% modulation - R.1782/03, Art.69 - calendar year 2009 - EL, ES, IT, PT	-	-	-	-	-	-	-	-	-0.0	-	-	-	-	-	-	-	-	-	-	-	-	-	-	-	-	-	-	-	-	-	0.021	
05 03 02 36 0000 072	C1	Payments - milk products - 0% modulation - R.1782/03, Art.69 - calendar year 2009 - ES	-	-	-	-	-	-	-	-	-	-	-	-	-	-	-	-	-	-	-	-	-	-	-	-	-	-	-	-	-	-	0.000	
05 03 02 36 0000 074	C1	Payments - milk products - payments 5.000 €-300.000 € - 7% modulation - R.1782/03, Art.69 - calendar year 2009 - ES	-	-	-	-	-	-	-	-	0.0	-	-	-	-	-	-	-	-	-	-	-	-	-	-	-	-	-	-	-	-	-	0.006	
05 03 02 36 0000 075	C1	Payments - milk products - payments > 300.000 € - 11% modulation - R.1782/03, Art.69 - calendar year 2009 - ES	-	-	-	-	-	-	-	-	0.1	-	-	-	-	-	-	-	-	-	-	-	-	-	-	-	-	-	-	-	-	-	0.096	
05 03 02 36 0000 076	C1	Specific support - transitional measures - 0% modulation - R.73/09, Art.72(4) - calendar year 2009 - IE	-	-	-	-	-	-	-	-	-	-	-	-	-	-	-	-	-	-	-	-	-	-	-	-	-	-	-	-	-	-	-	
05 03 02 36 0000 077	C1	Specific support - transitional measures - payments 5.000 €-300.000 € - 7% modulation - R.73/09, Art.72(4) - calendar year 2009 - IE	-	-	-	-	-	-	-	-	0.0	-	-	-	-	-	-	-	-	-	-	-	-	-	-	-	-	-	-	-	-	-	0.001	
05 03 02 36 0000 078	C1	Specific support - transitional measures - payments > 300.000 € - 11% modulation - R.73/09, Art.72(4) - calendar year 2009 - IE	-	-	-	-	-	-	-	-	0.0	-	-	-	-	-	-	-	-	-	-	-	-	-	-	-	-	-	-	-	-	-	0.001	
05 03 02 36 0000 079	C1	Payments - rice - payments > 300.000 € - 11% modulation - R.1782/03, Art.69 - calendar year 2009 - PT	-	-	-	-	-	-	-	-	-	-	-	-	-	-	-	-	-	-	-	-	-	-	-	-	-	-	-	-	-	-	-	
05 03 02 36 0000 080	C1	Transitional provisions - arable crops - payments 0% modulation - R.73/09, Art.72(3) - calendar year 2010 - FI	-	-	-	-	-	-	-	-	-	-	-	-	-	-	-	-	-	-	-	-	-	-	-	-	-	-	-	-	-	-	-	0.318
05 03 02 36 0000 081	C1	Transitional provisions - arable crops - payments 8% modulation - R.73/09, Art.72(3) - calendar year 2010 - FI	-	-	-	-	-	-	-	-	-	-	-	-	-	-	-	-	-	-	-	-	-	-	-	-	-	-	-	-	-	-	-	5.0
05 03 02 36 0000 082	C1	Transitional provisions - arable crops - payments 12% modulation - R.73/09, Art.72(3) - calendar year 2010 - FI	-	-	-	-	-	-	-	-	-	-	-	-	-	-	-	-	-	-	-	-	-	-	-	-	-	-	-	-	-	-	-	9.684
05 03 02 36 0000 083	C1	Transitional provisions - beef/veal - payments 0% modulation - R.73/09, Art.72(3) - calendar year 2010 - ES	-	-	-	-	-	-	-	-	-	-	-	-	-	-	-	-	-	-	-	-	-	-	-	-	-	-	-	-	-	-	-	38.507
05 03 02 36 0000 084	C1	Transitional provisions - beef/veal - payments 8% modulation - R.73/09, Art.72(3) - calendar year 2010 - ES	-	-	-	-	-	-	-	-	38.5	-	-	-	-	-	-	-	-	-	-	-	-	-	-	-	-	-	-	-	-	-	-	38.507
05 03 02 36 0000 085	C1	Transitional provisions - beef/veal - payments 12% modulation - R.73/09, Art.72(3) - calendar year 2010 - ES	-	-	-	-	-	-	-	-	0.3	-	-	-	-	-	-	-	-	-	-	-	-	-	-	-	-	-	-	-	-	-	-	0.292
05 03 02 36 0000 086	C1	Transitional provisions - cotton - payments 0% modulation - R.73/09, Art.72(3) - calendar year 2010 - ES	-	-	-	-	-	-	-	-	0.2	-	-	-	-	-	-	-	-	-	-	-	-	-	-	-	-	-	-	-	-	-	-	0.213

In EUR million

ANNEX 33
 EXPENDITURE CHARGED AGAINST THE 2011 BUDGET
 DETAILS by ITEM and by MEMBER STATE

Budget Line	Fund source	Item	BE	BG	CZ	DK	DE	EE	IE	EL	ES	FR	IT	CY	LV	LT	LU	HU	MT	NL	AT	PL	PT	RO	SI	SK	FI	SE	UK	CE	TOTAL	
05 03 02 39 0000 011	C1	Community aid for sugar beet and cane producers - payments 5.000 €-300.000 € - 8% modulation - R.73/09, Art.93 - calendar year 2010 - EL, ES, IT, PT	-	-	-	-	-	-	-	2.8	20.1	16.9	-	-	-	-	-	-	-	-	-	-	-	-	-	-	-	-	-	-	39,840	
05 03 02 39 0000 012	C1	Community aid for sugar beet and cane producers - payments > 300.000 € - 12% modulation - R.73/09, Art.93 - calendar year 2010 - EL, ES, IT, PT	-	-	-	-	-	-	-	-	0.5	0.8	-	-	-	-	-	-	-	-	-	-	-	-	-	-	-	-	-	-	1,302	
05 03 02 39	C1	Additional amount for sugar beet and cane producers Area aid for cotton - R.1782/03, Art.110a - calendar year 2007 and earlier	-	-	-	-	-	-	-	3.8	21.3	20.1	-	-	-	-	-	-	-	-	-	-	-	-	-	-	-	-	-	-	45,225	
05 03 02 40 0000 003	C1	Additional amounts of aid (10€) - R.1782/03, Art.110(2) - calendar year 2007 and earlier	-	-	-	-	-	-	-	1.5	0.0	-	-	-	-	-	-	-	-	-	-	-	-	-	-	-	-	-	-	-	1,491	
05 03 02 40 0000 004	C1	Area aid for cotton - R.1782/03, Art.110a - calendar year 2008 - EL, ES, PT	-	-	-	-	-	-	-	-	0.0	-	-	-	-	-	-	-	-	-	-	-	-	-	-	-	-	-	-	-	0,000	
05 03 02 40 0000 005	C1	Additional amounts of aid (10€) - R.1782/03, Art.110(2) - calendar year 2008 - EL, ES, PT	-	-	-	-	-	-	-	0.1	0.0	-	-	-	-	-	-	-	-	-	-	-	-	-	-	-	-	-	-	-	0,138	
05 03 02 40 0000 006	C1	Area aid for cotton - 0% modulation - R.73/09, Art.88 - calendar year 2009 - EL, ES, PT	-	-	-	-	-	-	-	-	-	-	-	-	-	-	-	-	-	-	-	-	-	-	-	-	-	-	-	-	-	-
05 03 02 40 0000 007	C1	Area aid for cotton - payments 5.000 €-300.000 € - 7% modulation - R.73/09, Art.88 - calendar year 2009 - EL, ES, PT	-	-	-	-	-	-	-	-	-	-	-	-	-	-	-	-	-	-	-	-	-	-	-	-	-	-	-	-	-	-0,205
05 03 02 40 0000 008	C1	Area aid for cotton - payments > 300.000 € - 11% modulation - R.73/09, Art.88 - calendar year 2009 - EL, ES, PT	-	-	-	-	-	-	-	-	-	-	-	-	-	-	-	-	-	-	-	-	-	-	-	-	-	-	-	-	-	-
05 03 02 40 0000 009	C1	Additional amounts of aid (2€) - 0% modulation - R.73/09, Art.92(2) - calendar year 2009 - EL, ES, PT	-	-	-	-	-	-	-	-	-	-	-	-	-	-	-	-	-	-	-	-	-	-	-	-	-	-	-	-	-	-
05 03 02 40 0000 011	C1	Additional amounts of aid (2€) - payments 5.000 €-300.000 € - 7% modulation - R.73/09, Art.92(2) - calendar year 2009 - EL, ES, PT	-	-	-	-	-	-	-	-	-	-	-	-	-	-	-	-	-	-	-	-	-	-	-	-	-	-	-	-	-	-
05 03 02 40 0000 012	C1	Additional amounts of aid (2€) - payments > 300.000 € - 11% modulation - R.73/09, Art.92(2) - calendar year 2009 - EL, ES, PT	-	-	-	-	-	-	-	-	-	-	-	-	-	-	-	-	-	-	-	-	-	-	-	-	-	-	-	-	-	-
05 03 02 40 0000 013	C1	Area aid for cotton - 0% modulation - R.73/09, Art.88 - calendar year 2010 - EL, ES, PT	-	-	-	-	-	-	-	-	30.0	2.5	-	-	-	-	-	-	-	-	-	-	-	-	-	-	-	-	-	-	-	32,583
05 03 02 40 0000 014	C1	Area aid for cotton - payments 5.000 €-300.000 € - 8% modulation - R.73/09, Art.88 - calendar year 2010 - EL, ES, PT	-	-	-	-	-	-	-	-	155.1	52.4	-	-	-	-	-	-	-	-	-	-	-	-	-	-	-	-	-	-	-	207,440
05 03 02 40 0000 015	C1	Area aid for cotton - payments > 300.000 € - 12% modulation - R.73/09, Art.88 - calendar year 2010 - EL, ES, PT	-	-	-	-	-	-	-	-	5.3	-	-	-	-	-	-	-	-	-	-	-	-	-	-	-	-	-	-	-	-	5,345
05 03 02 40 0000 016	C1	Additional amounts of aid (2€) - 0% modulation - R.73/09, Art.92(2) - calendar year 2010 - EL, ES, PT	-	-	-	-	-	-	-	0.0	-	-	-	-	-	-	-	-	-	-	-	-	-	-	-	-	-	-	-	-	-	0,050
05 03 02 40 0000 017	C1	Additional amounts of aid (2€) - payments 5.000 €-300.000 € - 8% modulation - R.73/09, Art.92(2) - calendar year 2010 - EL, ES, PT	-	-	-	-	-	-	-	-	0.4	-	-	-	-	-	-	-	-	-	-	-	-	-	-	-	-	-	-	-	-	0,414
05 03 02 40 0000 018	C1	Additional amounts of aid (2€) - payments > 300.000 € - 12% modulation - R.73/09, Art.92(2) - calendar year 2010 - EL, ES, PT	-	-	-	-	-	-	-	-	187.0	60.3	-	-	-	-	-	-	-	-	-	-	-	-	-	-	-	-	-	-	-	247,266
05 03 02 40 0000 019	C1	Area aid for cotton	-	-	-	-	-	-	-	-	-	-	-	-	-	-	-	-	-	-	-	-	-	-	-	-	-	-	-	-	-	-
05 03 02 40	C1	Transitional fruit and vegetable payments - tomatoes - R.1782/03, Art.68b(1)&Art.143bc(1) - calendar year 2008 - EL, ES, FR, IT, PT, RO, SK	-	-	-	-	-	-	-	-	0.0	0.0	-	-	-	-	-	-	-	-	-	-	-	-	-	-	-	-	-	-	-	0,039
05 03 02 41 0000 001	C1	Transitional fruit and vegetable payments - tomatoes - 0% modulation - R.1782/03, Art.68b(1)&Art.143bc(1) - calendar year 2009 - EL, ES, FR, IT, PT, RO, SK	-	-	-	-	-	-	-	-	0.0	0.0	-	-	-	-	-	-	-	-	-	-	-	-	-	-	-	-	-	-	-	0,033
05 03 02 41 0000 002	C1	Transitional fruit and vegetable payments - tomatoes - payments 5.000 €-300.000 € - 7% modulation - R.1782/03, Art.68b(1) - calendar year 2009 - EL, ES, FR, IT, PT	-	-	-	-	-	-	-	-	-	0.0	0.5	-	-	-	-	-	-	-	-	-	-	-	-	-	-	-	-	-	-	0,477
05 03 02 41 0000 003	C1	Transitional fruit and vegetable payments - tomatoes - payments > 300.000 € - 11% modulation - R.1782/03, Art.68b(1) - calendar year 2009 - EL, ES, FR, IT, PT	-	-	-	-	-	-	-	-	-	0.0	0.0	-	-	-	-	-	-	-	-	-	-	-	-	-	-	-	-	-	-	0,005

In EUR million

ANNEX 33
 EXPENDITURE CHARGED AGAINST THE 2011 BUDGET
 DETAILS by ITEM and by MEMBER STATE

Budget Line	Fund source	Item	BE	BG	CZ	DK	DE	EE	IE	EL	ES	FR	IT	CY	LV	LT	LU	HU	MT	NL	AT	PL	PT	RO	SI	SK	FI	SE	UK	CE	TOTAL		
05 03 02 42 0000 006	NA	Transitional fruit and vegetable payments - other products than tomatoes - payments 5.000 €-300.000 € - 8% modulation - R.73/09, Art.54(2) - calendar year 2010 - FR, IT	-	-	-	-	-	-	-	-	-	-	-	-	-	-	-	-	-	-	-	-	-	-	-	-	-	-	-	-	-	-	
05 03 02 42 0000 006		Transitional fruit and vegetable payments - other products than tomatoes - payments 5.000 €-300.000 € - 8% modulation - R.73/09, Art.54(2) - calendar year 2010 - FR, IT	-	-	-	-	-	-	-	-	-	33.9	4.9	-	-	-	-	-	-	-	-	-	-	-	-	-	-	-	-	-	-	38.812	
05 03 02 42 0000 007	C1	Transitional fruit and vegetable payments - other products than tomatoes - payments > 300.000 € - 12% modulation - R.73/09, Art.54(2) - calendar year 2010 - FR, IT	-	-	-	-	-	-	-	-	-	0.1	0.2	-	-	-	-	-	-	-	-	-	-	-	-	-	-	-	-	-	-	0.272	
05 03 02 42 0000 007	NA	Transitional fruit and vegetable payments - other products than tomatoes - payments > 300.000 € - 12% modulation - R.73/09, Art.54(2) - calendar year 2010 - FR, IT	-	-	-	-	-	-	-	-	-	-	-	-	-	-	-	-	-	-	-	-	-	-	-	-	-	-	-	-	-	-	
05 03 02 42 0000 007	C1	Transitional fruit and vegetables payment — Other products than tomatoes	-	-	-	-	-	-	-	-	-	0.1	0.2	-	-	-	-	-	-	-	-	-	-	-	-	-	-	-	-	-	-	0.272	
05 03 02 42 0000 002	NA	Transitional fruit and vegetables payment — Other products than tomatoes	-	-	-	-	-	-	-	2.0	1.2	39.9	8.2	4.4	-	-	-	-	-	-	-	-	-	-	-	-	-	-	-	-	-	55.666	
05 03 02 42 0000 002	NA	Transitional fruit and vegetables payment — Other products than tomatoes	-	-	-	-	-	-	-	2.0	1.2	39.9	8.2	4.4	-	-	-	-	-	-	-	-	-	-	-	-	-	-	-	-	-	55.666	
05 03 02 43 0000 001	C1	Transitional soft fruit payment - R.1782/03, Art.110(v) - calendar year 2008 - BG, LV, LT, HU, PL	-	-	-	-	-	-	-	-	-	-	-	-	-	-	-	-	-	-	-	-	-	-	-	-	-	-	-	-	-	0.000	
05 03 02 43 0000 002	C1	Transitional soft fruit payment - R.73/09, Art.98 - calendar year 2009 - BG, LV, LT, HU, PL	-	-	-	-	-	-	-	-	-	-	-	-	-	-	-	-	-	-	-	-	-	-	-	-	-	-	-	-	-	-	-
05 03 02 43 0000 002	NA	Transitional soft fruit payment - R.73/09, Art.98 - calendar year 2009 - BG, LV, LT, HU, PL	-	-	-	-	-	-	-	-	-	-	-	-	-	-	-	-	-	-	-	-	-	-	-	-	-	-	-	-	-	-	-
05 03 02 43 0000 003	C1	Transitional soft fruit payment - R.73/09, Art.98 - calendar year 2010 - BG, LV, LT, HU, PL	-	-	-	-	-	-	-	-	-	-	-	-	-	-	-	-	-	-	-	-	-	-	-	-	-	-	-	-	-	-	-
05 03 02 43 0000 003	NA	Transitional soft fruit payment - R.73/09, Art.98 - calendar year 2010 - BG, LV, LT, HU, PL	-	-	-	-	-	-	-	-	-	-	-	-	-	-	-	-	-	-	-	-	-	-	-	-	-	-	-	-	-	-	-
05 03 02 43 0000 003	C1	Transitional soft fruit payment - R.73/09, Art.98 - calendar year 2010 - BG, LV, LT, HU, PL	-	-	-	-	-	-	-	-	-	-	-	-	-	-	-	-	-	-	-	-	-	-	-	-	-	-	-	-	-	-	-
05 03 02 43 0000 003	NA	Transitional soft fruit payment - R.73/09, Art.98 - calendar year 2010 - BG, LV, LT, HU, PL	-	-	-	-	-	-	-	-	-	-	-	-	-	-	-	-	-	-	-	-	-	-	-	-	-	-	-	-	-	-	-
05 03 02 44 0000 001	C1	Specific support - environment - payments 5.000 € - 300.000 € - 8% modulation - R.73/09, Art.68(1)(a)(i) - calendar year 2010 - DK, IE, FR, NL, PT	-	-	-	-	-	-	-	-	-	5.1	-	-	-	-	-	-	-	-	-	-	-	-	-	-	-	-	-	-	-	-	16.054
05 03 02 44 0000 002	C1	Specific support - environment - payments > 300.000 € - 12% modulation - R.73/09, Art.68(1)(a)(i) - calendar year 2010 - DK, IE, FR, NL, PT	-	-	-	-	-	-	-	-	-	31.3	-	-	-	-	-	-	-	-	-	-	-	-	-	-	-	-	-	-	-	-	33.500
05 03 02 44 0000 003	C1	Specific support - quality - 0% modulation - R.73/09, Art.68(1)(a)(ii) - calendar year 2010 - BE, EL, ES, FR, IT, PT, RO	0.6	-	-	-	-	-	-	-	12.2	0.6	1.8	9.4	-	-	-	-	-	-	-	-	-	-	-	-	-	-	-	-	-	-	28.095
05 03 02 44 0000 005	C1	Specific support - quality - payments > 300.000 € - 12% modulation - R.73/09, Art.68(1)(a)(ii) - calendar year 2010 - BE, EL, ES, FR, IT, PT	1.3	-	-	-	-	-	-	-	21.7	11.9	5.4	100.7	-	-	-	-	-	-	-	-	-	-	-	-	-	-	-	-	-	-	146.186
05 03 02 44 0000 006	C1	Specific support - animal welfare - 0% modulation - R.73/09, Art.68(1)(e)(iv) - calendar year 2010 - NL	0.0	-	-	-	-	-	-	-	-	0.5	0.0	10.7	-	-	-	-	-	-	-	-	-	-	-	-	-	-	-	-	-	-	12.165
05 03 02 44 0000 010	C1	Specific support - animal welfare - 0% modulation - R.73/09, Art.68(1)(e)(iv) - calendar year 2010 - NL	-	-	-	-	-	-	-	-	-	-	-	-	-	-	-	-	-	-	-	-	-	-	-	-	-	-	-	-	-	-	0.042

In EUR million

ANNEX 33
 EXPENDITURE CHARGED AGAINST THE 2011 BUDGET
 DETAILS by ITEM and by MEMBER STATE

Budget/Line	Fund source	Item	BE	BG	CZ	DK	DE	EE	IE	EL	ES	FR	IT	CY	LV	LT	LU	HU	MT	NL	AT	PL	PT	RO	SI	SK	FI	SE	UK	CE	TOTAL	
05 03 02 44 0000 011	C1	Specific support - animal welfare - payments 5.000 € - 300.000 € - 8% modulation - R.73/09, Art.68(1)(a)(v) - calendar year 2010 - NL	-	-	-	-	-	-	-	-	-	-	-	-	-	-	-	-	-	7.0	-	-	-	-	-	-	-	-	-	-	-	7.003
05 03 02 44 0000 012	C1	Specific support - animal welfare - payments > 300.000 € - 12% modulation - R.73/09, Art.68(1)(a)(v) - calendar year 2010 - NL	-	-	-	-	-	-	-	-	-	-	-	-	-	-	-	-	-	0.4	-	-	-	-	-	-	-	-	-	-	-	0.353
05 03 02 44 0000 013	C1	Specific support - specific disadvantages - 0% modulation - R.73/09, Art.68(1)(b) - calendar year 2010 - BE, BG, CZ, DE, EE, IE, EL, ES, FR, LV, HU, NL, AT, PL, PT, RO, SI, SK, FI	0.7	10.4	31.8	-	1.1	1.2	4.0	8.4	12.4	51.7	-	-	5.1	-	-	45.9	-	2.3	4.4	29.3	0.8	22.4	6.0	8.0	1.0	-	-	-	246.899	
05 03 02 44 0000 014	C1	Specific support - specific disadvantages - payments 5.000 €-300.000 € -8% modulation - R.73/09, Art.68(1)(b) - calendar year 2010 - BE, DE, IE, EL, ES, FR, NL, AT, PT, FI	3.0	-	-	-	0.7	-	18.5	26.2	44.3	115.0	-	-	-	-	-	-	-	1.1	6.8	-	6.5	-	-	-	35.0	-	-	-	257.201	
05 03 02 44 0000 015	C1	Specific support - specific disadvantages - payments > 300.000 € - 12% modulation - R.73/09, Art.68(1)(b) - calendar year 2010 - BE, DE, IE, EL, ES, FR, NL, AT, PT, FI	-	-	-	-	0.1	-	-	-	0.1	-	-	-	-	-	-	-	-	-	0.0	-	0.0	-	-	-	-	-	-	-	0.357	
05 03 02 44 0000 001	C1	Posel - direct aids - R.247/06, title III - calendar year 2009 - ES, FR, PT	5.6	10.4	31.8	0.5	1.9	1.2	22.5	68.5	69.8	210.3	120.7	5.1	-	-	-	45.9	-	11.3	11.1	39.9	15.6	25.5	6.0	8.0	36.1	-	-	-	747.991	
05 03 02 50 0000 001	NA	Posel - direct aids - R.247/06, title III - calendar year 2009 - ES, FR, PT	-	-	-	-	-	-	-	-	-	1.0	0.1	-	-	-	-	-	-	-	-	-	0.7	-	-	-	-	-	-	-	1.827	
05 03 02 50 0000 002	C1	Posel - direct aids - R.247/06, title III - calendar year 2010 - ES, FR, PT	-	-	-	-	-	-	-	-	-	178.0	156.5	-	-	-	-	-	-	-	-	-	78.9	-	-	-	-	-	-	-	413.458	
05 03 02 50 0000 002	NA	Posel - direct aids - R.247/06, title III - calendar year 2010 - ES, FR, PT	-	-	-	-	-	-	-	-	-	-	-	-	-	-	-	-	-	-	-	-	-	-	-	-	-	-	-	-	-	-
05 03 02 50 0000 002	C1	Posel - direct aids - R.247/06, title III - calendar year 2008 - ES, FR, PT	-	-	-	-	-	-	-	-	-	178.0	156.5	-	-	-	-	-	-	-	-	-	78.9	-	-	-	-	-	-	-	413.458	
05 03 02 50 3201 074	C1	Poseidom - plant products - transport aid, sugar cane - R.247/06, title III - calendar year 2007 and earlier	-	-	-	-	-	-	-	-	-	-	-	-	-	-	-	-	-	-	-	-	-	-	-	-	-	-	-	-	-	-
05 03 02 50 3201 075	C1	Poseidom - plant products - production aid - green vanilla - R.247/06, title III - calendar year 2007 and earlier	-	-	-	-	-	-	-	-	-	-	-	-	-	-	-	-	-	-	-	-	-	-	-	-	-	-	-	-	-	-
05 03 02 50 3201 076	C1	Poseidom - plant products - cultivation aid - geranium & vetiver - R.247/06, title III - calendar year 2007 and earlier	-	-	-	-	-	-	-	-	-	-	-	-	-	-	-	-	-	-	-	-	-	-	-	-	-	-	-	-	-	-
05 03 02 50 3201 077	C1	Poseidom - plant products - bananas - R.247/06, title III - calendar year 2007	-	-	-	-	-	-	-	-	-	-	-	-	-	-	-	-	-	-	-	-	-	-	-	-	-	-	-	-	-	-
05 03 02 50 3201 078	C1	Poseidom - livestock products - development aid for the ruminants stockbreeders - R.247/06, title III - calendar year 2007 and earlier	-	-	-	-	-	-	-	-	-	-	-	-	-	-	-	-	-	-	-	-	-	-	-	-	-	-	-	-	-	-
05 03 02 50 3201 093	C1	Poseidom - livestock products - premium, slaughter - R.247/06, title III - calendar year 2007 and earlier	-	-	-	-	-	-	-	-	-	-0.0	-	-	-	-	-	-	-	-	-	-	-	-	-	-	-	-	-	-	-	-0.003
05 03 02 50 3201 094	C1	Poseidom - livestock products - premium, small ruminants - R.247/06, title III - calendar year 2007 and earlier	-	-	-	-	-	-	-	-	-	-	-	-	-	-	-	-	-	-	-	-	-	-	-	-	-	-	-	-	-	-
05 03 02 50 3201 095	C1	Poseidom - plant products - transport aid, sugar cane - R.247/06, title III - calendar year 2008 - FR	-	-	-	-	-	-	-	-	-	-	-	-	-	-	-	-	-	-	-	-	-	-	-	-	-	-	-	-	-	-
05 03 02 50 3201 100	C1	Poseidom - plant products - production aid - green vanilla - R.247/06, title III - calendar year 2008 - FR	-	-	-	-	-	-	-	-	-	-	-	-	-	-	-	-	-	-	-	-	-	-	-	-	-	-	-	-	-	-
05 03 02 50 3201 101	C1	Poseidom - plant products - aid for maintaining planted land area - vanilla - Reunion - R.247/06, title III - calendar year 2008 - FR	-	-	-	-	-	-	-	-	-	-	-	-	-	-	-	-	-	-	-	-	-	-	-	-	-	-	-	-	-	-
05 03 02 50 3201 102	C1	Poseidom - plant products - aid for maintaining planted land area - vanilla - Reunion - R.247/06, title III - calendar year 2008 - FR	-	-	-	-	-	-	-	-	-	-	-	-	-	-	-	-	-	-	-	-	-	-	-	-	-	-	-	-	-	-

In EUR million

ANNEX 33
 EXPENDITURE CHARGED AGAINST THE 2011 BUDGET
 DETAILS by ITEM and by MEMBER STATE

Budget Line	Fund source	Item	BE	BG	CZ	DK	DE	EE	IE	EL	ES	FR	IT	CY	LV	LT	LU	HU	MT	NL	AT	PL	PT	RO	SI	SK	FI	SE	UK	CE	TOTAL						
05 03 02 50 3211 138		Poseima - livestock products - premium, milk cow - Azores - R.247/06, title III - calendar year 2008 - PT	-	-	-	-	-	-	-	-	-	-	-	-	-	-	-	-	-	-	-	-	-	-	-	-	-	-	-	-	-	-					
05 03 02 50 3211 139		Poseima - plant products - bananas - Azores - R.247/06, title III - calendar year 2008 - PT	-	-	-	-	-	-	-	-	-	-	-	-	-	-	-	-	-	-	-	-	-	-	-	-	-	-	-	-	-	-	-				
05 03 02 50 3221 063		Poseican - plant products - potatoes for consumption (area aid) - R.247/06, title III - calendar year 2007 and earlier	-	-	-	-	-	-	-	-	-	-	-	-	-	-	-	-	-	-	-	-	-	-	-	-	-	-	-	-	-	-	-	-			
05 03 02 50 3221 064		Poseican - plant products - aid, arable crops - R.247/06, title III - calendar year 2007 and earlier	-	-	-	-	-	-	-	-	-	-	-	-	-	-	-	-	-	-	-	-	-	-	-	-	-	-	-	-	-	-	-	-	-		
05 03 02 50 3221 065		Poseican - plant products - aid for local marketing of fruit and vegetables - R.247/06, title III - calendar year 2007 and earlier	-	-	-	-	-	-	-	-	-	-	-	-	-	-	-	-	-	-	-	-	-	-	-	-	-	-	-	-	-	-	-	-	-		
05 03 02 50 3221 066	C1	Poseican - plant products - bananas - R.247/06, title III - calendar year 2007	-	-	-	-	-	-	-	-	0.1	-	-	-	-	-	-	-	-	-	-	-	-	-	-	-	-	-	-	-	-	-	-	-	0.080		
05 03 02 50 3221 066	NA	Poseican - plant products - bananas - R.247/06, title III - calendar year 2007	-	-	-	-	-	-	-	-	-	-	-	-	-	-	-	-	-	-	-	-	-	-	-	-	-	-	-	-	-	-	-	-	0.080		
05 03 02 50 3221 066		Poseican - livestock products - aid : bovine sector - birth premium - R.247/06, title III - calendar year 2007 and earlier	-	-	-	-	-	-	-	-	-	-	-	-	-	-	-	-	-	-	-	-	-	-	-	-	-	-	-	-	-	-	-	-	-		
05 03 02 50 3221 073		Poseican - livestock products - aid : bovine sector - premium : slaughter - R.247/06, title III - calendar year 2007 and earlier	-	-	-	-	-	-	-	-	-	-	-	-	-	-	-	-	-	-	-	-	-	-	-	-	-	-	-	-	-	-	-	-	-		
05 03 02 50 3221 074		Poseican - livestock products - aid : sheep and goat sector - R.247/06, title III - calendar year 2007 and earlier	-	-	-	-	-	-	-	-	-	-	-	-	-	-	-	-	-	-	-	-	-	-	-	-	-	-	-	-	-	-	-	-	-		
05 03 02 50 3221 075		Poseican - livestock products - aid : bovine sector - birth premium - R.247/06, title III - calendar year 2008 - ES	-	-	-	-	-	-	-	-	0.0	-	-	-	-	-	-	-	-	-	-	-	-	-	-	-	-	-	-	-	-	-	-	-	-	0.007	
05 03 02 50 3221 080	C1	Poseican - plant products - potatoes for consumption (area aid) - R.247/06, title III - calendar year 2008 - ES	-	-	-	-	-	-	-	-	-	-	-	-	-	-	-	-	-	-	-	-	-	-	-	-	-	-	-	-	-	-	-	-	-		
05 03 02 50 3221 081		Poseican - plant products - aid, arable crops - R.247/06, title III - calendar year 2008 - ES	-	-	-	-	-	-	-	-	-	-	-	-	-	-	-	-	-	-	-	-	-	-	-	-	-	-	-	-	-	-	-	-	-	-	
05 03 02 50 3221 082		Poseican - plant products - aid for local marketing of fruit and vegetables - R.247/06, title III - calendar year 2008 - ES	-	-	-	-	-	-	-	-	-	-	-	-	-	-	-	-	-	-	-	-	-	-	-	-	-	-	-	-	-	-	-	-	-	-	
05 03 02 50 3221 083	C1	Poseican - plant products - bananas - R.247/06, title III - calendar year 2008 - ES	-	-	-	-	-	-	-	-	0.6	-	-	-	-	-	-	-	-	-	-	-	-	-	-	-	-	-	-	-	-	-	-	-	-	0.583	
05 03 02 50 3221 084		Poseican - livestock products - aid : bovine sector - birth premium - R.247/06, title III - calendar year 2008 - ES	-	-	-	-	-	-	-	-	-	-	-	-	-	-	-	-	-	-	-	-	-	-	-	-	-	-	-	-	-	-	-	-	-	-	
05 03 02 50 3221 085		Poseican - livestock products - aid : bovine sector - premium : slaughter - R.247/06, title III - calendar year 2008 - ES	-	-	-	-	-	-	-	-	-	-	-	-	-	-	-	-	-	-	-	-	-	-	-	-	-	-	-	-	-	-	-	-	-	-	
05 03 02 50 3221 086	C1	Poseican - livestock products - aid : sheep and goat sector - R.247/06, title III - calendar year 2008 - ES	-	-	-	-	-	-	-	-	-	-	-	-	-	-	-	-	-	-	-	-	-	-	-	-	-	-	-	-	-	-	-	-	-	-	
05 03 02 50 3221 086	NA	POSEI - EU support programmes	-	-	-	-	-	-	-	-	179.6	156.7	-	-	-	-	-	-	-	-	-	-	-	-	-	-	-	-	-	-	-	-	-	-	-	-	415.970
05 03 02 50 3221 086		POSEI - EU support programmes	-	-	-	-	-	-	-	-	-	-	-	-	-	-	-	-	-	-	-	-	-	-	-	-	-	-	-	-	-	-	-	-	-	-	
05 03 02 50 3221 087		POSEI - EU support programmes	-	-	-	-	-	-	-	-	179.6	156.7	-	-	-	-	-	-	-	-	-	-	-	-	-	-	-	-	-	-	-	-	-	-	-	-	-
05 03 02 51 0000 008		Posei - COP (area aid) - R.1782/03, Art.70 1b) - calendar year 2007 and earlier - ES	-	-	-	-	-	-	-	-	-	-	-	-	-	-	-	-	-	-	-	-	-	-	-	-	-	-	-	-	-	-	-	-	-	-	
05 03 02 51 0000 009		Posei - grain legumes (area aid) - R.1782/03, Art.70 1b) - calendar year 2007 and earlier - ES	-	-	-	-	-	-	-	-	-	-	-	-	-	-	-	-	-	-	-	-	-	-	-	-	-	-	-	-	-	-	-	-	-	-	
05 03 02 51 0000 010		Posei - rice (area aid) - R.1782/03, Art.70 1b) - calendar year 2007 and earlier - FR	-	-	-	-	-	-	-	-	-	-	-	-	-	-	-	-	-	-	-	-	-	-	-	-	-	-	-	-	-	-	-	-	-	-	
05 03 02 51 0000 011		Posei - tobacco (area aid) - R.1782/03, Art.70 1b) - calendar year 2007 and earlier - PT	-	-	-	-	-	-	-	-	-	-	-	-	-	-	-	-	-	-	-	-	-	-	-	-	-	-	-	-	-	-	-	-	-	-	
05 03 02 51 0000 012		Posei - dairy premium - R.1782/03, Art.70 1b) - calendar year 2007 - PT	-	-	-	-	-	-	-	-	-	-	-	-	-	-	-	-	-	-	-	-	-	-	-	-	-	-	-	-	-	-	-	-	-	-	
05 03 02 51 0000 013		Posei - additional payments - milk producers - R.1782/03, Art.70 1b) - calendar year 2007 - PT	-	-	-	-	-	-	-	-	-	-	-	-	-	-	-	-	-	-	-	-	-	-	-	-	-	-	-	-	-	-	-	-	-	-	
05 03 02 51 0000 014		Posei - COP (area aid) - R.1782/03, Art.70 1b) - calendar year 2008 - ES	-	-	-	-	-	-	-	-	-	-	-	-	-	-	-	-	-	-	-	-	-	-	-	-	-	-	-	-	-	-	-	-	-	-	

In EUR million

ANNEX 33
 EXPENDITURE CHARGED AGAINST THE 2011 BUDGET
 DETAILS by ITEM and by MEMBER STATE

Budget/Line	Fund source	Item	BE	BG	CZ	DK	DE	EE	IE	EL	ES	FR	IT	CY	LV	LT	LU	HU	MT	NL	AT	PL	PT	RO	SI	SK	FI	SE	UK	CE	TOTAL					
05 03 02 51 0000 015		Posei - grain legumes (area aid) - R.1782/03, Art.70 1b) - calendar year 2008 - ES	-	-	-	-	-	-	-	-	-	-	-	-	-	-	-	-	-	-	-	-	-	-	-	-	-	-	-	-	-	-				
05 03 02 51 0000 016		Posei - rice (area aid) - R.1782/03, Art.70 1b) - calendar year 2008 - FR	-	-	-	-	-	-	-	-	-	-	-	-	-	-	-	-	-	-	-	-	-	-	-	-	-	-	-	-	-	-	-			
05 03 02 51 0000 017		Posei - tobacco (area aid) - R.1782/03, Art.70 1b) - calendar year 2008 - PT	-	-	-	-	-	-	-	-	-	-	-	-	-	-	-	-	-	-	-	-	-	-	-	-	-	-	-	-	-	-	-	-		
05 03 02 51 0000 018	C1	Posei - dairy premium - R.1782/03, Art.70 1b) - calendar year 2008 - PT	-	-	-	-	-	-	-	-	-	-	-	-	-	-	-	-	-	-	-	-	0.0	-	-	-	-	-	-	-	-	-	-	0.036		
05 03 02 51 0000 018	NA	Posei - dairy premium - R.1782/03, Art.70 1b) - calendar year 2008 - PT	-	-	-	-	-	-	-	-	-	-	-	-	-	-	-	-	-	-	-	-	0.0	-	-	-	-	-	-	-	-	-	-	-	0.036	
05 03 02 51 0000 019	C1	Posei - additional payments - milk producers - R.1782/03, Art.70 1b) - calendar year 2008 - PT	-	-	-	-	-	-	-	-	-	-	-	-	-	-	-	-	-	-	-	-	0.0	-	-	-	-	-	-	-	-	-	-	-	0.017	
05 03 02 51 0000 019	NA	Posei - additional payments - milk producers - R.1782/03, Art.70 1b) - calendar year 2008 - PT	-	-	-	-	-	-	-	-	-	-	-	-	-	-	-	-	-	-	-	-	0.0	-	-	-	-	-	-	-	-	-	-	-	0.017	
05 03 02 51 0000 019		Posei - COP (area aid) - R.1782/03, Art.70 1b) - calendar year 2009 - ES	-	-	-	-	-	-	-	-	-	-	-	-	-	-	-	-	-	-	-	-	-	-	-	-	-	-	-	-	-	-	-	-	-	
05 03 02 51 0000 020		Posei - grain legumes (area aid) - R.1782/03, Art.70 1b) - calendar year 2009 - ES	-	-	-	-	-	-	-	-	-	-	-	-	-	-	-	-	-	-	-	-	-	-	-	-	-	-	-	-	-	-	-	-	-	
05 03 02 51 0000 023		Posei - rice (area aid) - R.1782/03, Art.70 1b) - calendar year 2009 - FR	-	-	-	-	-	-	-	-	-	-	-	-	-	-	-	-	-	-	-	-	-	-	-	-	-	-	-	-	-	-	-	-	-	
05 03 02 51 0000 026		Posei - tobacco (area aid) - R.1782/03, Art.70 1b) - calendar year 2009 - PT	-	-	-	-	-	-	-	-	-	-	-	-	-	-	-	-	-	-	-	-	-	-	-	-	-	-	-	-	-	-	-	-	-	
05 03 02 51 0000 029	C1	Posei - dairy premium - R.1782/03, Art.70 1b) - calendar year 2009 - PT	-	-	-	-	-	-	-	-	-	-	-	-	-	-	-	-	-	-	-	-	0.1	-	-	-	-	-	-	-	-	-	-	-	0.057	
05 03 02 51 0000 031	NA	Posei - dairy premium - R.1782/03, Art.70 1b) - calendar year 2009 - PT	-	-	-	-	-	-	-	-	-	-	-	-	-	-	-	-	-	-	-	-	0.1	-	-	-	-	-	-	-	-	-	-	-	0.057	
05 03 02 51 0000 031		Posei - additional payments - milk producers - R.1782/03, Art.70 1b) - calendar year 2009 - PT	-	-	-	-	-	-	-	-	-	-	-	-	-	-	-	-	-	-	-	-	0.0	-	-	-	-	-	-	-	-	-	-	-	0.029	
05 03 02 51 0000 033	C1	Posei - additional payments - milk producers - R.1782/03, Art.70 1b) - calendar year 2009 - PT	-	-	-	-	-	-	-	-	-	-	-	-	-	-	-	-	-	-	-	-	0.0	-	-	-	-	-	-	-	-	-	-	-	0.029	
05 03 02 51 0000 033	NA	Posei - additional payments - milk producers - R.1782/03, Art.70 1b) - calendar year 2009 - PT	-	-	-	-	-	-	-	-	-	-	-	-	-	-	-	-	-	-	-	-	0.0	-	-	-	-	-	-	-	-	-	-	-	0.029	
05 03 02 51 0000 033		Posei - direct aids - old programmes - calendar year 2005 and earlier - ES, FR, PT	-	-	-	-	-	-	-	-	-	-	-	-	-	-	-	-	-	-	-	-	-	-	-	-	-	-	-	-	-	-	-	-	-	
05 03 02 51 0000 997	C1	POSEI — Other direct aids and earlier regimes	-	-	-	-	-	-	-	-	-	-	-	-	-	-	-	-	-	-	-	-	0.1	-	-	-	-	-	-	-	-	-	-	-	0.138	
05 03 02 51	NA	POSEI — Other direct aids and earlier regimes	-	-	-	-	-	-	-	-	-	-	-	-	-	-	-	-	-	-	-	-	0.1	-	-	-	-	-	-	-	-	-	-	-	0.138	
05 03 02 51		POSEI — Other direct aids and earlier regimes	-	-	-	-	-	-	-	-	-	-	-	-	-	-	-	-	-	-	-	-	-	-	-	-	-	-	-	-	-	-	-	-	-	
05 03 02 52 0000 001	C1	Aegean islands - direct aids - R.1405/06, chapter III - calendar year 2009 - EL	-	-	-	-	-	-	-	-	-	-	-	-	-	-	-	-	-	-	-	-	-	-	-	-	-	-	-	-	-	-	-	-	-	-
05 03 02 52 0000 002	C1	Aegean islands - direct aids - R.1405/06, chapter III - calendar year 2010 - EL	-	-	-	-	-	-	-	-	-	-	-	-	-	-	-	-	-	-	-	-	-	-	-	-	-	-	-	-	-	-	-	-	-	-
05 03 02 52 3231 022		Aegean islands - plant products - plums - R.1405/06, chapter III - calendar year 2007	-	-	-	-	-	-	-	-	-	-	-	-	-	-	-	-	-	-	-	-	-	-	-	-	-	-	-	-	-	-	-	-	-	-
05 03 02 52 3231 023		Aegean islands - plant products - legumes - R.1405/06, chapter III - calendar year 2007	-	-	-	-	-	-	-	-	-	-	-	-	-	-	-	-	-	-	-	-	-	-	-	-	-	-	-	-	-	-	-	-	-	-
05 03 02 52 3231 024		Aegean islands - plant products - bee-keeping - R.1405/06, chapter III - calendar year 2007	-	-	-	-	-	-	-	-	-	-	-	-	-	-	-	-	-	-	-	-	-	-	-	-	-	-	-	-	-	-	-	-	-	-
05 03 02 52 3231 025		Aegean islands - plant products - wine sector - R.1405/06, chapter III - calendar year 2007	-	-	-	-	-	-	-	-	-	-	-	-	-	-	-	-	-	-	-	-	-	-	-	-	-	-	-	-	-	-	-	-	-	-
05 03 02 52 3231 026		Aegean islands - plant products - mastic - R.1405/06, chapter III - calendar year 2007	-	-	-	-	-	-	-	-	-	-	-	-	-	-	-	-	-	-	-	-	-	-	-	-	-	-	-	-	-	-	-	-	-	-
05 03 02 52 3231 027	C1	Aegean islands - plant products - olive grove - R.1405/06, chapter III - calendar year 2007	-	-	-	-	-	-	-	-	-	-	-	-	-	-	-	-	-	-	-	-	-	-	-	-	-	-	-	-	-	-	-	-	-	-
05 03 02 52 3231 028		Aegean islands - plant products - potatoes - R.1405/06, chapter III - calendar year 2007	-	-	-	-	-	-	-	-	-	-	-	-	-	-	-	-	-	-	-	-	-	-	-	-	-	-	-	-	-	-	-	-	-	-
05 03 02 52 3231 029		Aegean islands - plant products - small tomatoes - R.1405/06, chapter III - calendar year 2007	-	-	-	-	-	-	-	-	-	-	-	-	-	-	-	-	-	-	-	-	-	-	-	-	-	-	-	-	-	-	-	-	-	-

In EUR million

ANNEX 33
 EXPENDITURE CHARGED AGAINST THE 2011 BUDGET
 DETAILS by ITEM and by MEMBER STATE

Budget/Line	Fund source	Item	BE	BG	CZ	DK	DE	EE	IE	EL	ES	FR	IT	CY	LV	LT	LU	HU	MT	NL	AT	PL	PT	RO	SI	SK	FI	SE	UK	CE	TOTAL					
05 03 02 52 3231 030		Aegean islands - plant products - artichoke - R.1405/06, chapter III - calendar year 2007	-	-	-	-	-	-	-	-	-	-	-	-	-	-	-	-	-	-	-	-	-	-	-	-	-	-	-	-	-	-				
05 03 02 52 3231 031		Aegean islands - plant products - citrus species - R.1405/06, chapter III - calendar year 2007	-	-	-	-	-	-	-	-	-	-	-	-	-	-	-	-	-	-	-	-	-	-	-	-	-	-	-	-	-	-	-			
05 03 02 52 3231 032		Aegean islands - livestock products - cheese - R.1405/06, chapter III - calendar year 2007	-	-	-	-	-	-	-	-	-	-	-	-	-	-	-	-	-	-	-	-	-	-	-	-	-	-	-	-	-	-	-	-		
05 03 02 52 3231 040		Aegean islands - plant products - plums - R.1405/06, chapter III - calendar year 2008 - EL	-	-	-	-	-	-	-	-	-	-	-	-	-	-	-	-	-	-	-	-	-	-	-	-	-	-	-	-	-	-	-	-	-	
05 03 02 52 3231 041		Aegean islands - plant products - legumes - R.1405/06, chapter III - calendar year 2008 - EL	-	-	-	-	-	-	-	-	-	-	-	-	-	-	-	-	-	-	-	-	-	-	-	-	-	-	-	-	-	-	-	-	-	
05 03 02 52 3231 042		Aegean islands - plant products - bee-keeping - R.1405/06, chapter III - calendar year 2008 - EL	-	-	-	-	-	-	-	-	-	-	-	-	-	-	-	-	-	-	-	-	-	-	-	-	-	-	-	-	-	-	-	-	-	
05 03 02 52 3231 043		Aegean islands - plant products - wine sector - R.1405/06, chapter III - calendar year 2008 - EL	-	-	-	-	-	-	-	-	-	-	-	-	-	-	-	-	-	-	-	-	-	-	-	-	-	-	-	-	-	-	-	-	-	
05 03 02 52 3231 044		Aegean islands - plant products - mastic - R.1405/06, chapter III - calendar year 2008 - EL	-	-	-	-	-	-	-	-	-	-	-	-	-	-	-	-	-	-	-	-	-	-	-	-	-	-	-	-	-	-	-	-	-	
05 03 02 52 3231 045	C1	Aegean islands - plant products - olive grove - R.1405/06, chapter III - calendar year 2008 - EL	-	-	-	-	-	-	-	-0.0	-	-	-	-	-	-	-	-	-	-	-	-	-	-	-	-	-	-	-	-	-	-	-	-	-0.000	
05 03 02 52 3231 046		Aegean islands - plant products - potatoes - R.1405/06, chapter III - calendar year 2008 - EL	-	-	-	-	-	-	-	-	-	-	-	-	-	-	-	-	-	-	-	-	-	-	-	-	-	-	-	-	-	-	-	-	-	-
05 03 02 52 3231 047		Aegean islands - plant products - small tomatoes - R.1405/06, chapter III - calendar year 2008 - EL	-	-	-	-	-	-	-	-	-	-	-	-	-	-	-	-	-	-	-	-	-	-	-	-	-	-	-	-	-	-	-	-	-	-
05 03 02 52 3231 048		Aegean islands - plant products - artichoke - R.1405/06, chapter III - calendar year 2008 - EL	-	-	-	-	-	-	-	-	-	-	-	-	-	-	-	-	-	-	-	-	-	-	-	-	-	-	-	-	-	-	-	-	-	-
05 03 02 52 3231 049		Aegean islands - plant products - citrus species - R.1405/06, chapter III - calendar year 2008 - EL	-	-	-	-	-	-	-	-	-	-	-	-	-	-	-	-	-	-	-	-	-	-	-	-	-	-	-	-	-	-	-	-	-	-
05 03 02 52 3231 050		Aegean islands - livestock products - cheese - R.1405/06, chapter III - calendar year 2008 - EL	-	-	-	-	-	-	-	-	-	-	-	-	-	-	-	-	-	-	-	-	-	-	-	-	-	-	-	-	-	-	-	-	-	-
05 03 02 52 3231 997		Aegean islands - direct aids - old programmes - calendar year 2006 and earlier - EL	-	-	-	-	-	-	-	-	-	-	-	-	-	-	-	-	-	-	-	-	-	-	-	-	-	-	-	-	-	-	-	-	-	-
05 03 02 52	C1	POSEI — Aegean Islands	-	-	-	-	-	-	-	17.3	-	-	-	-	-	-	-	-	-	-	-	-	-	-	-	-	-	-	-	-	-	-	-	-	-	17.274
05 03 02 99 0000 002		Specific regional aid - arable crops - R.1782/03, Art.98 - calendar year 2005 and earlier	-	-	-	-	-	-	-	-	-	-	-	-	-	-	-	-	-	-	-	-	-	-	-	-	-	-	-	-	-	-	-	-	-	-
05 03 02 99 0000 003		Dried fodder - transitional regime - R.1782/03, Art.71(2) - calendar year 2005	-	-	-	-	-	-	-	-	-	-	-	-	-	-	-	-	-	-	-	-	-	-	-	-	-	-	-	-	-	-	-	-	-	-
05 03 02 99 0000 006	C1	Daily premium - Art.95, R.1782/03 - calendar year 2006 and earlier	-	-	-	-	0.0	-	0.0	-	0.0	0.0	-0.0	-0.0	-0.0	-0.0	-0.0	-0.0	-0.0	-0.0	-0.0	-0.0	-0.0	-0.0	-0.0	-0.0	-0.0	-0.0	-0.0	-0.0	-0.0	-0.0	-0.0	-0.0	-0.0	0.007
05 03 02 99 0000 007		Dairy premium - Art.95, R.1782/03 - calendar year 2006 - payments - without modulation - R.1782/03, Art.10(5)	-	-	-	-	-	-	-	-	-	-	-	-	-	-	-	-	-	-	-	-	-	-	-	-	-	-	-	-	-	-	-	-	-	-
05 03 02 99 0000 009	C1	Additional payments - milk producers - Art.96, R.1782/03 - calendar year 2006 and earlier	-	-	-	-	-	-	-	-	0.0	0.0	-0.0	-0.0	-0.0	-0.0	-0.0	-0.0	-0.0	-0.0	-0.0	-0.0	-0.0	-0.0	-0.0	-0.0	-0.0	-0.0	-0.0	-0.0	-0.0	-0.0	-0.0	-0.0	-0.0	0.001
05 03 02 99 0000 010		Additional payments - milk producers - Art.96, R.1782/03 - calendar year 2006 - payments - without modulation - R.1782/03, Art.10(5)	-	-	-	-	-	-	-	-	-	-	-	-	-	-	-	-	-	-	-	-	-	-	-	-	-	-	-	-	-	-	-	-	-	-
05 03 02 99 0000 102	C1	Supplementary aid - durum wheat - zones other than traditional production zones - R.1782/03, Art.105 - calendar year 2005 and earlier	-	-	-	-	-	-	-	-	-	-	-	-	-	-	-	-	-	-	-	-	-	-	-	-	-	-	-	-	-	-	-	-	-	-0.001
05 03 02 99 0000 201		Transitional sugar payment - R.1782/03, Art.110p - calendar year 2006 - SI	-	-	-	-	-	-	-	-	-	-	-	-	-	-	-	-	-	-	-	-	-	-	-	-	-	-	-	-	-	-	-	-	-	-
05 03 02 99 0000 333		Reimbursement - modulation - Art.4, R.1259/99; Art.19(4), R.883/06 - 2006	-	-	-	-	-	-	-	-	-	-	-	-	-	-	-	-	-	-	-	-	-	-	-	-	-	-	-	-	-	-	-	-	-	-
05 03 02 99 0000 334	C1	Reimbursement - modulation - Art.4, R.1259/99; Art.19(4), R.883/06 - 2007 - UK	-	-	-	-	-	-	-	-	-	-	-	-	-	-	-	-	-	-	-	-	-	-	-	-	-	-	-	-	-	-	-	-	-	-0.327
05 03 02 99 0000 339	C1	Modulation - Art.485, R.1259/99; Art.19, R.883/06 - correction - only negative amounts - 2006, 2005, 2004, 2003, 2002 and earlier	-	-	-	-	-0.0	-	-	-	-0.1	-0.0	-0.0	-0.0	-0.0	-0.0	-0.0	-0.0	-0.0	-0.0	-0.0	-0.0	-0.0	-0.0	-0.0	-0.0	-0.0	-0.0	-0.0	-0.0	-0.0	-0.0	-0.0	-0.0	-0.129	
05 03 02 99 0000 340	C1	Cross compliance - Art.385, R.1259/99; Art.19, R.883/06 - correction - only negative amounts - 2005, 2004, 2003	-	-	-	-	-	-	-	-	-	-	-	-	-	-	-	-	-	-	-	-	-	-	-	-	-	-	-	-	-	-	-	-	-	-0.002
05 03 02 99 0000 350	C1	and earlier	-	-	-	-	-	-	-	-	-	-	-	-	-	-	-	-	-	-	-	-	-	-	-	-	-	-	-	-	-	-	-	-	-53.789	
05 03 02 99 0000 360	C1	Connections to be attributed - only negative amounts	-	-0.1	-	-	-	-	-	-	-	-	-	-	-	-	-	-	-	-	-	-	-	-	-	-	-	-	-	-	-	-	-	-	-	
		Imputation of corrections - only positive amounts	-	0.1	-	-	-	-	-	-	-	-	44.8	-	-	-	-	-	-	-	-	-	-	-	-	-	-	-	-	-	-	-	-	-	51.608	

In EUR million

ANNEX 33
 EXPENDITURE CHARGED AGAINST THE 2011 BUDGET
 DETAILS by ITEM and by MEMBER STATE

Budget/Line	Fund	Item	BE	BG	CZ	DK	DE	EE	IE	EL	ES	FR	IT	CY	LV	LT	LU	HU	MT	NL	AT	PL	PT	RO	SI	SK	FI	SE	UK	CE	TOTAL		
05 03 02 99 1310 015	C1	Aid - lentils and chick-peas - R.1782/03, Art.141 - calendar year 2005 and earlier	-	-	-	-	-	-	-	-	0.0	-0.0	-0.0	-	-	-	-	-	-	-	-	-	-	-	-	-	-	-	-	-	-0.012		
05 03 02 99 1310 025	C1	Aid - vetches - R.1782/03, Art.141 - calendar year 2005 and earlier	-	-	-	-	-	-	-	-	0.0	-	-0.0	-	-	-	-	-	-	-	-	-	-	-	-	-	-	-	-	-	0.026		
05 03 02 99 1508 151		Compensation aid 2006 and earlier - Art.7, R.1858/93 - other than Guadeloupe & Martinique	-	-	-	-	-	-	-	-	-	-	-	-	-	-	-	-	-	-	-	-	-	-	-	-	-	-	-	-	-	-	
05 03 02 99 1508 152		Compensation aid 2006 and earlier - Art.7, R.1858/93 - Guadeloupe	-	-	-	-	-	-	-	-	-	-	-	-	-	-	-	-	-	-	-	-	-	-	-	-	-	-	-	-	-	-	
05 03 02 99 1508 153		Compensation aid 2006 and earlier - Art.7, R.1858/93 - Martinique	-	-	-	-	-	-	-	-	-	-	-	-	-	-	-	-	-	-	-	-	-	-	-	-	-	-	-	-	-	-	
05 03 02 99 1513 070		Dried grapes - per hectare aid - Art.7(1), R.2201/96 - marketing year 07/08 and earlier - EL, ES, PT	-	-	-	-	-	-	-	-	-	-	-	-	-	-	-	-	-	-	-	-	-	-	-	-	-	-	-	-	-	-	
05 03 02 99 1513 071		Actions against phyloxyera - per hectare aid - Art.7(4), R.2201/96 - marketing year 07/08 and earlier - EL, ES	-	-	-	-	-	-	-	-	-	-	-	-	-	-	-	-	-	-	-	-	-	-	-	-	-	-	-	-	-	-	
05 03 02 99 2125 075	C1	Extensification premium - dairy cow - 40 euro - R.1782/03, Art.132 - calendar year 2005 and earlier	-	-	-	-	-	-	-	-	-	-	-0.0	-	-	-	-	-	-	-	-	-	-	-	-	-	-	-	-	-	-	-0.007	
05 03 02 99 2125 076	C1	Extensification premium - dairy cow - 80 euro - R.1782/03, Art.132 - calendar year 2005 and earlier	-	-	-	-	-	-	-	-	-	-	-0.0	-	-	-	-	-	-	-	-	-	-	-	-	-	-	-	-	-	-	-0.005	
05 03 02 99 2125 078	C1	Extensification premium - suckler cow - 40 euro - R.1782/03, Art.132 - calendar year 2005 and earlier	-0.0	-	-	-	-	-	0.0	-	-	0.0	0.0	-	-	-	-	-	-	-	-	-	-	-	-	-	-	-	-	-	-	0.033	
05 03 02 99 2125 079	C1	Extensification premium - suckler cow - 80 euro - R.1782/03, Art.132 - calendar year 2005 and earlier	0.0	-	-	-	-	-	0.0	-	-	0.0	0.0	-	-	-	-	-	-	-	-	-	-	-	-	-	-	-	-	-	-	0.022	
05 03 02 99 2125 081	C1	Extensification premium - male bovine - 40 euro - R.1782/03, Art.132 - calendar year 2005 and earlier	-	-	-	-	-	-	0.0	-	-	0.0	-0.0	-	-	-	-	-	-	-	-	-	-	-	-	-	-	-	-	-	-	-0.000	
05 03 02 99 2125 082	C1	Extensification premium - male bovine - 80 euro - R.1782/03, Art.132 - calendar year 2005 and earlier	0.0	-	-	-	-	-	0.1	-	-	-0.0	-	-	-	-	-	-	-	-	-	-	-	-	-	-	-	-	-	-	-	0.087	
05 03 02 99 2125 083		Extensification premium - male bovine - Art.1(2), R.1540/05 - 40 euro - calendar year applications 2004 - IE, UK	-	-	-	-	-	-	-	-	-	-	-	-	-	-	-	-	-	-	-	-	-	-	-	-	-	-	-	-	-	-	-
05 03 02 99 2125 084		Extensification premium - male bovine - Art.1(2), R.1540/05 - 80 euro - calendar year applications 2004 - IE, UK	-	-	-	-	-	-	-	-	-	-	-	-	-	-	-	-	-	-	-	-	-	-	-	-	-	-	-	-	-	-	-
05 03 02 99 2125 085	C1	Extensification premium - dairy cow - 100 euro - R.1782/03, Art.132 - calendar year 2006 and earlier	-	-	-	-	-	-	-	-	-	-	-	-	-	-	-	-	-	-	-	-	-	-	-	-	-	-	-	-	-	-	-0.000
05 03 02 99 2125 088	C1	Extensification premium - suckler cow - 100 euro - R.1782/03, Art.132 - calendar year 2006 and earlier	-	-	-	-	-	-	0.0	-	0.1	-	-0.0	-	-	-	-	-	-	-	-	-	-	-	-	-	-	-	-	-	-	-	0.079
05 03 02 99 2125 091	C1	Extensification premium - male bovine - 100 euro - R.1782/03, Art.132 - calendar year 2006 and earlier	-	-	-	-	-	-	0.0	-	0.0	-	-0.0	-	-	-	-	-	-	-	-	-	-	-	-	-	-	-	-	-	-	-	0.049
05 03 02 99 2128 007	C1	Additional payments - male bovine - R.1782/03, Art.133 - calendar year 2006 and earlier	-	-	-	-	-	-	-	-	-	-	0.0	-	-	-	-	-	-	-	-	-	-	-	-	-	-	-	-	-	-	-	0.018
05 03 02 99 2128 016	C1	Additional payments - suckler cow - R.1782/03, Art.133 - calendar year 2006 and earlier	-0.0	-	-	-	-	-	0.0	-	0.0	0.0	-0.0	-	-	-	-	-	-	0.0	-	-	-	-	-	-	-	-	-	-	-	-	0.008
05 03 02 99 2128 026		Additional payments - dairy cow - R.1782/03, Art.133 - calendar year 2006 and earlier	-	-	-	-	-	-	-	-	-	-	-	-	-	-	-	-	-	-	-	-	-	-	-	-	-	-	-	-	-	-	-
05 03 02 99 2128 036	C1	Additional payments - heifers - R.1782/03, Art.133 - calendar year 2006 and earlier	0.0	-	-	-	-	-	-	-	-	-0.0	-0.0	-	-	-	-	-	-	-	-	-	-	-	-	-	-	-	-	-	-	-	0.001
05 03 02 99 2128 046	C1	Additional payments - adult premium - R.1782/03, Art.133 - calendar year 2006 and earlier	-	-	-	-	-	-	0.0	-	0.0	-0.0	-	-	-	-	-	-	-	-	-	-	-	-	-	-	-	-	-	-	-	-	0.003
05 03 02 99 2128 054		Additional payments - Art.183, R.1117/06 - calendar year 2000 - NL	-	-	-	-	-	-	-	-	-	-	-	-	-	-	-	-	-	-	-	-	-	-	-	-	-	-	-	-	-	-	-
05 03 02 99 2128 055		Additional payments - Art.183, R.1117/06 - calendar year 2001 - NL	-	-	-	-	-	-	-	-	-	-	-	-	-	-	-	-	-	-	-	-	-	-	-	-	-	-	-	-	-	-	-
05 03 02 99 2128 056		Additional payments - Art.183, R.1117/06 - calendar year 2002 - NL	-	-	-	-	-	-	-	-	-	-	-	-	-	-	-	-	-	-	-	-	-	-	-	-	-	-	-	-	-	-	-
05 03 02 99 2128 057		Additional payments - Art.183, R.1117/06 - calendar year 2003 - NL	-	-	-	-	-	-	-	-	-	-	-	-	-	-	-	-	-	-	-	-	-	-	-	-	-	-	-	-	-	-	-
05 03 02 99 2222 013	C1	Additional payments - sheep and goat sector - R.1782/03, Art.119 - calendar year 2006 and earlier	-	-	-	-	-	-	0.0	-	0.0	-	-0.0	-	-	-	-	-	-	-	-	-	-	-	-	-	-	-	-	-	-	-	0.003
05 03 02 99 3900 001	C1	Agri-monetary aid - R.806/97	-	-	-	-	-	-	-	-	-	-	0.0	-	-	-	-	-	-	-	-	-	-	-	-	-	-	-	-	-	-	-	0.002
05 03 02 99 3900 002	C1	Agri-monetary aid - R.487/98	-	-	-	-	-	-	-	-	-	-	-	-	-	-	-	-	-	-	-	-	-	-	-	-	-	-	-	-	-	-	-
05 03 02 99 3900 020	C1	Agri-monetary aid - R.755/99	-	-	-	-	-	-	-	-	-	-	-0.0	-	-	-	-	-	-	-	-	-	-	-	-	-	-	-	-	-	-	-	-0.002
05 03 02 99 3900 050	C1	Agri-monetary aid - R.1639/99	-	-	-	-	-	-	-	-	-	-	-	-0.1	-	-	-	-	-	-	-	-	-	-	-	-	-	-	-	-	-	-	-0.056

In EUR million

ANNEX 33
 EXPENDITURE CHARGED AGAINST THE 2011 BUDGET
 DETAILS by ITEM and by MEMBER STATE

Budget Line	Fund source	Item	BE	BG	CZ	DK	DE	EE	IE	EL	ES	FR	IT	CY	LV	LT	LU	HU	MT	NL	AT	PL	PT	RO	SI	SK	FI	SE	UK	CE	TOTAL		
05 03 02 99 3900 070		Agri-monetary aid - R.2200/99	-	-	-	-	-	-	-	-	-	-	-	-	-	-	-	-	-	-	-	-	-	-	-	-	-	-	-	-	-		
05 03 02 99 3900 080		Agri-monetary aid - R.2206/99	-	-	-	-	-	-	-	-	-	-	-	-	-	-	-	-	-	-	-	-	-	-	-	-	-	-	-	-	-		
05 03 02 99 3900 090	C1	Agri-monetary aid - R.801/00	-	-	-	-	-	-	-	-	-	-	-	-	-	-	-	-	-	-	-	-	-	-	-	-	-	-	-	-	0.000		
05 03 02 99 3900 097		Agri-monetary aid - R.802/00	-	-	-	-	-	-	-	-	-	-	-	-	-	-	-	-	-	-	-	-	-	-	-	-	-	-	-	-	-		
05 03 02 99 3900 101		Agri-monetary aid - R.1612/00	-	-	-	-	-	-	-	-	-	-	-	-	-	-	-	-	-	-	-	-	-	-	-	-	-	-	-	-	-		
05 03 02 99 3900 110		Agri-monetary aid - R.2293/00	-	-	-	-	-	-	-	-	-	-	-	-	-	-	-	-	-	-	-	-	-	-	-	-	-	-	-	-	-		
05 03 02 99 3900 113	C1	Agri-monetary aid - R.653/01	-	-	-	-	-	-	-	-	-	-	-	-	-	-	-	-	-	-	-	-	-	-	-	-	-	-	-	-	0.000		
05 03 02 99 3900 116		Agri-monetary aid - R.654/01	-	-	-	-	-	-	-	-	-	-	-	-	-	-	-	-	-	-	-	-	-	-	-	-	-	-	-	-	-		
05 03 02 99 3910 001		Direct aid scheme - small-scale producers - R.1259/99,	-	-	-	-	-	-	-	-	-	-	-	-	-	-	-	-	-	-	-	-	-	-	-	-	-	-	-	-	-		
05 03 02 99	C1	Art.2	-0.0	-0.0	-0.0	-0.0	-0.0	-0.0	-0.0	-0.0	-0.0	-0.0	-0.0	-0.0	-0.0	-0.0	-0.0	-0.0	-0.0	-0.0	-0.0	-0.0	-0.0	-0.0	-0.0	-0.0	-0.0	-0.0	-0.0	-0.009	-0.009		
05 03 02	C1	Other (direct aids)	102.0	10.6	31.8	40.0	37.3	1.2	23.1	288.7	881.1	938.6	358.6	4.4	5.1	0.1	0.0	45.8	-	34.3	80.5	50.5	245.0	26.3	13.6	8.8	46.5	39.8	33.2	-	-2.402		
05 03 02	NA	Other direct aids	-	-	-	-	-	-	-	-	-	-	-	-	-	-	-	-	-	-	-	-	-	-	-	-	-	-	-	-	-		
05 03 02		Other direct aids	102.0	10.6	31.8	40.0	37.3	1.2	23.1	288.7	881.1	938.6	358.6	4.4	5.1	0.1	0.0	45.8	-	34.3	80.5	50.5	245.0	26.3	13.6	8.8	46.5	39.8	33.2	-	-	3 347.044	
05 03 03 00 0000 003	C1	Additional amounts of aid - R.1782/03, Art.12 - calendar year 2007 and earlier - EU 15	0.0	-	-	-	0.0	0.0	0.0	0.0	0.0	0.0	0.0	0.0	0.0	0.0	0.0	-	-	0.0	0.0	-	-	-	-	-	-	-	-	-	-	0.193	
05 03 03 00 0000 003	NA	Additional amounts of aid - R.1782/03, Art.12 - calendar year 2007 and earlier - EU 15	-	-	-	-	-	-	-	-	-	-	-	-	-	-	-	-	-	-	-	-	-	-	-	-	-	-	-	-	-	-	
05 03 03 00 0000 003		Additional amounts of aid - R.1782/03, Art.12 - calendar year 2007 and earlier - EU 15	0.0	-	-	-	0.0	0.0	0.0	0.0	0.0	0.0	0.0	0.0	0.0	0.0	0.0	-	-	0.0	0.0	-	-	-	-	-	-	-	-	-	-	0.193	
05 03 03 00 0000 004	C1	Additional amounts of aid - R.1782/03, Art.12 - calendar year 2008 - EU 15	0.0	-	-	-	0.0	0.0	0.0	0.0	0.1	0.0	0.2	0.2	0.2	0.2	0.2	0.2	0.2	0.0	0.0	-	-	-	-	-	-	-	-	-	-	0.404	
05 03 03 00 0000 004	NA	Additional amounts of aid - R.1782/03, Art.12 - calendar year 2008 - EU 15	-	-	-	-	-	-	-	-	-	-	-	-	-	-	-	-	-	-	-	-	-	-	-	-	-	-	-	-	-	-	
05 03 03 00 0000 004		Additional amounts of aid - R.1782/03, Art.12 - calendar year 2008 - EU 15	0.0	-	-	-	0.0	0.0	0.0	0.1	0.0	0.2	0.2	0.2	0.2	0.2	0.2	0.2	0.2	0.0	0.0	-	-	-	-	-	-	-	-	-	-	0.404	
05 03 03 00	C1	Additional amounts of aid	0.0	-	-	-	0.0	0.0	0.0	0.1	0.0	0.1	0.1	0.1	0.1	0.1	0.1	0.1	0.1	0.0	0.0	-	-	-	-	-	-	-	-	-	-	0.597	
05 03 03 00	NA	Additional amounts of aid	-	-	-	-	-	-	-	-	-	-	-	-	-	-	-	-	-	-	-	-	-	-	-	-	-	-	-	-	-	-	
05 03 03 00		Additional amounts of aid	0.0	-	-	-	0.0	0.0	0.0	0.1	0.0	0.1	0.1	0.1	0.1	0.1	0.1	0.1	0.1	0.0	0.0	-	-	-	-	-	-	-	-	-	-	0.597	
05 03 03	C1	Additional amounts of aid	0.0	-	-	-	0.0	0.0	0.0	0.0	0.1	0.0	0.1	0.1	0.1	0.1	0.1	0.1	0.1	0.0	0.0	-	-	-	-	-	-	-	-	-	-	0.597	
05 03 03	NA	Additional amounts of aid	-	-	-	-	-	-	-	-	-	-	-	-	-	-	-	-	-	-	-	-	-	-	-	-	-	-	-	-	-	-	
05 03 03		Additional amounts of aid	0.0	-	-	-	0.0	0.0	0.0	0.0	0.1	0.0	0.1	0.1	0.1	0.1	0.1	0.1	0.1	0.0	0.0	-	-	-	-	-	-	-	-	-	-	0.597	
05 03	C1	Direct aids	516.9	300.3	657.0	942.8	5 341.8	71.7	825.0	2 353.7	5 208.4	8 007.8	4 038.0	34.3	105.2	271.4	34.2	953.7	3.7	817.4	713.7	2 177.0	655.4	728.8	102.2	283.1	539.0	694.2	3 296.9	-	-	39 676.584	
05 03	C5	Direct aids	58.8	-	-	-	0.0	0.3	442.0	-	-	-	-	-	-	-	-	-	-	0.0	0.1	-	-	-	-	-	-	-	-	-	-	501.496	
05 03	NA	Direct aids	-	-	-	-	-	-	-	-	-	-	-	-	-	-	-	-	-	-	-	-	-	-	-	-	-	-	-	-	-	-	
05 04 01 14 0000 001	C1	Reimbursement not related to irregularities - programming period 2000 - 2006 - EU 15	-0.2	-	-	-	-0.2	-	-0.0	-0.0	-0.9	-0.2	-4.7	-	-	-	-	-0.0	-	-	-	-0.3	-	-0.0	-	-	-	-	-	-	-	-6.632	
05 04 01 14		Rural development financed by the EAGGF Guarantee Section — Programming period 2000 to 2006	-0.2	-	-	-	-0.2	-	-0.0	-0.0	-0.9	-0.2	-4.7	-	-	-	-	-0.0	-	-	-	-0.3	-	-0.0	-	-	-	-	-	-	-	-6.632	
05 04 01	C1	Rural development financed by the EAGGF Guarantee Section — Programming period 2000 to 2006	-0.2	-	-	-	-0.2	-	-0.0	-0.0	-0.9	-0.2	-4.7	-	-	-	-	-0.0	-	-	-	-0.3	-	-0.0	-	-	-	-	-	-	-	-6.632	
05 04 03 02 0000 301		Direct payments reserved for EAGF	-	-	-	-	-	-	-	-	-	-	-	-	-	-	-	-	-	-	-	-	-	-	-	-	-	-	-	-	-	-	
05 04 03 02		Plant and animal genetic resources — Completion of earlier measures	-	-	-	-	-	-	-	-	-	-	-	-	-	-	-	-	-	-	-	-	-	-	-	-	-	-	-	-	-	-	
05 04 03	C1	Rural development	-0.2	-	-	-	-0.2	-	-0.0	-0.0	-0.9	-0.2	-4.7	-	-	-	-	-0.0	-	-	-	-0.3	-	-0.0	-	-	-	-	-	-	-	-6.632	
05 07 01 02 3610 301	C1	Monitoring and preventive measures - direct payments by the EC	-	-	-	-	-	-	-	-	-	-	-	-	-	-	-	-	-	-	-	-	-	-	-	-	-	-	-	-	-	6.500	
05 07 01 02	C1	Monitoring and preventive measures — Direct payments by the European Union	-	-	-	-	-	-	-	-	-	-	-	-	-	-	-	-	-	-	-	-	-	-	-	-	-	-	-	-	-	6.500	
05 07 01 06 0000 071	C1	Decision 2010/730/EU - accounting clearance 2009 - DE	-	-	-	-	-	-	-	-	-	-	-	-	-	-	-	-	-	-	-	-	-	-	-	-	-	-	-	-	-	0.031	
05 07 01 06 0000 071	NA	Decision 2010/730/EU - accounting clearance 2009 - DE	-	-	-	-	-	-	-	-	-	-	-	-	-	-	-	-	-	-	-	-	-	-	-	-	-	-	-	-	-	-	
05 07 01 06 0000 071		Decision 2010/730/EU - accounting clearance 2009 - DE	-	-	-	-	-	-	-	-	-	-	-	-	-	-	-	-	-	-	-	-	-	-	-	-	-	-	-	-	-	-	
05 07 01 06 0000 072	C1	Decision 2011/104/EU - accounting clearance 2008 - IT	-	-	-	-	-	-	-	-	-	-	-	-	-	-	-	-	-	-	-	-	-	-	-	-	-	-	-	-	-	-	0.031
05 07 01 06 0000 072	NA	Decision 2011/104/EU - accounting clearance 2008 - IT	-	-	-	-	-	-	-	-	-	-	-	-	-	-	-	-	-	-	-	-	-	-	-	-	-	-	-	-	-	-	-
05 07 01 06 0000 072		Decision 2011/104/EU - accounting clearance 2008 - IT	-	-	-	-	-	-	-	-	-	-	-	-	-	-	-	-	-	-	-	-	-	-	-	-	-	-	-	-	-	-	0.045

In EUR million

ANNEX 33
 EXPENDITURE CHARGED AGAINST THE 2011 BUDGET
 DETAILS by ITEM and by MEMBER STATE

Budget Line	Fund source	Item	BE	BG	CZ	DK	DE	EE	IE	EL	ES	FR	IT	CY	LV	LT	LU	HU	MT	NL	AT	PL	PT	RO	SI	SK	FI	SE	UK	CE	TOTAL	
05 07 01 06 0000 072		Decision 2011/104/EU - accounting clearance 2008 - IT	-	-	-	-	-	-	-	-	-	-	0.0	-	-	-	-	-	-	-	-	-	-	-	-	-	-	-	-	-	0.045	
05 07 01 06 0000 073	C1	Decision 2011/105/EU - accounting clearance 2009 - IT,	-	-	-	-	-	-	-	-	-	-	0.2	-	-	-	-	-	-	-	-	-	-	-4.7	-	-	-	-	-	-	-4.486	
05 07 01 06 0000 073	NA	Decision 2011/105/EU - accounting clearance 2009 - IT,	-	-	-	-	-	-	-	-	-	-	-	-	-	-	-	-	-	-	-	-	-	-	-	-	-	-	-	-	-	
05 07 01 06 0000 073	RO	Decision 2011/105/EU - accounting clearance 2009 - IT,	-	-	-	-	-	-	-	-	-	0.2	-	-	-	-	-	-	-	-	-	-	-	-4.7	-	-	-	-	-	-	-4.486	
05 07 01 06 0000 075	C1	Decision 2011/272/EU - accounting clearance 2010 - BE, BG, CZ, DK, DE, EE, IE, ES, FR, IT, CY, LV, LT, LU, HU, MT, AT, PL, PT, RO, SI, SK, FI, SE, UK	-0.1	-0.1	-0.2	-0.0	0.9	-0.0	0.7	-	1.5	-1.2	62.4	-0.0	-0.0	0.2	-0.4	-0.0	-0.4	-0.0	-	0.0	0.2	1.5	-2.8	0.0	0.0	0.1	19.9	-	82.677	
05 07 01 06 0000 075	NA	Decision 2011/272/EU - accounting clearance 2010 - BE, BG, CZ, DK, DE, EE, IE, ES, FR, IT, CY, LV, LT, LU, HU, MT, AT, PL, PT, RO, SI, SK, FI, SE, UK	-	-	-	-	-	-	-	-	-	-	-	-	-	-	-	-	-	-	-	-	-	-	-	-	-	-	-	-	-	
05 07 01 06 0000 200	C1	Correction - negative amounts - geographical information system	-	-	-	-	-	-	-	-	-	-	-0.0	-	-	-	-	-	-	-	-	-	-	-	-	-	-	-	-	-	-0.000	
05 07 01 06 3701 017	C1	Reduction/suspension of advances - payment deadlines 2011	-	-	-	-	-	-	-0.0	-1.7	-3.0	-1.2	-2.2	-	-	-	-	-	-	-	-	-	-3.0	-0.1	-0.3	-	-	-	-	-	-11.843	
05 07 01 06 3701 017	NA	Reduction/suspension of advances - payment deadlines 2011	-	-	-	-	-	-	-	-	-	-	-	-	-	-	-	-	-	-	-	-	-	-	-	-	-	-	-	-	-	
05 07 01 06 3701 017	NA	Reduction/suspension of advances - payment deadlines 2011	-	-	-	-	-	-	-0.0	-1.7	-3.0	-1.2	-2.2	-	-	-	-	-	-	-	-	-	-3.0	-0.1	-0.3	-	-	-	-	-	-11.843	
05 07 01 06	C1	Accounting clearance of previous years' accounts with regard to shared management expenditure under the EAGGF Guarantee Section (previous measures) and under the EAGF	-0.1	-0.1	-0.2	-0.0	0.9	-0.0	0.7	-1.7	-1.5	-2.5	60.4	-0.0	-0.0	0.2	-0.4	-0.0	-0.4	-0.0	-	0.0	0.2	-1.5	-7.6	0.0	0.0	0.1	19.6	-	66.424	
05 07 01 06	NA	Accounting clearance of previous years' accounts with regard to shared management expenditure under the EAGGF Guarantee Section (previous measures) and under the EAGF	-	-	-	-	-	-	-	-	-	-	-	-	-	-	-	-	-	-	-	-	-	-	-	-	-	-	-	-	-	
05 07 01 06	C1	Accounting clearance of previous years' accounts with regard to shared management expenditure under the EAGGF Guarantee Section (previous measures) and under the EAGF	-0.1	-0.1	-0.2	-0.0	0.9	-0.0	0.7	-1.7	-1.5	-2.5	60.4	-0.0	-0.0	0.2	-0.4	-0.0	-0.4	-0.0	-	0.0	0.2	-1.5	-7.6	0.0	0.0	0.1	19.6	-	66.424	
05 07 01 07 0000 070	NA	Decision 34 - 2010/668/EU - conformity clearance - HU	-	-	-	-	-	-	-	-	-	-	-	-	-	-	-	3.0	-	-	-	-	-	-	-	-	-	-	-	-	3.013	
05 07 01 07 0000 070	NA	Decision 34 - 2010/668/EU - conformity clearance - HU	-	-	-	-	-	-	-	-	-	-	-	-	-	-	-	-	-	-	-	-	-	-	-	-	-	-	-	-	-	-
05 07 01 07 0000 070	NA	Decision 34 - 2010/668/EU - conformity clearance - HU	-	-	-	-	-	-	-	-	-	-	-	-	-	-	-	3.0	-	-	-	-	-	-	-	-	-	-	-	-	-	3.013
05 07 01 07 0000 074	C1	Decision 35 - 2011/244/EU - conformity clearance - DE	-	-	-	-	0.5	-	-	-	-	-	-	-	-	-	-	-	-	-	-	-	-	-	-	-	-	-	-	-	0.508	
05 07 01 07 0000 074	NA	Decision 35 - 2011/244/EU - conformity clearance - DE	-	-	-	-	-	-	-	-	-	-	-	-	-	-	-	-	-	-	-	-	-	-	-	-	-	-	-	-	-	-
05 07 01 07 0000 074	NA	Decision 35 - 2011/244/EU - conformity clearance - DE	-	-	-	-	0.5	-	-	-	-	-	-	-	-	-	-	-	-	-	-	-	-	-	-	-	-	-	-	-	0.508	
05 07 01 07	C1	Conformity clearance of previous years' accounts with regard to shared management expenditure under the EAGGF Guarantee Section (previous measures) and under the EAGF	-	-	-	-	0.5	-	-	-	-	-	-	-	-	-	-	-	3.0	-	-	-	-	-	-	-	-	-	-	-	3.522	
05 07 01 07	NA	Conformity clearance of previous years' accounts with regard to shared management expenditure under the EAGGF Guarantee Section (previous measures) and under the EAGF	-	-	-	-	-	-	-	-	-	-	-	-	-	-	-	-	-	-	-	-	-	-	-	-	-	-	-	-	-	-
05 07 01 07	NA	Conformity clearance of previous years' accounts with regard to shared management expenditure under the EAGGF Guarantee Section (previous measures) and under the EAGF	-	-	-	-	0.5	-	-	-	-	-	-	-	-	-	-	-	3.0	-	-	-	-	-	-	-	-	-	-	-	3.522	
05 07 01 07	C1	Control of agricultural expenditure	-0.1	-0.1	-0.2	-0.0	0.5	-	0.7	-1.7	-1.5	-2.5	60.4	-0.0	-0.0	0.2	-0.0	0.2	2.6	-0.0	-	0.0	0.2	-1.5	-7.6	0.0	0.0	0.1	19.6	6.5	3.522	
05 07 01	NA	Control of agricultural expenditure	-	-	-	-	-	-	-	-	-	-	-	-	-	-	-	-	-	-	-	-	-	-	-	-	-	-	-	-	-	76.445

In EUR million

ANNEX 33
 EXPENDITURE CHARGED AGAINST THE 2011 BUDGET
 DETAILS by ITEM and by MEMBER STATE

Budget Line	Fund source	Item	BE	BG	CZ	DK	DE	EE	IE	EL	ES	FR	IT	CY	LV	LT	LU	HU	MT	NL	AT	PL	PT	RO	SI	SK	FI	SE	UK	CE	TOTAL		
17 03 02 00		Community tobacco fund — Direct payments by the European Union	-	-	-	-	-	-	-	-	-	-	-	-	-	-	-	-	-	-	-	-	-	-	-	-	-	-	-	-	-		
17 03 02		Community tobacco fund — Direct payments by the European Union	-	-	-	-	-	-	-	-	-	-	-	-	-	-	-	-	-	-	-	-	-	-	-	-	-	-	-	-	-		
17 03		Public health	-	-	-	-	-	-	-	-	-	-	-	-	-	-	-	-	-	-	-	-	-	-	-	-	-	-	-	-	-		
		Animal disease eradication and monitoring programmes and monitoring of the physical conditions of animals that could pose a public-health risk linked to an external factor - new measures	-	-	-	-	-	-	-	-	-	-	-	-	-	-	-	-	-	-	-	-	-	-	-	-	-	-	-	-	-		
17 04 01 01 0000 301	C1	Animal disease eradication and monitoring programmes and monitoring of the physical conditions of animals that could pose a public health risk linked to an external factor — New measures	-	-	-	-	-	-	-	-	-	-	-	-	-	-	-	-	-	-	-	-	-	-	-	-	-	-	-	-	-	-	
17 04 01 01	C1	Animal disease eradication and monitoring programmes and monitoring of the physical conditions of animals that could pose a public health risk linked to an external factor — New measures	-	-	-	-	-	-	-	-	-	-	-	-	-	-	-	-	-	-	-	-	-	-	-	-	-	-	-	-	-	-	
17 04 01	C1	Other measures in the veterinary, animal welfare and public-health field - new measures	-	-	-	-	-	-	-	-	-	-	-	-	-	-	-	-	-	-	-	-	-	-	-	-	-	-	-	-	-	-	
17 04 02 01 0000 301	C1	Other measures in the veterinary, animal welfare and public health field — New measures	-	-	-	-	-	-	-	-	-	-	-	-	-	-	-	-	-	-	-	-	-	-	-	-	-	-	-	-	-	-	-
17 04 02 01	C1	Other measures in the veterinary, animal welfare and public health field — New measures	-	-	-	-	-	-	-	-	-	-	-	-	-	-	-	-	-	-	-	-	-	-	-	-	-	-	-	-	-	-	-
17 04 02	C1	Emergency fund for veterinary complaints and other animal contaminations which are a risk to public health - new measures	-	-	-	-	-	-	-	-	-	-	-	-	-	-	-	-	-	-	-	-	-	-	-	-	-	-	-	-	-	-	-
17 04 03 01 0000 301	C1	Emergency fund for veterinary complaints and other animal contaminations which are a risk to public health — New measures	-	-	-	-	-	-	-	-	-	-	-	-	-	-	-	-	-	-	-	-	-	-	-	-	-	-	-	-	-	-	-
17 04 03 01	C1	Emergency fund for veterinary complaints and other animal contaminations which are a risk to public health — New measures	-	-	-	-	-	-	-	-	-	-	-	-	-	-	-	-	-	-	-	-	-	-	-	-	-	-	-	-	-	-	-
17 04 03	C1	Emergency fund for veterinary complaints and other animal contaminations which are a risk to public health	-	-	-	-	-	-	-	-	-	-	-	-	-	-	-	-	-	-	-	-	-	-	-	-	-	-	-	-	-	-	-
17 04 04 01 0000 301	C1	Plant health measures - new measures	-	-	-	-	-	-	-	-	-	-	-	-	-	-	-	-	-	-	-	-	-	-	-	-	-	-	-	-	-	-	-
17 04 04 01	C1	Plant health measures - new measures	-	-	-	-	-	-	-	-	-	-	-	-	-	-	-	-	-	-	-	-	-	-	-	-	-	-	-	-	-	-	-
17 04 04	C1	Plant health measures	-	-	-	-	-	-	-	-	-	-	-	-	-	-	-	-	-	-	-	-	-	-	-	-	-	-	-	-	-	-	-
17 04 05 01 0000 301	C1	Community plant variety office	-	-	-	-	-	-	-	-	-	-	-	-	-	-	-	-	-	-	-	-	-	-	-	-	-	-	-	-	-	-	-
17 04 05 01	C1	Community Plant Variety Office — Contribution to Titles 1 and 2	-	-	-	-	-	-	-	-	-	-	-	-	-	-	-	-	-	-	-	-	-	-	-	-	-	-	-	-	-	-	-
17 04 05 02 0000 301	C1	Community plant variety office	-	-	-	-	-	-	-	-	-	-	-	-	-	-	-	-	-	-	-	-	-	-	-	-	-	-	-	-	-	-	-
17 04 05 02	C1	Community Plant Variety Office — Contribution to Title 3	-	-	-	-	-	-	-	-	-	-	-	-	-	-	-	-	-	-	-	-	-	-	-	-	-	-	-	-	-	-	-
17 04 05	C1	Community Plant Variety Office	-	-	-	-	-	-	-	-	-	-	-	-	-	-	-	-	-	-	-	-	-	-	-	-	-	-	-	-	-	-	-
17 04 07 01 0000 301	C1	Feed and food safety and related activities - new measures	-	-	-	-	-	-	-	-	-	-	-	-	-	-	-	-	-	-	-	-	-	-	-	-	-	-	-	-	-	-	-
17 04 07 01	C1	Feed and food safety and related activities — New measures	-	-	-	-	-	-	-	-	-	-	-	-	-	-	-	-	-	-	-	-	-	-	-	-	-	-	-	-	-	-	-
17 04 07	C1	Feed and food safety and related activities	-	-	-	-	-	-	-	-	-	-	-	-	-	-	-	-	-	-	-	-	-	-	-	-	-	-	-	-	-	-	-
17 04	C1	Food and feed safety, animal health, animal welfare and plant health	-	-	-	-	-	-	-	-	-	-	-	-	-	-	-	-	-	-	-	-	-	-	-	-	-	-	-	-	-	-	-
17	C1	Health and consumer protection	-	-	-	-	-	-	-	-	-	-	-	-	-	-	-	-	-	-	-	-	-	-	-	-	-	-	-	-	-	-	-
TOTAL DEPENSES	C4		550.7	314.6	667.7	963.7	5 493.5	74.7	872.8	2 406.1	5 817.3	8 676.9	4 633.8	41.9	109.0	279.8	34.8	1 049.4	4.3	857.7	739.2	2 396.4	760.6	795.2	108.5	296.9	496.1	697.6	3 314.7	385.2	42 839.186		
TOTAL DEPENSES	C5		-0.8	2.0	0.3	0.0	4.1	0.0	0.2	11.7	17.0	22.5	35.7	0.5	0.3	-	-	2.7	0.1	24.3	2.4	86.6	5.0	1.7	0.2	0.6	0.2	1.7	1.4	-	220.405		
TOTAL DEPENSES	NA		94.7	-	1.3	3.3	34.1	-	442.0	7.1	110.2	91.5	183.1	0.2	3.2	0.1	-	13.1	0.0	64.6	5.4	12.2	8.2	5.2	0.0	1.4	3.1	8.0	6.1	-	1 097.970		
TOTAL DEPENSES			644.6	316.6	669.3	967.0	5 531.8	74.7	1 315.0	2 425.0	5 944.5	8 790.9	4 852.6	42.6	112.5	279.8	34.8	1 065.2	4.4	946.6	747.0	2 495.1	773.7	802.1	108.8	298.8	499.5	707.2	3 322.2	385.2	44 157.561		

In EUR million

ANNEX 34

APPEALS AGAINST CLEARANCE OF ACCOUNTS DECISIONS
PENDING ON 15 October 2011

Case Number	Member State	Challenged amount EUR
T-267/06	IT	-12 051 927.57
T-394/06*	IT	-310 849 495.98
T-267/07*	IT	-24 749 262.64
T-463/07	IT	-83 398 419.26
T-86/08	GR	-6 956 188.21
T-206/08	ES	-54 949 195.80
T-232/08	LU	-964 488.00
T-356/08	GR	-127 556 229.78
T-426/08	IT	-174 704 912.66
T-46/09	GR	-179 140 594.67
T-84/09	IT	-166 802 054.32
T-158/09*	GR	-13 348 979.02
T-212/09	DK	-100 655 489.39
T-469/09	GR	-1 683 611.19
T-486/09	PL	-11 077 828.30
T-491/09	ES	-37 844 896.86
T-215/10	GR	-132 307 534.48
T-230/10	ES	-38 279 903.49
T-241/10	PL	-50 957 891.41
T-453/10	GB	-18 600 258.71
T-588/10	GR	-327 199 916.23
T-2/11	PT	-743 251.25
T-3/11	PT	-40 477 428.09
T-16/11	NL	-28 947 149.31
C-24/11P	ES	-183 965 185.54
T-44/11	IT	-15 945 121.39
T-294/11	GR	-247 228 184.80
T-335/11	BG	-20 848 236.79
T-339/11	ES	-37 252 551.10
T-343/11	NL	-22 691 407.79
T-358/11	IT	-1 280 077.00
Total		-2 473 457 671.03

ANNEX 35
 Financial corrections in decisions 1-35 from financial year 1986 - 2009

Decision	Financial Year																TOTAL
	1996	1997	1998	1999	2000	2001	2002	2003	2004	2005	2006	2007	2008	2009	IN EUR		
01	-83 054 434,5	-7 131 297,7	-2 733 350,9	-18 226 097,7	-18 226 097,7	-18 226 097,7	-18 226 097,7	-18 226 097,7	-18 226 097,7	-18 226 097,7	-18 226 097,7	-18 226 097,7	-18 226 097,7	-18 226 097,7	-18 226 097,7	-90 185 732,3	
02	-13 311 661,9	-28 459 533,4	-11 069,3	-55 097 691,2	-55 097 691,2	-55 097 691,2	-55 097 691,2	-55 097 691,2	-55 097 691,2	-55 097 691,2	-55 097 691,2	-55 097 691,2	-55 097 691,2	-55 097 691,2	-55 097 691,2	-34 271 110,4	
03	-98 880 867,8	-87 923 404,0	-21 306 172,7	-1 538 993,1	-1 538 993,1	-1 538 993,1	-1 538 993,1	-1 538 993,1	-1 538 993,1	-1 538 993,1	-1 538 993,1	-1 538 993,1	-1 538 993,1	-1 538 993,1	-1 538 993,1	-83 568 293,9	
04	-145 223 126,1	-102 544 600,6	-80 174 326,1	-755 887,9	-755 887,9	-755 887,9	-755 887,9	-755 887,9	-755 887,9	-755 887,9	-755 887,9	-755 887,9	-755 887,9	-755 887,9	-755 887,9	-209 649 437,5	
05	-255 072 689,6	-41 361 006,5	-76 343 868,9	-20 048 256,9	-131 974,3	-131 974,3	-131 974,3	-131 974,3	-131 974,3	-131 974,3	-131 974,3	-131 974,3	-131 974,3	-131 974,3	-131 974,3	-338 697 390,7	
06	-23 100 686,9	-49 040 620,8	-52 434 544,8	-19 157 670,1	-1 011 362,8	-1 011 362,8	-1 011 362,8	-1 011 362,8	-1 011 362,8	-1 011 362,8	-1 011 362,8	-1 011 362,8	-1 011 362,8	-1 011 362,8	-1 011 362,8	-309 858 316,4	
07	-135 961 040,4	-110 202 833,5	-14 337 178,3	-28 194 372,2	-23 282 074,3	-23 282 074,3	-23 282 074,3	-23 282 074,3	-23 282 074,3	-23 282 074,3	-23 282 074,3	-23 282 074,3	-23 282 074,3	-23 282 074,3	-23 282 074,3	-144 744 885,3	
08	-13 904 255,0	-35 975 338,4	-57 851 220,8	-30 670 883,2	-17 947 484,8	-17 947 484,8	-17 947 484,8	-17 947 484,8	-17 947 484,8	-17 947 484,8	-17 947 484,8	-17 947 484,8	-17 947 484,8	-17 947 484,8	-17 947 484,8	-66 884 971,7	
09	-29 795 787,0	-1 070 338,9	-3 252 135,3	-77 957 188,8	-40 934 177,9	-40 934 177,9	-40 934 177,9	-40 934 177,9	-40 934 177,9	-40 934 177,9	-40 934 177,9	-40 934 177,9	-40 934 177,9	-40 934 177,9	-40 934 177,9	-94 377 517,7	
10	1 292 520,5	-1 215 710,3	-5 544 280,1	-28 501 526,7	-48 607 295,7	-21 618 802,6	-21 618 802,6	-21 618 802,6	-21 618 802,6	-21 618 802,6	-21 618 802,6	-21 618 802,6	-21 618 802,6	-21 618 802,6	-21 618 802,6	-104 195 094,9	
11	-	-	-	-	-	-	-	-	-	-	-	-	-	-	-	-	
12	-	-	-	-	-	-	-	-	-	-	-	-	-	-	-	-	
13	-	-	-	-	-	-	-	-	-	-	-	-	-	-	-	-	
14	-	-	-	-	-	-	-	-	-	-	-	-	-	-	-	-	
15	-	-	-	-	-	-	-	-	-	-	-	-	-	-	-	-	
16	-	-	-	-	-	-	-	-	-	-	-	-	-	-	-	-	
17	-	-	-	-	-	-	-	-	-	-	-	-	-	-	-	-	
18	-	-	-	-	-	-	-	-	-	-	-	-	-	-	-	-	
19	-	-	-	-	-	-	-	-	-	-	-	-	-	-	-	-	
20	-	-	-	-	-	-	-	-	-	-	-	-	-	-	-	-	
21	-	-	-	-	-	-	-	-	-	-	-	-	-	-	-	-	
22	-	-	-	-	-	-	-	-	-	-	-	-	-	-	-	-	
23	-	-	-	-	-	-	-	-	-	-	-	-	-	-	-	-	
24	-	-	-	-	-	-	-	-	-	-	-	-	-	-	-	-	
25	-	-	-	-	-	-	-	-	-	-	-	-	-	-	-	-	
26	-	-	-	-	-	-	-	-	-	-	-	-	-	-	-	-	
27	-	-	-	-	-	-	-	-	-	-	-	-	-	-	-	-	
28	-	-	-	-	-	-	-	-	-	-	-	-	-	-	-	-	
29	-	-	-	-	-	-	-	-	-	-	-	-	-	-	-	-	
30	-	-	-	-	-	-	-	-	-	-	-	-	-	-	-	-	
31	-	-	-	-	-	-	-	-	-	-	-	-	-	-	-	-	
32	-	-	-	-	-	-	-	-	-	-	-	-	-	-	-	-	
33	-	-	-	-	-	-	-	-	-	-	-	-	-	-	-	-	
34	-	-	-	-	-	-	-	-	-	-	-	-	-	-	-	-	
35	-	-	-	-	-	-	-	-	-	-	-	-	-	-	-	-	
Grand Total	-782 789 678,0	-475 262 312,9	-324 243 115,8	-325 030 723,6	-602 220 408,6	-706 667 521,4	-623 023 510,5	-684 734 558,9	-747 156 899,1	-566 343 283,8	-795 147 013,7	-552 313 217,5	-257 966 994,5	-73 368 240,3	-75 166 467 178,7	-75 166 467 178,7	

The amounts are excluding the overlapping financial corrections. For the corrections prior to 1996, please see annex 35 of the EAGF - 2010 Financial Report.