

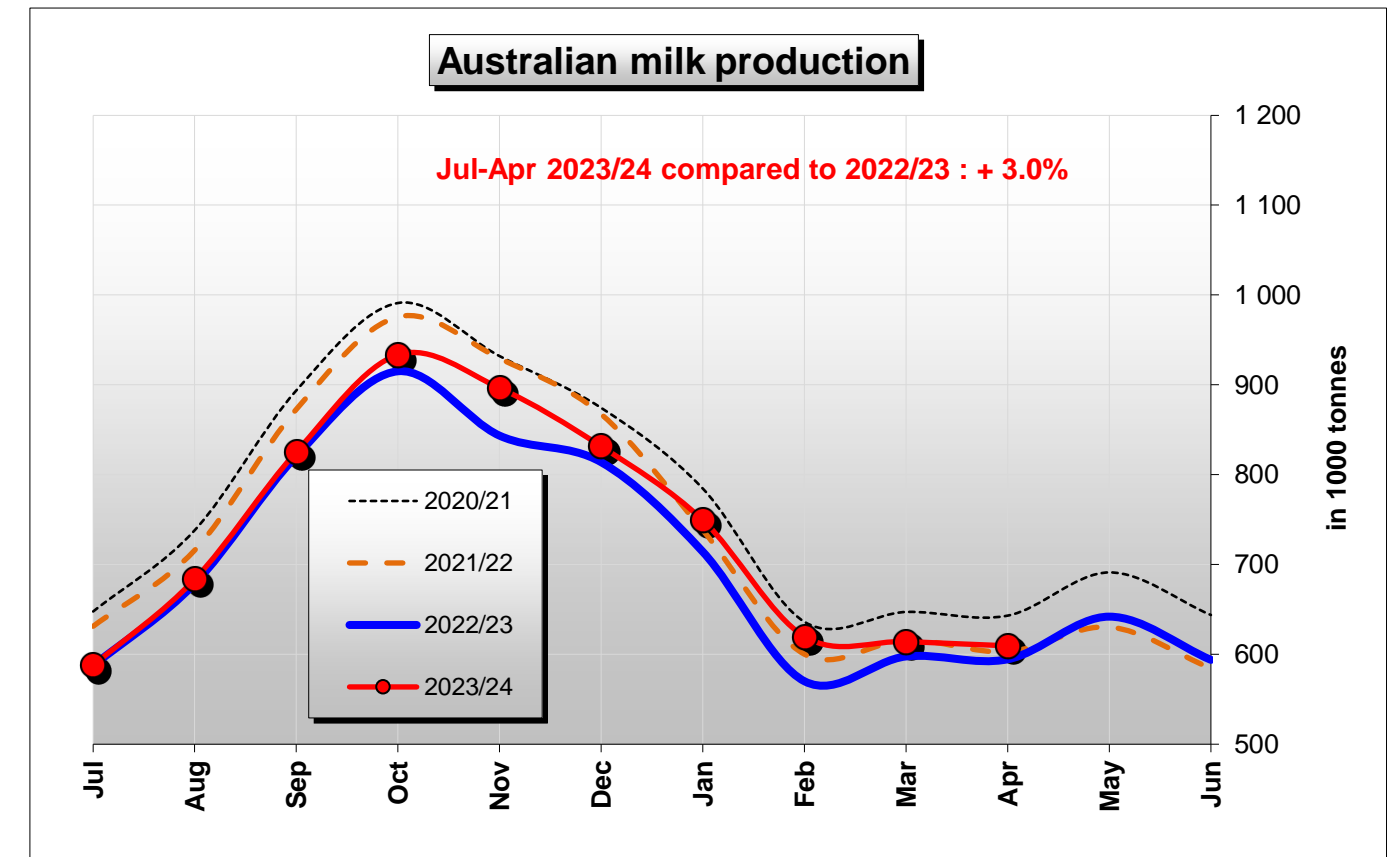
## Raw Milk productions of New Zealand, Australia, USA and UK

### Australia milk production

in 1 000 t

Source : [www.dairyaustralia.com.au](http://www.dairyaustralia.com.au)

| Season               | 2013/14      | 2014/15       | 2015/16      | 2016/17      | 2017/18      | 2018/19      | 2019/20      | 2020/21      | 2021/22      | 2022/23      | 2023/24      | %      | % cumul. |
|----------------------|--------------|---------------|--------------|--------------|--------------|--------------|--------------|--------------|--------------|--------------|--------------|--------|----------|
| Jul                  | 657          | 680           | 729          | 656          | 678          | 674          | 621          | 648          | 631          | 587          | 588          | + 0.1% | + 0.1%   |
| Aug                  | 757          | 793           | 835          | 759          | 766          | 759          | 713          | 738          | 716          | 679          | 684          | + 0.7% | + 0.4%   |
| Sep                  | 927          | 991           | 1 010        | 911          | 932          | 925          | 884          | 894          | 873          | 821          | 826          | + 0.5% | + 0.5%   |
| Oct                  | 1 038        | 1 131         | 1 140        | 1 012        | 1 083        | 1 047        | 991          | 991          | 976          | 915          | 934          | + 2.0% | + 0.9%   |
| Nov                  | 1 006        | 1 063         | 1 040        | 974          | 1 014        | 959          | 928          | 932          | 929          | 843          | 896          | + 6.3% | + 2.1%   |
| Dec                  | 964          | 975           | 945          | 905          | 932          | 887          | 889          | 874          | 867          | 814          | 832          | + 2.2% | + 2.1%   |
| Jan                  | 830          | 858           | 837          | 787          | 821          | 750          | 754          | 785          | 738          | 714          | 749          | + 4.9% | + 2.5%   |
| Feb                  | 644          | 704           | 706          | 634          | 656          | 589          | 638          | 636          | 600          | 570          | 620          | + 8.7% | + 3.1%   |
| Mar                  | 662          | 713           | 693          | 657          | 673          | 619          | 664          | 647          | 616          | 598          | 614          | + 2.8% | + 3.1%   |
| Apr                  | 650          | 687           | 682          | 641          | 673          | 599          | 638          | 643          | 603          | 595          | 610          | + 2.5% | + 3.0%   |
| May                  | 702          | 730           | 702          | 684          | 710          | 632          | 676          | 691          | 630          | 642          |              |        |          |
| Jun                  | 679          | 700           | 651          | 668          | 666          | 617          | 642          | 644          | 584          | 594          |              |        |          |
| <b>Total to date</b> | <b>8 135</b> | <b>8 594</b>  | <b>8 617</b> | <b>7 934</b> | <b>8 229</b> | <b>7 808</b> | <b>7 720</b> | <b>7 789</b> | <b>7 550</b> | <b>7 136</b> | <b>7 352</b> |        |          |
| % previous           | - 0.8%       | + 5.6%        | + 0.3%       | - 7.9%       | + 3.7%       | - 5.1%       | - 1.1%       | + 0.9%       | - 3.1%       | - 5.5%       | + 3.0%       |        |          |
| <b>Total year</b>    | <b>9 516</b> | <b>10 024</b> | <b>9 969</b> | <b>9 286</b> | <b>9 604</b> | <b>9 057</b> | <b>9 039</b> | <b>9 124</b> | <b>8 765</b> | <b>8 372</b> |              |        |          |
| % previous           | + 0.4%       | + 5.3%        | - 0.5%       | - 6.9%       | + 3.4%       | - 5.7%       | - 0.2%       | + 0.9%       | - 3.9%       | - 4.5%       |              |        |          |

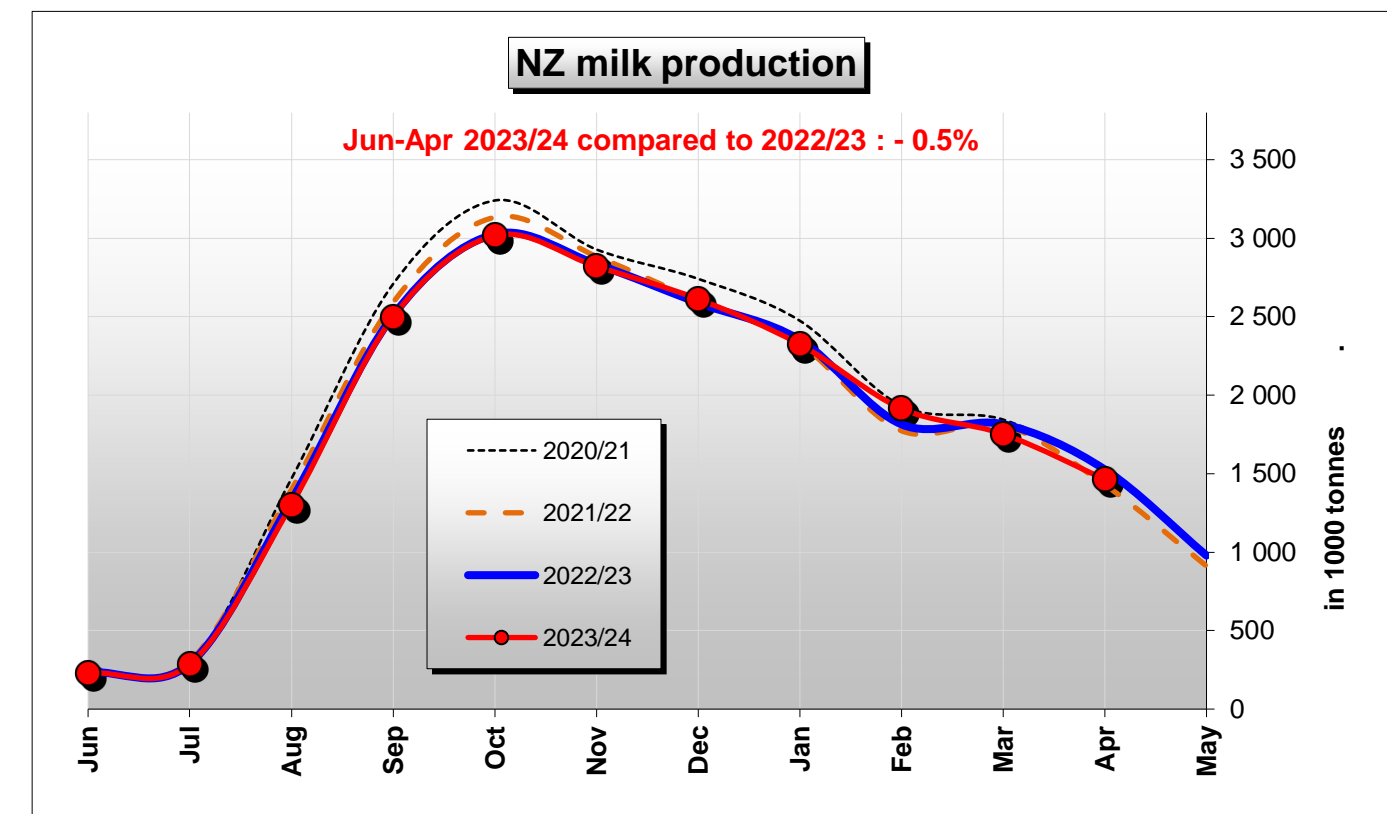


### NZ milk production

in 1 000 t

Source : [www.dcanz.com](http://www.dcanz.com)

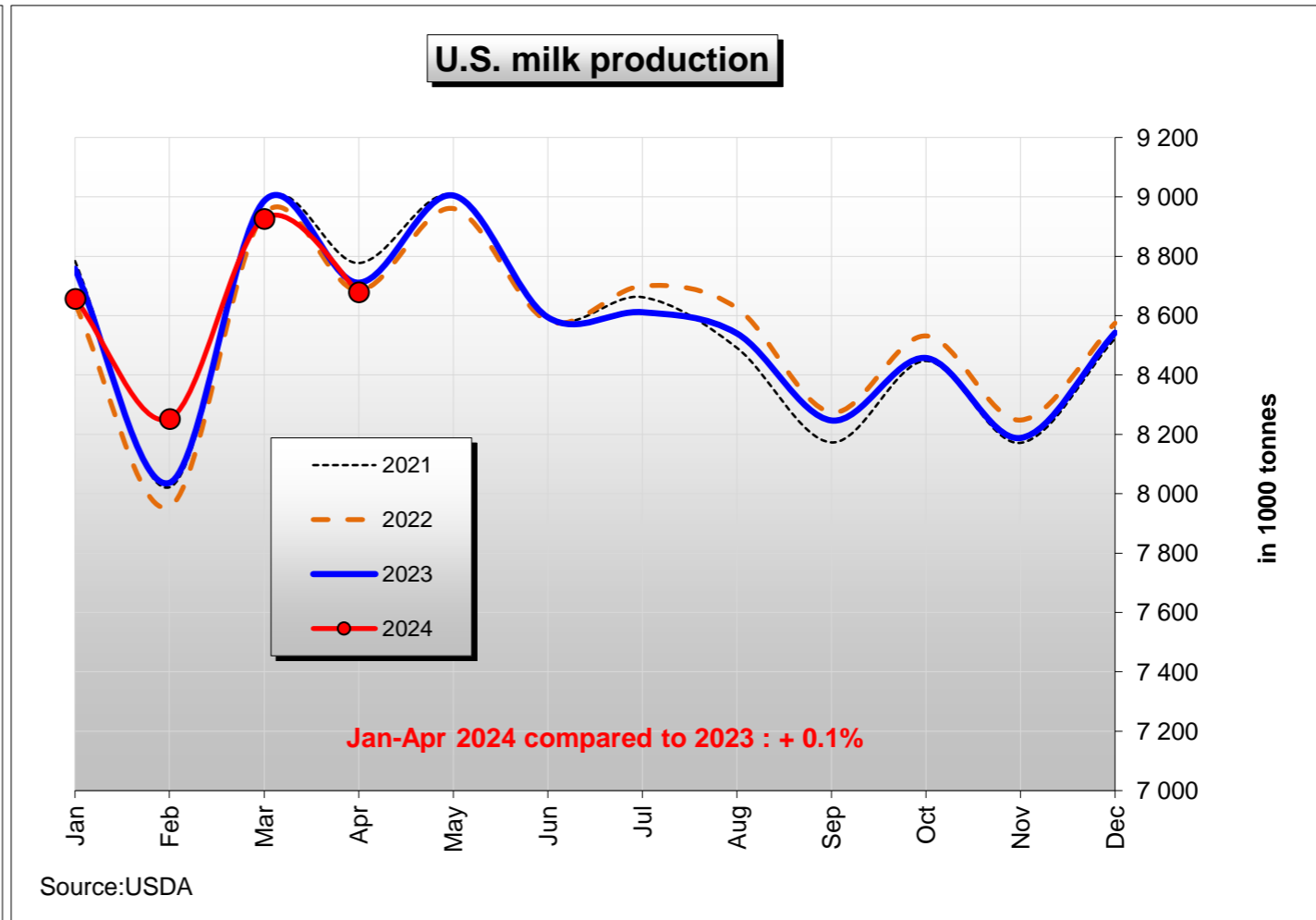
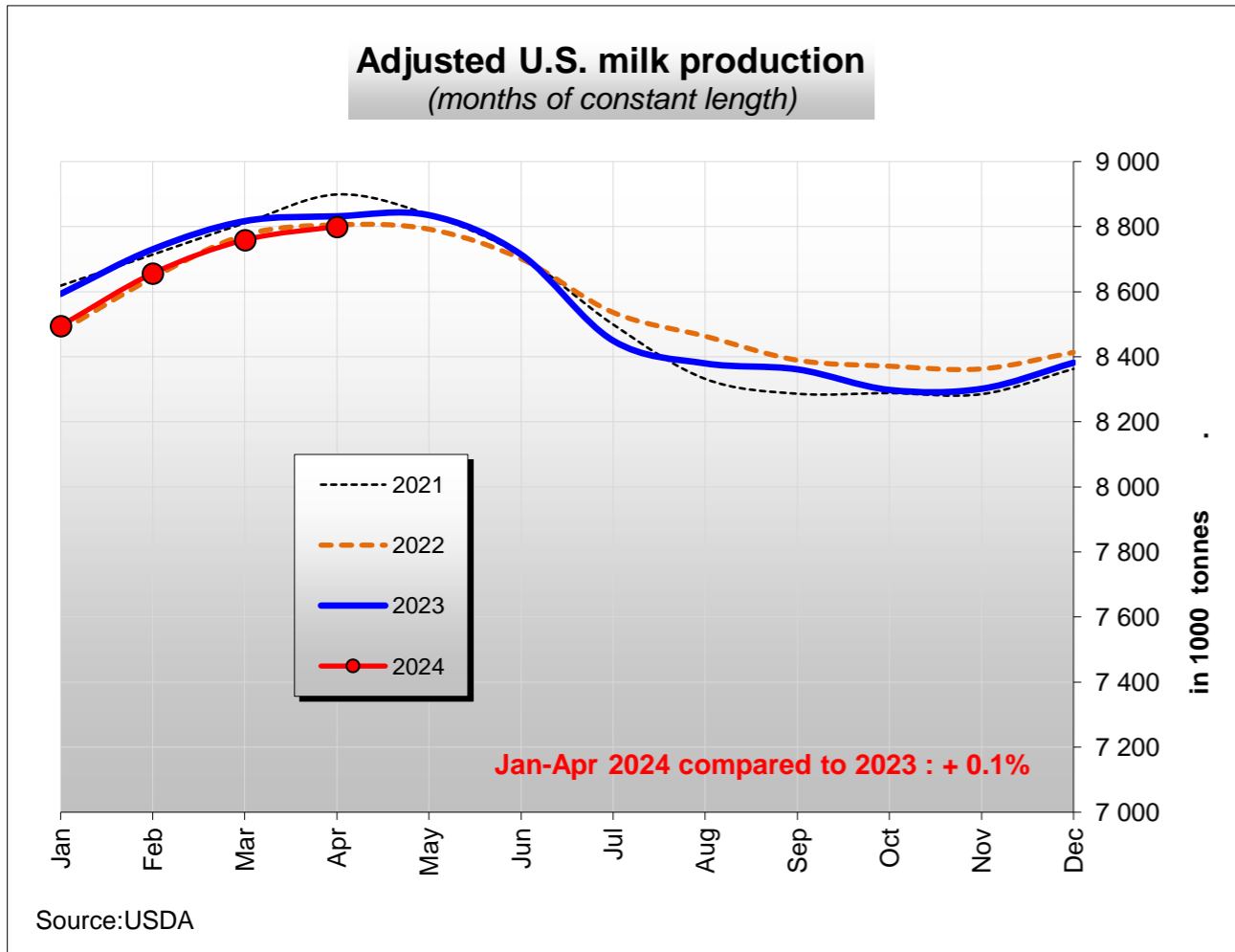
| Season               | 2013/14       | 2014/15       | 2015/16       | 2016/17       | 2017/18       | 2018/19       | 2019/20       | 2020/21       | 2021/22       | 2022/23       | 2023/24       | %      | % cumul. |
|----------------------|---------------|---------------|---------------|---------------|---------------|---------------|---------------|---------------|---------------|---------------|---------------|--------|----------|
| Jun                  | 122           | 136           | 147           | 147           | 178           | 198           | 226           | 230           | 234           | 234           | 230           | - 1.7% | - 1.7%   |
| Jul                  | 185           | 195           | 229           | 231           | 248           | 262           | 274           | 286           | 305           | 288           | 286           | - 0.7% | - 1.1%   |
| Aug                  | 1 330         | 1 390         | 1 379         | 1 342         | 1 321         | 1 383         | 1 394         | 1 468         | 1 397         | 1 329         | 1 301         | - 2.1% | - 1.8%   |
| Sep                  | 2 615         | 2 752         | 2 543         | 2 570         | 2 529         | 2 682         | 2 664         | 2 708         | 2 590         | 2 507         | 2 497         | - 0.4% | - 1.0%   |
| Oct                  | 3 156         | 3 299         | 3 211         | 3 036         | 3 118         | 3 299         | 3 213         | 3 240         | 3 133         | 3 025         | 3 016         | - 0.3% | - 0.7%   |
| Nov                  | 2 961         | 3 045         | 2 980         | 2 845         | 2 965         | 2 995         | 3 003         | 2 928         | 2 884         | 2 834         | 2 820         | - 0.5% | - 0.7%   |
| Dec                  | 2 718         | 2 809         | 2 765         | 2 689         | 2 620         | 2 735         | 2 722         | 2 741         | 2 603         | 2 588         | 2 612         | + 0.9% | - 0.3%   |
| Jan                  | 2 473         | 2 481         | 2 428         | 2 412         | 2 294         | 2 471         | 2 454         | 2 474         | 2 324         | 2 352         | 2 324         | - 1.2% | - 0.5%   |
| Feb                  | 1 973         | 1 861         | 1 966         | 1 909         | 1 874         | 1 875         | 1 875         | 1 932         | 1 773         | 1 814         | 1 914         | + 5.5% | + 0.2%   |
| Mar                  | 1 764         | 1 749         | 1 735         | 1 895         | 1 867         | 1 713         | 1 680         | 1 844         | 1 809         | 1 815         | 1 752         | - 3.5% | - 0.2%   |
| Apr                  | 1 287         | 1 396         | 1 361         | 1 447         | 1 489         | 1 364         | 1 356         | 1 514         | 1 429         | 1 526         | 1 463         | - 4.1% | - 0.5%   |
| May                  | 719           | 796           | 824           | 818           | 869           | 868           | 905           | 974           | 911           | 978           |               |        |          |
| <b>Total to date</b> | <b>20 584</b> | <b>21 113</b> | <b>20 744</b> | <b>20 523</b> | <b>20 503</b> | <b>20 977</b> | <b>20 861</b> | <b>21 365</b> | <b>20 481</b> | <b>20 312</b> | <b>20 215</b> |        |          |
| % previous           | + 8.9%        | + 2.6%        | - 1.7%        | - 1.1%        | - 0.1%        | + 2.3%        | - 0.6%        | + 2.4%        | - 4.1%        | - 0.8%        | - 0.5%        |        |          |
| <b>Total year</b>    | <b>21 303</b> | <b>21 909</b> | <b>21 568</b> | <b>21 341</b> | <b>21 372</b> | <b>21 845</b> | <b>21 766</b> | <b>22 339</b> | <b>21 392</b> | <b>21 290</b> |               |        |          |
| % previous           | + 9.4%        | + 2.8%        | - 1.6%        | - 1.1%        | + 0.1%        | + 2.2%        | - 0.4%        | + 2.6%        | - 4.2%        | - 0.5%        |               |        |          |



# U.S. milk production

Source : USDA

|                      | 2007          | 2008          | 2009          | 2010          | 2011          | 2012          | 2013          | 2014          | 2015          | 2016          | 2017          | 2018          | 2019          | 2020           | 2021           | 2022           | 2023           | 2024          | %      | % cumul. |
|----------------------|---------------|---------------|---------------|---------------|---------------|---------------|---------------|---------------|---------------|---------------|---------------|---------------|---------------|----------------|----------------|----------------|----------------|---------------|--------|----------|
| Jan                  | 7 078         | 7 247         | 7 319         | 7 267         | 7 436         | 7 718         | 7 760         | 7 840         | 8 022         | 8 025         | 8 223         | 8 363         | 8 442         | 8 562          | 8 784          | 8 641          | 8 758          | 8 658         | - 1.1% | - 1.1%   |
| Feb                  | 6 496         | 6 884         | 6 692         | 6 694         | 6 839         | 7 398         | 7 148         | 7 215         | 7 333         | 7 667         | 7 572         | 7 699         | 7 696         | 8 117          | 8 022          | 7 956          | 8 037          | 8 253         | + 2.7% | + 0.7%   |
| Mar                  | 7 317         | 7 465         | 7 477         | 7 536         | 7 706         | 8 037         | 8 018         | 8 087         | 8 203         | 8 347         | 8 500         | 8 613         | 8 548         | 8 801          | 8 980          | 8 943          | 8 986          | 8 927         | - 0.7% | + 0.2%   |
| Apr                  | 7 150         | 7 314         | 7 325         | 7 446         | 7 553         | 7 816         | 7 824         | 7 929         | 8 068         | 8 141         | 8 315         | 8 351         | 8 361         | 8 475          | 8 777          | 8 685          | 8 711          | 8 679         | - 0.4% | + 0.1%   |
| May                  | 7 339         | 7 578         | 7 623         | 7 729         | 7 837         | 7 984         | 8 080         | 8 207         | 8 359         | 8 443         | 8 596         | 8 678         | 8 645         | 8 606          | 9 006          | 8 961          | 9 005          |               |        |          |
| Jun                  | 7 020         | 7 231         | 7 228         | 7 418         | 7 492         | 7 564         | 7 682         | 7 858         | 7 940         | 8 061         | 8 192         | 8 295         | 8 267         | 8 352          | 8 592          | 8 582          | 8 595          |               |        |          |
| Jul                  | 7 128         | 7 255         | 7 266         | 7 455         | 7 475         | 7 523         | 7 615         | 7 908         | 8 013         | 8 123         | 8 286         | 8 314         | 8 335         | 8 508          | 8 662          | 8 700          | 8 611          |               |        |          |
| Aug                  | 7 042         | 7 147         | 7 138         | 7 300         | 7 449         | 7 440         | 7 615         | 7 813         | 7 894         | 8 025         | 8 187         | 8 276         | 8 286         | 8 451          | 8 492          | 8 625          | 8 540          |               |        |          |
| Sep                  | 6 745         | 6 862         | 6 821         | 7 049         | 7 159         | 7 115         | 7 181         | 7 491         | 7 537         | 7 706         | 7 782         | 7 890         | 7 981         | 8 179          | 8 173          | 8 274          | 8 247          |               |        |          |
| Oct                  | 6 972         | 7 083         | 6 994         | 7 212         | 7 384         | 7 379         | 7 473         | 7 743         | 7 770         | 7 967         | 8 060         | 8 107         | 8 226         | 8 438          | 8 447          | 8 532          | 8 457          |               |        |          |
| Nov                  | 6 810         | 6 900         | 6 836         | 7 030         | 7 176         | 7 261         | 7 259         | 7 507         | 7 570         | 7 756         | 7 829         | 7 869         | 7 941         | 8 211          | 8 171          | 8 248          | 8 188          |               |        |          |
| Dec                  | 7 091         | 7 212         | 7 152         | 7 325         | 7 510         | 7 630         | 7 616         | 7 863         | 7 926         | 8 097         | 8 191         | 8 235         | 8 330         | 8 551          | 8 523          | 8 575          | 8 542          |               |        |          |
| <b>Total to date</b> | <b>28 041</b> | <b>28 910</b> | <b>28 813</b> | <b>28 943</b> | <b>29 534</b> | <b>30 969</b> | <b>30 751</b> | <b>31 071</b> | <b>31 626</b> | <b>32 180</b> | <b>32 610</b> | <b>33 026</b> | <b>33 047</b> | <b>33 955</b>  | <b>34 562</b>  | <b>34 224</b>  | <b>34 491</b>  | <b>34 518</b> |        |          |
| % previous           |               | + 3.1%        | - 0.3%        | + 0.5%        | + 2.0%        | + 4.9%        | - 0.7%        | + 1.0%        | + 2.8%        | + 1.8%        | + 1.3%        | + 1.3%        | + 0.4%        | + 2.7%         | + 1.8%         | - 1.0%         | + 0.8%         | + 0.1%        |        |          |
| <b>Total</b>         | <b>84 187</b> | <b>86 178</b> | <b>85 870</b> | <b>87 461</b> | <b>89 015</b> | <b>90 865</b> | <b>91 270</b> | <b>93 460</b> | <b>94 634</b> | <b>96 359</b> | <b>97 733</b> | <b>98 690</b> | <b>99 056</b> | <b>101 250</b> | <b>102 628</b> | <b>102 721</b> | <b>102 676</b> |               |        |          |
| % previous           |               | + 2.4%        | - 0.4%        | + 1.9%        | + 1.8%        | + 2.1%        | + 0.4%        | + 2.4%        | + 3.7%        | + 1.8%        | + 1.4%        | + 1.0%        | + 0.4%        | + 2.2%         | + 1.4%         | + 0.1%         | - 0.04%        |               |        |          |



# UK milk production

Source : ahdb.org.uk

in 1 000 t

| Season               | 2013/14       | 2014/15       | 2015/16       | 2016/17       | 2017/18       | 2018/19       | 2019/20       | 2020/21       | 2021/22       | 2022/23       | 2023/24       | 2024/25      | % cumul.      |
|----------------------|---------------|---------------|---------------|---------------|---------------|---------------|---------------|---------------|---------------|---------------|---------------|--------------|---------------|
| Apr                  | 1 145         | 1 317         | 1 332         | 1 289         | 1 336         | 1 323         | 1 379         | 1 369         | 1 395         | 1 372         | 1 372         | 1 349        | - 1.7%        |
| May                  | 1 271         | 1 373         | 1 421         | 1 385         | 1 404         | 1 413         | 1 437         | 1 425         | 1 448         | 1 423         | 1 430         |              |               |
| Jun                  | 1 213         | 1 278         | 1 341         | 1 264         | 1 303         | 1 307         | 1 327         | 1 319         | 1 338         | 1 304         | 1 312         |              |               |
| Jul                  | 1 178         | 1 262         | 1 305         | 1 225         | 1 272         | 1 268         | 1 305         | 1 299         | 1 287         | 1 271         | 1 283         |              |               |
| Aug                  | 1 149         | 1 213         | 1 247         | 1 183         | 1 234         | 1 232         | 1 243         | 1 237         | 1 236         | 1 218         | 1 226         |              |               |
| Sep                  | 1 095         | 1 182         | 1 201         | 1 123         | 1 178         | 1 188         | 1 191         | 1 195         | 1 189         | 1 185         | 1 171         |              |               |
| Oct                  | 1 121         | 1 191         | 1 240         | 1 158         | 1 227         | 1 236         | 1 228         | 1 241         | 1 231         | 1 252         | 1 220         |              |               |
| Nov                  | 1 099         | 1 154         | 1 199         | 1 124         | 1 206         | 1 209         | 1 198         | 1 226         | 1 198         | 1 228         | 1 195         |              |               |
| Dec                  | 1 178         | 1 191         | 1 246         | 1 202         | 1 255         | 1 278         | 1 263         | 1 292         | 1 255         | 1 266         | 1 262         |              |               |
| Jan                  | 1 215         | 1 229         | 1 262         | 1 253         | 1 271         | 1 304         | 1 286         | 1 292         | 1 270         | 1 283         | 1 278         |              |               |
| Feb                  | 1 132         | 1 134         | 1 182         | 1 152         | 1 161         | 1 191         | 1 217         | 1 184         | 1 163         | 1 188         | 1 222         |              |               |
| Mar                  | 1 295         | 1 300         | 1 298         | 1 322         | 1 306         | 1 368         | 1 347         | 1 380         | 1 350         | 1 361         | 1 361         |              |               |
| <b>Total to date</b> | <b>1 145</b>  | <b>1 317</b>  | <b>1 332</b>  | <b>1 289</b>  | <b>1 336</b>  | <b>1 323</b>  | <b>1 379</b>  | <b>1 369</b>  | <b>1 395</b>  | <b>1 372</b>  | <b>1 372</b>  | <b>1 349</b> | <b>- 1.7%</b> |
| % y/y                | - 7.6%        | + 15.0%       | + 1.1%        | - 3.2%        | + 3.7%        | - 1.0%        | + 4.2%        | - 0.8%        | + 1.9%        | - 1.7%        | + 0.0%        | - 1.7%       |               |
| <b>Total year</b>    | <b>14 090</b> | <b>14 826</b> | <b>15 274</b> | <b>14 678</b> | <b>15 154</b> | <b>15 318</b> | <b>15 421</b> | <b>15 457</b> | <b>15 360</b> | <b>15 352</b> | <b>15 331</b> |              |               |
| % y/y                | + 5.4%        | + 5.2%        | + 3.0%        | - 3.9%        | + 3.2%        | + 1.1%        | + 0.7%        | + 0.2%        | - 0.6%        | - 0.1%        | - 0.1%        |              |               |

\*: estimate \*: estimate

