Milk Market Observatory

European Commission

Last update: 01.10.2024

Results of the GDT event 365 of 01.10.2024

Prices

in US$/t	Nov-24	Dec-24	Jan-25	Feb-25	Mar-25	Apr-25	Weighted average price	% change (weighted average price)	% change by contract from previous auction					
									Nov-24	Dec-24	Jan-25	Feb-25	Mar-25	Apr-25
AMF	7 491	7 209	7 177	7 141	7 163	7 151	**7 213**	**- 0.1%**	+ 1.3%	- 1.4%	+ 0.4%	+ 0.2%	+ 0.7%	+ 0.4%
Butter	6 812	6 386	6 310	6 320	6 330	6 300	**6 407**	**- 1.4%**	- 1.5%	- 2.0%	- 0.4%	- 0.7%	- 1.1%	- 2.7%
BMP	3 410	3 103	3 210	3 210	3 215	n.a.	**3 171**	**+ 5.0%**	n.a.	+ 5.2%	+ 5.9%	+ 5.1%	+ 1.9%	n.a.
Cheeses	5 800	4 600	4 489	4 446	4 489	n.a.	**4 606**	**+ 3.8%**	+ 30.8%	+ 2.8%	+ 1.1%	+ 1.0%	+ 2.1%	n.a.
Lactose	n.a.	952	n.a.	n.a.	n.a.	n.a.	**952**	**+ 6.7%**	n.a.	+ 6.7%	n.a.	n.a.	n.a.	n.a.
SMP	2 790	2 784	2 800	2 803	2 859	2 793	**2 795**	**- 0.6%**	- 0.5%	- 0.4%	- 1.1%	- 0.8%	+ 0.3%	- 0.8%
WMP	3 606	3 548	3 552	3 569	3 566	n.a.	**3 559**	**+ 3.0%**	- 3.0%	+ 2.5%	+ 3.9%	+ 4.6%	+ 4.7%	n.a.

Source : GlobalDairyTrade (http://www.globaldairytrade.info/)
From June 2020, Rennet Casein will no longer be offered for sale through GDT Events.

01/10/2024 **1 € =** 1.1196 $ (ECB rate)

in €/t	Nov-24	Dec-24	Jan-25	Feb-25	Mar-25	Apr-25	Weighted average price
AMF	6 691	6 439	6 410	6 378	6 398	6 387	**6 442**
Butter	6 084	5 704	5 636	5 645	5 654	5 627	**5 723**
BMP	3 046	2 772	2 867	2 867	2 872		**2 832**
Cheese	5 180	4 109	4 009	3 971	4 009		**4 114**
Lactose		850					**850**
SMP	2 492	2 487	2 501	2 504	2 554	2 495	**2 496**
WMP	3 221	3 169	3 173	3 188	3 185		**3 179**

Change in GDT Price Index from previous event

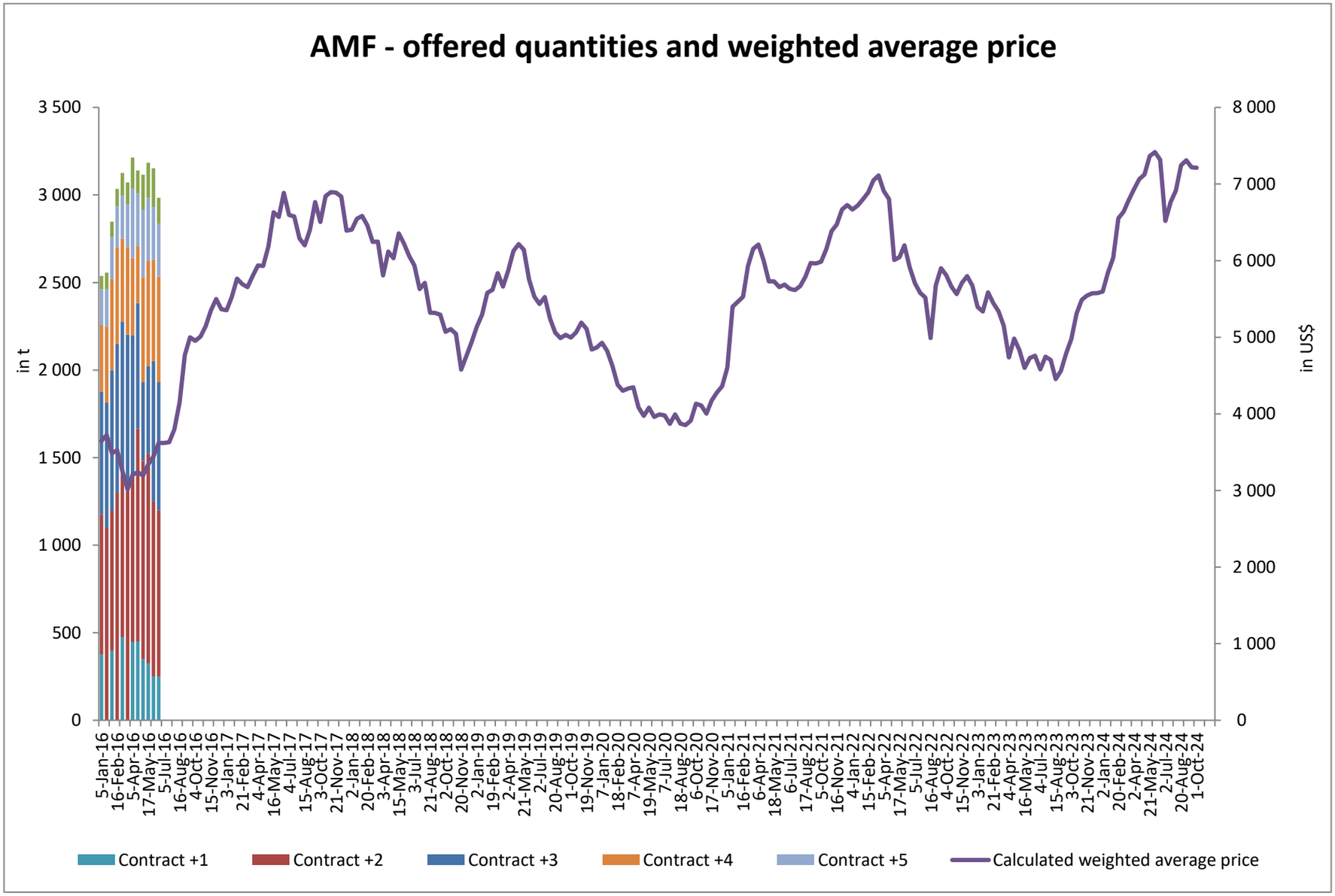
AMF - offered quantities and weighted average price
in t
in US$
3 500
3 000
2 500
2 000
1 500
1 000
500
0
8 000
7 000
6 000
5 000
4 000
3 000
2 000
1 000
0
5-Jan-16
16-Feb-16
5-Apr-16
17-May-16
5-Jul-16
16-Aug-16
4-Oct-16
15-Nov-16
3-Jan-17
21-Feb-17
4-Apr-17
16-May-17
4-Jul-17
15-Aug-17
3-Oct-17
21-Nov-17
2-Jan-18
20-Feb-18
3-Apr-18
15-May-18
3-Jul-18
21-Aug-18
2-Oct-18
20-Nov-18
2-Jan-19
19-Feb-19
2-Apr-19
21-May-19
2-Jul-19
20-Aug-19
1-Oct-19
19-Nov-19
7-Jan-20
18-Feb-20
7-Apr-20
19-May-20
7-Jul-20
18-Aug-20
6-Oct-20
17-Nov-20
5-Jan-21
16-Feb-21
6-Apr-21
18-May-21
6-Jul-21
17-Aug-21
5-Oct-21
16-Nov-21
4-Jan-22
15-Feb-22
5-Apr-22
17-May-22
5-Jul-22
16-Aug-22
4-Oct-22
15-Nov-22
3-Jan-23
21-Feb-23
4-Apr-23
16-May-23
4-Jul-23
15-Aug-23
3-Oct-23
21-Nov-23
2-Jan-24
20-Feb-24
2-Apr-24
21-May-24
2-Jul-24
20-Aug-24
1-Oct-24
Contract +1
Contract +2
Contract +3
Contract +4
Contract +5
Calculated weighted average price

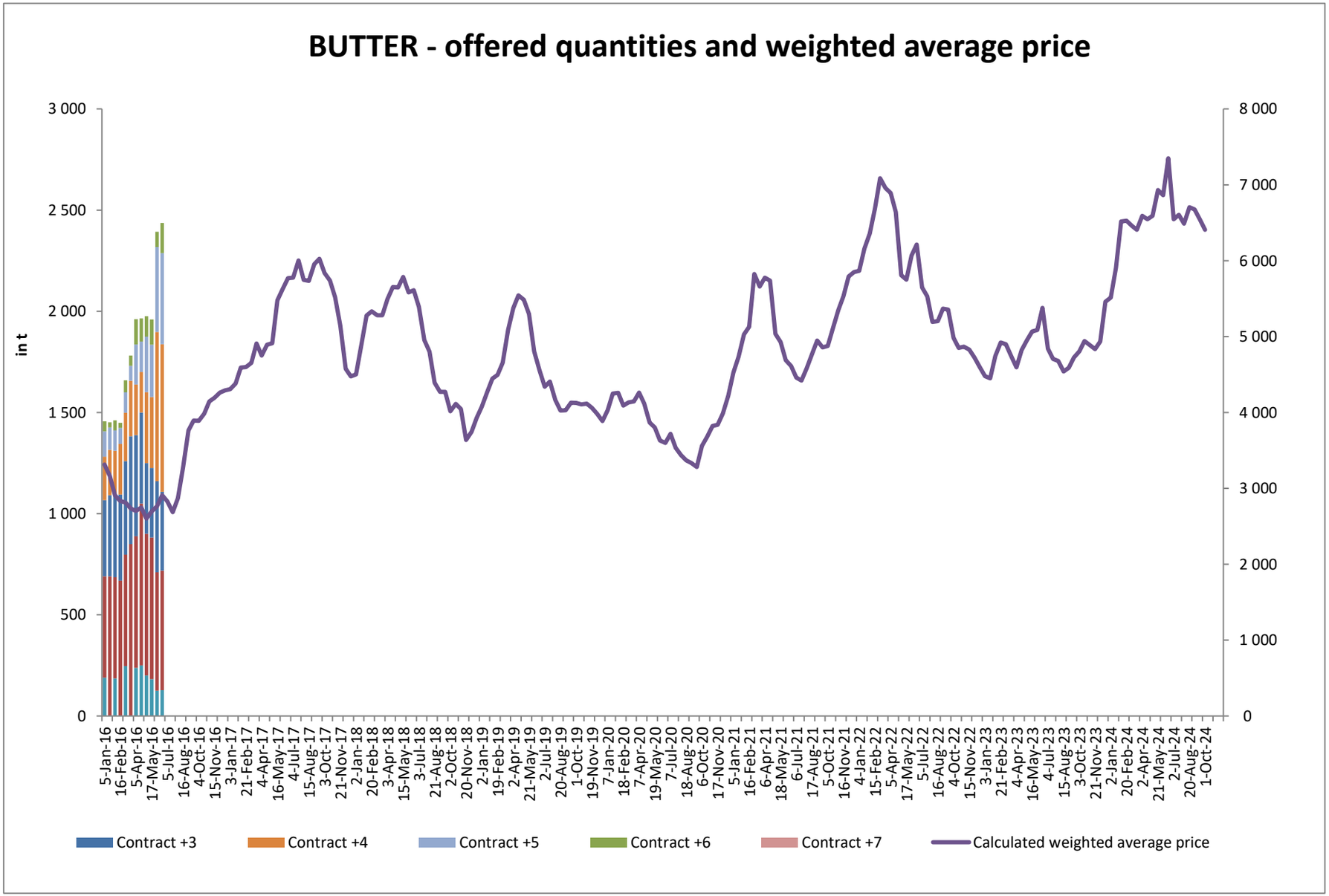
BUTTER - offered quantities and weighted average price
in t
3 000
2 500
2 000
1 500
1 000
500
0
8 000
7 000
6 000
5 000
4 000
3 000
2 000
1 000
0
5-Jan-16
16-Feb-16
5-Apr-16
17-May-16
5-Jul-16
16-Aug-16
4-Oct-16
15-Nov-16
3-Jan-17
21-Feb-17
4-Apr-17
16-May-17
4-Jul-17
15-Aug-17
3-Oct-17
21-Nov-17
2-Jan-18
20-Feb-18
3-Apr-18
15-May-18
3-Jul-18
21-Aug-18
2-Oct-18
20-Nov-18
2-Jan-19
19-Feb-19
2-Apr-19
21-May-19
2-Jul-19
20-Aug-19
1-Oct-19
19-Nov-19
7-Jan-20
18-Feb-20
7-Apr-20
19-May-20
7-Jul-20
18-Aug-20
6-Oct-20
17-Nov-20
5-Jan-21
16-Feb-21
6-Apr-21
18-May-21
6-Jul-21
17-Aug-21
5-Oct-21
16-Nov-21
4-Jan-22
15-Feb-22
5-Apr-22
17-May-22
5-Jul-22
16-Aug-22
4-Oct-22
15-Nov-22
3-Jan-23
21-Feb-23
4-Apr-23
16-May-23
4-Jul-23
15-Aug-23
3-Oct-23
21-Nov-23
2-Jan-24
20-Feb-24
2-Apr-24
21-May-24
2-Jul-24
20-Aug-24
1-Oct-24
Contract +3
Contract +4
Contract +5
Contract +6
Contract +7
Calculated weighted average price

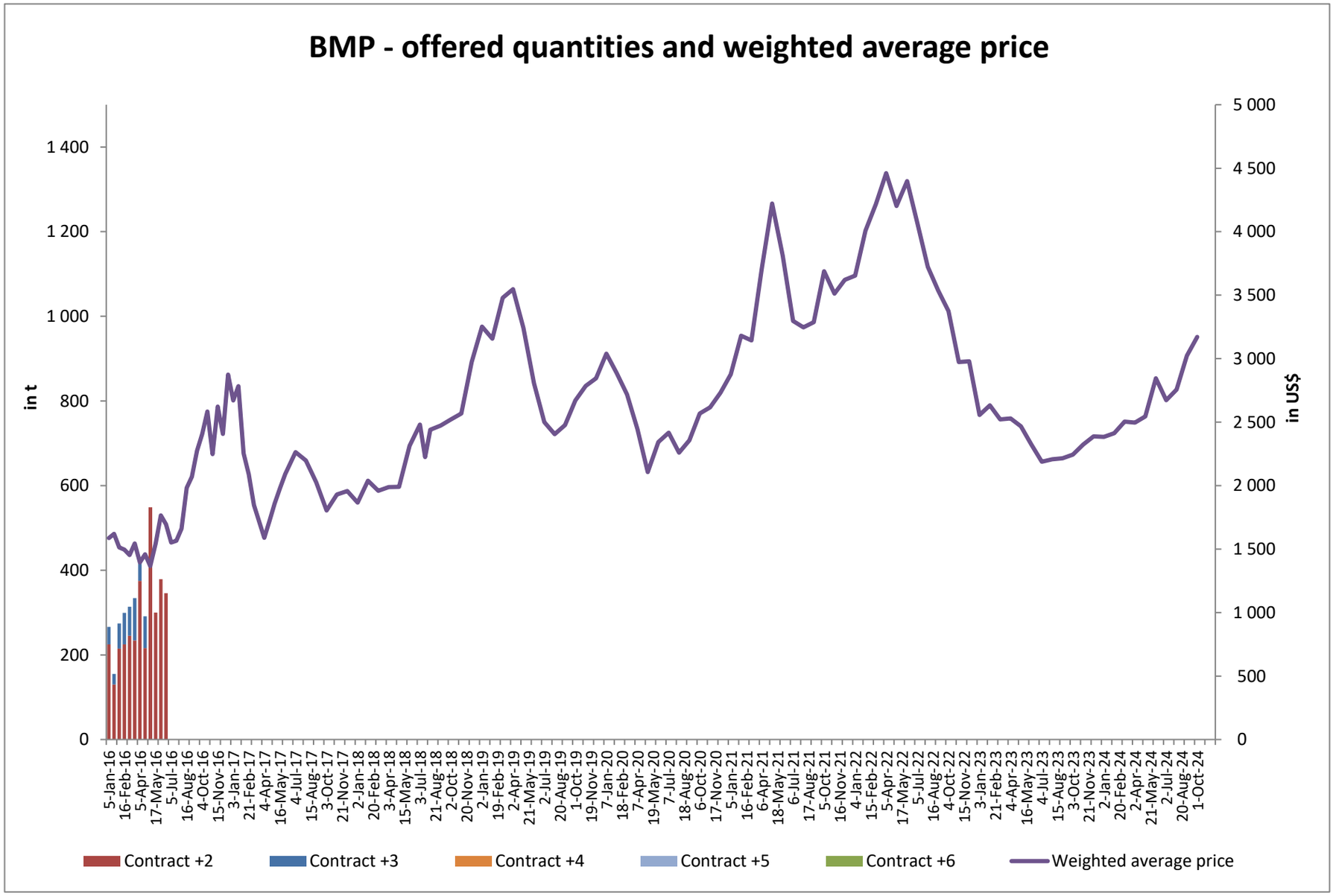
BMP - offered quantities and weighted average price
in t
in US$
0
200
400
600
800
1 000
1 200
1 400
0
500
1 000
1 500
2 000
2 500
3 000
3 500
4 000
4 500
5 000
5-Jan-16
16-Feb-16
5-Apr-16
17-May-16
5-Jul-16
16-Aug-16
4-Oct-16
15-Nov-16
3-Jan-17
21-Feb-17
4-Apr-17
16-May-17
4-Jul-17
15-Aug-17
3-Oct-17
21-Nov-17
2-Jan-18
20-Feb-18
3-Apr-18
15-May-18
3-Jul-18
21-Aug-18
2-Oct-18
20-Nov-18
2-Jan-19
19-Feb-19
2-Apr-19
21-May-19
2-Jul-19
20-Aug-19
1-Oct-19
19-Nov-19
7-Jan-20
18-Feb-20
7-Apr-20
19-May-20
7-Jul-20
18-Aug-20
6-Oct-20
17-Nov-20
5-Jan-21
16-Feb-21
6-Apr-21
18-May-21
6-Jul-21
17-Aug-21
5-Oct-21
16-Nov-21
4-Jan-22
15-Feb-22
5-Apr-22
17-May-22
5-Jul-22
16-Aug-22
4-Oct-22
15-Nov-22
3-Jan-23
21-Feb-23
4-Apr-23
16-May-23
4-Jul-23
15-Aug-23
3-Oct-23
21-Nov-23
2-Jan-24
20-Feb-24
2-Apr-24
21-May-24
2-Jul-24
20-Aug-24
1-Oct-24
Contract +2
Contract +3
Contract +4
Contract +5
Contract +6
Weighted average price

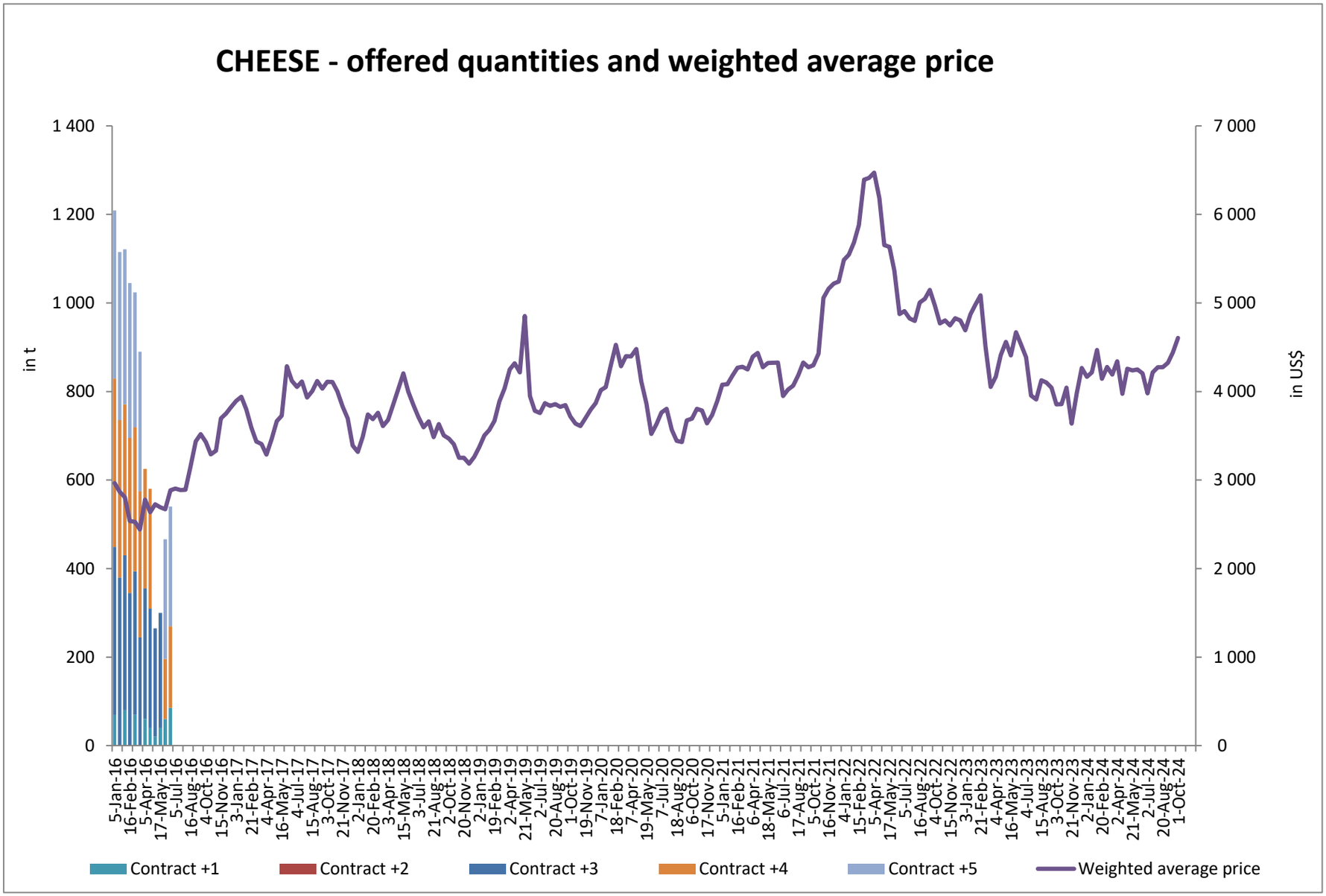
CHEESE - offered quantities and weighted average price
in t
in US$
1 400
1 200
1 000
800
600
400
200
0
7 000
6 000
5 000
4 000
3 000
2 000
1 000
0
5-Jan-16
16-Feb-16
5-Apr-16
17-May-16
5-Jul-16
16-Aug-16
4-Oct-16
15-Nov-16
3-Jan-17
21-Feb-17
4-Apr-17
16-May-17
4-Jul-17
15-Aug-17
3-Oct-17
21-Nov-17
2-Jan-18
20-Feb-18
3-Apr-18
15-May-18
3-Jul-18
21-Aug-18
2-Oct-18
20-Nov-18
2-Jan-19
19-Feb-19
2-Apr-19
21-May-19
2-Jul-19
20-Aug-19
1-Oct-19
19-Nov-19
7-Jan-20
18-Feb-20
7-Apr-20
19-May-20
7-Jul-20
18-Aug-20
6-Oct-20
17-Nov-20
5-Jan-21
16-Feb-21
6-Apr-21
18-May-21
6-Jul-21
17-Aug-21
5-Oct-21
16-Nov-21
4-Jan-22
15-Feb-22
5-Apr-22
17-May-22
5-Jul-22
16-Aug-22
4-Oct-22
15-Nov-22
3-Jan-23
21-Feb-23
4-Apr-23
16-May-23
4-Jul-23
15-Aug-23
3-Oct-23
21-Nov-23
2-Jan-24
20-Feb-24
2-Apr-24
21-May-24
2-Jul-24
20-Aug-24
1-Oct-24
Contract +1
Contract +2
Contract +3
Contract +4
Contract +5
Weighted average price

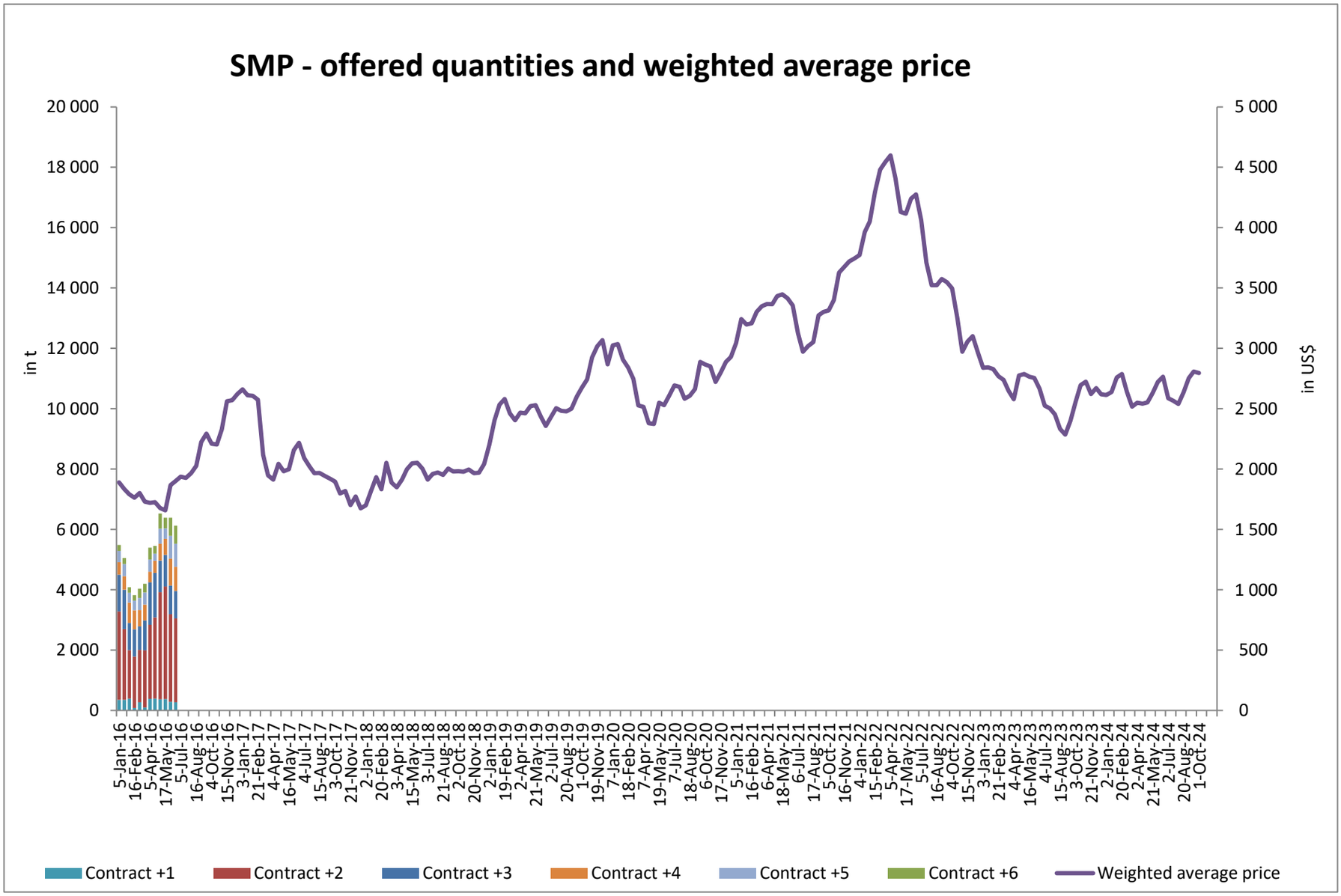
SMP - offered quantities and weighted average price
in t
in US$
20 000
18 000
16 000
14 000
12 000
10 000
8 000
6 000
4 000
2 000
0
5 000
4 500
4 000
3 500
3 000
2 500
2 000
1 500
1 000
500
0
Contract +1
Contract +2
Contract +3
Contract +4
Contract +5
Contract +6
Weighted average price

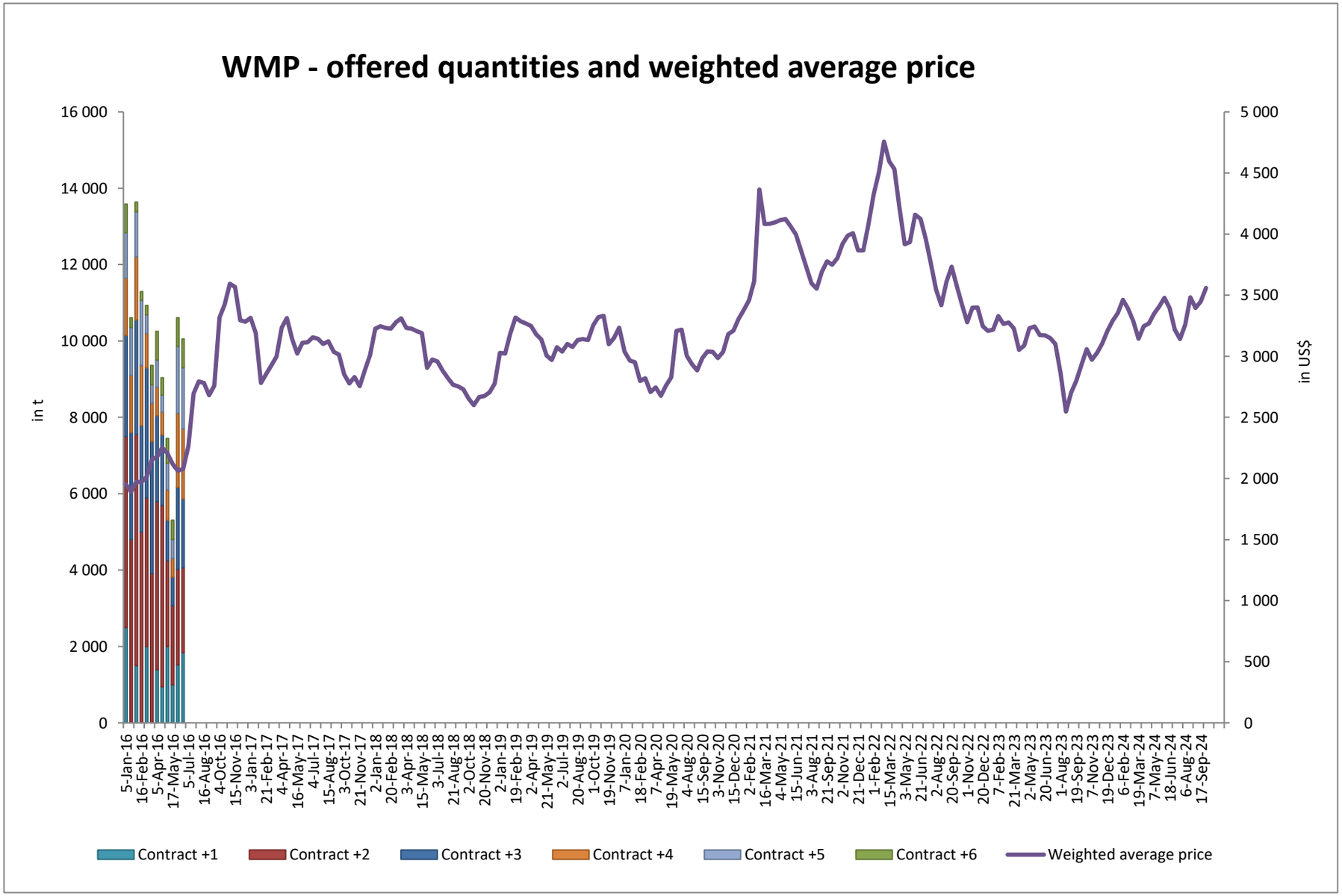
WMP - offered quantities and weighted average price
in t
in US$
16 000
14 000
12 000
10 000
8 000
6 000
4 000
2 000
0
5 000
4 500
4 000
3 500
3 000
2 500
2 000
1 500
1 000
500
0
Contract +1
Contract +2
Contract +3
Contract +4
Contract +5
Contract +6
Weighted average price