



## PREFERENTIAL EPA-EBA AGREEMENTS SUGAR

SUGAR IMPORTS (EU + UK from 1/2/2020 to 31/12/2020)

OCT 2023 - SEPT 2024

### Weekly imports TAXUD Surveillance 2

Provisional data available up to 21/06/2024

(tonnes tel quel)

Week		Tonnes		Week		Tonnes	
Nr	ending	weekly	cumulated	Nr	ending	weekly	cumulated
1	07/10/2023	13,804	<b>13,804</b>	27	07/04/2024	2,469	<b>210,887</b>
2	14/10/2023	40,903	<b>54,706</b>	28	14/04/2024	2,754	<b>213,641</b>
3	21/10/2023	5,702	<b>60,409</b>	29	21/04/2024	2,840	<b>216,481</b>
4	28/10/2023	6,513	<b>66,922</b>	30	28/04/2024	2,998	<b>219,479</b>
5	04/11/2023	5,612	<b>72,534</b>	31	05/05/2024	3,943	<b>223,422</b>
6	11/11/2023	9,007	<b>81,542</b>	32	12/05/2024	39,794	<b>263,215</b>
7	18/11/2023	4,290	<b>85,832</b>	33	19/05/2024	2,380	<b>265,596</b>
8	25/11/2023	6,430	<b>92,262</b>	34	26/05/2024	5,967	<b>271,563</b>
9	02/12/2023	35,591	<b>127,853</b>	35	02/06/2024	5,211	<b>276,775</b>
10	09/12/2023	4,014	<b>131,867</b>	36	09/06/2024	3,388	<b>280,163</b>
11	16/12/2023	8,777	<b>140,644</b>	37	16/06/2024	2,716	<b>282,879</b>
12	23/12/2023	6,120	<b>146,764</b>	38	23/06/2024	4,302	<b>287,181</b>
13	30/12/2023	7,962	<b>154,726</b>	39	30/06/2024		
14	06/01/2024	5,689	<b>160,415</b>	40	07/07/2024		
15	13/01/2024	4,803	<b>165,219</b>	41	14/07/2024		
16	20/01/2024	4,123	<b>169,341</b>	42	21/07/2024		
17	27/01/2024	4,518	<b>173,859</b>	43	28/07/2024		
18	03/02/2024	7,785	<b>181,644</b>	44	04/08/2024		
19	10/02/2024	5,386	<b>187,030</b>	45	11/08/2024		
20	17/02/2024	3,344	<b>190,374</b>	46	18/08/2024		
21	24/02/2024	4,219	<b>194,593</b>	47	25/08/2024		
22	03/03/2024	3,636	<b>198,229</b>	48	01/09/2024		
23	10/03/2024	1,914	<b>200,143</b>	49	08/09/2024		
24	17/03/2024	2,907	<b>203,050</b>	50	15/09/2024		
25	24/03/2024	1,636	<b>204,686</b>	51	22/09/2024		
26	31/03/2024	3,732	<b>208,418</b>	52	30/09/2024		

Cumulated total and percentage by origins		
Bangladesh	3	0%
Barbados	110	0%
Belize	9,613	3%
Benin		
Burkina Faso		
Cambodia (Kampuchea)	30,708	11%
Dem. Rep.Congo		
Dominican Republic	0	0%
Ethiopia		
Eswatini	102,627	36%
Fiji	36,392	13%
Guyana		
Ivory Coast	0	0%
Jamaica	45	0%
Kenya	0	0%
Laos	7,374	3%
Madagascar	30	0%
Malawi	4,759	2%
Mauritius	83,623	29%
Mozambique	9,070	3%
Myanmar/Burma	2,825	1%
Nepal	0	0%
Senegal	1	0%
Sierra Leone		
Sudan	0	0%
Tanzania		
Togo		
Trinidad & Tobago		
Uganda	0	0%
Zambia	1	0%
Zimbabwe	0	0%
<b>TOTAL</b>	<b>287,181</b>	<b>100%</b>



12/09/2016	16/09/2016	37
19/09/2016	23/09/2016	38
26/09/2016	30/09/2016	39
03/10/2016	07/10/2016	40
10/10/2016	14/10/2016	41
17/10/2016	21/10/2016	42
24/10/2016	28/10/2016	43
31/10/2016	04/11/2016	44
07/11/2016	11/11/2016	45
14/11/2016	18/11/2016	46
21/11/2016	25/11/2016	47
28/11/2016	02/12/2016	48
05/12/2016	09/12/2016	49
12/12/2016	16/12/2016	50
19/12/2016	23/12/2016	51
26/12/2016	30/12/2016	52
02/01/2017	06/01/2017	1
09/01/2017	13/01/2017	2
16/01/2017	20/01/2017	3
23/01/2017	27/01/2017	4
30/01/2017	03/02/2017	5
06/02/2017	10/02/2017	6
13/02/2017	17/02/2017	7
20/02/2017	24/02/2017	8
27/02/2017	03/03/2017	9
06/03/2017	10/03/2017	10
13/03/2017	17/03/2017	11
20/03/2017	24/03/2017	12
27/03/2017	31/03/2017	13
03/04/2017	07/04/2017	14
10/04/2017	14/04/2017	15
17/04/2017	21/04/2017	16
24/04/2017	28/04/2017	17
01/05/2017	05/05/2017	18
08/05/2017	12/05/2017	19
15/05/2017	19/05/2017	20
22/05/2017	26/05/2017	21
29/05/2017	02/06/2017	22
05/06/2017	09/06/2017	23
12/06/2017	16/06/2017	24
19/06/2017	23/06/2017	25
26/06/2017	30/06/2017	26
03/07/2017	07/07/2017	27
10/07/2017	14/07/2017	28
17/07/2017	21/07/2017	29
24/07/2017	28/07/2017	30
31/07/2017	04/08/2017	31
07/08/2017	11/08/2017	32
14/08/2017	18/08/2017	33
21/08/2017	25/08/2017	34
28/08/2017	01/09/2017	35
04/09/2017	08/09/2017	36
11/09/2017	15/09/2017	37
18/09/2017	22/09/2017	38
25/09/2017	29/09/2017	39
02/10/2017	06/10/2017	40

cel A1: 2nd Monday of September

on sheet 'table' add formulas in cells E40 to H40 if there are 54 weeks in total

09/10/2017	13/10/2017	41
16/10/2017	20/10/2017	42
23/10/2017	27/10/2017	43
30/10/2017	03/11/2017	44
06/11/2017	10/11/2017	45
13/11/2017	17/11/2017	46
20/11/2017	24/11/2017	47
27/11/2017	01/12/2017	48
04/12/2017	08/12/2017	49
11/12/2017	15/12/2017	50
18/12/2017	22/12/2017	51
25/12/2017	29/12/2017	52
01/01/2018	05/01/2018	1
08/01/2018	12/01/2018	2
15/01/2018	19/01/2018	3
22/01/2018	26/01/2018	4
29/01/2018	02/02/2018	5
05/02/2018	09/02/2018	6
12/02/2018	16/02/2018	7
19/02/2018	23/02/2018	8
26/02/2018	02/03/2018	9
05/03/2018	09/03/2018	10
12/03/2018	16/03/2018	11
19/03/2018	23/03/2018	12
26/03/2018	30/03/2018	13
02/04/2018	06/04/2018	14
09/04/2018	13/04/2018	15
16/04/2018	20/04/2018	16
23/04/2018	27/04/2018	17
30/04/2018	04/05/2018	18
07/05/2018	11/05/2018	19
14/05/2018	18/05/2018	20
















DAY	WEEKMYr	check		
06_01	W14	FALSE	06/01/2018	06/01/2018
13_01	W15	FALSE	13/01/2018	13/01/2018
20_01	W16	FALSE	20/01/2018	20/01/2018
27_01	W17	FALSE	27/01/2018	27/01/2018
03_02	W18	FALSE	03/02/2018	03/02/2018
10_02	W19	FALSE	10/02/2018	10/02/2018
17_02	W20	FALSE	17/02/2018	17/02/2018
24_02	W21	FALSE	24/02/2018	24/02/2018
03_03	W22	FALSE	03/03/2018	03/03/2018
10_03	W23	FALSE	10/03/2018	10/03/2018
17_03	W24	FALSE	17/03/2018	17/03/2018
24_03	W25	FALSE	24/03/2018	24/03/2018
31_03	W26	FALSE	31/03/2018	31/03/2018
07_04	W27	FALSE	07/04/2018	07/04/2018
14_04	W28	FALSE	14/04/2018	14/04/2018
21_04	W29	FALSE	21/04/2018	21/04/2018
28_04	W30	FALSE	28/04/2018	28/04/2018
05_05	W31	FALSE	05/05/2018	05/05/2018
12_05	W32	FALSE	12/05/2018	12/05/2018
19_05	W33	FALSE	19/05/2018	19/05/2018
26_05	W34	FALSE	26/05/2018	26/05/2018
02_06	W35	FALSE	02/06/2018	02/06/2018
09_06	W36	FALSE	09/06/2018	09/06/2018
16_06	W37	FALSE	16/06/2018	16/06/2018
23_06	W38	FALSE	23/06/2018	23/06/2018
30_06	W39	FALSE	30/06/2018	30/06/2018
07_07	W40	FALSE	07/07/2018	07/07/2018
14_07	W41	FALSE	14/07/2018	14/07/2018
21_07	W42	FALSE	21/07/2018	21/07/2018
28_07	W43	FALSE	28/07/2018	28/07/2018
04_08	W44	FALSE	04/08/2018	04/08/2018
11_08	W45	FALSE	11/08/2018	11/08/2018
18_08	W46	FALSE	18/08/2018	18/08/2018
25_08	W47	FALSE	25/08/2018	25/08/2018
01_09	W48	FALSE	01/09/2018	01/09/2018
08_09	W49	FALSE	08/09/2018	08/09/2018
15_09	W50	FALSE	15/09/2018	15/09/2018
22_09	W51	FALSE	22/09/2018	22/09/2018
30_09	W52	FALSE	30/09/2018	30/09/2018
07_10	W01	FALSE	07/10/2017	07/10/2017
14_10	W02	FALSE	14/10/2017	14/10/2017
21_10	W03	FALSE	21/10/2017	21/10/2017
28_10	W04	FALSE	28/10/2017	28/10/2017
04_11	W05	FALSE	04/11/2017	04/11/2017
11_11	W06	FALSE	11/11/2017	11/11/2017
18_11	W07	FALSE	18/11/2017	18/11/2017
25_11	W08	FALSE	25/11/2017	25/11/2017
02_12	W09	FALSE	02/12/2017	02/12/2017
09_12	W10	FALSE	09/12/2017	09/12/2017
16_12	W11	FALSE	16/12/2017	16/12/2017
23_12	W12	FALSE	23/12/2017	23/12/2017
30_12	W13	FALSE	30/12/2017	30/12/2017
31_12	W14	FALSE	31/12/2017	31/12/2017











codes NC	raffin.?	EM	Nr_01.0001
1701 11 10	Y	AT	Bangladesh
1701 13 10	Y	BE	Barbados
1701 14 10	Y	BG	Belize
1701 11 90	N	CY	Benin
1701 13 90	N	CZ	Burkina Faso
1701 14 90	N	DE	Cambodia
1701 91 00	Y/N	DK	Dem. Rep.Congo
1701 99 10	Y/N	EE	Dominican Republic
1701 99 90	Y/N	EL	Ethiopia
		ES	Fiji
		FI	Guyana
		FR	Ivory Coast
		HR	Jamaica
		HU	Kenya
		IE	Laos
		IT	Madagascar
		LT	Malawi
		LU	Mauritius
		LV	Mozambique
		MT	Myanmar/Burma
		NL	Nepal
		PL	Senegal
		PT	Sierra Leone
		RO	Sudan
		SE	Swaziland
		SI	Tanzania
		SK	Togo
		UK	Trinidad & Tobago
			Uganda
			Zambia
			Zimbabwe

	<b>11,196</b>		
MY 2017 2018	6,279	3,670	1,247
Fiji	0		
Malawi		2,089	315
Mauritius	6,050	1,538	932
Swaziland	229	43	
Fiji	0		
Malawi	2,404		
Mauritius	8,520		
Swaziland	272		
0	0		













11,196  
0  
2,404  
8,520  
272