



AGRI-FOOD TRADE STATISTICAL FACTSHEET

European Union - British Virgin Islands

Notes to the reader:

The data used in this factsheet were provided by ISDB and extracted from the **COMEXT-EUROSTAT** database unless otherwise indicated, in statistical regime IV.

"EU" refers to the European Union at 27 members (after the withdrawal of the UK) for all years indicated.

"Agri-food products" refers to the WTO definition of agricultural products and includes the chapters 1-24 (excluding fish and fish products) of the Harmonised System, and a number of headings in chapters 33, 35, 38, 41, 43 and 51-53. The aggregate of EU Agri-food trade does not contain tariff codes CN 3302.10.40 and CN 3302.10.90 (some odoriferous substances which are regarded as industrial products).

The details of the **product categories** referred to in this factsheet are available on: https://ec.europa.eu/info/sites/info/files/food-farming-fisheries/farming/documents/agrifood-product-classes-details_en.pdf

More trade statistics including main economic indicators, GDP by sector, trade in goods and trade in commercial services are provided by the EU Commission Directorate-General for Trade on their website: https://agriculture.ec.europa.eu/data-and-analysis/markets/trade-data/trade-countryregion/trade-value_en

Extraction date: 18-04-2023

Table of Contents	pg
1. Selection of indicators	
- Agricultural indicators	2
- Trade indicators	2
- Ranking of EU main Agri-food trade partners and British Virgin Islands	2
2. Structure of EU Agri-food trade with British Virgin Islands, 2012 - 2022	3
3. EU Agri-food EXPORTS to British Virgin Islands by product category	
- Top EU Agri-food exports in 2022	4
- Evolution of 15 top EU Agri-food exports, 2018 - 2022	4
- Evolution of EU Agri-food exports, 2018 - 2022	5
4. EU Agri-food IMPORTS from British Virgin Islands by product category	
- Top EU Agri-food imports in 2022	6
- Evolution of 15 top EU Agri-food imports, 2018 - 2022	6
- Evolution of EU Agri-food imports, 2018 - 2022	7
5. EU Agri-food trade with British Virgin Islands by HS chapters	
- Evolution of EU Agri-food exports, 2018 - 2022	8
- Evolution of EU Agri-food imports, 2018 - 2022	8

DISCLAIMER

Any error in the data provided is the sole responsibility of the EU Commission Directorate-General for Agriculture and Rural Development Unit G.1.

Please send your feedback to: agri-G1@ec.europa.eu

EU Agri-Food trade with: British Virgin Islands

1. Selection of indicators

Agricultural indicators

	Unit	Period	World	Partner
1 Agriculture, value added	(% of GDP)	2019	4.0	n.a.
2 Employment in agriculture	(% of total employment)	2019	26.7	n.a.
3 Arable land	(ha)	2018	n.a.	1 000
4 Crop production index	(2004 2006 = 100)	2014	0.2	98.6
5 Livestock production index	(2004 2006 = 100)	2014	0.2	99.0
6 Food production index	(2004 2006 = 100)	2014	0.2	99.0
7 Rural population	(% of total population)	2019	44.3	51.9

Source: World Bank

Trade indicators

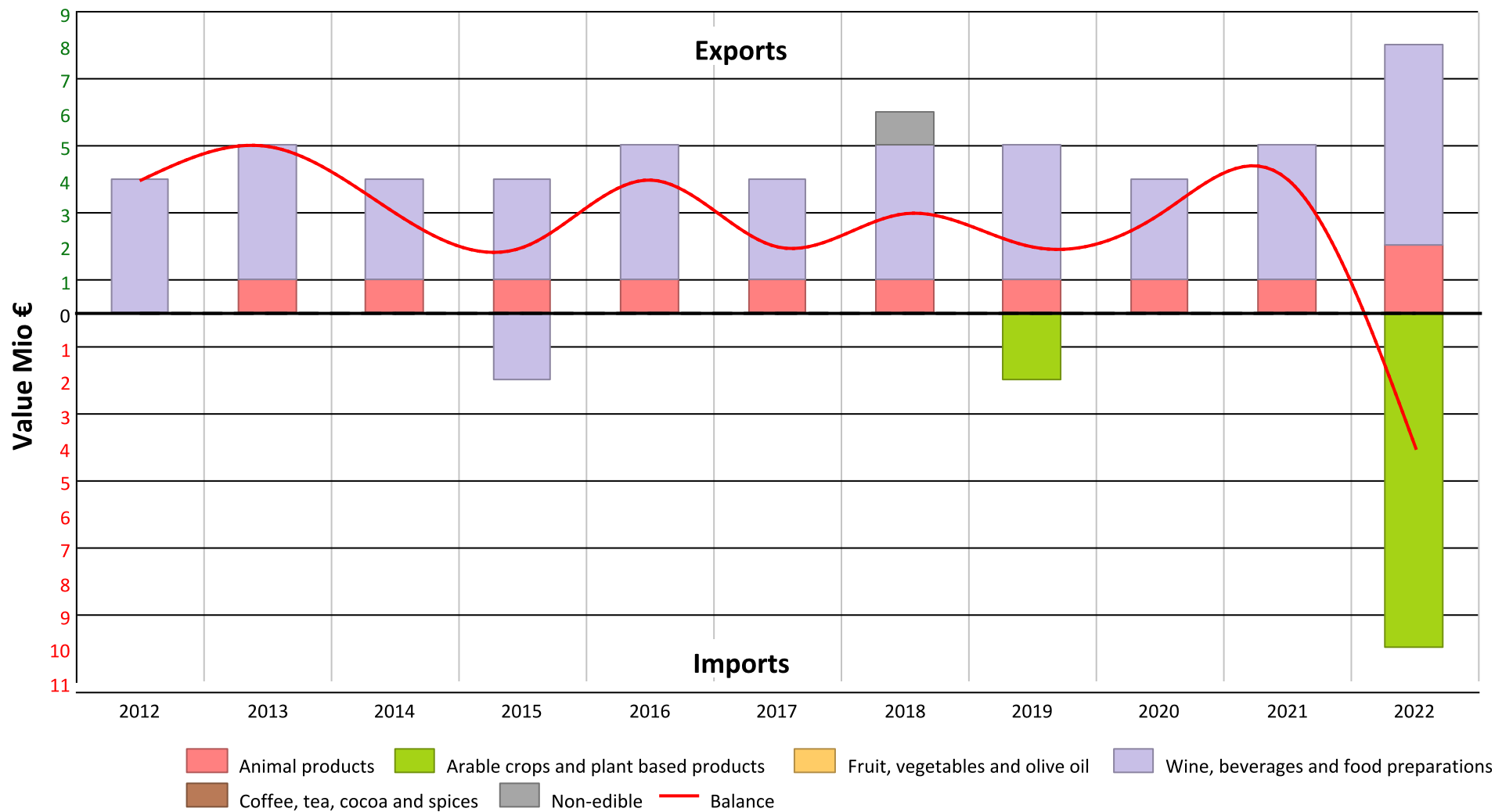
	Unit	Exports	Imports	Balance
EU27 Agri-food trade with British Virgin Islands				
Agri-food trade value	Mio €	9	10	-1
- as share of EU27 total Agri-food trade	(%)	0.0	0.0	
- as share of EU27 total trade with British Virgin Islands	(%)	3.8	8.0	
% change 2021 - 2022		80.0		
Annual rate of change from 2012 - 2022	(%)	8.5		
EU27 total trade with British Virgin Islands				
Total trade value	Mio €	240	125	115
- as share of EU27 total trade	(%)	0.0	0.0	
EU27 world trade				
Total trade value	Mio €	2 572 884	3 003 132	-430 248
Total Agri-food trade	Mio €	229 559	172 002	57 557
- as share of EU27 total trade	(%)	8.9	5.7	-13.4

Ranking of EU main Agri-food trade partners and British Virgin Islands

Top Destinations: 2022				Top Origins: 2022			
		Value Mio €	% Share Extra-EU			Value Mio €	% Share Extra-EU
1	United Kingdom	47 879	21.0	1	Brazil	20 190	11.8
2	USA	29 011	12.8	2	United Kingdom	15 249	8.9
3	China	15 819	7.0	3	Ukraine	13 213	7.7
4	Switzerland	11 196	4.9	4	USA	12 279	7.2
5	Japan	8 330	3.7	5	China	9 811	5.7
6	Russia	7 134	3.1	6	Argentina	6 956	4.1
7	Norway	5 890	2.6	7	Indonesia	6 708	3.9
8	Saudi Arabia	4 817	2.1	8	Türkiye	5 624	3.3
9	Canada	4 731	2.1	9	Switzerland	4 846	2.8
10	South Korea	4 609	2.0	10	Australia	3 856	2.2
11	Türkiye	4 162	1.8	11	India	3 669	2.1
12	Morocco	4 010	1.8	12	Ivory Coast	3 509	2.0
13	Australia	3 838	1.7	13	Vietnam	3 460	2.0
14	Algeria	3 605	1.6	14	Malaysia	3 404	2.0
15	United Arab Emirates	3 256	1.4	15	Peru	3 379	2.0
16	Israel	3 176	1.4	16	Morocco	3 256	1.9
17	Ukraine	2 928	1.3	17	Canada	2 974	1.7
18	Egypt	2 844	1.3	18	Colombia	2 650	1.5
19	Brazil	2 352	1.0	19	South Africa	2 620	1.5
20	Mexico	2 311	1.0	20	Thailand	2 361	1.4
164	British Virgin Islands	9	0.0	127	British Virgin Islands	10	0.0
	Rest of the World	55 593	23.1		Rest of the World	41 407	23.4

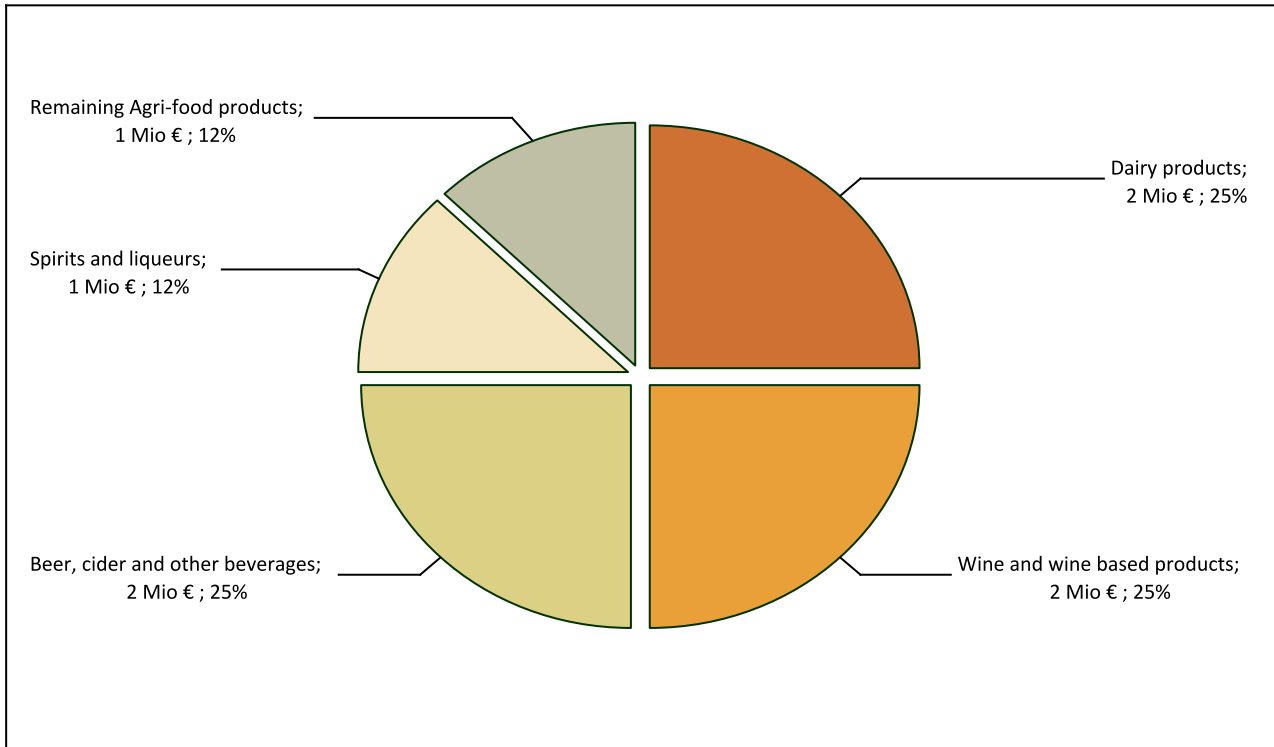
EU Agri-Food trade with: British Virgin Islands

2. Structure of EU Agri-food trade with British Virgin Islands, 2012 - 2022



3. EU Agri-food EXPORTS to British Virgin Islands by product category

Top EU Agri-food exports to British Virgin Islands in 2022



Evolution of 15 top EU Agri-food exports to British Virgin Islands, 2018 - 2022

		Exports						
		Value Mio €					%	
		2018	2019	2020	2021	2022	Share in all Agri 2022	Change 2021-2022
	Agri-food	5	6	4	5	9	100.0	80.0
1	Dairy products	0	1	1	1	2	22.2	100.0
2	Wine and wine based products	1	2	1	1	2	22.2	100.0
3	Beer, cider and other beverages	2	2	1	1	2	22.2	100.0
4	Spirits and liqueurs	1	1	0	1	1	11.1	0.0
5	Mixed food preparations and ingredients	0	0	0	0	0	0.0	
6	Cereal preparations and milling products	0	0	0	0	0	0.0	
7	Preparations of fruit, nuts and vegetables	0	0	0	0	0	0.0	
8	Pet food and forage crops	1	0		0	0	0.0	
9	Coffee, tea, cocoa and spices	0	0	0	0	0	0.0	
10	Pigmeat	0	0	0	0	0	0.0	
11	Vegetables	0	0	0	0	0	0.0	
12	Poultry and eggs	0	0	0	0	0	0.0	
13	Confectionery and chocolate	0	0	0	0	0	0.0	
14	Other animal products	0	0	0	0	0	0.0	
15	Olives and olive oil	0	0	0	0	0	0.0	
	Remaining Agri-food products	0	0	0	0	0	0.0	

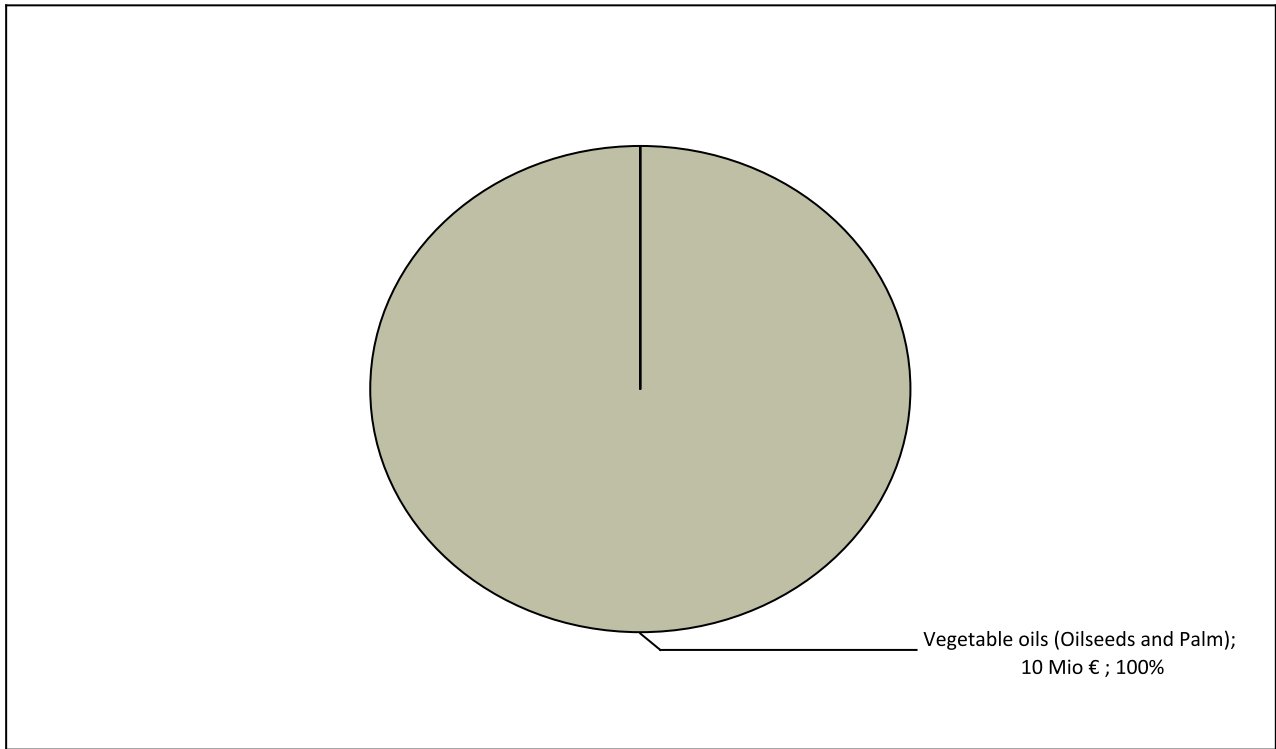
EU Agri-Food trade with: British Virgin Islands

Evolution of EU Agri-food exports to British Virgin Islands, 2018 - 2022

	Exports						
	Value Mio €					%	
	2018	2019	2020	2021	2022	Share in all Agri 2022	Change 2021-2022
Agri-food	5	6	4	5	9	100.0	80.0
Animal products	1	1	1	1	2	22.2	100.0
- Beef and veal	0		0				
- Pigmeat	0	0	0	0	0	0.0	
- Poultry and eggs	0	0	0	0	0	0.0	
- Sheep and goat					0	0.0	
- Dairy products	0	1	1	1	2	22.2	100.0
- Other animal products	0		0	0	0	0.0	
Arable crops and plant based products	0	0	0	0	0	0.0	
- Cereals		0	0	0	0	0.0	
- Cereal preparations and milling products	0	0	0	0	0	0.0	
- Oilseeds and protein crops					0	0.0	
- Vegetable oils (Oilseeds and Palm)					0	0.0	
- Margarine and other oils and fats (vegetable)	0				0	0.0	
- Sugar and isoglucose			0		0	0.0	
Fruit, vegetables and olive oil	0	0	0	0	0	0.0	
- Vegetables	0	0	0	0	0	0.0	
- Fruit and nuts	0	0	0	0	0	0.0	
- Preparations of fruit, nuts and vegetables	0	0	0	0	0	0.0	
- Olives and olive oil	0	0	0	0	0	0.0	
Wine, beverages and food preparations	4	4	3	4	6	66.7	50.0
- Wine and wine based products	1	2	1	1	2	22.2	100.0
- Spirits and liqueurs	1	1	0	1	1	11.1	0.0
- Beer, cider and other beverages	2	2	1	1	2	22.2	100.0
- Confectionery and chocolate	0	0	0	0	0	0.0	
- Mixed food preparations and ingredients	0	0	0	0	0	0.0	
Coffee, tea, cocoa and spices	0	0	0	0	0	0.0	
- Coffee, tea, cocoa and spices	0	0	0	0	0	0.0	
Non-edible	1	0	0	0	0	0.0	
- Pet food and forage crops	1	0		0	0	0.0	
- Tobacco, cigars and cigarettes				0			
- Horticulture	0						
- Non edible for technical use	0	0	0		0	0.0	
- Unspecified							

4. EU Agri-food IMPORTS from British Virgin Islands by product category

Top EU Agri-food imports from British Virgin Islands in 2022



Evolution of 15 top EU Agri-food imports from British Virgin Islands, 2018 - 2022

		Imports						
		Value Mio €					%	
		2018	2019	2020	2021	2022	Share in all Agri 2022	Change 2021-2022
	Agri-food	0	2	0	0	10	100.0	
1	Vegetable oils (Oilseeds and Palm)		2			10	100.0	
2	Mixed food preparations and ingredients		0	0	0	0	0.0	
3	Cereal preparations and milling products				0	0	0.0	
4	Spirits and liqueurs	0	0	0	0	0	0.0	
5	Beer, cider and other beverages	0						
5	Confectionery and chocolate		0					
5	Wine and wine based products	0	0					

EU Agri-Food trade with: British Virgin Islands

Evolution of EU Agri-food imports from British Virgin Islands, 2018 - 2022

	Imports						
	Value Mio €					%	
	2018	2019	2020	2021	2022	Share in all Agri 2022	Change 2021-2022
Agri-food	0	2	0	0	10	100.0	
Animal products							
- Beef and veal							
- Pigmeat							
- Poultry and eggs							
- Sheep and goat							
- Dairy products							
- Other animal products							
Arable crops and plant based products		2		0	10	100.0	
- Cereals							
- Cereal preparations and milling products				0	0	0.0	
- Oilseeds and protein crops							
- Vegetable oils (Oilseeds and Palm)		2			10	100.0	
- Margarine and other oils and fats (vegetable)							
- Sugar and isoglucose							
Fruit, vegetables and olive oil							
- Vegetables							
- Fruit and nuts							
- Preparations of fruit, nuts and vegetables							
- Olives and olive oil							
Wine, beverages and food preparations	0	0	0	0	0	0.0	
- Wine and wine based products	0	0					
- Spirits and liqueurs	0	0	0	0	0	0.0	
- Beer, cider and other beverages	0						
- Confectionery and chocolate		0					
- Mixed food preparations and ingredients		0	0	0	0	0.0	
Coffee, tea, cocoa and spices							
- Coffee, tea, cocoa and spices							
Non-edible							
- Pet food and forage crops							
- Tobacco, cigars and cigarettes							
- Horticulture							
- Non edible for technical use							
- Unspecified							

EU Agri-Food trade with: British Virgin Islands

5. EU Agri-food trade with British Virgin Islands by HS chapters

Evolution of EU Agri-food exports to British Virgin Islands, 2018 - 2022

		Exports							
		Value Mio €					%		
		2018	2019	2020	2021	2022	Share in all Agri 2022	Change 2021-2022	
	Agri-food	5	6	4	5	9	100.0	80.0	
01	Live Animals				0				
02	Meat and edible meat offal	0		0	0	0	0.0		
04	Dairy produce	0	1	1	1	1	11.1	0.0	
05	Products of animal origin								
06	Live trees and other plants	0							
07	Edible vegetables, roots & tubers	0	0	0	0	0	0.0		
08	Edible fruits & nuts	0	0	0	0	0	0.0		
09	Coffee, tea, mate & spices	0	0	0	0	0	0.0		
10	Cereals					0	0.0		
11	Products of the milling industry		0	0	0	0	0.0		
12	Oil seeds & oleaginous fruits					0	0.0		
13	Lacs, gums, resins & other veg. saps					0	0.0		
14	Vegetable products n.e.s.	0							
15	Animal or vegetable fats & oils	0	0	0	0	0	0.0		
16	Preparations of meat	0	0	0	0	0	0.0		
17	Sugars & sugar confectionery	0		0	0	0	0.0		
18	Cocoa & cocoa preparations	0	0	0	0	0	0.0		
19	Preps. of cereals, flour, starch, etc.	0	0	0	0	2	22.2		
20	Preps. of vegetables, fruits, nuts & plants	0	0	0	0	0	0.0		
21	Miscellaneous edible preparations	0	0	0	0	0	0.0		
22	Beverages, spirits & vinegar	3	4	3	4	5	55.6	25.0	
23	Residues and waste from food industry	1	0		0	0	0.0		
24	Tobacco & tobacco products				0				
	Other WTO products outside chapters 1-24	0	0	0		0	0.0		

Evolution of Agri-food imports from British Virgin Islands, 2018 - 2022

		Imports							
		Value Mio €					%		
		2018	2019	2020	2021	2022	Share in all Agri 2022	Change 2021-2022	
	Agri-food	0	2	0	0	10	100.0		
01	Live Animals								
02	Meat and edible meat offal								
04	Dairy produce								
05	Products of animal origin								
06	Live trees and other plants								
07	Edible vegetables, roots & tubers								
08	Edible fruits & nuts								
09	Coffee, tea, mate & spices								
10	Cereals								
11	Products of the milling industry								
12	Oil seeds & oleaginous fruits								
13	Lacs, gums, resins & other veg. saps								
14	Vegetable products n.e.s.								
15	Animal or vegetable fats & oils		2			10	100.0		
16	Preparations of meat								
17	Sugars & sugar confectionery		0						
18	Cocoa & cocoa preparations								
19	Preps. of cereals, flour, starch, etc.				0	0	0.0		
20	Preps. of vegetables, fruits, nuts & plants								
21	Miscellaneous edible preparations		0	0	0	0	0.0		
22	Beverages, spirits & vinegar	0	0	0	0	0	0.0		
23	Residues and waste from food industry								
24	Tobacco & tobacco products								
	Other WTO products outside chapters 1-24								