



Instrument for Pre-Accession Assistance
for Rural Development
IPARD III PROGRAMME 2021-2027
of **THE REPUBLIC OF SERBIA**

December 2022
#Ipard



€89.2 mil
NATIONAL CONTRIBUTION

TOTAL OF
PUBLIC SUPPORT
FOR THE PROGRAMME:
€ 377.2 mil



01 | GENERAL INFORMATION



GEOGRAPHICAL AREA¹
77 589 km²



RURAL POPULATION
2 819 765
40.6% of the total population



AGRICULTURAL AREA
3 475 894 ha



AGRICULTURE
EMPLOYMENT IN TOTAL
EMPLOYMENT
452 700
13.4%




AGRI SECTOR
CONTRIBUTION TO
THE NATIONAL GDP
6.3%



AGRICULTURE
CONTRIBUTION TO
GREENHOUSE
GASES EMISSION
7.29%



AVERAGE FARM SIZE
6.2 ha



AGRICULTURE
AREA UNDER
ORGANIC FARMING
21 265 ha
0.6%



NUMBER OF
AGRICULTURAL
HOLDINGS
564 541

¹All data provided in the IPARD III Programme excludes data for Kosovo*

*This designation is without prejudice to positions on status, and is in line with UNSCR 1244/1999 and the ICJ Opinion on the Kosovo declaration of independence.



Co-funded by
the European Union



02 | EXAMPLES OF THE MAIN CHALLENGES IN SERBIA

- Small and fragmented holdings (average farm size of 6.2 ha).



- A low productivity, insufficient consistent quantity of high quality products and a lack of organisation among agricultural producers lead to excluding many of them from competitive agri-food chain;

- Rural areas experience unfavourable population trends in comparison to urban areas (decline of rural population by 10.9% between 2002-2011, resulting in the share of 40.6% in total population).

- Lack of basic infrastructure and services in rural areas impacting the attractiveness of rural areas for living and investments and leading to a negative net migration.

- A low adherence of agricultural producers to environmentally sound practices resulting in inadequate management of manure and of usage of pesticides and fertilisers.



03 | SOME OF THE EXPECTED ACHIEVEMENTS & TARGETS



NUMBER OF:

- Farms and agri-food processing enterprises supported by IPARD in modernization:

820

- Jobs created:

305

- Young farmers receiving IPARD support for investment:

240

- IPARD recipients with support in investments related to care for the environment or climate change:

224

- Population covered by LEADER Local Action Groups:

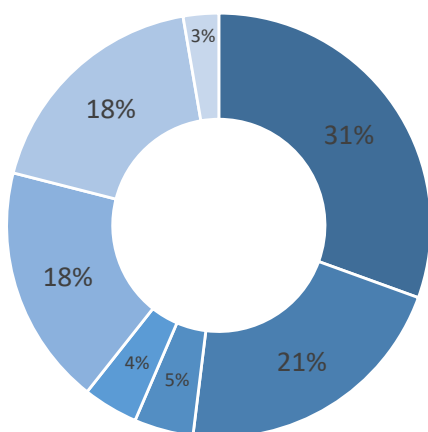
1 200 000

- Farms and agri-food processing enterprises supported by IPARD to align with EU standards:

114

04 | PLANNED PUBLIC FUNDING PER MEASURE

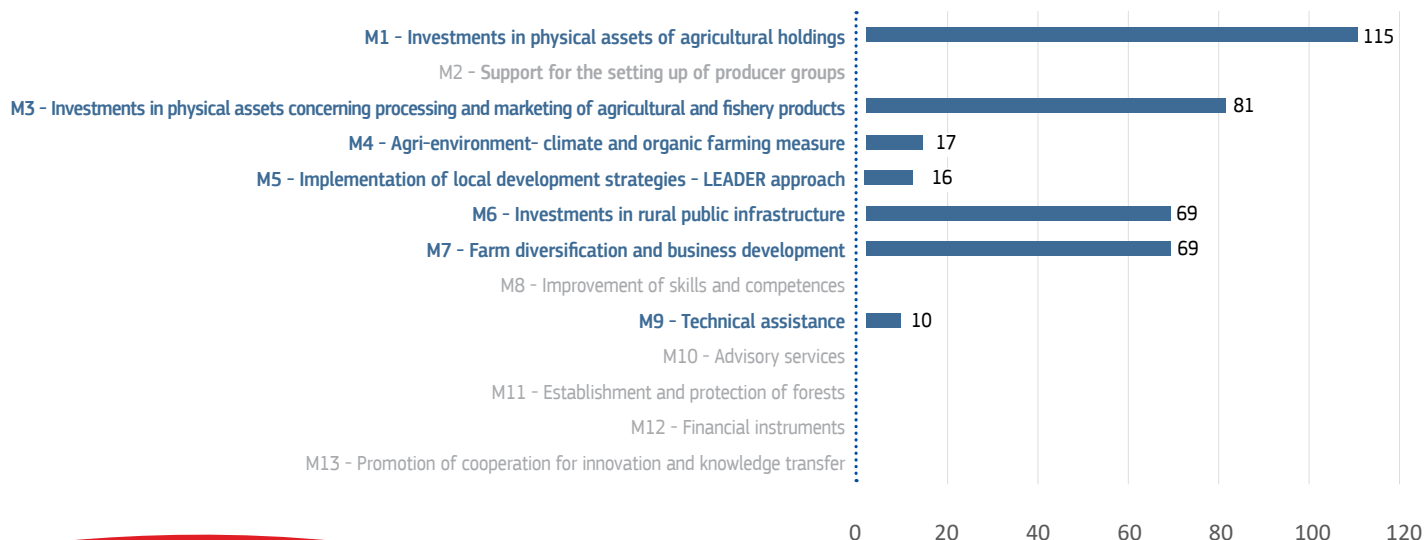
The following charts show the indicative planned total public expenditure per measure (comprising the EU support and the national contribution). The measures illustrated in the charts are the complete list of measures selected within the IPARD programme based on the analysis of strengths, weaknesses, opportunities and threats (SWOT), which led to identifying the needs to be addressed by the IPARD III programme.



PLANNED PUBLIC FUNDING PER MEASURE % IN THE TOTAL BUDGET

- M1 - Investments in physical assets of agricultural holdings (31%)
- M3 - Investments in physical assets concerning processing and marketing of agricultural and fishery products (21%)
- M4 - Agri-environment-climate and organic farming measure (5%)
- M5 - Implementation of local development strategies - LEADER approach (4%)
- M6 - Investments in rural public infrastructure (18%)
- M7 - Farm diversification and business development (18%)
- M9 - Technical assistance (3%)

PLANNED PUBLIC FUNDING PER MEASURE - IN MILLION €



* measures in grey are not included in IPARD III programme of Serbia

Date of approval
IPARD website

09 March 2022
[http://www.minpolj.gov.rs/
ipard-program-2014-2020/](http://www.minpolj.gov.rs/ipard-program-2014-2020/)

Managing Authority identity

Ministry of Agriculture, Forestry
and Water Management
<http://www.minpolj.gov.rs/>

IPARD Agency identity

Directorate for Agrarian Payments – DAP
<http://uap.gov.rs/>

Date of factsheet finalisation

October 2022

