



Brussels, 26.9.2013
SWD(2013) 340 final

Part II

COMMISSION STAFF WORKING DOCUMENT
Accompanying the document

**REPORT FROM THE COMMISSION TO THE EUROPEAN PARLIAMENT AND
THE COUNCIL**

**6th FINANCIAL REPORT FROM THE COMMISSION TO THE EUROPEAN
PARLIAMENT AND THE COUNCIL on the EUROPEAN AGRICULTURAL
GUARANTEE FUND
2012 FINANCIAL YEAR**

ANNEXES

{ COM(2013) 657 final }

ANNEXES

General

1. EAGF budgetary procedure for 2012
2. Part of ex-EAGGF-Guarantee & of EAGF budget in the EU budget, 2006 to 2012

Cash position and management of appropriations

3. Summary of outturn for 2012
4. Monthly reimbursements to Member States in the 2012 financial year
5. Centralised direct payments by the European Commission in the 2012 financial year. Part I (Differentiated Appropriations)
6. Centralised direct payments by the European Comm. in the 2012 financial year. Part II (Non-Differentiated Appropriations)

Budget outturn

7. EAGF 2012 Analysis of budget execution – Summary Table
8. EAGF 2012 Analysis of budget execution – Detailed Table
9. EAGF 2012 Analysis of execution of assigned revenue C4
10. EAGF 2012 Analysis of execution of assigned revenue C5
11. EAGF 2012 Veterinary & Plant Health measures- Budget execution financed by EAGF
12. EAGF 2012 Veterinary & Plant Health measures- Budget execution by MS financed by EAGF
13. EAGF 2012 Expenditure for direct aids by measure and by Member State
14. EAGF 2012 Expenditure for export refunds by Member State
15. EAGF 2012 Expenditure for intervention in storage
16. EAGF 2012 Expenditure by item and by Member State
17. EAGF 2012 Breakdown of expenditure by type
18. EAGF 2012 Expenditure by sector according to the economic nature of the measures
19. EAGF 2012 Quantity & value of products in public intervention stores
20. Evolution of EAGF Expenditure by article of the budget. Financial years 2007 to 2012
21. Evolution of EAGF Expenditure by sector and type of action. Financial years 2007 to 2012
22. Evolution of EAGF Expenditure by sector. Summary table. Financial years 2007 to 2012
23. Evolution of EAGF Expenditure by sector and in % terms. Financial years 2007 to 2012
24. Evolution of EAGF Expenditure by Member State & in % terms. Financial years 2008 to 2012
25. Evolution of EAGF Direct aids expenditure by measure. Financial years 2007 to 2012
26. Evolution of EAGF Direct aids expenditure by sector. Financial years 2007 to 2012
27. Evolution of EAGF Direct aids expenditure by article of budget. Financial years 2007 to 2012
28. Evolution of EAGF Total direct aids expenditure. Financial years 2007 to 2012
29. Evolution of EAGF Export refunds expenditure by sector. Financial years 2005 to 2012
30. Evolution of EAGF Export refunds expenditure by MS. Financial years 2007 to 2012
31. Evolution of EAGF Storage expenditure. Analytical table. Financial years 2005 to 2012
32. Evolution of the breakdown of EAGF expenditure. Financial years 2007 to 2012
33. EAGF 2012 Expenditure. Details by sub-item and by Member State

Clearance of accounts

34. Appeals against Clearance of Accounts Decisions pending on 15 October 2012
 35. Financial corrections (Decisions 1 - 38) by decision and financial year
-

ANNEX 1
EAGF Budgetary procedure for 2012

In EUR Million

Article Chapter Title	Heading	DB ***		DB Council position		Amending Letter 3		DB EP**** position		BUDGET	
		CA*	PA**	CA*	PA**	CA*	PA**	CA*	PA**	CA*	PA**
05 01	ADMINISTRATIVE EXPENDITURE OF POLICY AREA AGRICULTURE AND RURAL DEVELOPMENT	8.75	8.75	7.55	7.55	8.75	8.75	8.75	8.75	8.75	8.75
05 01 04	Support expenditure for operations of Policy Area Agriculture (1)	8.75	8.75	7.55	7.55	8.75	8.75	8.75	8.75	8.75	8.75
05 02	INTERVENTIONS IN AGRICULTURAL MARKETS (6)	3 146.91	3 146.68	2 985.89	2 985.66	3 221.81	3 221.58	3 418.73	3 418.50	3 230.81	3 230.52
05 02 01	Cereals	41.00	41.00	41.00	41.00	43.00	43.00	41.00	41.00	43.00	43.00
05 02 02	Rice	pm	pm	pm	pm	pm	pm	pm	pm	pm	pm
05 02 03	Refunds on non-Annex 1 products	14.00	14.00	14.00	14.00	12.00	12.00	14.00	14.00	12.00	12.00
05 02 04	Food programmes	500.10	500.10	500.06	500.06	500.10	500.10	500.10	500.10	500.10	500.10
05 02 05	Sugar	1.20	1.20	1.20	1.20	1.20	1.20	1.20	1.20	1.20	1.20
05 02 06	Olive oil	48.50	48.50	46.50	46.50	68.50	68.50	57.50	57.50	68.50	68.50
05 02 07	Textile plants	28.00	28.00	28.00	28.00	27.00	27.00	28.00	28.00	27.00	27.00
05 02 08	Fruit and vegetables (2)	742.10	742.10	616.10	616.10	788.00	788.00	992.10	992.10	788.00	788.00
05 02 09	Products of wine-growing sector	1 105.90	1 105.90	1 084.10	1 084.10	1 108.90	1 108.90	1 105.90	1 105.90	1 108.90	1 108.90
05 02 10	Promotion	52.41	52.18	49.23	49.00	55.41	55.18	56.23	56.00	55.41	55.12
05 02 11	Other plant products/measures	345.50	345.50	345.50	345.50	356.50	356.50	345.50	345.50	356.50	356.50
05 02 12	Milk and milk products	92.10	92.10	87.10	87.10	82.10	82.10	101.10	101.10	91.10	91.10
05 02 13	Beef and veal	45.10	45.10	43.10	43.10	46.10	46.10	45.10	45.10	46.10	46.10
05 02 14	Sheepmeat and goatmeat	pm	pm	pm	pm	pm	pm	pm	pm	pm	pm
05 02 15	Pigmeat, eggs and poultry, bee-keeping and other animal products	131.00	131.00	130.00	130.00	133.00	133.00	131.00	131.00	133.00	133.00
05 03	DIRECT AIDS	40 673.70	40 673.70	40 647.20	40 647.20	40 510.70	40 510.70	40 673.70	40 673.70	40 510.70	40 510.70
05 03 01	Decoupled direct aids (3)	37 354.00	37 354.00	37 354.00	37 354.00	37 189.00	37 189.00	37 354.00	37 354.00	37 189.00	37 189.00
05 03 02	Other direct aids	3 317.70	3 317.70	3 291.20	3 291.20	3 320.70	3 320.70	3 317.70	3 317.70	3 320.70	3 320.70
05 03 03	Additional amounts of aid	2.00	2.00	2.00	2.00	1.00	1.00	2.00	2.00	1.00	1.00
05 04	RURAL DEVELOPMENT	pm	0.44	pm	0.44	pm	0.44	pm	0.44	pm	0.41
05 04 01	Rural development financed by the EAGGF-Guarantee section - Programming period 2000-2006 (4)	pm	pm	pm	pm	pm	pm	pm	pm	pm	pm
05 04 03	Plant and animal genetic resources - Completion of earlier measures	pm	0.44	pm	0.44	pm	0.44	pm	0.44	pm	0.41
05 07	AUDIT OF AGRICULTURAL EXPENDITURE	-61.70	-61.70	-399.30	-399.30	-61.70	-61.70	-61.70	-61.70	-192.70	-192.70
05 07 01	Control of agricultural expenditure (5)	-62.50	-62.50	-400.10	-400.10	-62.50	-62.50	-62.50	-62.50	-193.50	-193.50
05 07 02	Settlement of disputes	0.80	0.80	0.80	0.80	0.80	0.80	0.80	0.80	0.80	0.80
05 08	POLICY STRATEGY AND COORDINATION OF POLICY AREA AGRICULTURE & RURAL DEVELOPMENT (6)	45.81	45.50	39.60	34.29	45.81	45.50	45.81	45.50	45.81	43.65
05 08 01	Farm Accountancy Data Network (FADN)	14.41	13.26	14.41	13.26	14.41	13.26	14.41	13.26	14.41	12.57
05 08 02	Surveys on the structure of agricultural holdings	20.24	21.13	15.24	11.13	20.24	21.13	20.24	21.13	20.24	20.03
05 08 03	Restructuring of systems for agricultural surveys	1.46	1.41	1.46	1.41	1.46	1.41	1.46	1.41	1.46	1.34
05 08 06	Enhancing public awareness of the common agricultural policy	8.00	8.00	7.00	7.00	8.00	8.00	8.00	8.00	8.00	8.00
05 08 09	EAGF - Operational technical assistance	1.71	1.71	1.49	1.49	1.71	1.71	1.71	1.71	1.71	1.71
EAGF under policy area 05 (Agriculture and rural development)		43 813.47	43 813.37	43 280.94	43 275.83	43 725.37	43 725.27	44 085.29	44 085.19	43 603.37	43 601.33
EAGF under policy area 11 (Maritime affairs and fisheries)		30.50	30.70	30.50	30.70	30.50	30.70	30.50	30.70	30.50	29.14
EAGF under policy area 17 (Health and consumer protection)		335.77	258.77	332.77	228.77	335.77	258.77	335.77	258.77	335.77	245.51
TOTAL 2012 EAGF APPROPRIATIONS		44 179.74	44 102.84	43 644.20	43 535.30	44 091.64	44 014.74	44 451.56	44 374.66	43 969.64	43 875.98
05 02 16	Sugar Restructuring Fund	pm	pm	pm	pm	pm	pm	pm	pm	pm	pm
TOTAL 2012 APPROPRIATIONS		44 179.74	44 102.84	43 644.20	43 535.30	44 091.64	44 014.74	44 451.56	44 374.66	43 969.64	43 875.98

(1) The budget item concerning EAGF is 05 01 04 01.
 (2) Additional needs to be covered by assigned revenue: for the DB estimated at EUR 291 million, for the AL and for the Budget estimated at 310 million
 (3) Additional needs to be covered by assigned revenue: for the DB estimated at EUR 500 million, for the AL and for the Budget estimated at 700 million
 (4) Rural Development financed by the ex-European Agricultural Guidance and Guarantee Fund-Guarantee section (EAGGF) - Programming period 2000-2006
 (5) Control of agricultural expenditure: Article 05 07 01, except Items 05 07 01 10 and 05 07 01 11.
 (6) Budget lines 05 02 17, 05 08 10 and 05 08 11 concern pilot projects and are excluded

* CA : Commitment Appropriations
 ** PA: Payment Appropriations
 *** DB: Draft Budget
 **** EP: European Parliament

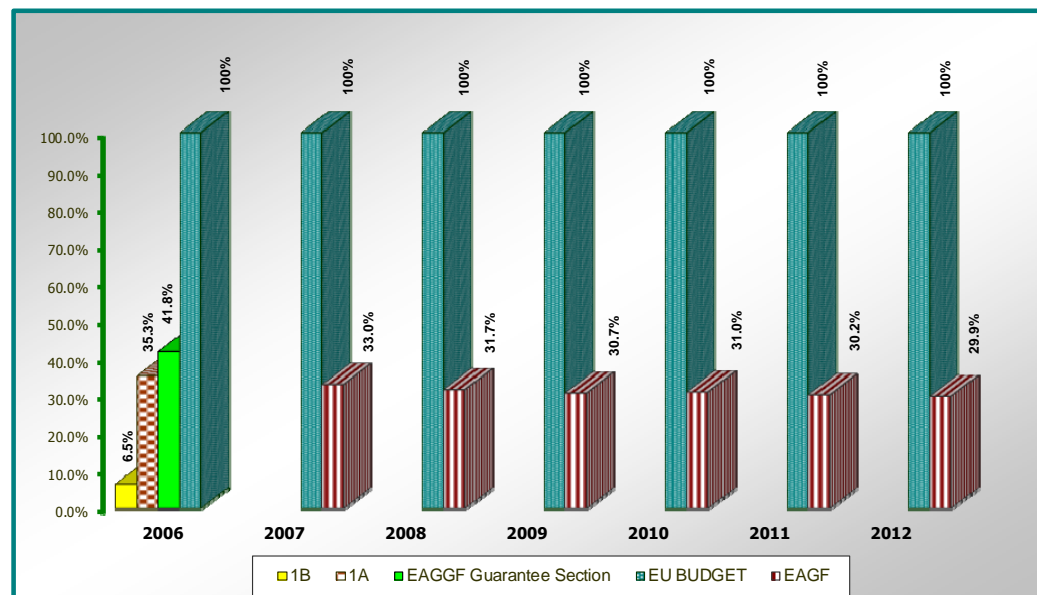
ANNEX 2

**PART OF THE EUROPEAN AGRICULTURAL GUARANTEE FUND - EAGF IN THE EU BUDGET
 2006 to 2012 FINANCIAL YEARS (*)**

Commitment Appropriations

BUDGET YEAR	2006	2007	2008	2009	2010	2011	2012
European Union BUDGET	100%	100%	100%	100%	100%	100%	100%
European Agricultural Guidance and Guarantee Fund - Guarantee Section	41.8%						
of which 1A	35.3%						
of which 1B	6.5%						
European Agricultural Guarantee Fund		33.0%	31.7%	30.7%	31.0%	30.2%	29.9%

(*) Financial year 2006: European Agricultural Guidance and Guarantee Fund-Guarantee Section (EAGGF). Financial years 2007 to 2012: European Agricultural Guarantee Fund (EAGF).



Annex 3
 Summary of outturn for 2012

EAGF - BUDGET

in EUR

Expenditure section of budget (1)	Commitment appropriations	Payment appropriations	Revenue section of budget (AR) (2)	Estimates
1. Initial appropriations for EAGF of which	43 969 637 305.00	43 875 978 049.00	1.Conformity clearance	600 000 000.00
1a. Appropriations under shared management	43 540 900 000.00	43 540 900 000.00	2. Irregularities	150 000 000.00
1b. Appropriations under centralised direct management (3)	428 737 305.00	335 078 049.00	3. Superlevy from milk producers	55 000 000.00
2. Amending budget 6/2012	-65 420 000.00	17 000 000.00	4.Temporary restructuring amounts for sugar sector (4)	-
3. Transfer to / out of EAGF in the year	71 000.00	10 614 720.11	Total forecasted assigned revenue	805 000 000.00
4. Final appropriations for EAGF of which	43 904 288 305.00	43 903 592 769.11		
4a. Appropriations under shared management	43 540 900 000.00	43 540 900 000.00		
4b. Appropriations under centralised direct management	363 388 305.00	362 692 769.11		

(1) Appropriations entered in the 2012 Budget taking into account the assigned revenue to be collected in 2012 and the one carried over from 2011 to 2012 in accordance with Article 10 of the Council Regulation (EC) No 1605/2002

(2) AR: Assigned revenue. There are no amounts of revenue entered on the revenue line (p.m.), but the forecast amount is indicated in the budget comments

(3) 78% of commitment appropriations concern DG SANCO. The rest concern DG AGRI (15 %) and DG MARE (7 %)

(4) This revenue is used to provide appropriations for the payment of Sugar Restructuring Fund aids

EAGF - EXECUTION

in EUR

Summary of execution	Execution of commitment appropriations	Execution of payment appropriations (5)
Shared management:	44 495 484 915.34	44 495 484 915.34
- of which Sugar Restructuring Fund	109 698 527.03	109 698 527.03
Expenditure under centralised direct management (6)	359 808 478.00	347 851 305.54
Total	44 855 293 393.34	44 843 336 220.88

(5) Committed amounts. Commitment and payment less assigned revenue received: EUR 43 588 043 789.62

(6) Includes commitment and payments made for assigned revenue collected in 2012, assigned revenue carried over from previous year and other appropriations amounts carried over (EUR 1 185 698.53 for commitments and EUR 6 805 947.17 for payments)

in EUR

Assigned Revenue (excluding Sugar Restructuring Fund)	
Forecasted revenue	805 000 000.00
Revenue received	899 612 494.95
Difference	94 612 494.95

in EUR

Expenditure under shared management, excluding Sugar Restructuring Fund			
	Initial appropriations (C1)	Appropriations from AR (C4)	Carry over of appropriations from AR of 2011 (C5)
Appropriations	43 540 900 000.00	899 612 494.95	441 483 318.57
Execution (7)	43 535 354 292.95	408 948 776.79	441 483 318.57
Appropriations cancelled	5 545 707.05	-	-
Carry over to 2013	-	490 663 718.16	-

(7) Commitment appropriations = payment appropriations

in EUR

Sugar Restructuring Fund				
Revenue section of budget		Expenditure section of budget		
		Initial appropriations (C1)	Appropriations from AR (C4)	Carry over of appropriations from 2011 (C5)
Forecasted revenue	-	p.m.	7 828 630.77	856 828 482.46
Revenue received	7 828 630.77	Appropriations Execution (8)	-22 993 577.47	132 692 104.50
		Appropriations cancelled	-	-
		Carry over to 2013	30 822 208.24	724 136 377.96

(8) Commitment appropriations = payment appropriations

in EUR

Expenditure under centralised direct management				
	Commitment appropriations	Decommitments	Payments appropriations	Carry over to 2013 (10)
1. Appropriations (C1) including transfers to / out EAGF (9)	363 388 305.00		362 692 769.11	-
2. Execution (C1)	358 622 779.47		341 045 358.37	16 140 424.02
3. Appropriations cancelled	4 765 525.53		5 506 986.72	-

(9) Includes Amending Budget and transfers to / out EAGF: EUR -65 349 000.00 for commitment appropriations and EUR 27 614 720.11 for payment appropriations

(10) Carry over to 2013 only for non differentiated appropriations

in EUR

Expenditure under centralised direct management - Carry over from 2011 to 2012 (non differentiated appropriations)	Commitment appropriations	Decommitments	Payments	Cancelled
Carried over appropriations	15 480 489.32	1 761 734.14	12 934 000.50	784 754.68

ANNEX 4

Monthly reimbursements to Member States in the 2012 financial year

TO PAY in EUR	2011.11 January	2011.12 February	2012.01 March	2012.02 April	2012.03 May	2012.04 June	2012.05 July	2012.06 August	2012.07 September	2012.08 October	2012.09 November	2012.10 December	2012 Compl. Payment	Financial year 2012	
BE	291 590 000	250 200 000	1 950 000	19 700 000	17 940 000	6 350 000	18 220 000	1 960 000	180 000	16 310 000	3 500 000	15 360 000	8 110	643 268 110	BE
BG	1 180 000	16 430 000	324 880 000	19 730 000	1 690 000	18 660 000	1 610 000	-5 840 000	3 450 000	1 730 000	12 860 000	13 000 000	2 531	409 382 531	BG
CZ	800 000	650 930 000	54 070 000	35 030 000	3 780 000	1 800 000	750 000	680 000	830 000	2 240 000	1 940 000	3 390 000	12 288 458	768 528 458	CZ
DK	-6 660 000	868 490 000	19 730 000	16 700 000	8 820 000	5 680 000	2 590 000	1 290 000	1 310 000	180 000	180 000	2 070 000	39 782	920 419 782	DK
DE	9 630 000	5 230 020 000	25 200 000	20 690 000	16 550 000	8 990 000	13 060 000	44 300 000	12 060 000	24 470 000	9 360 000	20 110 000	2 721	5 434 442 721	DE
EE	30 000	81 620 000	130 000	160 000	30 000	170 000	60 000	170 000	1 480 000	1 180 000	-450 000	70 000	6 590 138	91 240 138	EE
IE	575 180 000	618 470 000	41 500 000	24 050 000	6 180 000	9 250 000	1 250 000	2 020 000	4 560 000	810 000	1 470 000	-1 070 000	-6 058	1 283 663 942	IE
EL	980 110 000	1 002 490 000	-106 310 000	2 380 000	220 750 000	89 800 000	4 570 000	52 750 000	3 610 000	3 990 000	4 350 000	33 130 000	1 207	2 291 621 207	EL
ES	1 914 210 000	2 652 350 000	12 660 000	139 140 000	271 280 000	84 750 000	79 750 000	348 280 000	8 940 000	-13 960 000	129 680 000	157 740 000	278 764	5 785 098 764	ES
FR	3 860 830 000	3 848 650 000	78 460 000	91 300 000	211 470 000	48 380 000	49 800 000	205 020 000	50 730 000	-27 290 000	112 740 000	43 820 000	3 710	8 573 913 710	FR
IT	1 631 390 000	1 210 640 000	236 100 000	373 010 000	114 260 000	230 380 000	57 070 000	323 730 000	71 130 000	9 630 000	108 780 000	208 080 000	9 767	4 574 209 767	IT
CY	-47 000	15 927 000	5 893 000	4 634 000	714 000	353 000	3 651 000	302 000	204 000	1 985 000	3 154 000	300 000	115 682	37 185 682	CY
LV	46 920 000	44 690 000	4 020 000	20 160 000	2 470 000	1 020 000	1 250 000	360 000	5 180 000	140 000	240 000	150 000	211 516	126 811 516	LV
LT	92 790 000	68 680 000	4 180 000	101 130 000	35 580 000	8 760 000	1 210 000	3 120 000	980 000	5 120 000	750 000	1 090 000	3 182 047	326 572 047	LT
LU	15 999 000	16 334 000	373 000	236 000	166 000	10 000	50 000	198 000	52 000	28 000	131 000	31 000	834	33 608 834	LU
HU	493 160 000	19 950 000	456 370 000	55 900 000	21 090 000	40 270 000	10 580 000	15 960 000	12 770 000	3 040 000	19 130 000	7 980 000	-52 318	1 156 147 682	HU
MT	2 000	35 000	1 065 000	224 000	951 000	1 807 000	28 000	114 000	98 000	23 000	-60 000	650 000	288 134	5 225 134	MT
NL	153 170 000	430 500 000	66 890 000	101 870 000	43 750 000	14 520 000	9 740 000	10 470 000	12 000 000	1 700 000	3 380 000	18 720 000	1 151	866 711 151	NL
AT	-4 420 000	620 130 000	1 300 000	1 260 000	89 060 000	12 750 000	2 240 000	580 000	880 000	2 550 000	1 550 000	3 420 000	872	731 300 872	AT
PL	24 580 000	824 500 000	782 480 000	381 700 000	381 240 000	131 850 000	71 170 000	82 960 000	37 010 000	17 770 000	70 220 000	14 180 000	12 451 657	2 832 111 657	PL
PT	112 090 000	388 140 000	-580 000	22 400 000	23 540 000	20 580 000	22 460 000	90 200 000	10 270 000	7 850 000	36 750 000	17 850 000	-1 282 858	750 267 142	PT
RO	419 440 000	2 390 000	416 010 000	50 460 000	16 770 000	5 640 000	3 660 000	18 170 000	1 360 000	2 630 000	15 380 000	39 390 000	594	991 300 594	RO
SI	1 310 000	9 360 000	67 730 000	22 750 000	890 000	8 230 000	5 950 000	570 000	290 000	1 260 000	1 710 000	4 330 000	397 027	124 777 027	SI
SK	560 000	288 210 000	520 000	13 430 000	1 770 000	3 720 000	4 420 000	8 830 000	3 180 000	1 340 000	870 000	1 290 000	3 637 830	331 777 830	SK
FI	820 000	514 240 000	1 500 000	2 430 000	1 870 000	14 210 000	1 890 000	2 730 000	2 180 000	6 720 000	1 500 000	140 000	1 344	550 231 344	FI
SE	2 390 000	583 070 000	14 130 000	14 110 000	7 030 000	5 620 000	1 300 000	1 500 000	4 280 000	220 000	1 620 000	4 520 000	9 725	639 799 725	SE
UK	8 130 000	2 653 780 000	244 150 000	150 830 000	98 230 000	41 480 000	40 370 000	34 050 000	12 400 000	8 370 000	4 150 000	12 480 000	6 423	3 308 426 423	UK
TOTAL	10 625 184 000	22 910 226 000	2 754 401 000	1 685 414 000	1 597 871 000	815 030 000	408 699 000	1 244 474 000	261 414 000	80 036 000	544 885 000	622 221 000	38 188 790	43 588 043 790	

ANNEX 5

Centralised payments carried out directly by the European Commission during financial year 2012 (differentiated appropriations)

in Euro

Centralised direct payments on the appropriations of the 2012 Budget				
Budget item concerning certain agricultural measures	Commitment appropriations 2012	Commitments	Payment appropriations	Amounts charged (payments)
05 02 10 02	1 410 000.00	1 326 312.74	1 118 891.00	656 422.25
05 04 03 02	pm	0.00	412 933.00	412 933.00
05 08 01 00	14 359 160.00	14 281 019.82	13 482 338.00	13 339 474.81
05 08 02 00	20 235 377.00	19 913 903.85	21 125 377.00	17 469 356.77
05 08 03 00	1 511 000.00	1 511 000.00	1 401 652.00	1 401 652.00
11 02 01 01	15 000 000.00	14 946 688.60	9 970 330.00	9 969 385.56
11 02 03 01	14 996 768.00	14 996 768.00	28 137 797.00	28 137 796.23
17 04 01 01	201 360 000.00	201 355 410.01	209 635 167.70	209 635 167.70
17 04 02 01	18 860 000.00	18 857 507.47	11 017 261.00	11 004 061.81
17 04 03 01	5 600 000.00	2 613 487.49	3 976 509.60	3 976 509.60
17 04 04 01	12 800 000.00	12 800 000.00	8 772 186.31	8 771 355.11
17 04 07 01	28 960 000.00	28 954 333.80	25 346 326.50	25 345 319.86
TOTAL	335 092 305.00	331 556 431.78	334 396 769.11	330 119 434.70
Centralised direct payments on not-automatically carried over appropriations from financial year 2011 to financial year 2012				
Budget item concerning certain agricultural measures	Carryovers	Commitments	Payment appropriations	Amounts charged (payments)
C2				
05 02 10 02	0.00	0.00	46 342.00	0.00
05 04 03 02	0.00	0.00	998 200.41	798 897.01
05 08 02 00	0.00	0.00	161 916.36	0.00
05 08 03 00	0.00	0.00	106 200.00	77 396.89
C4				
05 08 02 00	59 066.99	0.00	59 066.99	59 066.99
17 04 01 01	5 741 348.92	0.00	5 741 348.92	4 957 309.63
17 04 02 01	10 068.97	10 068.97	10 068.97	10 068.97
17 04 07 01	39 135.05	39 135.05	39 135.05	38 871.31
C5				
05 08 02 00	40 160.01	0.00	40 160.01	40 160.01
17 04 01 01	822 848.30	822 848.30	822 848.30	822 848.30
17 04 07 01	313 646.21	313 646.21	1 328.06	1 328.06
TOTAL	7 026 274.45	1 185 698.53	8 026 615.07	6 805 947.17

ANNEX 6

Centralised payments carried out directly by the European Commission during financial year 2012 (non-differentiated appropriations)

in Euro

Centralised direct payments on the appropriations of the 2012 Budget					
Budget item concerning certain agricultural measures	Appropriations 2012	Commitments	Cancelled commitment appropriations	Amounts charged (payments)	Automatic carryovers
05 01 04 01	8 750 000.00	8 023 457.76	726 542.24	2 040 218.16	5 983 239.60
05 07 01 02	6 500 000.00	6 499 202.44	797.56	5 462 274.85	1 036 927.59
05 08 06 00	8 000 000.00	7 905 658.47	94 341.53	1 663 281.44	6 242 377.03
05 08 09 00	1 705 000.00	1 464 807.55	240 192.45	415 247.86	1 049 559.69
11 01 04 08	571 000.00	529 453.00	41 547.00	0.00	529 453.00
17 01 04 01	600 000.00	597 380.50	2 619.50	3 787.38	593 593.12
17 01 04 05	700 000.00	652 335.97	47 664.03	171 113.98	481 221.99
17 01 04 07	300 000.00	224 052.00	75 948.00	0.00	224 052.00
17 01 04 31	1 170 000.00	1 170 000.00	0.00	1 170 000.00	0.00
17 03 02 00	pm	0.00	0.00	0.00	0.00
TOTAL	28 296 000.00	27 066 347.69	1 229 652.31	10 925 923.67	16 140 424.02
Centralised direct payments on not-automatically carried over appropriations from financial year 2011 to financial year 2012					
Budget item concerning certain agricultural measures	Carryovers	Commitments	Available appropriations	Amounts charged (payments)	Still to be charged
C5					
TOTAL	0.00	0.00	0.00	0.00	0.00
Centralised direct payments on automatically carried over appropriations from financial year 2011 to financial year 2012					
Budget item concerning certain agricultural measures	Commitments carryovers	Decommitments	Total commitments remaining carryovers	Amounts charged (payments)	Appropriations lapsing
05 01 04 01	6 582 003.73	698 354.31	5 883 649.42	5 883 649.42	0.00
05 07 01 02	935 469.06	0.00	935 469.06	841 747.98	93 721.08
05 08 06 00	6 028 072.89	1 049 408.12	4 978 664.77	4 420 541.60	558 123.17
05 08 09 00	922 614.76	8 489.77	914 124.99	914 124.99	0.00
17 01 04 01	422 813.43	5 224.05	417 589.38	416 383.88	1 205.50
17 01 04 05	344 443.45	257.89	344 185.56	259 346.56	84 839.00
17 01 04 07	245 072.00	0.00	245 072.00	198 206.07	46 865.93
TOTAL	15 480 489.32	1 761 734.14	13 718 755.18	12 934 000.50	784 754.68

ANNEX 7
 ANALYSIS OF BUDGETARY EXECUTION - 2012 FINANCIAL YEAR - Summary Table

Commitment Appropriations

In EUROS

T	C	A	HEADING	ADOPTED BUDGET	AMENDING BUDGET	ASSIGNED REVENUE	TRANSFERS	TOTAL AVAILABLE	EXECUTION 2012	DIFFERENCE	ASSIGNED REVENUE	DIFFERENCE	% EXECUTION /
				2012	6/2012								
05	01		ADMINISTRATIVE EXPENDITURE OF AGRICULTURE AND RURAL DEVELOPMENT POLICY AREA	8 750 000	0	0	0	8 750 000	8 023 458	726 542	0	726 542	92%
05	01	04	Support expenditure **	8 750 000	0	0	0	8 750 000	8 023 458	726 542	0	726 542	92%
05	02		INTERVENTIONS IN AGRICULTURAL MARKETS	3 230 810 000	0	320 767 945	0	3 551 577 945	3 406 012 198	145 565 746	143 464 435	2 101 312	100%
05	02	01	Cereals	43 000 000	0	0	-1 050 000	41 950 000	41 872 912	77 088	0	77 088	100%
05	02	02	Rice	p.m.	0	0	0	0	0	0	0	0	-
05	02	03	Refunds on non-Annex I products	12 000 000	0	0	-2 850 000	9 150 000	9 124 354	25 646	0	25 646	100%
05	02	04	Food programmes	500 100 000	0	0	15 100 000	515 200 000	515 071 433	128 567	0	128 567	100%
05	02	05	Sugar	1 200 000	0	0	-1 300 000	-100 000	-234 393	134 393	0	134 393	-
05	02	06	Olive oil	68 500 000	0	0	-12 860 000	55 640 000	55 348 592	291 408	0	291 408	99%
05	02	07	Textile plants	27 000 000	0	0	-1 800 000	25 200 000	25 161 019	38 981	0	38 981	100%
05	02	08	Fruits and vegetables	788 000 000	0	320 767 945	106 060 000	1 214 827 945	1 071 205 233	143 622 712	143 464 435	158 277	100%
05	02	09	Products of the wine-growing sector	1 108 900 000	0	0	-36 600 000	1 072 300 000	1 072 049 939	250 061	0	250 061	100%
05	02	10	Promotion	55 410 000	0	0	-6 600 000	48 810 000	48 713 064	96 936	0	96 936	100%
05	02	11	Other plant products/measures	356 500 000	0	0	-27 300 000	329 200 000	328 933 960	266 040	0	266 040	100%
05	02	12	Milk and Milk products	91 100 000	0	0	-23 700 000	67 400 000	67 010 258	389 742	0	389 742	99%
05	02	13	Beef and Veal	46 100 000	0	0	-8 700 000	37 400 000	37 334 526	65 474	0	65 474	100%
05	02	14	Sheepmeat and goatmeat	p.m.	0	0	0	0	0	0	0	0	-
05	02	15	Pigmeat, eggs & poultry, bee-keeping & other animal products	133 000 000	0	0	1 600 000	134 600 000	134 421 301	178 699	0	178 699	100%
05	03		DIRECT AIDS	40 510 700 000	0	1 020 327 869	-300 900 000	41 230 127 869	40 880 030 201	350 097 668	347 199 283	2 898 385	100%
05	03	01	Decoupled direct aids	37 189 000 000	0	1 020 327 869	-196 300 000	38 013 027 869	37 665 465 015	347 562 854	347 199 283	363 571	100%
05	03	02	Other direct aids	3 320 700 000	0	0	-104 300 000	3 216 400 000	3 213 926 784	2 473 216	0	2 473 216	100%
05	03	03	Additional amounts of aid	1 000 000	0	0	-300 000	700 000	638 402	61 598	0	61 598	91%
05	04		RURAL DEVELOPMENT	0	0	0	-2 400 000	-2 400 000	-2 798 803	398 803	0	398 803	-
05	04	01	Rural development financed by the EAGGF-Guarantee Section — Programming period 2000 - 2006	p.m.	0	0	-2 400 000	-2 400 000	-2 798 803	398 803	0	398 803	-
05	04	03	Other measures	p.m.	0	0	0	0	0	0	0	0	-
05	07		AUDIT OF AGRICULTURAL EXPENDITURE	-192 700 000	0	0	303 300 000	110 600 000	110 368 307	231 693	0	231 693	100%
05	07	01	Control of agricultural expenditure	-193 500 000	0	0	264 900 000	71 400 000	71 234 307	165 693	0	165 693	100%
05	07	02	Settlement of disputes	800 000	0	0	38 400 000	39 200 000	39 134 000	66 000	0	66 000	100%
05	08		POLICY STRATEGY AND COORDINATION OF 'AGRICULTURE AND RURAL DEVELOPMENT' P.A.***	45 810 537	0	99 227	0	45 909 764	45 076 390	833 374	59 067	774 307	98%
05	08	01	Farm Accountancy Data Network (FADN)	14 410 160	0	0	-51 000	14 359 160	14 281 020	78 140	0	78 140	99%
05	08	02	Surveys on the structure of agricultural holdings	20 235 377	0	99 227	0	20 334 604	19 913 904	420 700	59 067	361 633	98%
05	08	03	Restructuring of systems for agricultural surveys	1 460 000	0	0	51 000	1 511 000	1 511 000	0	0	0	100%
05	08	06	Enhancing public awareness of the common agricultural policy	8 000 000	0	0	0	8 000 000	7 905 658	94 342	0	94 342	99%
05	08	09	EAGF - Operational technical assistance	1 705 000	0	0	0	1 705 000	1 464 808	240 192	0	240 192	86%
11	01		ADMINISTRATIVE EXPENDITURE OF THE 'MARITIME AFFAIRS AND FISHERIES' POLICY AREA	500 000	0	0	71 000	571 000	529 453	41 547	0	41 547	93%
11	01	04	Support expenditure for operations in the 'Maritime affairs and fisheries' policy area	500 000	0	0	71 000	571 000	529 453	41 547	0	41 547	93%
11	02		FISHERIES MARKETS	29 996 768	0	0	0	29 996 768	29 943 457	53 311	0	53 311	100%
11	02	01	Intervention in fishery products	15 000 000	0	0	0	15 000 000	14 946 689	53 311	0	53 311	100%
11	02	03	Fisheries programme for the outermost regions	14 996 768	0	0	0	14 996 768	14 996 768	0	0	0	100%
17	01		ADMINISTRATIVE EXPENDITURE OF VETERINARY COSTS	2 770 000	0	0	0	2 770 000	2 643 768	126 232	0	126 232	95%
17	01	04	Support expenditure for operations of 'Health and consumer protection' Policy Area	2 770 000	0	0	0	2 770 000	2 643 768	126 232	0	126 232	95%
17	03		PUBLIC HEALTH	p.m.	0	0	0	0	0	0	0	0	-
17	03	02	Community Tobacco Fund — Direct payments by the Union	p.m.	0	0	0	0	0	0	0	0	-
17	04		FOOD SAFETY, ANIMAL HEALTH, ANIMAL WELFARE & PLANT HEALTH	333 000 000	-65 420 000	6 927 047	0	274 507 047	265 766 437	8 740 610	5 741 349	2 999 261	99%
17	04	01	Animal disease eradication and monitoring programmes and monitoring of the physical conditions of animals that could pose a public health risk linked to an external factor	259 000 000	-57 640 000	6 564 197	0	207 924 197	202 178 258	5 745 939	5 741 349	4 590	100%
17	04	02	Other measures in the veterinary, animal welfare and public health field	18 000 000	0	10 069	860 000	18 870 069	18 867 576	2 493	0	2 493	100%
17	04	03	Emergency fund for veterinary complaints and other animal contaminations which are a risk to public health	10 000 000	-4 400 000	0	0	5 600 000	2 613 487	2 986 513	0	2 986 513	47%
17	04	04	Plant health measures	14 000 000	0	0	-1 200 000	12 800 000	12 800 000	0	0	0	100%
17	04	07	Feed and food safety and related activities	32 000 000	-3 380 000	352 781	340 000	29 312 781	29 307 115	5 666	0	5 666	100%
TOTAL 2012 EAGF - European Agricultural Guarantee Fund				43 969 637 305	-65 420 000	1 348 122 088	71 000	45 252 410 393	44 745 594 866	506 815 527	496 464 134	10 351 393	100%
05	02	16	Sugar Restructuring Fund	p.m.	0	864 657 113	0	864 657 113	109 698 527	754 958 586	754 958 586	0	100%
05	02	17	Support for farmers ****	2 500 000	0	0	0	2 500 000	0	2 500 000	0	2 500 000	0%
05	08	10	Assessing end-user costs of compliance with EU legislation in the fields of environment, animal welfare and food safety ****	p.m.	0	0	0	0	0	0	0	0	-
05	08	11	Exchanging best practice for cross compliance simplification ****	1 000 000	0	0	0	1 000 000	0	1 000 000	0	1 000 000	0%
TOTAL 2012				43 973 137 305	-65 420 000	2 212 779 201	71 000	46 120 567 506	44 855 293 393	1 265 274 113	1 251 422 720	13 851 393	100%

(*) T = Title / C = Chapter / A = Article.

(**) The budget item concerning EAGF is 05 01 04 01.

(***) P.A. = Policy Area

(****) Pilot projects

(1) For EAGF, the Amending Budget No 6/2012 concerns only items 17 04 01 01, 17 04 03 01 and 17 04 07 01: commitment appropriations were reduced by respectively 57.64 M€, 4.40 M€ and 3.38 M€.

ANNEX 8

ANALYSIS OF BUDGETARY EXECUTION - 2012 FINANCIAL YEAR - Detail Table

Commitment Appropriations

In EUROS

F P H	T	C	A	I	HEADING	ADOPTED BUDGET	AMENDING BUDGET	ASSIGNED REVENUE	TRANSFERS	TOTAL AVAILABLE	EXECUTION 2012	DIFFERENCE	ASSIGNED REVENUE	DIFFERENCE	% EXECUTION /
						2012	6/2012								
(1)						(1)	(2)	(3)	(4)	5 = (1) + (2) + (3) + (4)	(6)	(7) = (5) - (6)	(8)	(9) = (7) - (8)	(10) = ((6) + (8)) / (5)
2	05	02	08		Fruits and vegetables	788 000 000	0	320 767 945	106 060 000	1 214 827 945	1 071 205 233	143 622 712	143 464 435	158 277	100%
2	05	02	08	01	Export refunds for fruit and vegetables	p.m.	0	0	140 000	140 000	136 936	3 064	0	3 064	98%
2	05	02	08	03	Operational funds for producer organisations	496 000 000	0	177 367 945	49 860 000	723 227 945	723 163 510	64 435	64 435	0	100%
2	05	02	08	09	Compensation to encourage processing of citrus fruits	p.m.	0	0	10 000	10 000	7 008	2 992	0	2 992	70%
2	05	02	08	11	Aid to producer groups for preliminary recognition	195 000 000	0	0	93 050 000	288 050 000	288 015 299	34 701	0	34 701	100%
2	05	02	08	12	School fruit scheme	90 000 000	0	0	-31 350 000	58 650 000	58 573 803	76 197	0	76 197	100%
2	05	02	08	99	Other measures (fruit and vegetables)	7 000 000	0	143 400 000	-5 650 000	144 750 000	1 308 677	143 441 323	143 400 000	41 323	100%
2	05	02	09		Products of the wine-growing sector	1 108 900 000	0	0	-36 600 000	1 072 300 000	1 072 049 939	250 061	0	250 061	100%
2	05	02	09	04	Storage measures for alcohol	200 000	0	0	0	200 000	112 104	87 896	0	87 896	56%
2	05	02	09	08	National support programmes for the wine sector	1 086 700 000	0	0	-16 800 000	1 069 900 000	1 069 810 780	89 220	0	89 220	100%
2	05	02	09	09	Grubbing-up scheme	20 000 000	0	0	-15 200 000	4 800 000	4 793 093	6 907	0	6 907	100%
2	05	02	09	99	Other measures (wine-growing sector)	2 000 000	0	0	-4 600 000	-2 600 000	-2 666 037	66 037	0	66 037	-
2	05	02	10		Promotion	55 410 000	0	0	-6 600 000	48 810 000	48 713 064	96 936	0	96 936	100%
2	05	02	10	01	Promotion measures - Payments by Member States	54 000 000	0	0	-6 610 000	47 390 000	47 380 170	9 830	0	9 830	100%
2	05	02	10	02	Promotion measures - Direct payments by the Union	1 410 000	0	0	0	1 410 000	1 326 313	83 687	0	83 687	94%
2	05	02	10	99	Other measures (promotion)	p.m.	0	0	10 000	10 000	6 581	3 419	0	3 419	66%
2	05	02	11		Other plant products/measures	356 500 000	0	0	-27 300 000	329 200 000	328 933 960	266 040	0	266 040	100%
2	05	02	11	01	Dried fodder	97 000 000	0	0	2 020 000	99 020 000	99 013 017	6 983	0	6 983	100%
2	05	02	11	03	Hops - Aids for producer organisations	2 300 000	0	0	0	2 300 000	2 277 000	23 000	0	23 000	99%
2	05	02	11	04	POSEI (excluding direct aids and Article 11 02 03)	257 000 000	0	0	-29 320 000	227 680 000	227 654 016	25 984	0	25 984	100%
2	05	02	11	05	Community Tobacco Fund (excluding Article 17 03 02)	p.m.	0	0	0	0	0	0	0	0	-
2	05	02	11	99	Other measures (other plant products/measures)	200 000	0	0	0	200 000	-10 074	210 074	0	210 074	-
2	05	02	12		Milk and Milk products	91 100 000	0	0	-23 700 000	67 400 000	67 010 258	389 742	0	389 742	99%
2	05	02	12	01	Refunds for milk and milk products	1 000 000	0	0	-800 000	200 000	172 524	27 476	0	27 476	86%
2	05	02	12	02	Intervention storage of skimmed-milk powder	-10 000 000	0	0	0	-10 000 000	-10 211 677	211 677	0	211 677	-
2	05	02	12	03	Aid for disposal of skimmed milk	p.m.	0	0	0	0	0	0	0	0	-
2	05	02	12	04	Intervention storage of butter and cream	10 000 000	0	0	-2 160 000	7 840 000	7 821 483	18 517	0	18 517	100%
2	05	02	12	05	Other measures relating to butterfat	p.m.	0	0	10 000	10 000	1 844	8 156	0	8 156	18%
2	05	02	12	06	Intervention storage of cheese	p.m.	0	0	0	0	-555	555	0	555	-
2	05	02	12	08	School milk	90 000 000	0	0	-20 750 000	69 250 000	69 185 489	64 511	0	64 511	100%
2	05	02	12	99	Other measures (milk and milk products)	100 000	0	0	0	100 000	41 149	58 851	0	58 851	41%

ANNEX 8

ANALYSIS OF BUDGETARY EXECUTION - 2012 FINANCIAL YEAR - Detail Table

Commitment Appropriations

In EUROS

F	P	H	T	C	A	I	HEADING	ADOPTED BUDGET	AMENDING BUDGET	ASSIGNED REVENUE	TRANSFERS	TOTAL AVAILABLE	EXECUTION 2012	DIFFERENCE	ASSIGNED REVENUE	DIFFERENCE	% EXECUTION /
								2012	6/2012 (2)			APPROPRIATIONS		EXECUTION / TOTAL AVAILABLE APPROPRIATIONS	CARRIED OVER TO 2013	EXECUTION / TOTAL AVAILABLE APPROPRIATIONS AFTER CARRY OVER TO 2013 OF ASSIGNED REVENUE	TO 2013 OF ASSIGNED REVENUE
								(1)	(2)	(3)	(4)	(5) = (1) + (2) + (3) + (4)	(6)	(7) = (5) - (6)	(8)	(9) = (7) - (8)	(10) = ((6) + (8)) / (5)
(1)																	
2	05	02	13				Beef and Veal	46 100 000	0	0	-8 700 000	37 400 000	37 334 526	65 474	0	65 474	100%
2	05	02	13	01			Refunds for beef and veal	39 000 000	0	0	-7 500 000	31 500 000	31 489 889	10 111	0	10 111	100%
2	05	02	13	02			Intervention storage of beef and veal	p.m.	0	0	0	0	0	0	0	0	-
2	05	02	13	03			Exceptional support measures	p.m.	0	0	0	0	0	0	0	0	-
2	05	02	13	04			Refunds for live animals	7 000 000	0	0	-1 250 000	5 750 000	5 702 981	47 019	0	47 019	99%
2	05	02	13	99			Other measures (beef and veal)	100 000	0	0	50 000	150 000	141 656	8 344	0	8 344	94%
2	05	02	14				Sheepmeat and goatmeat	p.m.	0	0	0	0	0	0	0	0	-
2	05	02	14	01			Intervention storage of sheepmeat and goatmeat	p.m.	0	0	0	0	0	0	0	0	-
2	05	02	14	99			Other measures (sheepmeat and goatmeat)	p.m.	0	0	0	0	0	0	0	0	-
2	05	02	15				Pigmeat, eggs & poultry, bee-keeping & other animal products	133 000 000	0	0	1 600 000	134 600 000	134 421 301	178 699	0	178 699	100%
2	05	02	15	01			Refunds on pigmeat	19 000 000	0	0	-350 000	18 650 000	18 623 270	26 730	0	26 730	100%
2	05	02	15	02			Intervention storage of pigmeat	13 000 000	0	0	-7 150 000	5 850 000	5 818 074	31 926	0	31 926	99%
2	05	02	15	03			Exceptional market-support measures for pigmeat	p.m.	0	0	0	0	0	0	0	0	-
2	05	02	15	04			Refunds on eggs	4 000 000	0	0	-2 150 000	1 850 000	1 818 924	31 076	0	31 076	98%
2	05	02	15	05			Refunds for poultrymeat	65 000 000	0	0	14 340 000	79 340 000	79 306 588	33 412	0	33 412	100%
2	05	02	15	06			Specific aid for bee-keeping	32 000 000	0	0	-3 100 000	28 900 000	28 851 434	48 566	0	48 566	100%
2	05	02	15	07			Exceptional market-support measures for the poultrymeat and eggs sector	p.m.	0	0	0	0	0	0	0	0	-
2	05	02	15	99			Other measures (pigmeat, poultry, eggs, bee-keeping, other animal products)	p.m.	0	0	10 000	10 000	3 010	6 990	0	6 990	30%
05 03 DIRECT AIDS								40 510 700 000	0	1 020 327 869	-300 900 000	41 230 127 869	40 880 030 201	350 097 668	347 199 283	2 898 385	100%
2	05	03	01				Decoupled direct aids	37 189 000 000	0	1 020 327 869	-196 300 000	38 013 027 869	37 665 465 015	347 562 854	347 199 283	363 571	100%
2	05	03	01	01			SPS (Single Payment Scheme)	30 472 000 000	0	673 215 374	-64 600 000	31 080 615 374	31 080 528 585	86 788	86 788	0	100%
2	05	03	01	02			SAPS (Single Area Payment Scheme)	5 963 000 000	0	0	-47 200 000	5 915 800 000	5 915 681 886	118 114	0	118 114	100%
2	05	03	01	03			Separate sugar payment	283 000 000	0	0	-1 800 000	281 200 000	281 153 378	46 622	0	46 622	100%
2	05	03	01	04			Separate fruit and vegetables payment	13 000 000	0	0	-600 000	12 400 000	12 331 565	68 435	0	68 435	99%
2	05	03	01	05			Specific support (article 68) - decoupled direct aids	458 000 000	0	0	-81 200 000	376 800 000	376 754 994	45 006	0	45 006	100%
2	05	03	01	99			Other (decoupled direct aids)	p.m.	0	347 112 495	-900 000	346 212 495	-985 393	347 197 888	347 112 495	85 393	100%
2	05	03	02				Other direct aids	3 320 700 000	0	0	-104 300 000	3 216 400 000	3 213 926 784	2 473 216	0	2 473 216	100%
2	05	03	02	01			Crops area payments	4 000 000	0	0	-500 000	3 500 000	3 413 665	86 335	0	86 335	98%
2	05	03	02	04			Supplementary aid for durum wheat: traditional production zones	500 000	0	0	-1 300 000	-800 000	-837 551	37 551	0	37 551	-
2	05	03	02	05			Production aid for seeds	24 000 000	0	0	-1 550 000	22 450 000	22 416 190	33 810	0	33 810	100%
2	05	03	02	06			Sucder-cow premium	939 000 000	0	0	-5 000 000	934 000 000	933 970 915	29 085	0	29 085	100%
2	05	03	02	07			Additional suckler-cow premium	51 000 000	0	0	-1 200 000	49 800 000	49 787 899	12 101	0	12 101	100%
2	05	03	02	08			Beef special premium	72 000 000	0	0	750 000	72 750 000	72 725 690	24 310	0	24 310	100%
2	05	03	02	09			Beef slaughter premium - calves	7 000 000	0	0	350 000	7 350 000	7 342 902	7 098	0	7 098	100%
2	05	03	02	10			Beef slaughter premium - adults	53 000 000	0	0	-2 500 000	50 500 000	50 473 462	26 538	0	26 538	100%
2	05	03	02	13			Sheep and goat premium	22 000 000	0	0	350 000	22 350 000	22 339 531	10 469	0	10 469	100%
2	05	03	02	14			Sheep and goat supplementary premium	7 000 000	0	0	0	7 000 000	6 823 711	176 289	0	176 289	97%

ANNEX 8

ANALYSIS OF BUDGETARY EXECUTION - 2012 FINANCIAL YEAR - Detail Table

Commitment Appropriations

In EUROS

F	P	H	T	C	A	I	HEADING	ADOPTED BUDGET	AMENDING BUDGET	ASSIGNED REVENUE	TRANSFERS	TOTAL AVAILABLE	EXECUTION 2012	DIFFERENCE	ASSIGNED REVENUE	DIFFERENCE	% EXECUTION /
								2012	6/2012			APPROPRIATIONS		EXECUTION / TOTAL	CARRIED OVER TO	EXECUTION / TOTAL	AVAILABLE
								(1)	(2)	(3)	(4)	5) = (1) + (2) + (3) + (4)	(6)	(7) = (5) - (6)	(8)	(9) = (7) - (8)	(10) = ((6) + (8)) / (5)
(1)																	
2	05	03	02	18			Payments to starch potato producers	102 000 000	0	0	-1 500 000	100 500 000	100 486 519	13 481	0	13 481	100%
2	05	03	02	19			Area aid for rice	153 000 000	0	0	0	153 000 000	152 840 127	159 873	0	159 873	100%
2	05	03	02	21			Aid for olive groves	3 000 000	0	0	-1 700 000	1 300 000	1 260 495	39 505	0	39 505	97%
2	05	03	02	22			Tobacco premium	500 000	0	0	-300 000	200 000	97 587	102 413	0	102 413	49%
2	05	03	02	23			Hops area aid	100 000	0	0	0	100 000	0	100 000	0	100 000	0%
2	05	03	02	24			Specific quality premium for durum wheat	500 000	0	0	-600 000	-100 000	-161 359	61 359	0	61 359	-
2	05	03	02	25			Protein crop premium	50 000 000	0	0	-6 400 000	43 600 000	43 563 671	36 329	0	36 329	100%
2	05	03	02	26			Area payment for nuts	88 000 000	0	0	0	88 000 000	87 713 610	286 390	0	286 390	100%
2	05	03	02	27			Aid for energy crops	500 000	0	0	-150 000	350 000	200 581	149 419	0	149 419	57%
2	05	03	02	28			Aid for silkworms	500 000	0	0	0	500 000	355 981	144 019	0	144 019	71%
2	05	03	02	36			Payments for specific types of farming and quality production	117 000 000	0	0	-3 000 000	114 000 000	113 883 128	116 872	0	116 872	100%
2	05	03	02	39			Additional amount for sugar beet and cane producers	30 000 000	0	0	-6 900 000	23 100 000	23 007 419	92 581	0	92 581	100%
2	05	03	02	40			Area aid for cotton	249 000 000	0	0	-3 100 000	245 900 000	245 811 754	88 246	0	88 246	100%
2	05	03	02	41			Transitional fruit and vegetables payment - Tomatoes	21 000 000	0	0	-500 000	20 500 000	20 434 489	65 511	0	65 511	100%
2	05	03	02	42			Transitional fruit and vegetables payment - Other products than toma	35 000 000	0	0	0	35 000 000	34 727 616	272 384	0	272 384	99%
2	05	03	02	43			Transitional soft fruit payment	11 000 000	0	0	0	11 000 000	10 957 126	42 874	0	42 874	100%
2	05	03	02	44			Specific support (article 68) - coupled direct aids	866 000 000	0	0	-80 450 000	785 550 000	785 514 107	35 893	0	35 893	100%
2	05	03	02	50			Posei - European Union support programs	395 000 000	0	0	16 100 000	411 100 000	411 085 342	14 658	0	14 658	100%
2	05	03	02	51			Posei - Other direct aids and earlier regimes	100 000	0	0	0	100 000	9 554	90 446	0	90 446	10%
2	05	03	02	52			Posei - Aegean Islands	18 000 000	0	0	0	18 000 000	17 898 230	101 770	0	101 770	99%
2	05	03	02	99			Other (direct aids)	1 000 000	0	0	-5 200 000	-4 200 000	-4 215 608	15 608	0	15 608	100%
2	05	03	03				Additional amounts of aid	1 000 000	0	0	-300 000	700 000	638 402	61 598	0	61 598	91%
05	04						RURAL DEVELOPMENT	0	0	0	-2 400 000	-2 400 000	-2 798 803	398 803	0	398 803	-
2	05	04	01				Rural development financed by the EAGGF-Guarantee Section — Programming period 2000 - 2006	p.m.	0	0	-2 400 000	-2 400 000	-2 798 803	398 803	0	398 803	-
2	05	04	01	14			Rural development financed by the EAGGF Guarantee Section - Programming period 2000-2006	p.m.	0	0	-2 400 000	-2 400 000	-2 798 803	398 803	0	398 803	-
2	05	04	03				Other measures	p.m.	0	0	0	0	0	0	0	0	-
2	05	04	03	02			Plant and animal genetic resources - Completion of earlier measures	p.m.	0	0	0	0	0	0	0	0	0
05	07						AUDIT OF AGRICULTURAL EXPENDITURE	-192 700 000	0	0	303 300 000	110 600 000	110 368 307	231 693	0	231 693	100%
2	05	07	01				Control of agricultural expenditure	-193 500 000	0	0	264 900 000	71 400 000	71 234 307	165 693	0	165 693	100%
2	05	07	01	02			Monitoring and preventive measures - Direct payments by the Union	6 500 000	0	0	0	6 500 000	6 499 202	798	0	798	100%
2	05	07	01	06			Accounting clearance of previous years' accounts with regard to shared management expenditure under the EAGGF Guarantee Section (previous measures) and under the EAGF	-200 000 000	0	0	228 600 000	28 600 000	28 526 846	73 154	0	73 154	100%
2	05	07	01	07			Conformity clearance of previous years' accounts with regard to shared management expenditure under the EAGGF Guarantee Section (previous measures) and under the EAGF	p.m.	0	0	36 300 000	36 300 000	36 208 259	91 741	0	91 741	100%
2	05	07	02				Settlement of disputes	800 000	0	0	38 400 000	39 200 000	39 134 000	66 000	0	66 000	100%

ANNEX 8

ANALYSIS OF BUDGETARY EXECUTION - 2012 FINANCIAL YEAR - Detail Table

Commitment Appropriations

In EUROS

F P H	T	C	A	I	HEADING	ADOPTED BUDGET	AMENDING BUDGET	ASSIGNED REVENUE	TRANSFERS	TOTAL AVAILABLE	EXECUTION 2012	DIFFERENCE	ASSIGNED REVENUE	DIFFERENCE	% EXECUTION /
						2012	6/2012			APPROPRIATIONS		EXECUTION / TOTAL	CARRIED OVER TO	EXECUTION / TOTAL	AVAILABLE
						(1)	(2)	(3)	(4)	5) = (1) + (2) + (3) + (4)	(6)	(7) = (5) - (6)	(8)	(9) = (7) - (8)	(10) = ((6) + (8)) / (5)
05 08 POLICY STRATEGY AND COORDINATION OF 'AGRICULTURE AND RURAL DEVELOPMENT' POLICY AREA						45 810 537	0	99 227	0	45 909 764	45 076 390	833 374	59 067	774 307	98%
2	05	08	01		Farm Accountancy Data Network (FADN)	14 410 160	0	0	-51 000	14 359 160	14 281 020	78 140	0	78 140	99%
2	05	08	02		Surveys on the structure of agricultural holdings	20 235 377	0	99 227	0	20 334 604	19 913 904	420 700	59 067	361 633	98%
2	05	08	03		Restructuring of systems for agricultural surveys	1 460 000	0	0	51 000	1 511 000	1 511 000	0	0	0	100%
2	05	08	06		Enhancing public awareness of the common agricultural policy	8 000 000	0	0	0	8 000 000	7 905 658	94 342	0	94 342	99%
2	05	08	09		EAGF - Operational technical assistance	1 705 000	0	0	0	1 705 000	1 464 808	240 192	0	240 192	86%
11 MARITIME AFFAIRS AND FISHERIES						30 496 768	0	0	71 000	30 567 768	30 472 910	94 858	0	94 858	100%
11 01 ADMINISTRATIVE EXPENDITURE OF THE 'MARITIME AFFAIRS AND FISHERIES' POLICY AREA						500 000	0	0	71 000	571 000	529 453	41 547	0	41 547	93%
2	11	01	04		Support expenditure for operations in the 'Maritime affairs and fisheries' policy area	500 000	0	0	71 000	571 000	529 453	41 547	0	41 547	93%
2	11	01	04	08	European Agriculture Guarantee Fund (EAGF) — Non-operational technical assistance	500 000	0	0	71 000	571 000	529 453	41 547	0	41 547	93%
11 02 FISHERIES MARKETS						29 996 768	0	0	0	29 996 768	29 943 457	53 311	0	53 311	100%
2	11	02	01		Intervention in fishery products	15 000 000	0	0	0	15 000 000	14 946 689	53 311	0	53 311	100%
2	11	02	01	01	Intervention in fishery products - New measures	15 000 000	0	0	0	15 000 000	14 946 689	53 311	0	53 311	100%
2	11	02	03		Fisheries programme for the outermost regions	14 996 768	0	0	0	14 996 768	14 996 768	0	0	0	100%
2	11	02	03	01	Fisheries programme for the outermost regions — New measures	14 996 768	0	0	0	14 996 768	14 996 768	0	0	0	100%
17 VETERINARY EXPENDITURE						335 770 000	-65 420 000	6 927 047	0	277 277 047	268 410 206	8 866 842	5 741 349	3 125 493	99%
17 01 ADMINISTRATIVE EXPENDITURE OF VETERINARY COSTS						2 770 000	0	0	0	2 770 000	2 643 768	126 232	0	126 232	95%
2	17	01	04		Support expenditure for operations of 'Health and consumer protection' Policy Area	2 770 000	0	0	0	2 770 000	2 643 768	126 232	0	126 232	95%
2	17	01	04	01	Plant-health measures — Expenditure on administrative management	600 000	0	0	0	600 000	597 381	2 620	0	2 620	100%
2	17	01	04	05	Feed and food safety and related activities — Expenditure on administrative management	700 000	0	0	0	700 000	652 336	47 664	0	47 664	93%
2	17	01	04	07	Animal disease eradication and Emergency fund — Expenditure on administrative management	300 000	0	0	0	300 000	224 052	75 948	0	75 948	75%
2	17	01	04	31	Executive Agency for health and consumers. Subsidy for programmes under Heading 2	1 170 000	0	0	0	1 170 000	1 170 000	0	0	0	100%
17 03 PUBLIC HEALTH						p.m.	0	0	0	0	0	0	0	0	-
2	17	03	02		Community Tobacco Fund — Direct payments by the Union	p.m.	0	0	0	0	0	0	0	0	-
17 04 FOOD SAFETY, ANIMAL HEALTH, ANIMAL WELFARE & PLANT HEALTH						333 000 000	-65 420 000	6 927 047	0	274 507 047	265 766 437	8 740 610	5 741 349	2 999 261	99%
2	17	04	01		Animal disease eradication and monitoring programmes and monitoring of the physical conditions of animals that could pose a public health risk linked to an external factor	259 000 000	-57 640 000	6 564 197	0	207 924 197	202 178 258	5 745 939	5 741 349	4 590	100%
2	17	04	01	01	Animal disease eradication and monitoring programmes and monitoring of the physical conditions of animals that could pose a public health risk linked to an external factor — New measures	259 000 000	-57 640 000	6 564 197	0	207 924 197	202 178 258	5 745 939	5 741 349	4 590	100%

ANNEX 8

ANALYSIS OF BUDGETARY EXECUTION - 2012 FINANCIAL YEAR - Detail Table

Commitment Appropriations

In EUROS

FPH	T	C	A	I	HEADING	ADOPTED BUDGET	AMENDING BUDGET	ASSIGNED REVENUE	TRANSFERS	TOTAL AVAILABLE APPROPRIATIONS	EXECUTION 2012	DIFFERENCE	ASSIGNED REVENUE CARRIED OVER TO 2013	DIFFERENCE	% EXECUTION / TOTAL AVAILABLE APPROPRIATIONS AFTER CARRY OVER TO 2013 OF ASSIGNED REVENUE	
						2012	6/2012 (2)					EXECUTION / TOTAL AVAILABLE APPROPRIATIONS		EXECUTION / TOTAL AVAILABLE APPROPRIATIONS AFTER CARRY OVER TO 2013 OF ASSIGNED REVENUE		
						(1)	(2)	(3)	(4)	(5) = (1) + (2) + (3) + (4)	(6)	(7) = (5) - (6)	(8)	(9) = (7) - (8)	(10) = ((6) + (8)) / (5)	
(1)																
2	17	04	02		Other measures in the veterinary, animal welfare and public health field	18 000 000	0	10 069	860 000	18 870 069	18 867 576	2 493	0	2 493	100%	
2	17	04	02	01	Other measures in the veterinary, animal welfare and public health field — New measures	18 000 000	0	10 069	860 000	18 870 069	18 867 576	2 493	0	2 493	100%	
2	17	04	03		Emergency fund for veterinary complaints and other animal contaminations which are a risk to public health	10 000 000	-4 400 000	0	0	5 600 000	2 613 487	2 986 513	0	2 986 513	47%	
2	17	04	03	01	Emergency fund for veterinary complaints and other animal contaminations which are a risk to public health — New measures	10 000 000	-4 400 000	0	0	5 600 000	2 613 487	2 986 513	0	2 986 513	47%	
2	17	04	04		Plant health measures	14 000 000	0	0	-1 200 000	12 800 000	12 800 000	0	0	0	100%	
2	17	04	04	01	Plant-health measures — New measures	14 000 000	0	0	-1 200 000	12 800 000	12 800 000	0	0	0	100%	
2	17	04	07		Feed and food safety and related activities	32 000 000	-3 380 000	352 781	340 000	29 312 781	29 307 115	5 666	0	5 666	100%	
2	17	04	07	01	Feed and food safety and related activities — New measures	32 000 000	-3 380 000	352 781	340 000	29 312 781	29 307 115	5 666	0	5 666	100%	
TOTAL 2012 EAGF						43 969 637 305	-65 420 000	1 348 122 088	71 000	45 252 410 393	44 745 594 866	506 815 527	496 464 134	10 351 393	100%	
2	05	02	16		Sugar Restructuring Fund	p.m.	0	864 657 113	0	864 657 113	109 698 527	754 958 586	754 958 586	0	100%	
2	05	02	16	01	Sugar Restructuring Fund	p.m.	0	864 656 528	0	864 656 528	109 697 942	754 958 586	754 958 586	0	100%	
2	05	02	16	02	Clearance with regard to Sugar Restructuring Fund	p.m.	0	585	0	585	585	0	0	0	100%	
2	05	02	17		Pilot projects. Support for farmers	2 500 000	0	0	0	2 500 000	0	2 500 000	0	2 500 000	0%	
2	05	02	17	01	Support for farmers' cooperatives	p.m.	0	0	0	0	0	0	0	0	-	
2	05	02	17	02	European farm prices and margins observatory	1 000 000	0	0	0	1 000 000	0	1 000 000	0	1 000 000	0%	
2	05	02	17	03	Support for farmers' & consumers' initiatives for low carbon emission, low energy consumption & locally marketed food production	p.m.	0	0	0	0	0	0	0	0	-	
2	05	02	17	07	Measures to combat speculation in agricultural commodities	1 500 000	0	0	0	1 500 000	0	1 500 000	0	1 500 000	0%	
2	05	08	10		Pilot project — Assessing end-user costs of compliance with EU legislation in the fields of environment, animal welfare and food safety	p.m.	0	0	0	0	0	0	0	0	-	
2	05	08	11		Pilot project — Exchanging best practice for cross compliance simplification	1 000 000	0	0	0	1 000 000	0	1 000 000	0	1 000 000	0%	
TOTAL 2012						43 973 137 305	-65 420 000	2 212 779 201	71 000	46 120 567 506	44 855 293 393	1 265 274 113	1 251 422 720	13 851 393	100%	

(1) FPH = Financial Perspectives Heading / T = Title / C = Chapter / A = Article / I = Item

(2) For EAGF, the Amending Budget No 6/2012 concerns only items 17 04 01 01, 17 04 03 01 and 17 04 07 01: commitment appropriations were reduced by respectively 57.64 M€, 4.40 M€ and 3.38 M€.

ANNEX 9

Assigned revenue for policy area 05 (under shared management)* Appropriations C4

Commitment Appropriations						Assigned Revenue 2012					Use of Assigned Revenue					in EUROS	
ITEM	Funds	Description	Amount	Link - Budgetary Attribution		Budgetary Expenditure Item	Funds	Description	Amount		Carriedforward to 2013						
				Budgetary Item	Amount				Detail	Total							
					Detail							Total					
CHAPTER 67 : REVENUE CONCERNING EAGF																	
6 7 0 1	IC4	Clearance of EAGF accounts – Assigned revenue	674 797 108.67	05 02 08 03	166 600 000.00	05 02 08 03	C4	Operational funds for producers organisations	166 535 565.22								
				05 02 08 99	143 400 000.00												
				05 03 01 01	242 500 000.00	05 03 01 01	C4	SPS (single payment scheme)	242 413 211.57								
				05 03 01 99	122 297 108.67												
					674 797 108.67				408 948 776.79		265 848 331.88						
6 7 0 2	IC4	EAGF Irregularities – Assigned revenue	160 743 924.61	05 03 01 99	160 743 924.61												
6 7 0 3	IC4	Superlevy from milk producers – Assigned revenue	64 071 461.67	05 03 01 99	64 071 461.67												
					224 815 386.28				0.00		224 815 386.28						
6 7 0	IC4	Revenue concerning EAGF	899 612 494.95														
6 7	IC4	REVENUE CONCERNING EAGF * TOTAL Chapter 67	899 612 494.95		899 612 494.95				408 948 776.79		490 663 718.16						
CHAPTER 68 : TEMPORARY RESTRUCTURING AMOUNTS																	
6 8 0 1	IC4	Temporary restructuring amounts – Assigned revenue	0.00														
6 8 0 2		Irregularities concerning the temporary restructuring fund – Assigned revenue	7 828 630.77	05 02 16 01	7 828 630.77	05 02 16 01	C4	Sugar Restructuring Fund	-22 993 577.47								
6 8 0 3		Clearance with regard to the temporary restructuring fund – Assigned revenue	0.00														
					7 828 630.77				-22 993 577.47		30 822 208.24						
6 8 0	IC4	Temporary restructuring amounts	7 828 630.77														
6 8	IC4	TEMPORARY RESTRUCTURING AMOUNTS	7 828 630.77						-22 993 577.47		30 822 208.24						
TOTAL			907 441 125.72						TOTAL 385 955 199.32		521 485 926.40						

* Under direct management, for the commitments of article 05 08 02 there exists assigned revenue (C4) amounting to EUR 59 066.99 which has not been used and it will be carried over to 2013.

ANNEX 10

Assigned revenue for policy area 05 (under shared management) Appropriations C5

Commitment Appropriations

in EUROS

Assigned Revenue 2012						Use of Assigned Revenue					Carried forward to 2013 *	
ITEM	Funds	Description	Amount	Link - Budgetary Attribution			Budgetary Expenditure Item	Funds	Description	Amount		
				Budgetary Item	Amount					Detail		Total
CHAPTER 67 : REVENUE CONCERNING EAGF												
6 7 0 1	IC5	Clearance of EAGF accounts – Assigned revenue	10 767 944.74	05 02 08 03	10 767 944.74		05 02 08 03	C5	Operational funds for producers organisations	10 767 944.74		
						10 767 944.74				10 767 944.74		-
6 7 0 2	IC5	EAGF Irregularities – Assigned revenue	430 715 373.83	05 03 01 01	430 715 373.83		05 03 01 01	C5	SPS (single payment scheme)	430 715 373.83		
6 7 0 3	IC5	Superlevy from milk producers – Assigned revenue										
						430 715 373.83				430 715 373.83		-
6 7 0	IC5	Revenue concerning EAGF	441 483 318.57									
6 7	IC5	REVENUE CONCERNING EAGF TOTAL Chapter 67	441 483 318.57			441 483 318.57					441 483 318.57	
CHAPTER 68 : TEMPORARY RESTRUCTURING AMOUNTS												
6 8 0 1	IC5	Temporary restructuring amounts – Assigned revenue	856 828 482.46	05 02 16 01	856 827 897.13		05 02 16 01	C5	Sugar Restructuring Fund	132 691 519.17		
				05 02 16 02	585.33		05 02 16 02	C5	Clearance with regard to Sugar Restructuring Fund	585.33		
						856 828 482.46				132 692 104.50		724 136 377.96
6 8 0 2		Irregularities concerning the temporary restructuring fund – Assigned revenue	0.00									
6 8 0 3		Clearance with regard to the temporary restructuring fund – Assigned revenue	0.00									
6 8 0	IC5	Temporary restructuring amounts	856 828 482.46									
6 8	IC5	TEMPORARY RESTRUCTURING AMOUNTS *	856 828 482.46								132 692 104.50	
TOTAL			1 298 311 801.03				TOTAL			574 175 423.07	724 136 377.96	

* The amount of EUR 724 136 377.96, involving temporary restructuring amounts (C5 appropriations) , was exceptionally carried over to 2013.

ANNEX 11

VETERINARY & PLANT HEALTH MEASURES
 2012 BUDGET EXECUTION financed by EAGF

Commitment Appropriations

In EUR

Budget item	Heading	Credits after transfer *	Committed *	balance credits-commitments
17.010401	Plant-health measures - Expenditure on administrative management	600 000	597 381	2 620
1	Different studies and conferences		157 381	
2	IT tools (database)		440 000	
17.010405	Feed and food safety and related activities - Expenditure on administrative management	700 000	652 336	47 664
1	IT tools (database)		160 739	
2	Supportive actions training food and feed		491 597	
17.010407	Animal disease eradication and emergency fund - Expenditure on administrative management	300 000	224 052	75 948
1	administrative assistance relating to audit		224 052	
17.010431	Executive Agency for Health and Consumers. Subsidy for programmes under Heading 2	1 170 000	1 170 000	0
1	administrative assistance PHEA		1 170 000	
17.040101	Animal disease eradication and monitoring programmes and monitoring of the physical conditions of animals that could pose a public-health risk linked to an external factor	207 924 197	202 178 258	5 745 939
1	Bovine brucellosis		8 000 000	
2	Bovine tuberculosis		70 650 000	
3	Melitensis		15 380 000	
4	bluetongue		3 650 000	
5	salmonella		16 705 000	
6	swine diseases		5 200 000	
7	Avian influenza		2 690 000	
8	TSE/BSE and scrapie		55 810 000	
9	rabies		24 093 258	
17.040201	Other measures in the veterinary, animal welfare and public-health field	18 870 069	18 867 576	2 493
1	Contribution EU FMD		4 583 106	
2	purchase FMD antigens		3 000 000	
3	Study Schmallenberg virus		2 905 741	
4	communication		209 669	
5	IT (TRACES, ADNS,)		4 531 543	
6	other activities		3 637 517	
17.040301	Emergency fund for veterinary complaints and other diseases of animal contaminations which are a risk to public health	5 600 000	2 613 487	2 986 513
1	classical swine fever		700 000	
2	rabies		60 000	
3	foot-and mouth disease		463 583	
4	Avian influenza		1 385 521	
5	others		4 383	
17.040401	Plant-health measures - Expenditure on operational management	12 800 000	12 800 000	0
1	Solidarité		10 780 000	
2	Better training for safer food		660 000	
3	IT		1 180 000	
4	Poseidom		180 000	
17040701	Food and feed control. Expenditure on operational management	29 312 781	29 307 115	5 666
1	IT and communication		733 984	
2	EU reference laboratories		14 368 633	
3	Better training for safer food		13 460 000	
4	other actions + experts FVO		744 498	
TOTAL TITLE 17 - EAGF 2012 EXPENDITURE			268 410 206	

* Initial Budget commitment appropriations + Amending Budget + Transfers. Assigned revenue included.

ANNEX 12
VETERINARY AND PLANT HEALTH MEASURES financed by EAGF - 2012 Budget execution by Member State

Line	Measure	Belgium	Bulgaria	Cz. Rep.	Denmark	Germany	Estonia	Greece	Spain	France	Ireland	Italy	Cyprus	Latvia	Lithuania	Luxembourg	Malta	Hungary	Netherlands	Austria	Poland	Portugal	Romania	Slovenia	Slovakia	Finland	Sweden	UK	EU	TOTAL	
17.01001	Animal disease eradication and monitoring programmes																														
	1 Bovine tuberculosis	150 000	15 000	40 000		80 000	50 000	800 000	3 500 000	19 000 000	19 000 000	2 300 000	4 000 000	20 000	10 000	10 000	10 000	30 000	20 000	10 000	50 000	1 050 000	2 650 000	150 000	40 000	50 000	10 000	1 050 000	31 000 000	8 000 000	
	2 Bovine tuberculosis	1 200 000	1 200 000			80 000	50 000	800 000	14 000 000	1 200 000	1 200 000	3 700 000	4 000 000	20 000	10 000	10 000	10 000	30 000	20 000	10 000	50 000	1 800 000	2 650 000	150 000	40 000	50 000	10 000	1 800 000	2 650 000	15 380 000	
	3 Measles	1 200 000	210 000			1 200 000	200 000	1 000 000	8 900 000	1 200 000	1 200 000	3 700 000	4 000 000	20 000	10 000	10 000	10 000	30 000	20 000	10 000	50 000	1 800 000	2 650 000	150 000	40 000	50 000	10 000	1 800 000	2 650 000	15 380 000	
	4 Rabies	1 200 000	210 000			1 200 000	200 000	1 000 000	8 900 000	1 200 000	1 200 000	3 700 000	4 000 000	20 000	10 000	10 000	10 000	30 000	20 000	10 000	50 000	1 800 000	2 650 000	150 000	40 000	50 000	10 000	1 800 000	2 650 000	15 380 000	
	5 Avian influenza	40 000	40 000	30 000	40 000	80 000	10 000	140 000	140 000	60 000	60 000	1 000 000	1 000 000	20 000	10 000	10 000	10 000	130 000	130 000	50 000	2 690 000	2 690 000	1 100 000	350 000	20 000	40 000	110 000	2 690 000	5 810 000		
	6 Foot and mouth disease	1 200 000	590 000	590 000	750 000	7 690 000	650 000	1 800 000	32 760 000	15 450 000	22 175 000	20 600 000	2 200 000	2 310 000	2 310 000	3 390 000	120 000	5 200 000	5 110 000	2 760 000	9 850 000	3 970 000	4 890 000	1 220 000	1 950 000	730 000	590 000	37 335 000	24 052 258		
	7 Avian influenza	40 000	40 000	30 000	40 000	80 000	10 000	140 000	140 000	60 000	60 000	1 000 000	1 000 000	20 000	10 000	10 000	10 000	130 000	130 000	50 000	2 690 000	2 690 000	1 100 000	350 000	20 000	40 000	110 000	2 690 000	5 810 000		
	8 TS/SEBSE and scrapie	1 200 000	590 000	590 000	750 000	7 690 000	650 000	1 800 000	32 760 000	15 450 000	22 175 000	20 600 000	2 200 000	2 310 000	2 310 000	3 390 000	120 000	5 200 000	5 110 000	2 760 000	9 850 000	3 970 000	4 890 000	1 220 000	1 950 000	730 000	590 000	37 335 000	24 052 258		
	9 Rabies	1 200 000	590 000	590 000	750 000	7 690 000	650 000	1 800 000	32 760 000	15 450 000	22 175 000	20 600 000	2 200 000	2 310 000	2 310 000	3 390 000	120 000	5 200 000	5 110 000	2 760 000	9 850 000	3 970 000	4 890 000	1 220 000	1 950 000	730 000	590 000	37 335 000	24 052 258		
	10 Other measures in the veterinary, animal welfare and public-health field																														
	1 Communication																														
	2 Purchase FMD antigens					595 893,00			146 590,00	595 380,00									639 342,00												
	3 Study Schmallenberg virus																														
	4 Communication											124 120,00																			
	5 IT (TRACES, ADMS, ...)																														
	6 Other activities																														
	Sous-total	439 615,00				595 893,00			146 590,00	595 380,00									639 342,00												
17.01001	Emergency fund																														
	1 Classical swine fever																														
	2 Foot and mouth disease																														
	3 Foot and mouth disease																														
	4 Avian influenza																														
	5 Others																														
	Sous-total																														
17.01001	Plant health measures-operat.manag.																														
	1 Scouting																														
	2 Better training for safer food																														
	3 IT																														
	4 Posedom																														
	Sous-total																														
17.01001	Food and feed control - operat.manag.																														
	1 IT and communication																														
	2 EU reference laboratories																														
	3 Better training for safer food																														
	4 Other actions + experts FVO																														
	Sous-total																														
17.01001	Plant health measures- adm. manag.																														
	1 Different studies and conferences																														
	2 IT tools (database)																														
	Sous-total																														
17.01001	Food and feed control adm. management																														
	1 IT tools (database)																														
	2 Supportive actions training food and feed																														
	Sous-total																														
17.01001	Administrative assistance PHEA																														
	1 Administrative assistance																														
	Sous-total																														
17.01007	Animal disease eradication and emergency fund																														
	1 Administrative assistance resulting to audit																														
	Sous-total																														
	TOTAL	3 653 615	3 631 642	1 860 000	1 946 000	13 545 925	790 000	37 790 000	36 048 532	20 001 905	22 175 000	22 026 254	2 334 916	2 310 000	4 090 000	120 000	190 000	5 200 000	6 941 269	3 170 000	13 243 572	14 622 247	4 880 000	1 220 000	1 950 000	730 000	1 050 000	40 044 811	36 904 319	268 410 266	

ANNEX 13
 Budget 2012 - Expenditure for DIRECT AIDS by MEASURE and by MEMBER STATE

Commitment Appropriations

In M€

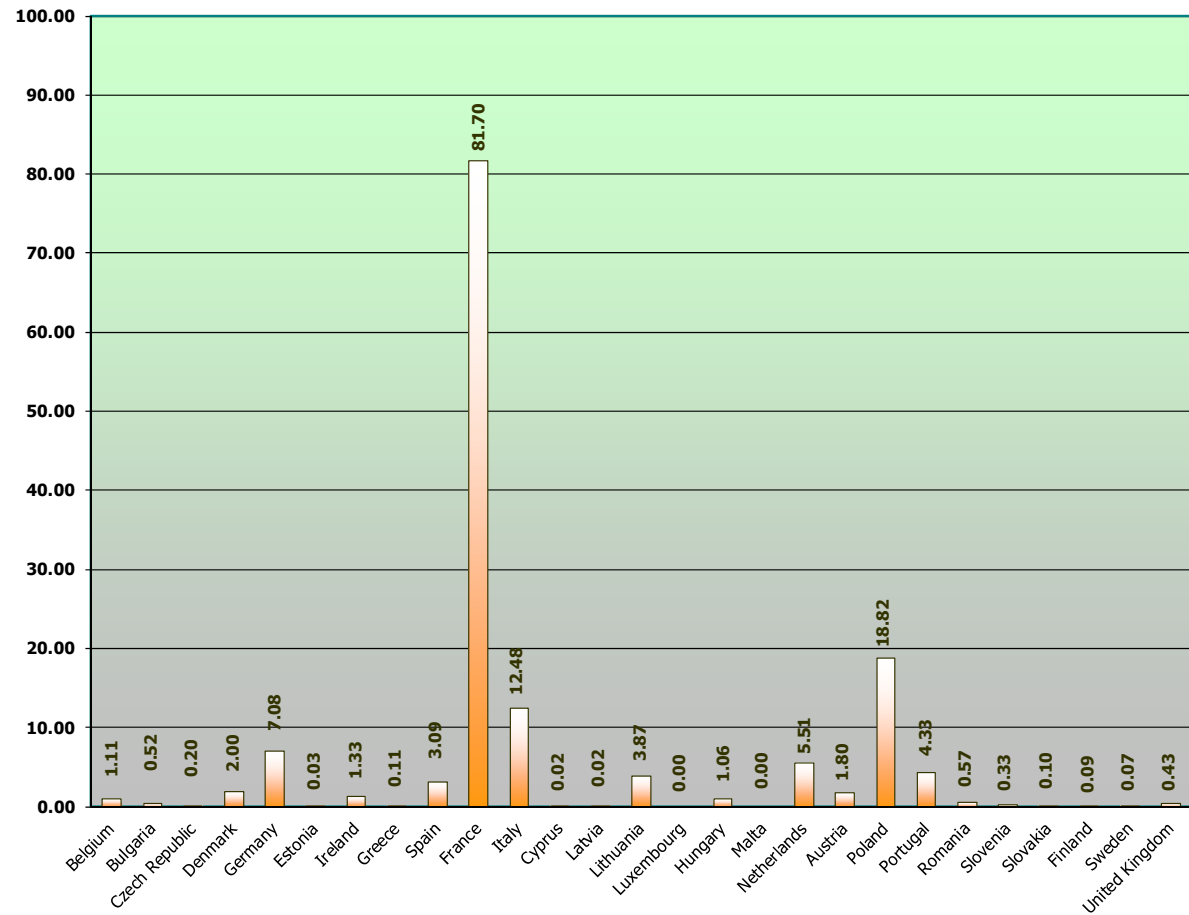
Budget line	Heading	BE	BG	CZ	DK	DE	EE	IE	EL	ES	FR	IT	CY	LV	LT	LU	HU	MT	NL	AT	PL	PT	RO	SI	SK	FI	SE	UK	TOTAL
05 03 01 01	SPS (single payment scheme)	470.858	-	-	888.004	5 244.400	-	1 240.218	2 039.727	4 329.136	6 884.787	3 645.184	-	-	34.276	-	4.282	781.155	633.944	-	394.114	-	100.327	-	486.599	648.725	3 254.794	31 080.529	
05 03 01 02	SAPS (single area payment scheme)	-	371.558	666.799	-	-	80.575	-	-	-	-	-	35.853	110.838	288.553	-	955.053	-	-	2 243.046	-	874.908	-	288.500	-	-	-	281.153	
05 03 01 03	Separate sugar payment	-	-	44.198	-	-	-	-	-	-	-	-	3.286	10.144	-	-	41.535	-	-	157.752	-	5.011	-	19.228	-	-	-	12.332	
05 03 01 04	Separate fruit and vegetables payment	-	-	0.414	-	-	-	-	-	-	-	-	-	-	-	-	4.597	-	-	6.634	-	-	-	0.687	-	-	-	-	
05 03 01 05	Specific support (article 68) — Decoupled direct aids	-	-	-	9.129	-	-	-	-	49.193	116.101	157.480	-	-	-	-	31.311	-	3.122	-	-	10.419	-	-	-	-	-	376.755	
05 03 01 99	Other (decoupled direct aids)	- 0.396	-	-	-	-	-	-	-	-	-	-	-	-	-	-	-	-	-	-	-	- 0.590	-	-	-	-	-	- 0.985	
05 03 01	Decoupled direct aids	470.462	371.558	711.410	897.133	5 244.400	80.575	1 240.218	2 039.727	4 378.329	7 000.888	3 802.664	35.853	114.124	298.697	34.276	1 032.496	4.282	784.277	633.944	2 407.431	403.943	879.919	100.327	308.415	486.599	648.725	3 254.794	37 665.465
05 03 02 01	Crops area payments	- 0.001	-	-	- 0.000	0.245	-	0.010	0.003	0.598	0.047	2.259	-	-	-	-	-	-	0.246	0.003	-	- 0.004	-	-	0.001	0.007	-	3.414	
05 03 02 04	Supplementary aid for durum wheat: traditional production zones	-	-	-	-	-	-	-	-	0.130	0.001	- 0.969	-	-	-	-	-	-	-	-	-	-	-	-	-	-	-	- 0.838	
05 03 02 05	Production aid for seeds	-	-	-	-	-	-	-	-	8.072	2.006	10.918	-	-	-	-	-	-	0.227	-	-	0.143	-	-	-	1.050	-	22.416	
05 03 02 06	Sucker-cow premium	70.669	-	-	-	0.002	-	0.095	-	237.634	486.592	- 0.294	-	-	-	-	-	-	-	66.269	-	72.999	-	-	0.001	-	0.004	933.971	
05 03 02 07	Additional sucker-cow premium	17.600	-	-	-	-	-	-	-	23.624	-	- 0.027	-	-	-	-	-	-	-	0.079	-	8.511	-	-	-	-	-	49.788	
05 03 02 08	Beef special premium	- 0.000	-	-	30.114	0.093	-	0.072	- 0.001	0.082	- 0.001	- 0.321	-	-	-	-	-	-	-	0.001	-	-	-	8.901	-	0.019	33.765	0.003	72.726
05 03 02 09	Beef slaughter premium — Calves	5.878	-	-	-	0.000	-	-	-	0.528	0.062	- 0.003	-	-	-	-	-	-	0.002	0.002	-	0.875	-	-	-	-	-	0.000	7.343
05 03 02 10	Beef slaughter premium — Adults	-	-	-	- 0.001	- 0.000	-	0.120	-	42.469	0.133	- 0.159	-	-	-	-	-	-	- 0.001	0.017	-	7.893	-	-	-	-	-	0.003	50.473
05 03 02 13	Sheep and goat premium	-	-	-	0.786	-	-	0.030	0.000	0.217	0.015	- 0.189	-	-	-	-	-	-	-	-	-	20.931	-	-	0.549	-	-	0.002	22.340
05 03 02 14	Sheep and goat supplementary premium	-	-	-	-	-	-	0.000	-	0.058	0.005	- 0.107	-	-	-	-	-	-	-	-	-	6.688	-	-	0.179	-	-	0.001	6.824
05 03 02 18	Payments to starch potato producers	-	-	-	10.539	40.037	-	-	-	-	13.877	-	-	-	-	-	-	-	-	27.055	3.089	-	-	-	-	2.263	3.626	-	100.487
05 03 02 19	Area aid for rice	-	-	-	-	-	-	-	-	- 0.002	45.030	7.122	90.505	-	-	-	-	-	-	-	-	10.186	-	-	-	-	-	-	152.840
05 03 02 21	Aid for olive groves	-	-	-	-	-	-	-	-	0.018	0.206	-	1.036	-	-	-	-	-	-	-	-	-	-	-	-	-	-	-	1.260
05 03 02 22	Tobacco premium	-	-	-	-	-	-	-	-	0.078	-	0.019	-	-	-	-	-	-	-	-	-	-	-	-	-	-	-	-	0.098
05 03 02 23	Hops area aid	-	-	-	-	-	-	-	-	-	-	-	-	-	-	-	-	-	-	-	-	-	-	-	-	-	-	-	0.000
05 03 02 24	Specific quality premium for durum wheat	-	-	-	-	-	-	-	- 0.028	0.046	0.000	- 0.179	-	-	-	-	-	-	-	-	-	-	-	-	-	-	-	-	- 0.161
05 03 02 25	Protein crop premium	0.120	-	-	-	4.414	-	0.138	- 0.000	12.532	13.842	6.023	-	-	-	-	-	-	- 0.000	-	-	0.141	-	0.025	-	0.002	0.000	6.329	43.564
05 03 02 26	Area payments for nuts	-	-	-	-	0.051	-	-	- 0.000	66.240	1.971	14.635	-	-	-	-	-	-	-	0.000	-	4.786	-	0.020	-	-	-	0.011	87.714
05 03 02 27	Aid for energy crops	- 0.001	-	-	0.000	0.004	-	0.000	- 0.003	0.076	0.021	0.013	-	-	0.000	-	- 0.051	-	-	-	0.025	-	0.054	-	- 0.000	0.003	0.000	0.061	0.201
05 03 02 28	Aid for silkworms	-	-	-	-	-	-	- 0.329	0.010	0.008	0.010	-	-	-	-	-	-	-	-	-	-	-	-	-	-	-	-	-	0.356
05 03 02 36	Payments for specific types of farming and quality production	-	-	-	-	-	-	0.004	0.044	84.810	-	0.739	-	-	-	-	-	-	-	-	-	0.022	-	0.002	-	0.005	2.966	25.291	113.883
05 03 02 39	Additional amount for sugar beet and cane producers	-	-	-	-	-	-	-	1.589	21.371	-	0.048	-	-	-	-	-	-	-	-	-	-	-	-	-	-	-	-	23.007
05 03 02 40	Area aid for cotton	-	-	-	-	-	-	-	186.114	59.698	-	-	-	-	-	-	-	-	-	-	-	-	-	-	-	-	-	-	245.812
05 03 02 41	Transitional fruit and vegetables payment — Tomatoes	-	-	-	-	-	-	-	- 0.024	0.064	3.615	0.430	-	-	-	-	-	-	-	-	-	15.173	0.845	-	0.332	-	-	-	20.434
05 03 02 42	Transitional fruit and vegetables payment — Other products than tomatoes	-	-	-	-	-	-	-	- 0.246	0.699	30.242	0.700	3.332	-	-	-	-	-	-	-	-	-	-	-	-	-	-	-	34.728
05 03 02 43	Transitional soft fruit payment	-	0.177	-	-	-	-	-	-	-	-	-	0.002	-	-	-	0.020	-	-	-	10.759	-	-	-	-	-	-	-	10.957
05 03 02 44	Specific support (article 68) — Coupled direct aids	5.649	16.171	31.740	0.506	1.832	1.220	22.745	69.878	73.423	212.034	131.622	-	5.100	9.308	-	45.845	-	8.149	11.145	39.585	13.172	25.541	6.869	10.614	43.365	-	-	785.514
05 03 02 50	POSEI — Community support programmes	-	-	-	-	-	-	-	-	179.817	151.283	-	-	-	-	-	-	-	-	-	-	-	79.985	-	-	-	-	-	411.085
05 03 02 51	POSEI-Other direct aids and earlier regimes	-	-	-	-	-	-	-	-	-	-	-	-	-	-	-	-	-	-	-	-	0.010	-	-	-	-	-	-	0.010
05 03 02 52	POSEI — Aegean Islands	-	-	-	-	-	-	-	17.898	-	-	-	-	-	-	-	-	-	-	-	-	-	-	-	-	-	-	-	17.898
05 03 02 99	Other (direct aids)	- 0.478	-	-	-	0.004	-	0.274	-	- 0.026	0.004	- 3.702	-	-	-	-	-	-	-	0.008	0.006	-	- 0.245	-	-	0.000	-	- 0.061	- 4.216
05 03 02	Other direct aids	99.435	16.348	31.740	41.944	46.682	1.220	23.489	275.567	857.486	922.878	253.006	3.332	5.102	9.308	-	45.814	-	35.686	80.610	50.369	241.264	26.439	15.818	10.946	47.436	40.365	31.644	3 213.927
05 03 03 00	Additional amounts of aid	0.000	-	-	- 0.005	0.003	-	0.053	- 0.045	0.001	0.000	- 0.056	-	-	-	-	-	-	0.000	0.005	-	0.494	-	-	-	0.001	-	0.185	0.638
05 03 03	Additional amounts of aid	0.000	-	-	- 0.005	0.003	-	0.053	- 0.045	0.001	0.000	- 0.056	-	-	-	-	-	-	0.000	0.005	-	0.494	-	-	-	0.001	-	0.185	0.638
	Sub-total FUND SOURCE C1 (*)	545.684	387.906	743.151	939.007	5 290.782	81.795	1 262.540	2 312.960	4 988.211	7 681.176	3 925.409	39.185	119.226	308.004	17.236	1 078.310	4.282	819.327	714.559	2 457.800	645.185	906.359	114.899	319.361	534.019	688.926	3 281.604	40 206.902
	Sub-total FUND SOURCE C4 (**)	-	-	-	-	-	-	-	-	-	242.413	-	-	-	-	-	-	-	-	-	-	-	-	-	-	-	-	-	242.413
	Sub-total FUND SOURCE C5 (***)	24.214	-	-	0.065	0.303	-	1.220	2.289	247.605	0.177	130.205	-	-	-	17.040	-	-	-	0.636	-	0.517	-	1.246	-	0.017	0.163	5.018	430.715
05 03	EAGF DIRECT AIDS 2012 EXPENDITURE	569.898	<																										

ANNEX 14

Budget 2012 - EXPENDITURE FOR EXPORT REFUNDS BY MEMBER STATE - In EUR million

Commitment Appropriations

Member State - EU 27	2012
Belgium	1.11
Bulgaria	0.52
Czech Republic	0.20
Denmark	2.00
Germany	7.08
Estonia	0.03
Ireland	1.33
Greece	0.11
Spain	3.09
France	81.70
Italy	12.48
Cyprus	0.02
Latvia	0.02
Lithuania	3.87
Luxembourg	0.00
Hungary	1.06
Malta	0.00
Netherlands	5.51
Austria	1.80
Poland	18.82
Portugal	4.33
Romania	0.57
Slovenia	0.33
Slovakia	0.10
Finland	0.09
Sweden	0.07
United Kingdom	0.43
TOTAL Export Refunds Expenditure	146.67



ANNEX 15

Budget 2012 - EXPENDITURE for INTERVENTION in STORAGE

Commitment Appropriations

in Million Euro

PRODUCTS	TOTAL STORAGE	TOTAL PRIVATE STORAGE	TOTAL PUBLIC STORAGE	PUBLIC STORAGE (Details)					
				Technical costs	Financial costs	Difference between purchase and sales price	DEPRECIATIONS		
							Total depreciation	Purchase depreciation	Complementary depreciation end of the exercise
a = b + c	b	c = d+e+f+g	d	e	f	g = h + i	h	i	
CEREALS	1.57		1.57	1.73	0.14	-0.29			
BREAD MAKING QUALITY WHEAT									
BARLEY	1.57		1.57	1.73	0.14	-0.29			
RYE									
MAIZE									
SORGHUM									
RICE									
SUGAR									
WHITE SUGAR									
RAW SUGAR									
OLIVE OIL	12.19	12.19							
FIBRE FLAX AND HEMP	0.05	0.05							
FRUIT AND VEGETABLES									
PRODUCTS OF THE WINE-GROWING SECTOR/ ALCOHOL	0.15	0.04	0.11	0.07	0.00	0.04			
TOBACCO									
MILK PRODUCTS	-2.39	7.82	-10.21	0.59	0.30	-11.11			
SKIMMED MILK	-10.21		-10.21	0.59	0.30	-11.11			
BUTTER AND CREAM	7.82	7.82	0.00	0.00	0.00	0.00			
CHEESE	0.00	0.00							
BEEF MEAT									
PIGMEAT	5.82	5.82							
FISHERY PRODUCTS									
TOTAL	17.38	25.91	-8.52	2.39	0.44	-11.36			

ANNEX 16
 Budget 2012 - EXPENDITURE BY MEMBER STATE, BY ITEM AND BY FUND SOURCE

Commitment Appropriations

In EUROS

Budget line	Fund source	Heading	BE	BG	CZ	DK	DE	EE	IE	EL	ES	FR	IT	CY	LV	LT
05 01 04 01	C1	European Agriculture Guarantee Fund (EAGF) — Non-operational technical	0	0	0	0	0	0	0	0	0	0	0	0	0	0
05 01 04	C1	Support expenditure for operations in the Agriculture and rural development policy area	0	0	0	0	0	0	0	0	0	0	0	0	0	0
05 01	C1	Administrative expenditure of the Agriculture and RD policy area	0	0	0	0	0	0	0	0	0	0	0	0	0	0
05 02 01 01	C1	Export refunds for cereals	306	0	0	0	211 745	0	0	0	0	0	2 442	0	0	0
05 02 01 02	C1	Intervention storage of cereals	0	-3 963 161	-45 221	3 911 403	1 886 587	0	0	0	0	5 598	0	0	0	0
05 02 01 03	C1	Intervention for starch	0	0	679 771	0	14 366 894	0	0	0	0	4 959 532	7 720	0	46 965	0
05 02 01 99	C1	Other measures (cereals)	0	0	0	0	0	0	0	0	8 785	-13 050	0	0	0	0
05 02 01	C1	Cereals	306	-3 963 161	634 550	3 911 403	16 465 226	0	0	0	8 785	4 952 080	10 163	0	46 965	0
05 02 02 01		Export refunds for rice	0	0	0	0	0	0	0	0	0	0	0	0	0	0
05 02 02 02		Intervention storage of rice	0	0	0	0	0	0	0	0	0	0	0	0	0	0
05 02 02 99		Other measures (rice)	0	0	0	0	0	0	0	0	0	0	0	0	0	0
05 02 02		Rice	0	0	0	0	0	0	0	0	0	0	0	0	0	0
05 02 03 00	C1	Refunds on non-Annex 1 products	734 158	0	0	342 284	847 372	0	0	0	960	1 234 778	2 538 412	0	0	0
05 02 03	C1	Refunds on non-Annex 1 products	734 158	0	0	342 284	847 372	0	0	0	960	1 234 778	2 538 412	0	0	0
05 02 04 01	C1	Programmes for deprived persons	11 802 266	21 896 187	128 429	0	0	2 231 041	2 465 679	25 452 989	86 335 877	74 110 586	99 156 791	0	5 343 971	7 648 052
05 02 04 99	C1	Other measures (food programmes)	0	0	0	0	0	0	0	0	0	0	0	0	0	0
05 02 04	C1	Food programmes	11 802 266	21 896 187	128 429	0	0	2 231 041	2 465 679	25 452 989	86 335 877	74 110 586	99 156 791	0	5 343 971	7 648 052
05 02 05 01	C1	Export refunds for sugar and isoglucose	0	0	0	0	0	0	0	0	0	-13 125	3 244	0	0	0
05 02 05 03	C1	Production refunds for sugar used in the chemical industry	0	0	0	0	0	0	0	0	0	-29 014	0	0	0	0
05 02 05 08	C1	Storage measures for sugar	0	0	0	0	0	0	0	0	0	0	0	0	0	0
05 02 05 99	C1	Other measures (sugar)	0	0	0	0	0	0	0	0	0	-200 857	0	0	0	0
05 02 05	C1	Sugar	0	0	0	0	0	0	0	0	0	-242 996	3 244	0	0	0
05 02 06 03	C1	Storage measures for olive oil	0	0	0	0	0	0	0	0	12 128 685	0	0	0	0	0
05 02 06 05	C1	Quality improvement measures	0	0	0	0	0	0	7 901 020	0	-8 980	554 755	34 417 551	0	0	0
05 02 06 99	C1	Other measures (olive oil)	0	0	0	0	0	0	0	0	291 878	0	2 269	0	0	0
05 02 06	C1	Olive oil	0	0	0	0	0	0	7 901 020	12 411 583	554 755	34 419 820	0	0	0	0
05 02 07 01	C1	Aid for fibre flax and hemp	2 338 840	0	0	1 272	83 684	0	0	0	45 020	11 916 656	0	0	4 541	914
05 02 07 03	C1	Cotton — National restructuring programmes	0	0	0	0	0	0	0	3 983 245	6 133 999	0	0	0	0	0
05 02 07 99	C1	Other measures (textile plants)	0	0	0	0	0	0	0	0	0	0	0	0	0	0
05 02 07	C1	Textile plants	2 338 840	0	0	1 272	83 684	0	0	3 983 245	6 179 019	11 916 656	0	0	4 541	914
05 02 08 01	C1	Export refunds for fruit and vegetables	0	0	0	0	0	0	0	0	0	0	129 215	0	0	0
05 02 08 03	C1		35 768 927	0	1 426 408	2 187 973	36 030 174	0	5 945 241	3 561 278	116 853 700	46 204 988	198 167 613	854 411	0	0
05 02 08 03	C4	Operational funds for producer organisations	12 908 306	0	0	0	0	0	3 727 288	5 482 360	55 500 243	49 157 242	9 013 936	0	0	0
05 02 08 03	C5		0	0	499 794	0	2 500 655	0	279 825	3 975 581	1 057 374	1 223 546	0	0	0	0
05 02 08 03	C1, C4, C5		48 677 233	0	1 926 202	2 187 973	38 530 830	0	9 672 528	9 323 463	176 329 524	96 419 604	208 405 096	854 411	0	0
05 02 08 09	C1	Compensation to encourage processing of citrus fruit	0	0	0	0	0	0	0	0	9 861	0	-2 853	0	0	0
05 02 08 11	C1	Aid to producer groups for preliminary recognition	0	0	454 305	0	0	0	5 347 403	53 961	122 251	59 712	613 747	1 806 435	0	0
05 02 08 12	C1	School fruit scheme	1 248 141	1 145 254	1 837 991	1 388 725	7 830 497	167 149	516 110	15 930	3 208 986	1 395 568	17 761 313	135 897	790 547	861 300
05 02 08 99	C1	Other measures (fruit and vegetables)	0	7 709	0	0	-52	0	86 234	785 921	0	282 497	0	0	0	0
05 02 08	C1	Fruit and vegetables	37 017 068	1 152 962	3 718 704	3 576 698	43 860 620	167 149	6 461 350	9 010 846	120 912 429	47 722 807	216 397 496	1 604 056	2 596 982	861 300
05 02 08	C4		12 908 306	0	0	0	0	0	3 727 288	5 482 360	55 500 243	49 157 242	9 013 936	0	0	0
05 02 08	C5		0	0	499 794	0	2 500 655	0	279 825	3 975 581	1 057 374	1 223 546	0	0	0	0
05 02 08	C1, C4, C5		49 925 374	1 152 962	4 218 498	3 576 698	46 361 275	167 149	10 188 638	14 773 031	180 388 253	97 937 423	226 634 979	1 604 056	2 596 982	861 300
05 02 09 04	C1	Storage measures for alcohol	0	0	0	0	0	0	0	0	0	0	0	178 341	0	0
05 02 09 08	C1	National support programmes for the wine sector	0	17 370 800	5 069 424	0	39 303 622	0	0	7 387 835	215 069 182	284 266 826	335 033 662	4 688 162	0	0
05 02 09 09	C1	Grubbing-up scheme	0	0	0	0	-4 002	0	0	-630	2 955 246	129 153	1 666 308	788	0	0
05 02 09 99	C1	Other measures (wine-growing sector)	0	0	0	0	0	0	0	0	-13 693	-628	-2 699 794	0	0	0
05 02 09	C1	Products of the wine-growing sector	0	17 370 800	5 069 424	0	39 299 620	0	0	7 387 205	218 010 735	284 395 350	334 000 177	4 867 290	0	0

ANNEX 16
 Budget 2012 - EXPENDITURE BY MEMBER STATE, BY ITEM AND BY FUND SOURCE

Commitment Appropriations

In EUROS

Budget line	Fund source	Heading	BE	BG	CZ	DK	DE	EE	IE	EL	ES	FR	IT	CY	LV	LT
05 03 01 05	C1	Specific support (Article 68) — Decoupled direct aids	0	0	0	9 129 155	0	0	0	0	49 192 908	116 100 548	157 480 144	0	0	0
05 03 01 99	C1	Other (decoupled direct aids)	-395 862	0	0	0	0	0	0	0	0	0	0	0	0	0
05 03 01	C1		446 247 709	371 557 960	711 410 444	897 067 798	5 244 096 639	80 574 731	1 238 998 481	2 037 437 719	4 130 724 359	6 758 297 538	3 672 458 781	35 853 081	114 123 899	298 696 585
05 03 01	C4		0	0	0	0	0	0	0	0	0	242 413 212	0	0	0	0
05 03 01	C5	Decoupled direct aids	24 214 469	0	0	64 994	303 034	0	1 219 518	2 289 233	247 604 606	176 933	130 205 182	0	0	0
05 03 01	C1, C4, C5		470 462 178	371 557 960	711 410 444	897 132 792	5 244 399 673	80 574 731	1 240 217 999	2 039 726 953	4 378 328 965	7 000 887 682	3 802 663 963	35 853 081	114 123 899	298 696 585
05 03 02 01	C1	Crops area payments	-667	0	0	-375	244 899	0	10 066	2 586	597 926	46 792	2 258 990	0	0	0
05 03 02 04	C1	Supplementary aid for durum wheat: traditional production zones	0	0	0	0	0	0	0	0	130 311	1 085	-968 947	0	0	0
05 03 02 05	C1	Production aid for seeds	0	0	0	0	0	0	0	0	8 072 336	2 005 739	10 918 423	0	0	0
05 03 02 06	C1	Suckler-cow premium	70 668 818	0	0	0	1 803	0	95 030	0	237 633 927	486 591 975	-294 402	0	0	0
05 03 02 07	C1	Additional suckler-cow premium	17 600 405	0	0	0	0	0	0	0	23 624 079	0	-26 865	0	0	0
05 03 02 08	C1	Beef special premium	-29	0	0	30 113 580	93 455	0	72 481	-1 421	82 397	-1 121	-321 330	0	0	0
05 03 02 09	C1	Beef slaughter premium — Calves	5 877 845	0	0	0	24	0	0	0	528 360	61 881	-3 489	0	0	0
05 03 02 10	C1	Beef slaughter premium — Adults	0	0	0	-593	-435	0	119 981	0	42 468 735	132 878	-159 074	0	0	0
05 03 02 13	C1	Sheep and goat premium	0	0	0	785 981	0	0	29 742	59	216 517	14 649	-189 468	0	0	0
05 03 02 14	C1	Sheep and goat supplementary premium	0	0	0	0	0	0	98	0	58 053	5 210	-107 446	0	0	0
05 03 02 18	C1	Payments to starch potato producers	0	0	0	10 539 084	40 037 382	0	0	0	0	13 877 253	0	0	0	0
05 03 02 19	C1	Area aid for rice	0	0	0	0	0	0	0	-2 378	45 029 828	7 121 513	90 505 207	0	0	0
05 03 02 21	C1	Aid for olive groves	0	0	0	0	0	0	0	18 212	206 002	0	1 036 281	0	0	0
05 03 02 22	C1	Tobacco aid	0	0	0	0	0	0	0	0	78 137	0	19 449	0	0	0
05 03 02 23	C1	Hops area aid	0	0	0	0	0	0	0	0	0	0	0	0	0	0
05 03 02 24	C1	Specific quality premium for durum wheat	0	0	0	0	0	0	0	-28 266	46 124	192	-179 409	0	0	0
05 03 02 25	C1	Protein crop premium	119 779	0	0	0	4 413 871	0	138 167	-255	12 531 755	13 841 857	6 022 628	0	0	0
05 03 02 26	C1	Area payments for nuts	0	0	0	0	51 184	0	0	-358	66 240 181	1 970 991	14 634 949	0	0	0
05 03 02 27	C1	Aid for energy crops	-1 465	0	0	59	3 828	0	292	-2 715	75 578	20 511	12 510	0	0	23
05 03 02 28	C1	Aid for silkworms	0	0	0	0	0	0	0	328 822	9 728	7 729	9 701	0	0	0
05 03 02 36	C1	Payments for specific types of farming and quality production	0	0	0	0	0	0	3 806	44 146	84 809 627	0	739 343	0	0	0
05 03 02 39	C1	Additional amount for sugar beet and cane producers	0	0	0	0	0	0	0	1 588 601	21 370 685	0	48 132	0	0	0
05 03 02 40	C1	Area aid for cotton	0	0	0	0	0	0	0	186 113 788	59 697 966	0	0	0	0	0
05 03 02 41	C1	Transitional fruit and vegetables payment — Tomatoes	0	0	0	0	0	0	0	-24 277	63 769	3 614 980	430 375	0	0	0
05 03 02 42	C1	Transitional fruit and vegetables payment - Other products than tomatoes	0	0	0	0	0	0	0	-245 962	699 342	30 242 365	699 844	3 332 026	0	0
05 03 02 43	C1	Transitional soft fruit payment	0	176 965	0	0	0	0	0	0	0	0	0	0	1 870	0
05 03 02 44	C1	Specific support (Article 68) — Coupled direct aids	5 648 798	16 171 217	31 740 106	505 883	1 832 321	1 219 775	22 745 240	69 877 774	73 422 965	212 034 274	131 621 970	0	5 100 083	9 307 664
05 03 02 50	C1	POSEI — EU support programmes	0	0	0	0	0	0	0	0	179 817 417	151 283 325	0	0	0	0
05 03 02 51	C1	POSEI — Other direct aids and earlier regimes	0	0	0	0	0	0	0	0	0	0	0	0	0	0
05 03 02 52	C1	POSEI — Aegean Islands	0	0	0	0	0	0	0	17 898 230	0	0	0	0	0	0
05 03 02 99	C1	Other (direct aids)	-478 036	0	0	0	4 075	0	273 775	0	-25 517	4 203	-3 701 691	0	0	0
05 03 02	C1	Other direct aids	99 435 448	16 348 181	31 740 106	41 943 619	46 682 408	1 219 775	23 488 678	275 566 586	857 486 228	922 878 281	253 005 682	3 332 026	5 101 953	9 307 686
05 03 03 00	C1	Additional amounts of aid	477	0	0	-4 811	3 312	0	53 336	-44 679	624	416	-55 818	0	0	0
05 03 03	C1	Additional amounts of aid	477	0	0	-4 811	3 312	0	53 336	-44 679	624	416	-55 818	0	0	0
05 03	C1		545 683 634	387 906 141	743 150 550	939 006 606	5 290 782 360	81 794 506	1 262 540 496	2 312 959 626	4 988 211 211	7 681 176 236	3 925 408 645	39 185 107	119 225 853	308 004 271
05 03	C4		0	0	0	0	0	0	0	0	0	242 413 212	0	0	0	0
05 03	C5	Direct aids	24 214 469	0	0	64 994	303 034	0	1 219 518	2 289 233	247 604 606	176 933	130 205 182	0	0	0
05 03	C1, C4, C5		569 898 103	387 906 141	743 150 550	939 071 600	5 291 085 394	81 794 506	1 263 760 014	2 315 248 860	5 235 815 816	7 923 766 380	4 055 613 828	39 185 107	119 225 853	308 004 271
05 04 01 14	C1	Rural development financed by the EAGGF Guarantee Section — Programming period 2000 to 2006	-113 768	0	0	0	-94 398	0	-1 949	-1 035	-44 924	-18 433	-2 485 540	0	0	0
05 04 01	C1	Rural development financed by the EAGGF Guarantee Section — Programming period 2000 to 2006	-113 768	0	0	0	-94 398	0	-1 949	-1 035	-44 924	-18 433	-2 485 540	0	0	0
05 04 03 02		Plant and animal genetic resources — Completion of earlier measures	0	0	0	0	0	0	0	0	0	0	0	0	0	0
05 04 03		Other measures	0	0	0	0	0	0	0	0	0	0	0	0	0	0
05 04	C1	Rural development	-113 768	0	0	0	-94 398	0	-1 949	-1 035	-44 924	-18 433	-2 485 540	0	0	0

ANNEX 16
 Budget 2012 - EXPENDITURE BY MEMBER STATE, BY ITEM AND BY FUND SOURCE

Commitment Appropriations

In EUROS

Budget line	Fund source	Heading	BE	BG	CZ	DK	DE	EE	IE	EL	ES	FR	IT	CY	LV	LT
17	C1	Health and consumer protection	0	0	0	0	0	0	0	0	0	0	0	0	0	0
17	C4		0	0	0	0	0	0	0	0	0	0	0	0	0	0
17	C5		0	0	0	0	0	0	0	0	0	0	0	0	0	0
17	C1, C4, C5		0	0	0	0	0	0	0	0	0	0	0	0	0	0
Sub-total EAGF Expenditure Fund source C1			612 522 091	424 966 860	768 367 781	954 039 073	5 440 992 702	91 430 565	1 288 259 768	2 408 367 292	5 540 255 020	8 349 634 469	4 646 547 971	46 233 661	126 799 886	330 391 774
Sub-total EAGF Expenditure Fund source C4			12 908 306	0	0	0	0	0	3 727 288	5 482 360	55 500 243	291 570 454	9 013 936	0	0	0
Sub-total EAGF Expenditure Fund source C5			24 214 469	0	499 794	64 994	2 803 689	0	1 219 518	2 569 058	251 580 187	1 234 306	131 428 729	0	0	0
TOTAL 2012 EAGF EXPENDITURE BY MEMBER STATE			649 644 866	424 966 860	768 867 574	954 104 068	5 443 796 391	91 430 565	1 293 206 573	2 416 418 711	5 847 335 450	8 642 439 229	4 786 990 636	46 233 661	126 799 886	330 391 774
05 02 16 01	C4	Sugar Restructuring Fund	0	0	0	0	-44 077	0	0	0	-22 596 347	0	-350 846	0	0	0
05 02 16 01	C5		3 707 325	0	0	1 105 785	2 937 764	0	0	0	44 002 907	13 299 788	27 266 418	0	822 885	1 668 558
05 02 16 01	C4, C5		3 707 325	0	0	1 105 785	2 893 687	0	0	0	21 406 559	13 299 788	26 915 572	0	822 885	1 668 558
05 02 16 02	C5	Clearance with regard to the Sugar Restructuring Fund	0	0	0	0	0	0	585	0	0	0	0	0	0	0
05 02 16	C4	Sugar Restructuring Fund	0	0	0	0	-44 077	0	0	0	-22 596 347	0	-350 846	0	0	0
05 02 16	C5		3 707 325	0	0	1 105 785	2 937 764	0	585	0	44 002 907	13 299 788	27 266 418	0	822 885	1 668 558
05 02 16	C4, C5		3 707 325	0	0	1 105 785	2 893 687	0	585	0	21 406 559	13 299 788	26 915 572	0	822 885	1 668 558
05 02 17 01		Support for farmers' cooperatives	0	0	0	0	0	0	0	0	0	0	0	0	0	0
05 02 17 02		European farm prices and margins observatory	0	0	0	0	0	0	0	0	0	0	0	0	0	0
05 02 17 03		Support for farmers' & consumers' initiatives for low carbon emission, low energy consumption & locally marketed food production	0	0	0	0	0	0	0	0	0	0	0	0	0	0
05 02 17 07		Measures to combat speculation in agricultural commodities	0	0	0	0	0	0	0	0	0	0	0	0	0	0
05 02 17		Pilot projects. Support for farmers	0	0	0	0	0	0	0	0	0	0	0	0	0	0
05 08 10		Pilot project — Assessing end-user costs of compliance with EU legislation in the fields of environment, animal welfare & food safety	0	0	0	0	0	0	0	0	0	0	0	0	0	0
05 08 11		Pilot project — Exchanging best practice for cross compliance simplification	0	0	0	0	0	0	0	0	0	0	0	0	0	0
Sub-total Expenditure Fund source C1			612 522 091	424 966 860	768 367 781	954 039 073	5 440 992 702	91 430 565	1 288 259 768	2 408 367 292	5 540 255 020	8 349 634 469	4 646 547 971	46 233 661	126 799 886	330 391 774
Sub-total Expenditure Fund source C4			12 908 306	0	0	0	-44 077	0	3 727 288	5 482 360	32 903 895	291 570 454	8 663 090	0	0	0
Sub-total Expenditure Fund source C5			27 921 794	0	499 794	1 170 779	5 741 453	0	1 220 103	2 569 058	295 583 094	14 534 095	158 695 146	0	822 885	1 668 558
TOTAL 2012 EXPENDITURE BY MEMBER STATE			653 352 191	424 966 860	768 867 574	955 209 852	5 446 690 077	91 430 565	1 293 207 159	2 416 418 711	5 868 742 009	8 655 739 017	4 813 906 207	46 233 661	127 622 772	332 060 332
			BE	BG	CZ	DK	DE	EE	IE	EL	ES	FR	IT	CY	LV	LT

ANNEX 16
 Budget 2012 - EXPENDITURE BY MEMBER STATE, BY ITEM AND BY FUND SOURCE

Commitment Appropriations

In EUROS

Budget line	Fund source	Heading	LU	HU	MT	NL	AT	PL	PT	RO	SI	SK	FI	SE	UK	EU	TOTAL
05 01 04 01	C1	European Agriculture Guarantee Fund (EAGF) — Non-operational technical	0	0	0	0	0	0	0	0	0	0	0	0	0	8 023 458	8 023 458
05 01 04	C1	Support expenditure for operations in the Agriculture and rural development policy area	0	0	0	0	0	0	0	0	0	0	0	0	0	8 023 458	8 023 458
05 01	C1	Administrative expenditure of the Agriculture and RD policy area	0	0	0	0	0	0	0	0	0	0	0	0	0	8 023 458	8 023 458
05 02 01 01	C1	Export refunds for cereals	0	0	0	0	7 035	0	0	0	0	0	0	0	0	0	221 528
05 02 01 02	C1	Intervention storage of cereals	0	-124 706	0	0	0	0	-11 399 480	0	0	0	8 453 268	6 451 378	310 278	0	1 574 540
05 02 01 03	C1	Intervention for starch	0	0	0	10 370 475	1 106 423	2 451 210	0	0	0	0	838 483	1 342 233	0	0	40 081 109
05 02 01 99	C1	Other measures (cereals)	0	0	0	0	0	0	0	0	0	0	0	0	0	0	-4 265
05 02 01	C1	Cereals	0	-124 706	0	10 370 475	1 113 457	2 451 210	-11 399 480	0	0	0	9 291 750	7 793 610	310 278	0	41 872 912
05 02 02 01		Export refunds for rice	0	0	0	0	0	0	0	0	0	0	0	0	0	0	0
05 02 02 02		Intervention storage of rice	0	0	0	0	0	0	0	0	0	0	0	0	0	0	0
05 02 02 99		Other measures (rice)	0	0	0	0	0	0	0	0	0	0	0	0	0	0	0
05 02 02		Rice	0	0	0	0	0	0	0	0	0	0	0	0	0	0	0
05 02 03 00	C1	Refunds on non-Annex 1 products	0	0	0	3 332 292	1 600	0	64 202	0	0	0	0	24 870	3 427	0	9 124 354
05 02 03	C1	Refunds on non-Annex 1 products	0	0	0	3 332 292	1 600	0	64 202	0	0	0	0	24 870	3 427	0	9 124 354
05 02 04 01	C1	Programmes for deprived persons	158 792	13 898 500	721 735	0	0	76 670 894	20 226 298	61 559 092	2 661 063	125 451	2 477 738	0	0	0	515 071 433
05 02 04 99	C1	Other measures (food programmes)	0	0	0	0	0	0	0	0	0	0	0	0	0	0	0
05 02 04	C1	Food programmes	158 792	13 898 500	721 735	0	0	76 670 894	20 226 298	61 559 092	2 661 063	125 451	2 477 738	0	0	0	515 071 433
05 02 05 01	C1	Export refunds for sugar and isoglucose	0	0	0	0	0	5 146	0	0	0	0	0	0	214	0	-4 522
05 02 05 03	C1	Production refunds for sugar used in the chemical industry	0	0	0	0	0	0	0	0	0	0	0	0	0	0	-29 014
05 02 05 08	C1	Storage measures for sugar	0	0	0	0	0	0	0	0	0	0	0	0	0	0	0
05 02 05 99	C1	Other measures (sugar)	0	0	0	0	0	0	0	0	0	0	0	0	0	0	-200 857
05 02 05	C1	Sugar	0	0	0	0	0	5 146	0	0	0	0	0	0	214	0	-234 393
05 02 06 03	C1	Storage measures for olive oil	0	0	0	0	0	0	61 414	0	0	0	0	0	0	0	12 190 099
05 02 06 05	C1	Quality improvement measures	0	0	0	0	0	0	0	0	0	0	0	0	0	0	42 864 345
05 02 06 99	C1	Other measures (olive oil)	0	0	0	0	0	0	0	0	0	0	0	0	0	0	294 148
05 02 06	C1	Olive oil	0	0	0	0	0	0	61 414	0	0	0	0	0	0	0	55 348 592
05 02 07 01	C1	Aid for fibre flax and hemp	0	0	0	479 970	6 454	49 572	0	0	0	0	0	0	116 851	0	15 043 775
05 02 07 03	C1	Cotton — National restructuring programmes	0	0	0	0	0	0	0	0	0	0	0	0	0	0	10 117 244
05 02 07 99		Other measures (textile plants)	0	0	0	0	0	0	0	0	0	0	0	0	0	0	0
05 02 07	C1	Textile plants	0	0	0	479 970	6 454	49 572	0	0	0	0	0	0	116 851	0	25 161 019
05 02 08 01	C1	Export refunds for fruit and vegetables	0	0	0	0	0	0	7 721	0	0	0	0	0	0	0	136 936
05 02 08 03	C1		0	3 889 770	0	55 366 894	8 201 768	568 499	6 399 549	1 035 988	0	490 633	1 205 906	2 435 321	19 264 959	0	545 860 000
05 02 08 03	C4	Operational funds for producer organisations	0	0	0	17 342 865	0	0	3 021 402	0	0	0	0	3 600 555	6 781 368	0	166 535 565
05 02 08 03	C5		0	24 353	0	0	0	63 412	977 227	93 902	0	0	0	0	72 275	0	10 767 945
05 02 08 03	C1, C4, C5		0	3 914 123	0	72 709 759	8 201 768	631 912	10 398 178	1 129 891	0	490 633	1 205 906	6 035 876	26 118 602	0	723 163 510
05 02 08 09	C1	Compensation to encourage processing of citrus fruit	0	0	0	0	0	0	0	0	0	0	0	0	0	0	7 008
05 02 08 11	C1	Aid to producer groups for preliminary recognition	0	13 485 268	0	0	0	259 899 003	108 514	5 989 698	0	75 000	0	0	0	0	288 015 299
05 02 08 12	C1	School fruit scheme	210 346	3 692 671	277 219	2 683 054	376 428	6 926 187	709 462	2 592 303	525 378	2 277 350	0	0	0	0	58 573 803
05 02 08 99	C1	Other measures (fruit and vegetables)	0	0	0	138 017	8 352	0	0	0	0	0	0	0	0	0	1 308 677
05 02 08	C1		210 346	21 067 709	277 219	58 187 964	8 586 547	267 393 689	7 225 245	9 617 990	525 378	2 842 983	1 205 906	2 435 321	19 264 959	0	893 901 723
05 02 08	C4	Fruit and vegetables	0	0	0	17 342 865	0	0	3 021 402	0	0	0	0	3 600 555	6 781 368	0	166 535 565
05 02 08	C5		0	24 353	0	0	0	63 412	977 227	93 902	0	0	0	0	72 275	0	10 767 945
05 02 08	C1, C4, C5		210 346	21 092 062	277 219	75 530 830	8 586 547	267 457 102	11 223 875	9 711 892	525 378	2 842 983	1 205 906	6 035 876	26 118 602	0	1 071 205 233
05 02 09 04	C1	Storage measures for alcohol	0	-66 237	0	0	0	0	0	0	0	0	0	0	0	0	112 104
05 02 09 08	C1	National support programmes for the wine sector	0	29 452 447	0	0	13 848 132	0	65 964 287	42 090 402	5 119 000	5 147 000	0	0	0	0	1 069 810 780
05 02 09 09	C1	Grubbing-up scheme	0	10 177	0	0	0	0	9 342	26 712	0	0	0	0	0	0	4 793 093
05 02 09 99	C1	Other measures (wine-growing sector)	0	-12 262	0	0	0	0	60 340	0	0	0	0	0	0	0	-2 666 037
05 02 09	C1	Products of the wine-growing sector	0	29 384 124	0	0	13 848 132	0	66 033 969	42 117 114	5 119 000	5 147 000	0	0	0	0	1 072 049 939

ANNEX 16
 Budget 2012 - EXPENDITURE BY MEMBER STATE, BY ITEM AND BY FUND SOURCE

Commitment Appropriations

In EUROS

Budget line	Fund source	Heading	LU	HU	MT	NL	AT	PL	PT	RO	SI	SK	FI	SE	UK	EU	TOTAL	
05 02 10 01	C1	Promotion measures — Payments by Member States	113 479	0	140 366	3 337 279	2 324 748	3 292 941	2 002 252	37 713	277 348	54 797	252 241	75 205	2 668 091	0	47 380 170	
05 02 10 02	C1	Promotion measures — Direct payments by the Union	0	0	0	0	0	0	0	0	0	0	0	0	0	1 326 313	1 326 313	
05 02 10 99	C1	Other measures (promotion)	0	0	0	0	0	0	10 205	0	0	0	0	0	0	0	6 581	
05 02 10	C1	Promotion	113 479	0	140 366	3 337 279	2 324 748	3 292 941	2 012 457	37 713	277 348	54 797	252 241	75 205	2 668 091	1 326 313	48 713 064	
05 02 11 01	C1	Dried fodder	0	624 579	0	2 858 252	62 620	84 852	21 444	0	0	120 829	0	242 545	1 233 640	0	99 013 017	
05 02 11 03	C1	Hops — Aid to producer organisations	0	0	0	0	0	0	0	0	0	0	0	0	0	0	2 277 000	
05 02 11 04	C1	POSEI (excluding direct aids and MARE 11 02 03)	0	0	0	0	0	0	24 775 821	0	0	0	0	0	0	0	227 654 016	
05 02 11 05		Community fund for tobacco (excluding SANCO 17 03 02)	0	0	0	0	0	0	0	0	0	0	0	0	0	0	0	
05 02 11 99	C1	Other measures (other plant products/measures)	0	0	0	0	0	0	0	0	0	0	0	0	0	0	-10 074	
05 02 11	C1	Other plant products/measures	0	624 579	0	2 858 252	62 620	84 852	24 797 265	0	0	120 829	0	242 545	1 233 640	0	328 933 960	
05 02 12 01	C1	Refunds for milk and milk products	0	0	0	0	-62	27 015	12 089	0	0	0	3 797	0	1 587	0	172 524	
05 02 12 02	C1	Intervention storage of skimmed-milk powder	0	-3 069 008	0	5 355 133	0	-16 405 262	-4 285 571	0	-488 600	0	-830 831	320 173	21 952 524	0	-10 211 677	
05 02 12 03		Aid for disposal of skimmed milk	0	0	0	0	0	0	0	0	0	0	0	0	0	0	0	
05 02 12 04	C1	Intervention storage of butter and cream	0	0	0	2 114 321	31 731	0	0	0	0	0	0	66 714	206 204	0	7 821 483	
05 02 12 05	C1	Other measures relating to butterfat	0	0	0	0	0	0	0	0	0	0	0	0	0	0	1 844	
05 02 12 06	C1	Intervention storage of cheese	0	0	0	0	0	0	0	0	0	0	0	0	0	0	-555	
05 02 12 08	C1	School milk	18 391	1 389 136	23 819	534 342	799 255	9 740 910	3 157 083	8 285 168	6 401	570 127	3 727 762	9 102 683	4 753 174	0	69 185 489	
05 02 12 99	C1	Other measures (milk and milk products)	0	0	0	0	5 339	0	15 852	0	0	0	1 026	0	5 633	0	41 149	
05 02 12	C1	Milk and milk products	18 391	-1 679 872	23 819	8 003 795	836 264	-6 637 336	-1 100 547	8 285 168	-482 198	570 127	2 901 753	9 489 569	26 919 123	0	67 010 258	
05 02 13 01	C1	Refunds for beef and veal	0	5 124	0	785 714	839 982	15 760 286	0	12 444	0	0	0	1 650	2 497	0	31 489 889	
05 02 13 02		Intervention storage of beef and veal	0	0	0	0	0	0	0	0	0	0	0	0	0	0	0	
05 02 13 03		Exceptional support measures	0	0	0	0	0	0	0	0	0	0	0	0	0	0	0	
05 02 13 04	C1	Refunds for live animals	0	158 470	0	1 028 075	700 325	41 314	0	0	0	79 263	86 763	0	0	0	5 702 981	
05 02 13 99	C1	Other measures (beef and veal)	0	0	0	0	0	0	213 011	0	0	0	0	0	0	0	141 656	
05 02 13	C1	Beef and veal	0	163 594	0	1 813 789	1 540 307	15 801 600	213 011	12 444	0	79 263	86 763	1 650	2 497	0	37 334 526	
05 02 14 01		Intervention storage of sheepmeat and goatmeat	0	0	0	0	0	0	0	0	0	0	0	0	0	0	0	
05 02 14 99		Other measures (sheepmeat and goatmeat)	0	0	0	0	0	0	0	0	0	0	0	0	0	0	0	
05 02 14		Sheepmeat and goatmeat	0	0	0	0	0	0	0	0	0	0	0	0	0	0	0	
05 02 15 01	C1	Refunds for pigmeat	0	106 758	0	37 549	233 611	2 548 312	3 782 747	0	324 215	16 291	0	36 799	409 509	0	18 623 270	
05 02 15 02	C1	Intervention storage of pigmeat	0	0	0	20 224	0	1 571 809	0	0	0	0	41 248	0	-4 990	0	5 818 074	
05 02 15 03		Exceptional market-support measures for pigmeat	0	0	0	0	0	0	0	0	0	0	0	0	0	0	0	
05 02 15 04	C1	Refunds for eggs	0	8 140	0	191 047	13 786	324 966	0	1 656	4 220	3 879	0	2 160	15 932	0	1 818 924	
05 02 15 05	C1	Refunds for poultrymeat	0	779 001	0	133 952	0	115 949	402 456	560 253	0	946	0	0	349	0	79 306 588	
05 02 15 06	C1	Specific aid for bee-keeping	17 408	1 806 359	6 987	170 969	750 000	2 301 766	1 052 451	3 404 672	349 367	636 414	100 413	231 412	745 871	0	28 851 434	
05 02 15 07		Exceptional market-support measures for the poultrymeat and eggs sector	0	0	0	0	0	0	0	0	0	0	0	0	0	0	0	
05 02 15 99	C1	Other measures (pigmeat, poultry, eggs, bee-keeping, other animal products)	0	0	0	0	0	0	3 010	0	0	0	0	0	0	0	3 010	
05 02 15	C1	Pigmeat, eggs and poultry, bee-keeping and other animal products	17 408	2 700 258	6 987	553 740	997 396	6 862 802	5 240 664	3 966 581	677 802	657 531	141 661	270 371	1 166 671	0	134 421 301	
05 02	C1		518 416	66 158 891	1 045 419	88 937 556	29 317 526	365 975 370	124 773 978	114 196 622	8 778 393	9 597 980	16 357 812	20 333 141	51 685 752	1 326 313	3 228 708 688	
05 02	C4	Interventions in agricultural markets	0	0	0	17 342 865	0	0	3 021 402	0	0	0	0	3 600 555	6 781 368	0	166 535 565	
05 02	C5		0	24 353	0	0	0	63 412	977 227	93 902	0	0	0	0	72 275	0	10 767 945	
05 02	C1, C4, C5		518 416	66 183 245	1 045 419	106 280 421	29 317 526	366 038 782	128 772 607	114 290 524	8 778 393	9 597 980	16 357 812	23 933 696	58 539 395	1 326 313	3 406 012 198	
05 03 01 01	C1	SPS (single payment scheme)	17 235 936	0	4 282 161	780 518 713	633 943 949	0	393 596 347	0	99 081 717	0	486 581 526	648 561 836	3 249 775 683	0	30 407 400 000	
05 03 01 01	C4		0	0	0	0	0	0	0	0	0	0	0	0	0	0	242 413 212	
05 03 01 01	C5		17 040 264	0	0	636 033	0	0	0	517 273	0	1 245 653	0	17 396	162 968	5 017 818	0	430 715 374
05 03 01 01	C1, C4, C5		34 276 200	0	4 282 161	781 154 746	633 943 949	0	394 113 620	0	100 327 369	0	486 598 922	648 724 804	3 254 793 502	0	31 080 528 585	
05 03 01 02	C1		SAPS (single area payment scheme)	0	955 053 470	0	0	0	2 243 045 527	0	874 907 942	0	288 499 661	0	0	0	0	5 915 681 886
05 03 01 03	C1	Separate sugar payment	0	41 534 791	0	0	0	157 751 695	0	5 011 416	0	19 228 049	0	0	0	0	281 153 378	
05 03 01 04	C1	Separate fruit and vegetables payment	0	4 596 753	0	0	0	6 633 938	0	0	0	686 885	0	0	0	0	12 331 565	

ANNEX 16
 Budget 2012 - EXPENDITURE BY MEMBER STATE, BY ITEM AND BY FUND SOURCE

Commitment Appropriations

In EUROS

Budget line	Fund source	Heading	LU	HU	MT	NL	AT	PL	PT	RO	SI	SK	FI	SE	UK	EU	TOTAL
05 03 01 05	C1	Specific support (Article 68) — Decoupled direct aids	0	31 311 085	0	3 121 941	0	0	10 419 213	0	0	0	0	0	0	0	376 754 994
05 03 01 99	C1	Other (decoupled direct aids)	0	0	0	0	0	0	-589 532	0	0	0	0	0	0	0	-985 393
05 03 01	C1		17 235 936	1 032 496 100	4 282 161	783 640 654	633 943 949	2 407 431 160	403 426 028	879 919 358	99 081 717	308 414 595	486 581 526	648 561 836	3 249 775 683	0	36 992 336 429
05 03 01	C4		0	0	0	0	0	0	0	0	0	0	0	0	0	0	242 413 212
05 03 01	C5	Decoupled direct aids	17 040 264	0	0	636 033	0	0	517 273	0	1 245 653	0	17 396	162 968	5 017 818	0	430 715 374
05 03 01	C1, C4, C5		34 276 200	1 032 496 100	4 282 161	784 276 688	633 943 949	2 407 431 160	403 943 301	879 919 358	100 327 369	308 414 595	486 598 922	648 724 804	3 254 793 502	0	37 665 465 015
05 03 02 01	C1	Crops area payments	0	0	0	246 455	2 975	0	-4 481	0	0	0	1 339	7 161	0	0	3 413 665
05 03 02 04	C1	Supplementary aid for durum wheat: traditional production zones	0	0	0	0	0	0	0	0	0	0	0	0	0	0	-837 551
05 03 02 05	C1	Production aid for seeds	0	0	0	227 035	0	0	142 954	0	0	0	1 049 703	0	0	0	22 416 190
05 03 02 06	C1	Suckler-cow premium	0	0	0	0	66 269 124	0	72 999 485	0	0	0	720	0	4 434	0	933 970 915
05 03 02 07	C1	Additional suckler-cow premium	0	0	0	0	78 715	0	8 511 030	0	0	0	0	0	535	0	49 787 899
05 03 02 08	C1	Beef special premium	0	0	0	0	550	0	0	0	8 900 855	0	18 608	33 764 946	2 720	0	72 725 690
05 03 02 09	C1	Beef slaughter premium — Calves	0	0	0	1 819	1 527	0	874 676	0	0	0	0	0	260	0	7 342 902
05 03 02 10	C1	Beef slaughter premium — Adults	0	0	0	-1 288	17 354	0	7 892 875	0	0	0	0	0	3 029	0	50 473 462
05 03 02 13	C1	Sheep and goat premium	0	0	0	0	0	0	20 931 299	0	0	0	549 173	0	1 579	0	22 339 531
05 03 02 14	C1	Sheep and goat supplementary premium	0	0	0	0	0	0	6 688 088	0	0	0	179 182	0	526	0	6 823 711
05 03 02 18	C1	Payments to starch potato producers	0	0	0	27 054 950	3 089 408	0	0	0	0	0	2 262 683	3 625 760	0	0	100 486 519
05 03 02 19	C1	Area aid for rice	0	0	0	0	0	0	10 185 957	0	0	0	0	0	0	0	152 840 127
05 03 02 21	C1	Aid for olive groves	0	0	0	0	0	0	0	0	0	0	0	0	0	0	1 260 495
05 03 02 22	C1	Tobacco aid	0	0	0	0	0	0	0	0	0	0	0	0	0	0	97 587
05 03 02 23	C1	Hops area aid	0	0	0	0	0	0	0	0	0	0	0	0	0	0	0
05 03 02 24	C1	Specific quality premium for durum wheat	0	0	0	0	0	0	0	0	0	0	0	0	0	0	-161 359
05 03 02 25	C1	Protein crop premium	0	0	0	-18	0	0	140 695	0	24 970	0	1 516	80	6 328 626	0	43 563 671
05 03 02 26	C1	Area payments for nuts	0	0	0	0	1	0	4 785 680	0	20 350	0	0	0	10 632	0	87 713 610
05 03 02 27	C1	Aid for energy crops	0	-50 852	0	0	0	24 760	0	53 797	0	-180	3 168	227	61 040	0	200 581
05 03 02 28	C1	Aid for silkworms	0	0	0	0	0	0	0	0	0	0	0	0	0	0	355 981
05 03 02 36	C1	Payments for specific types of farming and quality production	0	0	0	0	0	0	22 079	0	2 104	0	4 665	2 966 473	25 290 887	0	113 883 128
05 03 02 39	C1	Additional amount for sugar beet and cane producers	0	0	0	0	0	0	0	0	0	0	0	0	0	0	23 007 419
05 03 02 40	C1	Area aid for cotton	0	0	0	0	0	0	0	0	0	0	0	0	0	0	245 811 754
05 03 02 41	C1	Transitional fruit and vegetables payment — Tomatoes	0	0	0	0	0	0	15 172 948	844 595	0	332 099	0	0	0	0	20 434 489
05 03 02 42	C1	Transitional fruit and vegetables payment - Other products than tomatoes	0	0	0	0	0	0	0	0	0	0	0	0	0	0	34 727 616
05 03 02 43	C1	Transitional soft fruit payment	0	19 740	0	0	0	10 758 552	0	0	0	0	0	0	0	0	10 957 126
05 03 02 44	C1	Specific support (Article 68) — Coupled direct aids	0	45 845 395	0	8 148 841	11 144 599	39 585 329	13 172 074	25 540 912	6 869 392	10 614 088	43 365 407	0	0	0	785 514 107
05 03 02 50	C1	POSEI — EU support programmes	0	0	0	0	0	0	79 984 600	0	0	0	0	0	0	0	411 085 342
05 03 02 51	C1	POSEI — Other direct aids and earlier regimes	0	0	0	0	0	0	9 554	0	0	0	0	0	0	0	9 554
05 03 02 52	C1	POSEI — Aegean Islands	0	0	0	0	0	0	0	0	0	0	0	0	0	0	17 898 230
05 03 02 99	C1	Other (direct aids)	0	0	0	8 054	5 523	0	-245 499	0	0	0	222	0	-60 717	0	-4 215 608
05 03 02	C1	Other direct aids	0	45 814 283	0	35 685 847	80 609 774	50 368 640	241 264 013	26 439 304	15 817 671	10 946 007	47 436 385	40 364 647	31 643 553	0	3 213 926 784
05 03 03 00	C1	Additional amounts of aid	0	0	0	448	5 323	0	494 496	0	0	0	772	0	184 505	0	638 402
05 03 03	C1	Additional amounts of aid	0	0	0	448	5 323	0	494 496	0	0	0	772	0	184 505	0	638 402
05 03	C1		17 235 936	1 078 310 382	4 282 161	819 326 949	714 559 046	2 457 799 800	645 184 538	906 358 662	114 899 388	319 360 602	534 018 683	688 926 483	3 281 603 741	0	40 206 901 615
05 03	C4	Direct aids	0	0	0	0	0	0	0	0	0	0	0	0	0	0	242 413 212
05 03	C5		17 040 264	0	0	636 033	0	0	517 273	0	1 245 653	0	17 396	162 968	5 017 818	0	430 715 374
05 03	C1, C4, C5		34 276 200	1 078 310 382	4 282 161	819 962 982	714 559 046	2 457 799 800	645 701 811	906 358 662	116 145 041	319 360 602	534 036 079	689 089 451	3 286 621 560	0	40 880 030 201
05 04 01 14	C1	Rural development financed by the EAGGF Guarantee Section — Programming period 2000 to 2006	0	0	0	0	0	0	-3 690	0	0	0	-3 874	-230	-30 961	0	-2 798 803
05 04 01	C1	Rural development financed by the EAGGF Guarantee Section — Programming period 2000 to 2006	0	0	0	0	0	0	-3 690	0	0	0	-3 874	-230	-30 961	0	-2 798 803
05 04 03 02		Plant and animal genetic resources — Completion of earlier measures	0	0	0	0	0	0	0	0	0	0	0	0	0	0	0
05 04 03		Other measures	0	0	0	0	0	0	0	0	0	0	0	0	0	0	0
05 04	C1	Rural development	0	0	0	0	0	0	-3 690	0	0	0	-3 874	-230	-30 961	0	-2 798 803

ANNEX 16
 Budget 2012 - EXPENDITURE BY MEMBER STATE, BY ITEM AND BY FUND SOURCE

Commitment Appropriations

In EUROS

Budget line	Fund source	Heading	LU	HU	MT	NL	AT	PL	PT	RO	SI	SK	FI	SE	UK	EU	TOTAL
05 07 01 02	C1	Monitoring and preventive measures — Direct payments by the European Union Accounting clearance of previous years' accounts with regard to shared management expenditure under the EAGGF Guarantee Section (previous measures) and under the EAGF Conformity clearance of previous years' accounts with regard to shared management expenditure under the EAGGF Guarantee Section (previous measures) and under the EAGF	0	0	0	0	0	0	0	0	0	0	0	0	0	6 499 202	6 499 202
05 07 01 06	C1	Monitoring and preventive measures — Direct payments by the European Union Accounting clearance of previous years' accounts with regard to shared management expenditure under the EAGGF Guarantee Section (previous measures) and under the EAGF Conformity clearance of previous years' accounts with regard to shared management expenditure under the EAGGF Guarantee Section (previous measures) and under the EAGF	159 802	-414 118	0	1 231 335	0	-212 561	1 092 273	-45 371	0	-46	-5 652	191 919	6 553 579	0	28 526 846
05 07 01 07	C1	Monitoring and preventive measures — Direct payments by the European Union Accounting clearance of previous years' accounts with regard to shared management expenditure under the EAGGF Guarantee Section (previous measures) and under the EAGF Conformity clearance of previous years' accounts with regard to shared management expenditure under the EAGGF Guarantee Section (previous measures) and under the EAGF	0	0	0	0	0	0	0	1 725 747	0	0	0	0	0	0	36 208 259
05 07 01	C1	Control of agricultural expenditure	159 802	-414 118	0	1 231 335	0	-212 561	1 092 273	1 680 376	0	-46	-5 652	191 919	6 553 579	6 499 202	71 234 307
05 07 02 00	C1	Settlement of disputes	0	0	288 000	0	0	12 449 000	0	0	393 000	3 634 000	0	0	0	0	39 134 000
05 07 02	C1	Settlement of disputes	0	0	288 000	0	0	12 449 000	0	0	393 000	3 634 000	0	0	0	0	39 134 000
05 07	C1	Audit of agricultural expenditure	159 802	-414 118	288 000	1 231 335	0	12 236 439	1 092 273	1 680 376	393 000	3 633 954	-5 652	191 919	6 553 579	6 499 202	110 368 307
05 08 01	C1	Farm Accountancy Data Network (FADN)	0	0	0	0	0	0	0	0	0	0	0	0	0	14 281 020	14 281 020
05 08 02	C1	Surveys on the structure of agricultural holdings	0	0	0	0	0	0	0	0	0	0	0	0	0	19 913 904	19 913 904
05 08 03	C1	Restructuring of systems for agricultural surveys	0	0	0	0	0	0	0	0	0	0	0	0	0	1 511 000	1 511 000
05 08 06	C1	Enhancing public awareness of the common agricultural policy	0	0	0	0	0	0	0	0	0	0	0	0	0	7 905 658	7 905 658
05 08 09	C1	European Agricultural Guarantee Fund (EAGF) — Operational technical assistance	0	0	0	0	0	0	0	0	0	0	0	0	0	1 464 808	1 464 808
05 08	C1	Policy strategy and coordination of the Agriculture and rural development policy area	0	0	0	0	0	0	0	0	0	0	0	0	0	45 076 390	45 076 390
05	C1	Agriculture and rural development	17 914 154	1 144 055 155	5 615 580	909 495 839	743 876 572	2 836 011 609	771 047 099	1 022 235 660	124 070 781	332 592 536	550 366 969	709 451 314	3 339 812 111	60 925 363	43 596 279 656
05	C4		0	0	0	17 342 865	0	0	3 021 402	0	0	0	0	3 600 555	6 781 368	0	408 948 777
05	C5		17 040 264	24 353	0	636 033	0	63 412	1 494 500	93 902	1 245 653	0	17 396	162 968	5 090 093	0	441 483 319
05	C1, C4, C5		34 954 418	1 144 079 509	5 615 580	927 474 738	743 876 572	2 836 075 021	775 563 001	1 022 329 563	125 316 434	332 592 536	550 384 365	713 214 837	3 351 683 572	60 925 363	44 446 711 751
11 01 04 08	C1	European Agricultural Guarantee Fund (EAGF) — Non-operational technical assistance	0	0	0	0	0	0	0	0	0	0	0	0	0	529 453	529 453
11 01 04	C1	Support expenditure for operations in the Maritime affairs and fisheries policy area	0	0	0	0	0	0	0	0	0	0	0	0	0	529 453	529 453
11 01	C1	Administrative expenditure of the Maritime affairs and fisheries policy area	0	0	0	0	0	0	0	0	0	0	0	0	0	529 453	529 453
11 02 01 01	C1	Intervention in fishery products — New measures	0	0	0	0	0	0	0	0	0	0	0	0	0	14 946 689	14 946 689
11 02 01	C1	Intervention in fishery products	0	0	0	0	0	0	0	0	0	0	0	0	0	14 946 689	14 946 689
11 02 03 01	C1	Fisheries programme for the outermost regions — New measures	0	0	0	0	0	0	0	0	0	0	0	0	0	14 996 768	14 996 768
11 02 03	C1	Fisheries programme for the outermost regions	0	0	0	0	0	0	0	0	0	0	0	0	0	14 996 768	14 996 768
11 02	C1	Fisheries markets	0	0	0	0	0	0	0	0	0	0	0	0	0	29 943 457	29 943 457
11	C1	Maritime affairs and fisheries	0	0	0	0	0	0	0	0	0	0	0	0	0	30 472 910	30 472 910

ANNEX 16
 Budget 2012 - EXPENDITURE BY MEMBER STATE, BY ITEM AND BY FUND SOURCE

Commitment Appropriations

In EUROS

Budget line	Fund source	Heading	LU	HU	MT	NL	AT	PL	PT	RO	SI	SK	FI	SE	UK	EU	TOTAL
17 01 04 01	C1	Plant-health measures — Expenditure on administrative management	0	0	0	0	0	0	0	0	0	0	0	0	0	597 381	597 381
17 01 04 05	C1	Feed and food safety and related activities — Expenditure on administrative management	0	0	0	0	0	0	0	0	0	0	0	0	0	652 336	652 336
17 01 04 07	C1	Animal disease eradication and emergency fund — Expenditure on administrative management	0	0	0	0	0	0	0	0	0	0	0	0	0	224 052	224 052
17 01 04 31	C1	Executive Agency for Health and Consumers — Contribution from programmes under Heading 2	0	0	0	0	0	0	0	0	0	0	0	0	0	1 170 000	1 170 000
17 01 04	C1	Support expenditure for operations of Health and consumer protection policy area	0	0	0	0	0	0	0	0	0	0	0	0	0	2 643 768	2 643 768
17 01	C1	Administrative expenditure of Health and consumer protection policy area	0	0	0	0	0	0	0	0	0	0	0	0	0	2 643 768	2 643 768
17 03 02 00		Community tobacco fund — Direct payments by the European Union	0	0	0	0	0	0	0	0	0	0	0	0	0	0	0
17 03 02		Community tobacco fund — Direct payments by the European Union	0	0	0	0	0	0	0	0	0	0	0	0	0	0	0
17 03		Public health	0	0	0	0	0	0	0	0	0	0	0	0	0	0	0
17 04 01 01	C1	Animal disease eradication and monitoring progr & monit. of the physical cond. of animals that could pose a public health risk linked to an ext. — New measures	0	0	0	0	0	0	0	0	0	0	0	0	0	201 355 410	201 355 410
17 04 01 01	C5	Animal disease eradication and monitoring programmes and monitoring of the physical conditions of animals that could pose a public health risk linked to an external factor	0	0	0	0	0	0	0	0	0	0	0	0	0	822 848	822 848
17 04 01 01	C1, C5	Animal disease eradication and monitoring programmes and monitoring of the physical conditions of animals that could pose a public health risk linked to an external factor	0	0	0	0	0	0	0	0	0	0	0	0	0	202 178 258	202 178 258
17 04 01	C1	Animal disease eradication and monitoring programmes and monitoring of the physical conditions of animals that could pose a public health risk linked to an external factor	0	0	0	0	0	0	0	0	0	0	0	0	0	201 355 410	201 355 410
17 04 01	C5	Animal disease eradication and monitoring programmes and monitoring of the physical conditions of animals that could pose a public health risk linked to an external factor	0	0	0	0	0	0	0	0	0	0	0	0	0	822 848	822 848
17 04 01	C1, C5	Animal disease eradication and monitoring programmes and monitoring of the physical conditions of animals that could pose a public health risk linked to an external factor	0	0	0	0	0	0	0	0	0	0	0	0	0	202 178 258	202 178 258
17 04 02 01	C1	Other measures in the veterinary, animal welfare and public health field — New measures	0	0	0	0	0	0	0	0	0	0	0	0	0	18 857 507	18 857 507
17 04 02 01	C4	Other measures in the veterinary, animal welfare and public health field	0	0	0	0	0	0	0	0	0	0	0	0	0	10 069	10 069
17 04 02 01	C1, C4	Other measures in the veterinary, animal welfare and public health field	0	0	0	0	0	0	0	0	0	0	0	0	0	18 867 576	18 867 576
17 04 02	C1	Other measures in the veterinary, animal welfare and public health field	0	0	0	0	0	0	0	0	0	0	0	0	0	18 857 507	18 857 507
17 04 02	C4	Other measures in the veterinary, animal welfare and public health field	0	0	0	0	0	0	0	0	0	0	0	0	0	10 069	10 069
17 04 02	C1, C4	Other measures in the veterinary, animal welfare and public health field	0	0	0	0	0	0	0	0	0	0	0	0	0	18 867 576	18 867 576
17 04 03 01	C1	Emergency fund for veterinary complaints and other animal contaminations which are a risk to public health — New measures	0	0	0	0	0	0	0	0	0	0	0	0	0	2 613 487	2 613 487
17 04 03	C1	Emergency fund for veterinary complaints and other animal contaminations which are a risk to public health	0	0	0	0	0	0	0	0	0	0	0	0	0	2 613 487	2 613 487
17 04 04 01	C1	Plant health measures — New measures	0	0	0	0	0	0	0	0	0	0	0	0	0	12 800 000	12 800 000
17 04 04	C1	Plant health measures	0	0	0	0	0	0	0	0	0	0	0	0	0	12 800 000	12 800 000
17 04 07 01	C1	Feed and food safety and related activities — New measures	0	0	0	0	0	0	0	0	0	0	0	0	0	28 954 334	28 954 334
17 04 07 01	C4	Feed and food safety and related activities	0	0	0	0	0	0	0	0	0	0	0	0	0	39 135	39 135
17 04 07 01	C5	Feed and food safety and related activities	0	0	0	0	0	0	0	0	0	0	0	0	0	313 646	313 646
17 04 07 01	C1, C4, C5	Feed and food safety and related activities	0	0	0	0	0	0	0	0	0	0	0	0	0	29 307 115	29 307 115
17 04 07	C1	Feed and food safety and related activities	0	0	0	0	0	0	0	0	0	0	0	0	0	28 954 334	28 954 334
17 04 07	C4	Feed and food safety and related activities	0	0	0	0	0	0	0	0	0	0	0	0	0	39 135	39 135
17 04 07	C5	Feed and food safety and related activities	0	0	0	0	0	0	0	0	0	0	0	0	0	313 646	313 646
17 04 07	C1, C4, C5	Feed and food safety and related activities	0	0	0	0	0	0	0	0	0	0	0	0	0	29 307 115	29 307 115
17 04	C1	Food and feed safety, animal health, animal welfare and plant health	0	0	0	0	0	0	0	0	0	0	0	0	0	264 580 739	264 580 739
17 04	C4	Food and feed safety, animal health, animal welfare and plant health	0	0	0	0	0	0	0	0	0	0	0	0	0	49 204	49 204
17 04	C5	Food and feed safety, animal health, animal welfare and plant health	0	0	0	0	0	0	0	0	0	0	0	0	0	1 136 495	1 136 495
17 04	C1, C4, C5	Food and feed safety, animal health, animal welfare and plant health	0	0	0	0	0	0	0	0	0	0	0	0	0	265 766 437	265 766 437

ANNEX 16
 Budget 2012 - EXPENDITURE BY MEMBER STATE, BY ITEM AND BY FUND SOURCE

Commitment Appropriations

In EUROS

Budget line	Fund source	Heading	LU	HU	MT	NL	AT	PL	PT	RO	SI	SK	FI	SE	UK	EU	TOTAL	
17	C1	Health and consumer protection	0	0	0	0	0	0	0	0	0	0	0	0	0	0	267 224 507	267 224 507
17	C4		0	0	0	0	0	0	0	0	0	0	0	0	0	0	49 204	49 204
17	C5		0	0	0	0	0	0	0	0	0	0	0	0	0	0	1 136 495	1 136 495
17	C1, C4, C5		0	0	0	0	0	0	0	0	0	0	0	0	0	0	268 410 206	268 410 206
Sub-total EAGF Expenditure Fund source C1			17 914 154	1 144 055 155	5 615 580	909 495 839	743 876 572	2 836 011 609	771 047 099	1 022 235 660	124 070 781	332 592 536	550 366 969	709 451 314	3 339 812 111	358 622 779	43 893 977 072	
Sub-total EAGF Expenditure Fund source C4			0	0	0	17 342 865	0	0	3 021 402	0	0	0	0	3 600 555	6 781 368	49 204	408 997 981	
Sub-total EAGF Expenditure Fund source C5			17 040 264	24 353	0	636 033	0	63 412	1 494 500	93 902	1 245 653	0	17 396	162 968	5 090 093	1 136 495	442 619 813	
TOTAL 2012 EAGF EXPENDITURE BY MEMBER STATE			34 954 418	1 144 079 509	5 615 580	927 474 738	743 876 572	2 836 075 021	775 563 001	1 022 329 563	125 316 434	332 592 536	550 384 365	713 214 837	3 351 683 572	359 808 478	44 745 594 866	
05 02 16 01	C4	Sugar Restructuring Fund	0	-2 307	0	0	0	0	0	0	0	0	0	0	0	0	-22 993 577	
05 02 16 01	C5		0	21 311 462	0	77 167	19 549	11 672 613	117 763	0	0	0	1 946 486	2 735 049	0	0	132 691 519	
05 02 16 01	C4, C5		0	21 309 155	0	77 167	19 549	11 672 613	117 763	0	0	0	1 946 486	2 735 049	0	0	109 697 942	
05 02 16 02	C5	Clearance with regard to the Sugar Restructuring Fund	0	0	0	0	0	0	0	0	0	0	0	0	0	0	585	
05 02 16	C4		0	-2 307	0	0	0	0	0	0	0	0	0	0	0	0	-22 993 577	
05 02 16	C5	Sugar Restructuring Fund	0	21 311 462	0	77 167	19 549	11 672 613	117 763	0	0	0	1 946 486	2 735 049	0	0	132 692 105	
05 02 16	C4, C5		0	21 309 155	0	77 167	19 549	11 672 613	117 763	0	0	0	1 946 486	2 735 049	0	0	109 698 527	
05 02 17 01		Support for farmers' cooperatives	0	0	0	0	0	0	0	0	0	0	0	0	0	0	0	
05 02 17 02		European farm prices and margins observatory	0	0	0	0	0	0	0	0	0	0	0	0	0	0	0	
05 02 17 03		Support for farmers' & consumers' initiatives for low carbon emission, low energy consumption & locally marketed food production	0	0	0	0	0	0	0	0	0	0	0	0	0	0	0	
05 02 17 07		Measures to combat speculation in agricultural commodities	0	0	0	0	0	0	0	0	0	0	0	0	0	0	0	
05 02 17		Pilot projects. Support for farmers	0	0	0	0	0	0	0	0	0	0	0	0	0	0	0	
05 08 10		Pilot project — Assessing end-user costs of compliance with EU legislation in the fields of environment, animal welfare & food safety	0	0	0	0	0	0	0	0	0	0	0	0	0	0	0	
05 08 11		Pilot project — Exchanging best practice for cross compliance simplification	0	0	0	0	0	0	0	0	0	0	0	0	0	0	0	
Sub-total Expenditure Fund source C1			17 914 154	1 144 055 155	5 615 580	909 495 839	743 876 572	2 836 011 609	771 047 099	1 022 235 660	124 070 781	332 592 536	550 366 969	709 451 314	3 339 812 111	358 622 779	43 893 977 072	
Sub-total Expenditure Fund source C4			0	-2 307	0	17 342 865	0	0	3 021 402	0	0	0	0	3 600 555	6 781 368	49 204	386 004 403	
Sub-total Expenditure Fund source C5			17 040 264	21 335 816	0	713 200	19 549	11 736 026	1 612 262	93 902	1 245 653	0	1 963 882	2 898 016	5 090 093	1 136 495	575 311 918	
TOTAL 2012 EXPENDITURE BY MEMBER STATE			34 954 418	1 165 388 664	5 615 580	927 551 905	743 896 120	2 847 747 635	775 680 764	1 022 329 563	125 316 434	332 592 536	552 330 852	715 949 886	3 351 683 572	359 808 478	44 855 293 393	
			LU	HU	MT	NL	AT	PL	PT	RO	SI	SK	FI	SE	UK	EU	TOTAL	

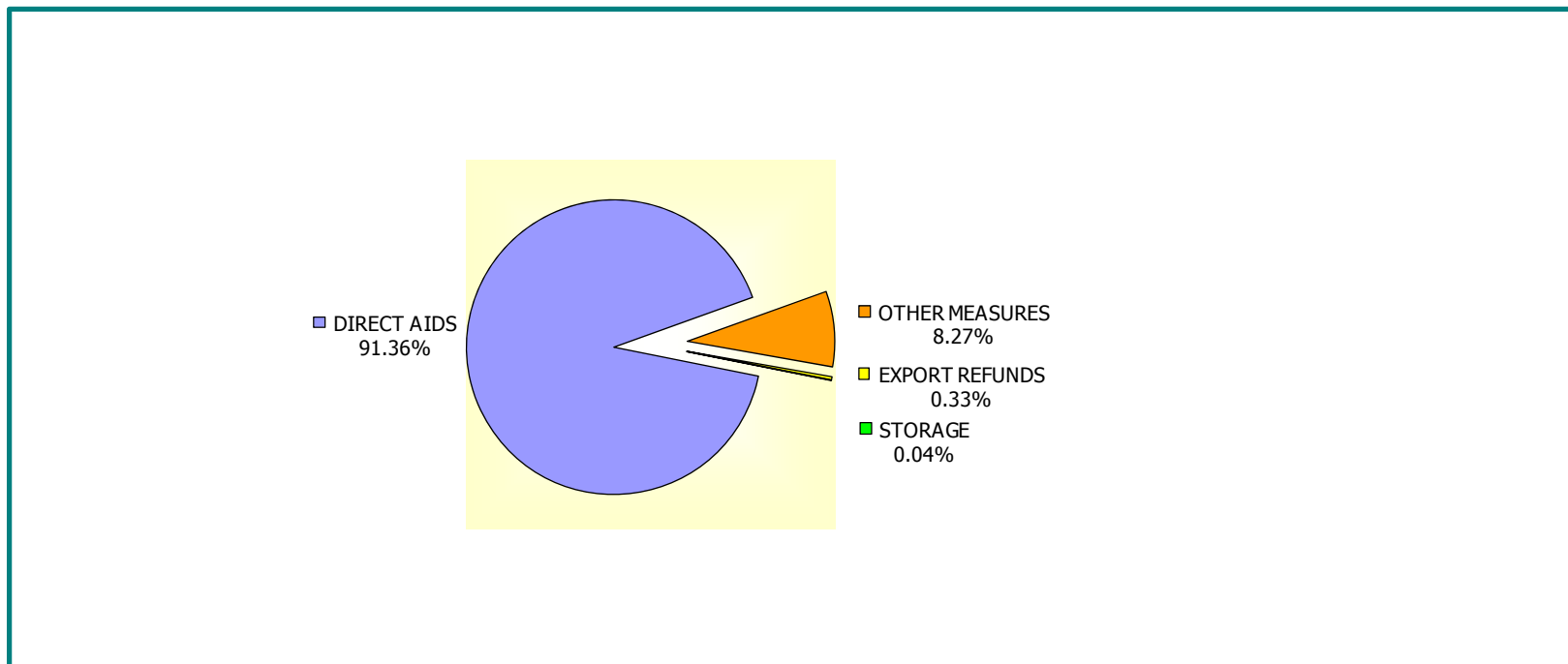
ANNEX 17

BREAKDOWN of 2012 EAGF EXPENDITURE

Commitment Appropriations

In EUR million

2012 EAGF EXPENDITURE	TOTAL		EXPORT REFUNDS		STORAGE		DIRECT AIDS		OTHER MEASURES	
	Value	Percentage	Value	Percentage	Value	Percentage	Value	Percentage	Value	Percentage
	44 745.59		146.67	0.33%	17.38	0.04%	40 880.03	91.36%	3 701.51	8.27%



ANNEX 18

EAGF 2012 EXPENDITURE BY SECTOR according to the economic nature of the measures

Commitment Appropriations										In EUR million	
MEASURE	TOTAL EXPENDITURE	% (1)	EXPORT REFUNDS	% (2)	STORAGE	% (2)	DIRECT AIDS	% (2)	OTHER MEASURES	% (2)	
SPS - Single Payment Scheme	31 080.529	69.46%	-	-	-	-	31 080.529	76.03%	-	-	
SAPS - Single Area Payment Scheme	5 915.682	13.22%	-	-	-	-	5 915.682	14.47%	-	-	
Separate SUGAR Payment	281.153	0.63%	-	-	-	-	281.153	0.69%	-	-	
Separate FRUIT AND VEGETABLES Payment	12.332	0.03%	-	-	-	-	12.332	0.03%	-	-	
SPECIFIC SUPPORT (article 68) - decoupled direct aids	376.755	0.84%	-	-	-	-	376.755	0.92%	-	-	
Other (decoupled direct aids)	-0.985	0.00%	-	-	-	-	-0.985	0.00%	-	-	
OTHER DIRECT AIDS	3 213.927	7.18%	-	-	-	-	3 213.927	7.86%	-	-	
ADDITIONAL AMOUNTS OF AID	0.638	0.00%	-	-	-	-	0.638	0.00%	-	-	
CEREALS	41.873	0.09%	0.222	0.15%	1.575	9.06%	-	-	40.077	1.08%	
SUGAR	-0.234	0.00%	-0.005	0.00%	-	-	-	-	-0.230	-0.01%	
OLIVE OIL	55.349	0.12%	-	-	12.190	70.12%	-	-	43.158	1.17%	
DRIED FODDER	99.013	0.22%	-	-	-	-	-	-	99.013	2.67%	
FLAX AND HEMP	15.044	0.03%	-	-	0.045	0.26%	-	-	14.999	0.41%	
COTTON	10.117	0.02%	-	-	-	-	-	-	10.117	0.27%	
HOPS	2.277	0.01%	-	-	-	-	-	-	2.277	0.06%	
FRUITS AND VEGETABLES	1 071.205	2.39%	0.137	0.09%	-	-	-	-	1 071.068	28.94%	
PRODUCTS OF THE WINE-GROWING SECTOR	1 072.050	2.40%	0.078	0.05%	0.148	0.85%	-	-	1 071.825	28.96%	
TOBACCO	-	-	-	-	-	-	-	-	-	-	
RICE	-	-	-	-	-	-	-	-	-	-	
MILK AND MILK PRODUCTS	67.010	0.15%	0.173	0.12%	-2.391	-13.75%	-	-	69.228	1.87%	
BEEF AND VEAL	37.335	0.08%	37.193	25.36%	-	-	-	-	0.142	0.00%	
SHEEPM EAT AND GOATMEAT	-	-	-	-	-	-	-	-	-	-	
PIGMEAT, EGGS, POULTRY and BEEKEEPING	134.421	0.30%	99.749	68.01%	5.818	33.47%	-	-	28.854	0.78%	
FISH	30.473	0.07%	-	-	-	-	-	-	30.473	0.82%	
NON-ANNEX I PRODUCTS	9.124	0.02%	9.124	6.22%	-	-	-	-	-	-	
FOOD PROGRAMMES	515.071	1.15%	-	-	-	-	-	-	515.071	13.92%	
POSEI	227.654	0.51%	-	-	-	-	-	-	227.654	6.15%	
RURAL DEVELOPMENT (ex-EAGGF Guarantee Section)	-2.799	-0.01%	-	-	-	-	-	-	-2.799	-0.08%	
POLICY STRATEGY AND COORDINATION	45.076	0.10%	-	-	-	-	-	-	45.076	1.22%	
AUDIT OF AGRICULTURAL EXPENDITURE	71.234	0.16%	-	-	-	-	-	-	71.234	1.92%	
SETTLEMENT OF DISPUTES	39.134	0.09%	-	-	-	-	-	-	39.134	1.06%	
PROMOTION ACTIONS	48.713	0.11%	-	-	-	-	-	-	48.713	1.32%	
VETERINARY MEASURES	268.410	0.60%	-	-	-	-	-	-	268.410	7.25%	
OTHER MEASURES / OTHER PRODUCTS (3)	8.013	0.02%	-	-	-	-	-	-	8.013	0.22%	
Sub-total FUND SOURCE C1 Expenditure (*)	43 893.977	-	146.670	-	17.385	-	40 206.902	-	3 523.021	-	
Sub-total FUND SOURCE C4 Expenditure (**)	408.998	-	-	-	-	-	242.413	-	166.585	-	
Sub-total FUND SOURCE C5 Expenditure (***)	442.620	-	-	-	-	-	430.715	-	11.904	-	
TOTAL 2012 EAGF EXPENDITURE	44 745.595		146.670		17.385		40 880.030		3 701.510		
Sugar Restructuring Fund (**) (****)	109.699	-	-	-	-	-	-	-	109.699	-	
Pilot Projects (4)	0.000	-	-	-	-	-	-	-	0.000	-	
TOTAL 2012 EXPENDITURE	44 855.293		146.670		17.385		40 880.030		3 811.208		

(*) EAGF 2012 EXPENDITURE funded by initial budget appropriations - Fund source C1.

(**) EAGF 2012 EXPENDITURE funded by assigned revenue collected in 2012 - Fund source C4.

(***) EAGF 2012 EXPENDITURE funded by assigned revenue carried over from 2011 - Fund source C5.

(****) Payments made on the basis of the assigned revenue foreseen in article 11 of Regulation 320/2006 (Temporary restructuring amounts in the sugar sector)

(1) % Total EAGF expenditure

(2) % Total EAGF Sector expenditure

(3) Other measures (05 02 11 99) & Support of administrative expenditure Agriculture Policy Area (05 01 04 01)

(4) Pilot projects: 05 02 17, 05 08 10 and 05 08 11 (for the headings, see annex 8)

ANNEX 19

QUANTITIES AND VALUE OF THE PRODUCTS IN THE PUBLIC INTERVENTION STORES OF THE INTERVENTION AGENCIES (*)

PRODUCTS	Situation at 30.09.2010 (1)			Situation at 30.09.2011 (1)			Situation at 30.09.2012 (1)		
	Quantities (tonnes)	Accounting value (Mio €)	% of the accounting value	Quantities (tonnes)	Accounting value (Mio €)	% of the accounting value	Quantities (tonnes)	Accounting value (Mio €)	% of the accounting value
Bread making quality wheat	234 577	23.71	2.7%	0	0.00	0.0%	0	0.00	0.0%
Barley	5 326 165	540.45	61.2%	165 326	16.72	14.2%	9 003	0.91	100.0%
Rye	0	0.00	0.0%	0	0.00	0.0%	0	0.00	0.0%
Sorghum	0	0.00	0.0%	0	0.00	0.0%	0	0.00	0.0%
Maize	3 142	0.32	0.0%	0	0.00	0.0%	0	0.00	0.0%
Rice	0	0.00	0.0%	0	0.00	0.0%	0	0.00	0.0%
Total cereals/ rice	5 563 883	564.48	63.9%	165 326	16.72	14.2%	9 003	0.91	100.0%
Skimmed milk powder	197 223	294.16	33.3%	65 663	97.85	83.0%	0	0.00	0.0%
Butter	1 545	3.34	0.4%	796	1.74	1.5%	0	0.00	0.0%
Total milk products	198 769	297.51	33.7%	66 459	99.58	84.5%	0	0.00	0.0%
White sugar	9	0.00	0.0%	0	0.00	0.0%	0	0.00	0.0%
Row sugar	0	0.00	0.0%	0	0.00	0.0%	0	0.00	0.0%
Total sugar	9	0.00	0.0%	0	0.00	0.0%	0	0.00	0.0%
Beef meat in quarters	0	0.00	0.0%	0	0.00	0.0%	0	0.00	0.0%
Boned beef meat (2)	0	0.00	0.0%	0	0.00	0.0%	0	0.00	0.0%
Total beef meat (2)	0.0	0.00	0.0%	0.0	0.00	0.0%	0.0	0.00	0.0%
Alcohol (hl)	629 910	21.38	2.4%	55 204	1.54	1.3%	0	0.00	0.0%
TOTAL		883.37	100.0%		117.84	100.0%		0.91	100.0%

(*) The complementary depreciations at the end of the exercise are taken into consideration

(1) Regulations (EC) Nos 883/2006, 884/2006 & 885/2006 provide that the 2nd category of expenditure to be declared under a budget year is calculated on the basis of the intervention operations in the period from October to September of the following year.

(2) Quantities expressed in carcass equivalent.

ANNEX 20

EVOLUTION OF EUROPEAN AGRICULTURAL GUARANTEE FUND EXPENDITURE BY ARTICLE - 2007 to 2012 FINANCIAL YEARS

Commitment Appropriations		In EUR million					
Budget Line	MEASURE	2007	2008	2009	2010	2011	2012
05 01 04	Support expenditure of Policy Area Agriculture and Rural Development	6.44	7.80	7.76	7.56	8.44	8.02
05 01	ADMINISTRATIVE AGRICULTURAL EXPENDITURE	6.44	7.80	7.76	7.56	8.44	8.02
05 02 01	Cereals	-133.32	-51.30	65.06	135.07	-156.22	41.87
05 02 02	Rice	-0.70	0.00	-0.03	0.00	0.01	0.00
05 02 03	Refunds on non-Annex I products	185.16	118.12	89.68	127.74	127.74	9.12
05 02 04	Other direct aids	10.00	10.00	10.00	10.00	10.00	10.00
05 02 05	Support programmes	455.46	475.55	446.96	499.99	475.20	512.23
05 02 06	Olive oil	64.40	45.15	54.49	44.15	55.35	44.15
05 02 07	Textile plants	20.05	20.99	21.11	20.81	30.28	25.16
05 02 08	Fruit and vegetables	1 249.85	1 153.04	793.66	836.72	1 127.88	1 071.21
05 02 09	Products of the wine-growing sector	1 460.60	1 311.73	1 392.44	1 447.25	1 447.25	1 071.21
05 02 10	Other plant products/measures	363.46	375.42	352.53	356.47	367.55	328.93
05 02 11	Milk and milk products	638.19	479.99	370.61	529.09	5.08	67.01
05 02 12	Milk and milk products	98.28	47.23	59.34	24.56	37.33	55.65
05 02 13	Sheepmeat and goatmeat	17.03	0.00	0.00	0.00	0.00	0.00
05 02 14	Support expenditure for other animal products	17.03	0.00	0.00	0.00	0.00	0.00
05 02 99	Irregularities (intervention on agricultural markets)	0.00	258.87	196.99	136.15	186.30	134.42
05 02	INTERVENTIONS IN AGRICULTURAL MARKETS	4 867.56	4 159.30	3 986.97	3 983.77	3 344.12	3 406.01
05 03 01	Decoupled direct aids	30 369.05	31 414.47	32 794.10	33 825.04	36 830.39	37 665.47
05 03 02	Other direct aids	6 260.80	5 620.41	5 777.99	5 847.02	3 347.04	3 213.93
05 03 03	Other direct aids of aid	181.06	181.06	181.06	181.06	181.06	181.06
05 03 04	Arbitrary direct aids (outstanding balances, small producers, agri-monetary aids, etc.)	-18.06	33.70	0.00	3.67	0.00	0.04
05 03 99	Irregularities (Agricultural direct aids)	0.00	0.00	0.00	0.00	0.00	0.00
05 03	DIRECT AIDS	37 045.83	37 568.58	39 113.92	39 675.73	40 178.03	40 880.03
05 04 01	Rural development financed by the EAGGF Guarantee Section - Completion of earlier programmes (2000 to 2006)	-30.03	-14.05	-13.28	-7.14	-6.63	-2.80
05 04 03	Transitional instrument for the financing of Rural Development by the EAGGF Guarantee Section for the new Member States. Completion of programmes (2004 to 2006)	0.00	0.00	0.00	0.00	0.00	0.00
05 04 04	Transitional instrument for the financing of Rural Development by the EAGGF Guarantee Section for the new Member States. Completion of programmes (2004 to 2006)	0.00	0.00	0.00	0.00	0.00	0.00
05 04	RURAL DEVELOPMENT (by ex-EAGGF Guarantee Section)	-30.03	-14.05	-13.28	-7.14	-6.63	-2.80
05 07 01	Control of agricultural expenditure	-90.54	-29.52	-108.69	-42.59	-76.45	-71.23
05 07 02	Settlement of disputes	0.01	0.21	35.47	0.00	0.00	39.13
05 07	AUDIT OF AGRICULTURAL EXPENDITURE	-90.54	-29.30	-73.21	-42.59	-76.45	-32.10
05 08 01	Farm Accountancy Data Network (FADN)	12.91	12.68	13.51	13.77	14.23	14.28
05 08 02	Surveys on the structure of agricultural holdings	16.23	8.40	15.25	15.00	0.20	19.91
05 08 03	Financing of systems for agricultural surveys	1.04	1.90	1.94	1.94	1.94	1.94
05 08 05	Completion of earlier measures in the field of information	5.75	6.50	7.88	7.02	7.99	7.51
05 08 06	Completion of earlier measures in the field of information	0.00	0.00	0.00	0.00	0.00	0.00
05 08 07	External study on the impact of Directive 2000/36/EC of the European Parliament and of the Council	0.00	0.00	0.00	0.00	0.00	0.00
05 08 08	European Agricultural Guarantee Fund (EAGF) - Operational technical assistance	0.00	0.00	0.00	0.00	0.00	0.00
05 08 09	European Agricultural Guarantee Fund (EAGF) - Operational technical assistance	0.00	0.00	0.00	0.00	0.00	0.00
05 08	POLICY STRATEGY & COORDINATION OF AGRICULTURE & RURAL DEVELOPMENT POLICY A	36.24	29.37	38.14	38.39	25.13	45.08
11 01 04	Support expenditure for operations in the 'Maritime affairs and fisheries' policy area	0.53	0.53	0.53	0.53	0.53	0.53
11 01	ADMINISTRATIVE EXPENDITURE OF THE MARITIME AFFAIRS AND FISHERIES' POLICY AREA	0.53	0.53	0.53	0.53	0.53	0.53
11 02 01	Intervention in fishery products	10.63	14.92	14.42	15.44	14.96	14.95
11 02 02	Intervention in fishery products	14.49	36.83	15.00	15.00	15.00	15.00
11 02 03	Fisheries operations for the outermost regions	0.00	0.00	0.00	0.00	0.00	0.00
11 02	FISHERIES MARKETS	25.12	51.75	29.42	30.44	29.96	29.94
17 01 04	Support expenditure for veterinary operations	0.87	1.95	2.07	2.02	2.21	2.64
17 01	ADMINISTRATIVE VETERINARY EXPENDITURE	0.87	1.95	2.07	2.02	2.21	2.64
17 03 02	Community tobacco fund - Direct payments by the European Union	13.50	16.84	16.00	16.90	0.00	0.00
17 03	PUBLIC HEALTH	13.50	16.84	16.00	16.90	0.00	0.00
17 04 01	Animal disease eradication and monitoring programmes and monitoring of the physical conditions of animals that pose a public health risk linked to an external factor	203.98	184.45	267.29	274.08	238.02	202.18
17 04 02	Other measures in the veterinary, animal welfare and public health field	14.05	13.60	18.10	15.00	15.00	15.00
17 04 03	Other measures in the veterinary, animal welfare and public health field	9.46	163.90	18.10	15.00	10.01	15.00
17 04 04	Plant health measures	1.46	5.90	16.85	8.29	21.26	12.80
17 04 05	Other measures	0.00	0.00	0.00	0.00	0.00	0.00
17 04 07	Feed and food safety and related activities	16.94	21.02	25.93	30.95	29.54	29.31
17 04	FOOD SAFETY, ANIMAL HEALTH, ANIMAL WELFARE AND PLANT HEALTH	245.89	388.96	346.27	340.94	312.37	265.77
TOTAL EAGF EXPENDITURE		42 120.87	42 181.20	43 454.05	44 046.01	43 970.08	44 745.59
Of which :	EXPENDITURE funded by budget current financial year appropriations - Fund source C1	42 119.71	40 934.19	41 408.17	43 794.08	42 835.19	43 893.98
	EXPENDITURE funded by assigned revenue collected in current financial year - Fund source C4	1.16	87.47	569.77	105.53	225.34	409.00
	EXPENDITURE funded by assigned revenue carried over from previous financial year - Fund source C5	-	1 159.54	1 476.11	146.41	905.55	442.62
05 02 16	Sugar Restructuring Fund (fund sources C4 and C5) (*)	551.44	1 284.10	3 017.69	330.30	187.94	109.70
05 02 08	05.02.08.13: Pilot project - Fruit and vegetable consumption	-	-	-	-	1.00	0.00
05 02 17	Pilot projects. Support for farmers	-	-	-	1.45	0.00	0.00
05 08 10	Pilot project - Assessing end-user costs of compliance with EU legislation in the fields of environment, animal welfare & food safety	-	-	-	-	1.47	0.00
05 08 11	Pilot project - Exchanging best practice for cross compliance simplification	-	-	-	-	-	0.00
TOTAL EXPENDITURE		42 672.31	43 465.30	46 471.74	44 377.77	44 160.48	44 855.29

(*) Payments made on the basis of the assigned revenue foreseen in article 11 of Regulation 320/2006 (Temporary restructuring amounts in the sugar sector)

ANNEX 21
 EVOLUTION OF EAGF EXPENDITURE BY SECTOR AND MEASURE - 2007 to 2012 Financial years

Commitment Appropriations

In EUR million

SECTOR AND MEASURE	2007	2008	2009	2010	2011	2012
DIRECT AIDS						
DECOUPLED DIRECT AIDS	30 369.054	31 414.469	32 794.095	33 825.039	36 830.388	37 665.465
SPS - Single Payment Scheme	28 119.327	28 233.837	28 805.562	29 070.902	31 081.826	31 080.529
SAPS - Single Area Payment Scheme	2 082.983	2 974.387	3 723.437	4 460.928	5 084.280	5 915.682
Separate SUGAR Payment	166.744	206.245	252.936	281.033	270.215	281.153
Separate FRUIT AND VEGETABLES Payment	-	-	12.161	12.176	12.177	12.332
SPECIFIC SUPPORT (article 68) - decoupled direct aids	-	-	-	-	381.891	376.755
Other (decoupled direct aids)	-	-	-	-	-	-0.985
OTHER DIRECT AIDS	6 260.802	5 620.408	5 777.592	5 847.022	3 347.044	3 213.927
ADDITIONAL AMOUNTS OF AID	434.037	533.700	542.232	3.670	0.597	0.638
ANCILLARY DIRECT AIDS	-18.063	-	-	-	-	-
Sub-total DIRECT AIDS	37 045.830	37 568.577	39 113.919	39 675.731	40 178.030	40 880.030
INTERVENTION IN AGRICULTURAL MARKETS (Including Fisheries)						
CEREALS	-133.319	-51.296	65.063	135.067	-156.215	41.873
- Export refunds	41.800	9.701	0.854	-0.372	0.052	0.222
- Storage	-225.827	-100.728	24.079	95.717	-189.472	1.575
- Market measures and other interventions	50.708	39.732	40.129	39.723	33.205	40.077
SUGAR	455.464	475.556	146.955	9.985	2.201	-0.234
- Export refunds	509.342	501.339	179.111	9.796	1.475	-0.005
- Storage	-87.052	-26.747	-32.370	0.432	0.000	-
- Market measures and other interventions	33.174	0.965	0.214	-0.242	0.725	-0.230
OLIVE OIL	64.398	45.145	54.486	53.174	44.154	55.349
- Export refunds	0.188	-	-0.006	-	0.010	-
- Storage	-	0.013	-	7.927	-	12.190
- Market measures and other interventions	64.211	45.133	54.492	45.248	44.144	43.158
FLAX AND HEMP	19.887	20.990	21.016	18.847	20.272	15.044
- Export refunds	-	-	-	-	-	-
- Storage	0.562	1.873	0.407	0.049	1.249	0.045
- Market measures and other interventions	19.326	19.117	20.609	18.799	19.023	14.999
COTTON	0.161	-	0.097	9.967	10.006	10.117
- Market measures and other interventions	0.161	-	0.097	9.967	10.006	10.117
FRUITS AND VEGETABLES	1 249.851	1 153.035	793.663	836.722	1 127.882	1 071.205
- Export refunds	21.744	18.595	5.165	0.388	0.050	0.137
- Storage	0.412	0.093	0.028	-	-	-
- Market measures and other interventions	1 227.695	1 134.347	788.471	836.334	1 127.833	1 071.068
PRODUCTS OF THE WINE-GROWING SECTOR	1 453.068	1 170.002	1 311.716	1 309.240	1 104.263	1 072.050
- Export refunds	14.029	14.538	7.344	0.686	0.297	0.078
- Storage	242.156	202.149	70.843	12.264	1.922	0.148
- Market measures and other interventions	1 196.884	953.316	1 233.529	1 296.290	1 102.044	1 071.825
TOBACCO	7.599	6.280	1.128	0.716	0.379	-
- Market measures and other interventions	7.599	6.280	1.128	0.716	0.379	-
RICE	-0.702	-	-0.032	-	0.007	-
- Export refunds	0.052	-	-0.032	-	0.007	-
- Storage	-0.754	-	-	-	-	-
- Market measures and other interventions	-	-	-	-	-	-
OTHER PRODUCTS / OTHER MEASURES (1)	154.636	136.464	127.137	121.578	143.449	101.280
- Export refunds	-	-	-	-	-	-
- Storage	-	-	-	-	-	-
- Market measures and other interventions	154.636	136.464	127.137	121.578	143.449	101.280
MILK AND MILK PRODUCTS	638.190	147.994	370.613	529.086	5.082	67.010
- Export refunds	513.378	28.832	181.100	186.444	5.419	0.173
- Storage	-36.203	33.891	106.837	-23.288	-64.666	-2.391
- Market measures and other interventions	161.015	85.271	82.676	365.930	64.330	69.228

ANNEX 21

EVOLUTION OF EAGF EXPENDITURE BY SECTOR AND MEASURE - 2007 to 2012 Financial years

Commitment Appropriations

In EUR million

SECTOR AND MEASURE	2007	2008	2009	2010	2011	2012
BEEF AND VEAL	98.281	47.227	59.343	24.556	55.648	37.335
- Export refunds	46.247	33.147	31.640	25.349	55.778	37.193
- Storage	-0.001	-0.002	0.000	-	0.006	-
- Market measures and other interventions	52.035	14.082	27.704	-0.793	-0.136	0.142
SHEEPMEAT AND GOATMEAT	0.026	-	-	-	-	-
- Export refunds	-	-	-	-	-	-
- Storage	-	-	-	-	-	-
- Market measures and other interventions	0.026	-	-	-	-	-
PIGMEAT, EGGS AND POULTRY	173.826	258.874	196.490	136.147	188.304	134.421
- Export refunds	111.167	200.546	154.653	111.396	103.599	99.749
- Storage	-	37.007	3.616	0.490	56.325	5.818
- Market measures and other interventions	62.659	21.321	38.220	24.262	28.380	28.854
FISH	25.119	51.752	29.416	30.440	29.958	30.473
- Export refunds	-	-	-	-	-	-
- Storage	-	-	-	-	-	-
- Direct Payments reserved for EAGF - Others	25.119	51.752	29.416	30.440	29.958	30.473
Sub-total INTERVENTION IN AGRICULTURAL MARKETS	4 206.485	3 462.025	3 177.091	3 215.526	2 575.391	2 635.922
OTHER MEASURES EXPENDITURE						
NON-ANNEX I PRODUCTS - Export refunds	185.160	118.121	89.684	51.349	12.737	9.124
FOOD PROGRAMES	249.209	345.047	477.912	465.547	514.980	515.071
- Food aid (Export refunds)	1.564	0.630	0.021	0.058	0.009	-
- Programmes for deprived persons (Others)	247.646	344.417	477.890	465.489	514.971	515.071
POSEI	201.226	232.679	224.271	234.173	223.718	227.654
- Storage	-	0.353	-	-	-	-
- Other measures and interventions	201.226	232.327	224.271	234.173	223.718	227.654
RURAL DEVELOPMENT (financed by ex-EAGGF Guarantee Section)	-30.033	-14.052	-13.282	-7.136	-6.632	-2.799
POLICY STRATEGY AND COORDINATION OF AGRICULTURE & RD P.A	36.239	29.369	38.144	38.388	25.132	45.076
AUDIT OF AGRICULTURAL EXPENDITURE - (ex-subheading 1a)	-93.771	-29.517	-108.686	-42.586	76.445	71.234
AUDIT OF AGRICULTURAL EXPENDITURE - (ex-subheading 1b)	3.228	-	-	-	-	-
SETTLEMENT OF DISPUTES	0.008	0.215	35.472	-	-	39.134
PROMOTION AND INFORMATION ACTIONS	50.597	53.185	47.426	47.611	47.255	48.713
Payments by Member States	47.873	49.431	46.514	46.402	46.267	47.380
Direct Payments by the European Community	2.724	3.754	0.911	1.209	0.998	1.326
Other measures	-	-	-	-	-0.010	0.007
VETERINARY MEASURES	260.259	407.751	364.349	359.857	314.576	268.410
OTHER MEASURES (2)	6.436	7.798	7.756	7.556	8.442	8.023
Sub-total OTHER MEASURES EXPENDITURE	868.557	1 150.595	1 163.044	1 154.758	1 216.655	1 229.642
TOTAL EAGF EXPENDITURE	42 120.871	42 181.197	43 454.054	44 046.015	43 970.076	44 745.595
SUGAR RESTRUCTURING FUND (3)	551.436	1 284.100	3 017.690	330.297	187.936	109.699
PILOT PROJECTS (4)	-	-	-	1.454	2.468	0.000
TOTAL EXPENDITURE	42 672.307	43 465.297	46 471.744	44 377.767	44 160.479	44 855.293

(1) 'Dried Fodder', 'Hops' and 'Other measures Plant products'

(2) Support of administrative expenditure Agriculture and Rural Development Policy Area

(3) Payments made on the basis of the assigned revenue foreseen in article 11 of Regulation 320/2006. Temporary restructuring amounts in the sugar sector

(4) Pilot projects covered by articles 05 02 17, 05 08 10 and 05 08 11 (for the headings, see annex 8).

ANNEX 22
 EVOLUTION OF EAGF EXPENDITURE BY SECTOR - Summary table
 2007 to 2012 Financial years

Commitment Appropriations

In EUR million

SECTOR	2007	2008	2009	2010	2011	2012
DECOUPLED DIRECT AIDS	30 369.054	31 414.469	32 794.095	33 825.039	36 830.388	37 665.465
OTHER DIRECT AIDS	6 260.802	5 620.408	5 777.592	5 847.022	3 347.044	3 213.927
ADDITIONAL AMOUNTS OF AID	434.037	533.700	542.232	3.670	0.597	0.638
ANCILLARY DIRECT AIDS	-18.063	-	-	-	-	-
CEREALS	-133.319	-51.296	65.063	135.067	-156.215	41.873
SUGAR	455.464	475.556	146.955	9.985	2.201	-0.234
OLIVE OIL	64.398	45.145	54.486	53.174	44.154	55.349
FLAX AND HEMP	19.887	20.990	21.016	18.847	20.272	15.044
COTTON	0.161	-	0.097	9.967	10.006	10.117
FRUITS AND VEGETABLES	1 249.851	1 153.035	793.663	836.722	1 127.882	1 071.205
PRODUCTS OF THE WINE-GROWING SECTOR	1 453.068	1 170.002	1 311.716	1 309.240	1 104.263	1 072.050
TOBACCO	7.599	6.280	1.128	0.716	0.379	-
RICE	-0.702	-	-0.032	-	0.007	-
OTHER PRODUCTS / OTHER MEASURES (1)	154.636	136.464	127.137	121.578	143.449	101.280
MILK AND MILK PRODUCTS	638.190	147.994	370.613	529.086	5.082	67.010
BEEF AND VEAL	98.281	47.227	59.343	24.556	55.648	37.335
SHEEPMEAT AND GOATMEAT	0.026	-	-	-	-	-
PIGMEAT, EGGS AND POULTRY	173.826	258.874	196.490	136.147	188.304	134.421
FISH	25.119	51.752	29.416	30.440	29.958	30.473
NON-ANNEX I PRODUCTS	185.160	118.121	89.684	51.349	12.737	9.124
FOOD PROGRAMMES	249.209	345.047	477.912	465.547	514.980	515.071
POSEI	201.226	232.679	224.271	234.173	223.718	227.654
RURAL DEVELOPMENT (financed by ex-EAGGF Guarantee Section)	-30.033	-14.052	-13.282	-7.136	-6.632	-2.799
POLICY STRATEGY AND COORDINATION OF AGRICULTURE & RURAL DEVELOPMEN	36.239	29.369	38.144	38.388	25.132	45.076
AUDIT OF AGRICULTURAL EXPENDITURE - (ex-subheading 1a)	-93.771	-29.517	-108.686	-42.586	76.445	71.234
AUDIT OF AGRICULTURAL EXPENDITURE - (ex-subheading 1b)	3.228	-	-	-	-	-
SETTLEMENT OF DISPUTES	0.008	0.215	35.472	-	-	39.134
PROMOTION AND INFORMATION ACTIONS	50.597	53.185	47.426	47.611	47.255	48.713
VETERINARY MEASURES	260.259	407.751	364.349	359.857	314.576	268.410
OTHER MEASURES (2)	6.436	7.798	7.756	7.556	8.442	8.023
TOTAL EAGF EXPENDITURE	42 120.871	42 181.197	43 454.054	44 046.015	43 970.076	44 745.595
SUGAR RESTRUCTURING FUND (3)	551.436	1 284.100	3 017.690	330.297	187.936	109.699
PILOT PROJECTS (4)	-	-	-	1.454	2.468	0.000
TOTAL EXPENDITURE	42 672.307	43 465.297	46 471.744	44 377.767	44 160.479	44 855.293

(1) 'Dried Fodder', 'Hops' and 'Other measures Plant products'

(2) Support of administrative expenditure Agriculture and Rural Development Policy Area

(3) Payments made on the basis of the assigned revenue foreseen in article 11 of Regulation 320/2006. Temporary restructuring amounts in the sugar sector

(4) Pilot projects covered by articles 05 02 17, 05 08 10 and 05 08 11 (for the headings, see annex 8).

ANNEX 23

EVOLUTION OF EUROPEAN AGRICULTURAL GUARANTEE FUND EXPENDITURE BY SECTOR (2007 to 2012 Financial years)

Commitment Appropriations

In EUR million and in %

SECTOR	2007		2008		2009		2010		2011		2012	
	MIO Euro	%	MIO Euro	%	MIO Euro	%	MIO Euro	%	MIO Euro	%	MIO Euro	%
SPS - Single Payment Scheme	28 119.3	66.8%	28 233.8	66.9%	28 805.6	66.3%	29 070.9	66.0%	31 081.8	70.7%	31 080.5	69.5%
SAPS - Single Area Payment Scheme	2 083.0	4.9%	2 974.4	7.1%	3 723.4	8.6%	4 460.9	10.1%	5 084.3	11.6%	5 915.7	13.2%
Separate SUGAR Payment	166.7	0.4%	206.2	0.5%	252.9	0.6%	281.0	0.6%	270.2	0.6%	281.2	0.6%
Separate FRUIT & VEGETABLES Payment	-	-	-	-	12.2	0.0%	12.2	0.0%	12.2	0.0%	12.3	0.0%
Specific support (article 68) - decoupled direct aids	-	-	-	-	-	-	-	-	381.9	0.9%	376.8	0.8%
Other (decoupled direct aids)	-	-	-	-	-	-	-	-	-	-	-1.0	0.0%
Other Direct aids	6 260.8	14.9%	5 620.4	13.3%	5 777.6	13.3%	5 847.0	13.3%	3 347.0	7.6%	3 213.9	7.2%
Additional amounts of aids	434.0	1.0%	533.7	1.3%	542.2	1.2%	3.7	0.0%	0.6	0.0%	0.6	0.0%
Ancillary Direct aids (*)	-18.1	0.0%	-	-	-	-	-	-	-	-	-	-
DIRECT AIDS	37 045.8	88.0%	37 568.6	89.1%	39 113.9	90.0%	39 675.7	90.1%	40 178.0	91.4%	40 880.0	91.4%
CEREALS	-133.3	-0.3%	-51.3	-0.1%	65.1	0.1%	135.1	0.3%	-156.2	-0.4%	41.9	0.1%
SUGAR	455.5	1.1%	475.6	1.1%	147.0	0.3%	10.0	0.0%	2.2	0.0%	-0.2	0.0%
OLIVE OIL	64.4	0.2%	45.1	0.1%	54.5	0.1%	53.2	0.1%	44.2	0.1%	55.3	0.1%
DRIED FODDER & GRAIN LEGUMES	154.1	0.4%	136.1	0.3%	126.6	0.3%	121.6	0.3%	141.2	0.3%	99.0	0.2%
TEXTILE PLANTS (1)	20.0	0.0%	21.0	0.0%	21.1	0.0%	28.8	0.1%	30.3	0.1%	25.2	0.1%
FRUITS AND VEGETABLES	1 249.9	3.0%	1 153.0	2.7%	793.7	1.8%	836.7	1.9%	1 127.9	2.6%	1 071.2	2.4%
PRODUCTS OF THE WINE-GROWING SECTOR	1 453.1	3.4%	1 170.0	2.8%	1 311.7	3.0%	1 309.2	3.0%	1 104.3	2.5%	1 072.0	2.4%
TOBACCO	7.6	0.0%	6.3	0.0%	1.1	0.0%	0.7	0.0%	0.4	0.0%	-	-
OTHER PLANT PRODUCTS (2)	-0.7	0.0%	-	-	0.0	-	-	-	2.3	0.0%	2.3	0.0%
PLANT PRODUCTS	3 270.5	7.8%	2 955.8	7.0%	2 520.6	5.8%	2 495.3	5.7%	2 296.4	5.2%	2 366.7	5.3%
MILK AND MILK PRODUCTS	638.2	1.5%	148.0	0.4%	370.6	0.9%	529.1	1.2%	5.1	0.0%	67.0	0.1%
BEEF AND VEAL	98.3	0.2%	47.2	0.1%	59.3	0.1%	24.6	0.1%	55.6	0.1%	37.3	0.1%
SHEEPMEAT AND GOATMEAT	0.0	0.0%	-	-	-	-	-	-	-	-	-	-
PIGMEAT, EGGS AND POULTRY	173.8	0.4%	258.9	0.6%	196.5	0.5%	136.1	0.3%	188.3	0.4%	134.4	0.3%
OTHERS	0.0	0.0%	0.0	0.0%	-	-	0.0	0.0%	-	-	-	-
FISH	25.1	0.1%	51.8	0.1%	29.4	0.1%	30.4	0.1%	30.0	0.1%	30.5	0.1%
ANIMAL PRODUCTS	935.4	2.2%	505.8	1.2%	655.9	1.5%	720.2	1.6%	279.0	0.6%	269.2	0.6%
NON-ANNEX I PRODUCTS	185.2	0.4%	118.1	0.3%	89.7	0.2%	51.3	0.1%	12.7	0.0%	9.1	0.0%
FOOD PROGRAMMES	249.2	0.6%	345.0	0.8%	477.9	1.1%	465.5	1.1%	515.0	1.2%	515.1	1.2%
POSEI	201.2	0.5%	232.7	0.6%	224.3	0.5%	234.2	0.5%	223.7	0.5%	227.7	0.5%
VETERINARY MEASURES	260.3	0.6%	407.8	1.0%	364.3	0.8%	359.9	0.8%	314.6	0.7%	268.4	0.6%
MONITORING AND PREVENTION MEASURES	5.9	0.0%	6.5	0.0%	0.0	0.0%	-	-	-	-	-	-
AUDIT OF AGRICULTURAL EXPENDITURE	-99.7	-0.2%	-36.0	-0.1%	-108.7	-0.3%	-42.6	-0.1%	76.4	0.2%	71.2	0.2%
SETTLEMENT OF DISPUTES	0.01	0.0%	0.21	0.0%	35.47	0.1%	-	-	-	-	39.1	0.1%
PROMOTION MEASURES	50.6	0.1%	53.2	0.1%	47.4	0.1%	47.6	0.1%	47.3	0.1%	48.7	0.1%
POLICY STRATEGY AND COORDINATION	36.2	0.1%	29.4	0.1%	38.1	0.1%	38.4	0.1%	25.1	0.1%	45.1	0.1%
OTHER MEASURES (3)	6.9	0.0%	8.2	0.0%	8.3	0.0%	7.6	0.0%	8.4	0.0%	8.0	0.0%
OTHERS	895.9	2.1%	1 165.0	2.8%	1 176.9	2.7%	1 161.9	2.6%	1 223.3	2.8%	1 232.4	2.8%
RURAL DEVELOPMENT	-26.8	-0.1%	-14.1	0.0%	-13.3	0.0%	-7.1	0.0%	-6.6	0.0%	-2.8	0.0%
TOTAL EXPENDITURE	42 120.9	100%	42 181.2	100%	43 454.1	100%	44 046.0	100%	43 970.1	100%	44 745.6	100%

(*) Reliquats, small producers, agrimonetary aids, etc

(1) Flax & Hemp, Cotton

(2) Financial years 2007 to 2010 : Rice // Financial years 2011 and 2012 : Rice, Hops

(3) Other measures and Support Administrative expenditure Agriculture and Rural Development Policy area

ANNEX 24

EVOLUTION OF EUROPEAN AGRICULTURAL GUARANTEE FUND EXPENDITURE BY MEMBER STATE - 2008 to 2012 Financial years

Commitment Appropriations

In EUR million and in %

Member State	2008																								2009						2010						2011						2012						MS
	EAGF		SRF (2)		TOTAL		EAGF		SRF (2)		TOTAL		EAGF		SRF (2)		TOTAL		EAGF		SRF (2)		TOTAL		EAGF		SRF (2)		TOTAL																				
		%		%		%		%		%		%		%		%		%		%		%		%		%		%		%		%		%															
BE	747.9	1.8%	106.6	8.3%	854.5	2.0%	717.6	1.7%	178.0	5.9%	895.6	1.9%	679.3	1.5%	4.1	1.2%	683.4	1.5%	637.5	1.4%	7.1	3.8%	644.6	1.5%	649.6	1.5%	3.7	3.4%	653.4	1.5%	BE																		
BG	178.3	0.4%	-	0.0%	178.3	0.4%	225.7	0.5%	2.2	0.1%	227.9	0.5%	293.0	0.7%	0.8	0.3%	293.8	0.7%	316.6	0.7%	0.0	0.0%	316.6	0.7%	425.0	0.9%	0.0	0.0%	425.0	0.9%	BG																		
CZ	401.7	1.0%	43.9	3.4%	445.6	1.0%	502.7	1.2%	54.8	1.8%	557.4	1.2%	608.6	1.4%	0.0	0.0%	608.6	1.4%	669.3	1.5%	0.0	0.0%	669.3	1.5%	768.9	1.7%	0.0	0.0%	768.9	1.7%	CZ																		
DK	1 061.3	2.5%	-	0.0%	1 061.3	2.4%	1 038.8	2.4%	36.5	1.2%	1 075.4	2.3%	1 006.4	2.3%	0.0	0.0%	1 006.4	2.3%	963.8	2.2%	3.2	1.7%	967.0	2.2%	954.1	2.1%	1.1	1.0%	955.2	2.1%	DK																		
DE	5 704.0	13.5%	-	0.0%	5 704.0	13.1%	5 715.3	13.2%	660.5	21.9%	6 375.8	13.7%	5 697.9	12.9%	27.1	8.2%	5 725.0	12.9%	5 518.8	12.6%	13.0	6.9%	5 531.8	12.5%	5 443.8	12.2%	2.9	2.6%	5 446.7	12.1%	DE																		
EE	41.7	0.1%	-	0.0%	41.7	0.1%	54.7	0.1%	0.0	0.0%	54.7	0.1%	66.6	0.2%	0.0	0.0%	66.6	0.2%	74.7	0.2%	0.0	0.0%	74.7	0.2%	91.4	0.2%	0.0	0.0%	91.4	0.2%	EE																		
IE	1 306.3	3.1%	149.9	11.7%	1 456.2	3.4%	1 336.4	3.1%	0.6	0.0%	1 336.9	2.9%	1 300.4	3.0%	0.2	0.1%	1 300.6	2.9%	1 314.9	3.0%	0.0	0.0%	1 315.0	3.0%	1 293.2	2.9%	0.0	0.0%	1 293.2	2.9%	IE																		
EL	2 553.8	6.1%	73.8	5.7%	2 627.6	6.0%	2 594.4	6.0%	65.0	2.2%	2 659.5	5.7%	2 504.7	5.7%	0.0	0.0%	2 504.7	5.6%	2 425.0	5.5%	0.0	0.0%	2 425.0	5.5%	2 416.4	5.4%	0.0	0.0%	2 416.4	5.4%	EL																		
ES	5 864.1	13.9%	69.1	5.4%	5 933.2	13.7%	5 986.4	13.8%	229.8	7.6%	6 216.1	13.4%	5 944.2	13.5%	134.1	40.6%	6 078.3	13.7%	5 906.4	13.4%	38.1	20.3%	5 944.5	13.5%	5 847.3	13.1%	21.4	19.5%	5 868.7	13.1%	ES																		
FR	8 946.9	21.2%	42.9	3.3%	8 989.8	20.7%	8 920.1	20.5%	575.3	19.1%	9 495.4	20.4%	8 908.8	20.2%	17.8	5.4%	8 926.5	20.1%	8 762.0	19.9%	28.9	15.4%	8 790.9	19.9%	8 642.4	19.3%	13.3	12.1%	8 655.7	19.3%	FR																		
IT	4 660.6	11.0%	525.6	40.9%	5 186.3	11.9%	4 930.0	11.3%	226.0	7.5%	5 156.0	11.1%	4 852.7	11.0%	76.1	23.0%	4 928.8	11.1%	4 806.5	10.9%	46.1	24.5%	4 852.6	11.0%	4 787.0	10.7%	26.9	24.5%	4 813.9	10.7%	IT																		
CY	28.1	0.1%	-	0.0%	28.1	0.1%	38.8	0.1%	0.0	0.0%	38.8	0.1%	43.9	0.1%	0.0	0.0%	43.9	0.1%	42.6	0.1%	0.0	0.0%	42.6	0.1%	46.2	0.1%	0.0	0.0%	46.2	0.1%	CY																		
LV	63.3	0.1%	36.9	2.9%	100.2	0.2%	80.7	0.2%	29.5	1.0%	110.3	0.2%	96.8	0.2%	2.8	0.8%	99.6	0.2%	109.3	0.2%	3.2	1.7%	112.5	0.3%	126.8	0.3%	0.8	0.8%	127.6	0.3%	LV																		
LT	173.9	0.4%	-	0.0%	173.9	0.4%	218.0	0.5%	16.8	0.6%	234.8	0.5%	268.2	0.6%	0.0	0.0%	268.2	0.6%	279.8	0.6%	0.1	0.0%	279.8	0.6%	330.4	0.7%	1.7	1.5%	332.1	0.7%	LT																		
LU	35.3	0.1%	-	0.0%	35.3	0.1%	35.5	0.1%	0.0	0.0%	35.5	0.1%	36.0	0.1%	0.0	0.0%	36.0	0.1%	34.8	0.1%	0.0	0.0%	34.8	0.1%	35.0	0.1%	0.0	0.0%	35.0	0.1%	LU																		
HU	513.6	1.2%	45.9	3.6%	559.5	1.3%	758.0	1.7%	214.0	7.1%	972.0	2.1%	955.0	2.2%	10.2	3.1%	965.2	2.2%	1 053.5	2.4%	11.7	6.2%	1 065.2	2.4%	1 144.1	2.6%	21.3	19.4%	1 165.4	2.6%	HU																		
MT	2.6	0.0%	-	0.0%	2.6	0.0%	3.6	0.0%	0.0	0.0%	3.6	0.0%	4.2	0.0%	0.0	0.0%	4.2	0.0%	4.4	0.0%	0.0	0.0%	4.4	0.0%	5.6	0.0%	0.0	0.0%	5.6	0.0%	MT																		
NL	977.4	2.3%	43.2	3.4%	1 020.6	2.3%	1 077.4	2.5%	116.0	3.8%	1 193.3	2.6%	1 022.5	2.3%	5.4	1.6%	1 027.9	2.3%	942.1	2.1%	4.5	2.4%	946.6	2.1%	927.5	2.1%	0.1	0.1%	927.6	2.1%	NL																		
AT	741.6	1.8%	3.9	0.3%	745.5	1.7%	747.0	1.7%	28.4	0.9%	775.4	1.7%	743.8	1.7%	5.0	1.5%	748.9	1.7%	745.9	1.7%	1.2	0.6%	747.0	1.7%	743.9	1.7%	0.0	0.0%	743.9	1.7%	AT																		
PL	1 453.3	3.4%	-	0.0%	1 453.3	3.3%	1 749.7	4.0%	287.5	9.5%	2 037.2	4.4%	2 058.6	4.7%	7.7	2.3%	2 066.3	4.7%	2 483.2	6%	12.0	6.4%	2 495.1	5.7%	2 836.1	6%	11.7	10.6%	2 847.7	6.3%	PL																		
PT	717.7	1.7%	19.5	1.5%	737.2	1.7%	722.6	1.7%	10.2	0.3%	732.8	1.6%	761.2	1.7%	3.5	1.1%	764.7	1.7%	769.5	1.7%	4.3	2.3%	773.7	1.8%	775.6	1.7%	0.1	0.1%	775.7	1.7%	PT																		
RO	474.0	1.1%	-	0.0%	474.0	1.1%	596.2	1.4%	2.0	0.1%	598.3	1.3%	670.8	1.5%	3.6	1.1%	674.5	1.5%	797.2	1.8%	4.8	2.6%	802.1	1.8%	1 022.3	2.3%	0.0	0.0%	1 022.3	2.3%	RO																		
SI	61.8	0.1%	34.2	2.7%	96.0	0.2%	77.1	0.2%	27.3	0.9%	104.4	0.2%	91.0	0.2%	1.5	0.4%	92.5	0.2%	108.8	0.2%	0.0	0.0%	108.8	0.2%	125.3	0.3%	0.0	0.0%	125.3	0.3%	SI																		
SK	165.2	0.4%	35.1	2.7%	200.3	0.5%	220.4	0.5%	53.7	1.8%	274.1	0.6%	274.3	0.6%	3.4	1.0%	277.6	0.6%	297.7	0.7%	1.1	0.6%	298.8	0.7%	332.6	0.7%	0.0	0.0%	332.6	0.7%	SK																		
FI	559.9	1.3%	26.2	2.0%	586.0	1.3%	574.6	1.3%	37.8	1.3%	612.4	1.3%	598.3	1.4%	1.5	0.5%	599.8	1.4%	497.2	1.1%	2.3	1.2%	499.5	1.1%	550.4	1.2%	1.9	1.8%	552.3	1.2%	FI																		
SE	745.1	1.8%	27.4	2.1%	772.5	1.8%	751.8	1.7%	24.1	0.8%	776.0	1.7%	739.5	1.7%	2.5	0.8%	742.1	1.7%	700.9	1.6%	6.3	3.4%	707.2	1.6%	713.2	1.6%	2.7	2.5%	715.9	1.6%	SE																		
UK	3 494.9	8.3%	-	0.0%	3 494.9	8.0%	3 333.8	7.7%	141.7	4.7%	3 475.6	7.5%	3 375.4	7.7%	22.8	6.9%	3 398.2	7.7%	3 322.2	7.6%	0.0	0.0%	3 322.2	7.5%	3 351.7	7.5%	0.0	0.0%	3 351.7	7.5%	UK																		
EU (1)	506.9	1.2%	-	0.0%	506.9	1.2%	446.6	1.0%	0.0	0.0%	446.6	1.0%	443.9	1.0%	0.0	0.0%	443.9	1.0%	385.6	0.9%	0.0	0.0%	385.6	0.9%	359.8	0.8%	0.0	0.0%	359.8	0.8%	EU (1)																		
TOTAL EAGF	42 181.2	100%			43 454.1	100%					44 046.0	100%					43 970.1	100%					44 745.6	100%																									
SRF (2)		1 284.1	100%				3 017.7	100%						330.3	100%						187.9	100%						109.7	100%																				
Pilot Projects (3)															1.454	0.0%							2.468	0.0%				0.000	0.0%																				
TOTAL EXPENDITURE		43 465.3	100%			46 471.7	100%			44 377.8	100%			44 160.5	100%			44 855.3	100%																														

(1) Expenditure made directly by the Commission

(2) SRF : Sugar Restructuring Fund. Payments made on the basis of the assignend revenue foreseen in article 11 of Regulation 320/2006. Temporary restructuring amounts in the sugar sector

(3) Pilot projects. 2010: Support for farmers; 2011: Assessing end-user costs of compliance with EU legislation in the fields of environment, animal welfare & food safety; fruit and vegetable consumption.

ANNEX 25

EAGF - EVOLUTION OF EXPENDITURE FOR DIRECT AIDS BY MEASURE

2007 to 2012 Financial years

Commitment Appropriations

In EUR million

BUDGET LINE	MEASURE	2007	2008	2009	2010	2011	2012
05 03 01 01	SPS (single payment scheme)	28 119.327	28 233.837	28 805.562	29 070.902	31 081.826	31 080.529
05 03 01 02	SAPS (single area payment scheme)	2 082.983	2 974.387	3 723.437	4 460.928	5 084.280	5 915.682
05 03 01 03	Separate sugar payment	166.744	206.245	252.936	281.033	270.215	281.153
05 03 01 04	Separate fruit and vegetables payment	-	-	12.161	12.176	12.177	12.332
05 03 01 05	Specific support (article 68) — Decoupled direct aids	-	-	-	-	381.891	376.755
05 03 01 99	Other (decoupled direct aids)	-	-	-	0.000	0.000	-0.985
05 03 01	Decoupled direct aids	30 369.054	31 414.469	32 794.095	33 825.039	36 830.388	37 665.465
05 03 02 01	Crop area payments	1 488.598	1 432.236	1 448.669	1 434.867	3.754	3.414
05 03 02 03	Supplementary aid for durum wheat: non-traditional production zones	0.001	-	-	-	-	-
05 03 02 04	Supplementary aid for durum wheat: traditional production zones	55.825	46.105	49.060	47.455	-0.634	-0.838
05 03 02 05	Production aid for seeds	22.036	20.044	23.166	25.127	23.216	22.416
05 03 02 06	Suckler-cow premium	1 179.084	1 153.842	1 153.142	1 139.054	931.759	933.971
05 03 02 07	Additional suckler-cow premium	55.971	51.777	51.724	51.566	50.119	49.788
05 03 02 08	Beef special premium	99.107	90.500	90.641	92.119	71.615	72.726
05 03 02 09	Beef slaughter premium — Calves	126.518	121.005	117.618	114.699	7.665	7.343
05 03 02 10	Beef slaughter premium — Adults	235.939	224.140	221.276	218.049	51.636	50.473
05 03 02 11	Beef extensification premium	12.152	-	-	-	-	-
05 03 02 12	Additional payments to beef producers	4.330	-	-	-	-	-
05 03 02 13	Sheep and goat premium	251.685	239.900	232.869	246.946	23.053	22.340
05 03 02 14	Sheep and goat supplementary premium	78.173	74.151	72.391	74.767	7.020	6.824
05 03 02 15	Additional payments in the sheep and goat sector	0.135	-	-	-	-	-
05 03 02 16	Dairy premium	438.208	0.189	-	-	-	-
05 03 02 17	Additional payments for milk producers	198.875	0.055	-	-	-	-
05 03 02 18	Payments to starch potato producers	88.664	103.507	103.238	103.818	81.221	100.487
05 03 02 19	Area aid for rice	173.033	168.102	164.364	168.912	154.271	152.840
05 03 02 21	Aid for olive groves	119.276	99.410	96.040	97.345	2.442	1.260
05 03 02 22	Tobacco premium	335.542	301.423	300.612	295.845	0.257	0.098
05 03 02 23	Hops area aid	2.659	2.467	2.485	2.516	0.000	0.000
05 03 02 24	Specific quality premium for durum wheat	82.280	79.191	87.675	80.676	0.246	-0.161
05 03 02 25	Protein crop premium	58.200	42.559	32.942	42.671	49.640	43.564
05 03 02 26	Area payments for nuts	89.539	86.494	92.207	94.026	87.644	87.714
05 03 02 27	Aid for energy crops	53.930	72.111	53.697	73.696	1.189	0.201
05 03 02 28	Aid for silkworms	0.608	0.548	0.446	0.436	0.403	0.356
05 03 02 29	Area aid for dried grapes	113.242	111.928	0.032	-	-	-
05 03 02 30	Compensatory aid for bananas	121.572	-	-	-	-	-
05 03 02 36	Payments for specific types of farming and quality production	419.580	422.876	428.728	434.091	123.321	113.883
05 03 02 38	Transitional aid for sugar beet growers	2.163	-	-	-	-	-
05 03 02 39	Additional amount for sugar beet and cane producers	17.168	25.157	22.870	51.614	45.225	23.007
05 03 02 40	Area aid for cotton	254.464	247.548	216.879	221.737	247.266	245.812
05 03 02 41	Transitional fruit and vegetables payment — Tomatoes	-	-	144.221	141.448	139.349	20.434
05 03 02 42	Transitional fruit and vegetables payment — Other products than tomatoes	-	-	149.247	157.733	55.666	34.728
05 03 02 43	Transitional soft fruit payment	-	-	7.390	9.096	10.728	10.957
05 03 02 44	Specific support (article 68) — Coupled direct aids	-	-	-	-	747.991	785.514
05 03 02 50	POSEI — Community support programmes	63.766	372.256	375.202	386.198	415.970	411.085
05 03 02 51	POSEI — Other direct aids and earlier regimes	3.792	21.191	20.898	21.025	0.138	0.010
05 03 02 52	POSEI — Aegean Islands	13.528	16.792	16.479	18.487	17.274	17.898
05 03 02 99	Other (direct aids)	1.159	-7.096	1.385	1.002	-2.402	-4.216
05 03 02	Other direct aids	6 260.802	5 620.408	5 777.592	5 847.022	3 347.044	3 213.927
05 03 03 00	Additional amounts of aid	434.037	533.700	542.232	3.670	0.597	0.638
05 03 03	Additional amounts of aid	434.037	533.700	542.232	3.670	0.597	0.638
05 03 04 00	Ancillary direct aids (outstanding balances, small producers, agrimonetary aids)	-18.063	-	-	-	-	-
05 03 04	Ancillary direct aids (outstanding balances, small producers, agrimonetary aids)	-18.063	-	-	-	-	-
EXPENDITURE funded by budget current financial year appropriations - Fund source C1		37 044.668	36 771.702	37 778.700	39 430.879	39 676.534	40 206.902
EXPENDITURE funded by assigned revenue collected in current financial year - Fund source C4		1.162	-	204.845	104.173	-	242.413
EXPENDITURE funded by assigned revenue carried over from previous financial year - Fund source C5		-	796.875	1 130.374	140.679	501.496	430.715
TOTAL EAGF DIRECT AIDS EXPENDITURE		37 045.830	37 568.577	39 113.919	39 675.731	40 178.030	40 880.030

ANNEX 26

EVOLUTION OF EAGF DIRECT AIDS EXPENDITURE BY SECTOR

2007 to 2012 Financial years

Commitment Appropriations							In EUR million
SECTOR	2007	2008	2009	2010	2011	2012	
	30 803.09	31 948.17	33 336.33	33 828.71	36 830.99	37 666.10	
SPS (single payment scheme)	28 119.33	28 233.84	28 805.56	29 070.90	31 081.83	31 080.53	
SAPS (single area payment scheme)	2 082.98	2 974.39	3 723.44	4 460.93	5 084.28	5 915.68	
Separate sugar payment	166.74	206.25	252.94	281.03	270.21	281.15	
Separate fruit and vegetables payment	-	-	12.16	12.18	12.18	12.33	
Specific support (article 68) — Decoupled direct aids	-	-	-	-	381.89	376.75	
Other (decoupled direct aids)	-	-	-	-	-	-0.99	
Additional amounts of aid	434.04	533.70	542.23	3.67	0.60	0.64	
	6 242.74	5 620.41	5 777.59	5 847.02	3 347.04	3 213.93	
CEREALS	1 922.67	1 854.63	1 672.04	1 679.36	54.20	46.18	
SUGAR	41.87	51.76	22.87	51.61	45.22	23.01	
OLIVE OIL	144.97	126.28	96.04	97.35	2.44	1.26	
FRUITS AND VEGETABLES	413.02	301.93	496.34	506.12	374.61	254.32	
RICE	173.18	168.24	164.36	168.91	154.27	152.84	
SEEDS	22.04	20.04	23.17	25.13	23.22	22.42	
HOPS	2.66	2.47	2.49	2.52	0.00	-	
SILKWORMS	0.61	0.55	0.45	0.44	0.40	0.36	
COTTON	266.99	260.65	216.88	221.74	247.27	245.81	
TOBACCO	344.94	310.45	300.61	295.85	0.26	0.10	
MILK AND MILK PRODUCTS	655.66	18.78	0.00	0.00	-	-	
BEEF AND VEAL	1 836.59	1 766.54	1 634.40	1 615.49	1 112.79	1 114.30	
SHEEPMEAT AND GOATMEAT	350.52	333.63	305.26	321.71	30.07	29.16	
PIGMEAT, EGGS AND POULTRY	-	-	-	0.00	-	-	
POSEI	81.09	410.24	412.58	425.71	433.38	428.99	
OTHER PRODUCTS	-14.05	-5.78	1.39	1.00	-2.40	-4.22	
SPECIFIC TYPES OF FARMING & QUALITY PRODUCTION *	-	-	428.73	434.09	123.32	113.88	
SPECIFIC SUPPORT (ARTICLE 68) - COUPLED DIRECT AIDS	-	-	-	-	747.99	785.51	
TOTAL DIRECT AIDS	37 045.83	37 568.58	39 113.92	39 675.73	40 178.03	40 880.03	

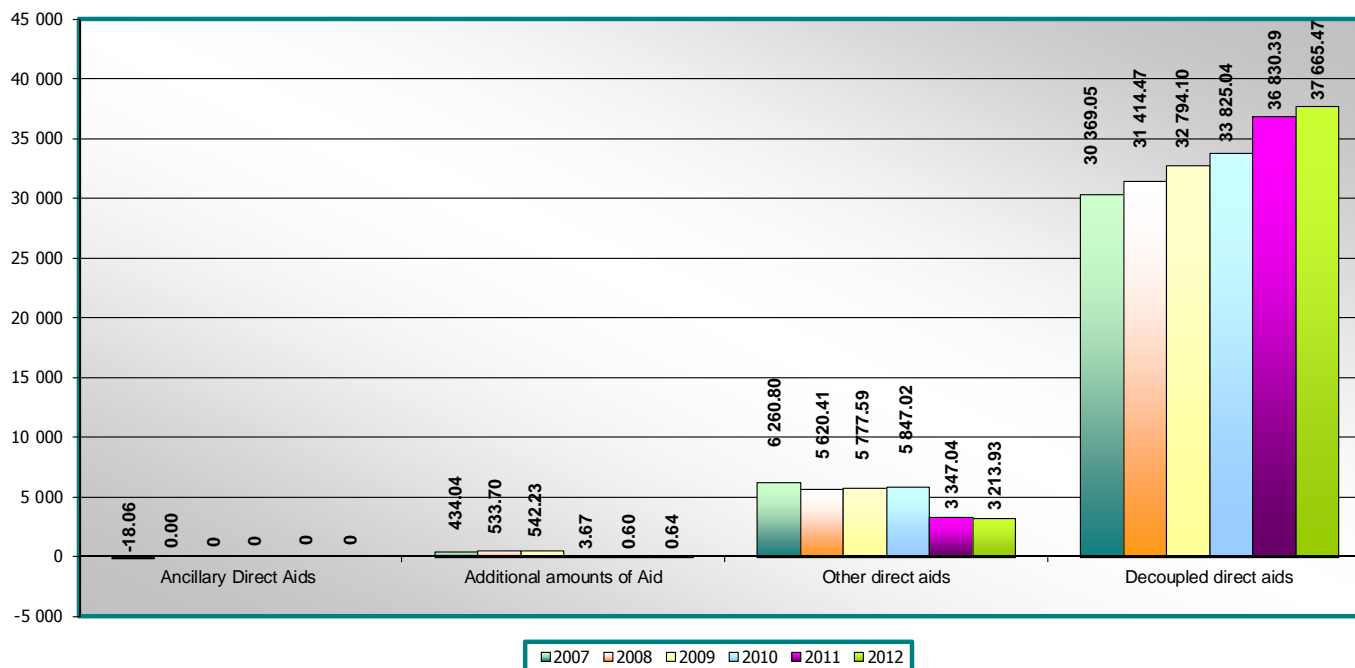
* For Financial years 2007 and 2008, this payment amount is included in each concerned sector

ANNEX 27

EVOLUTION OF EAGF DIRECT AIDS EXPENDITURE BY ARTICLE

2007 to 2012 Financial years

Commitment Appropriations		in EUR million					
BUDGET LINE	MEASURE	2007	2008	2009	2010	2011	2012
05 03 01	Decoupled direct aids	30 369.05	31 414.47	32 794.10	33 825.04	36 830.39	37 665.47
05 03 02	Other direct aids	6 260.80	5 620.41	5 777.59	5 847.02	3 347.04	3 213.93
05 03 03	Additional amounts of aid	434.04	533.70	542.23	3.67	0.60	0.64
05 03 04	Ancillary direct aids (outstanding balances, small producers, agrimonetary ai	-18.06	-	-	-	-	-
TOTAL DIRECT AIDS EXPENDITURE		37 045.83	37 568.58	39 113.92	39 675.73	40 178.03	40 880.03



ANNEX 28

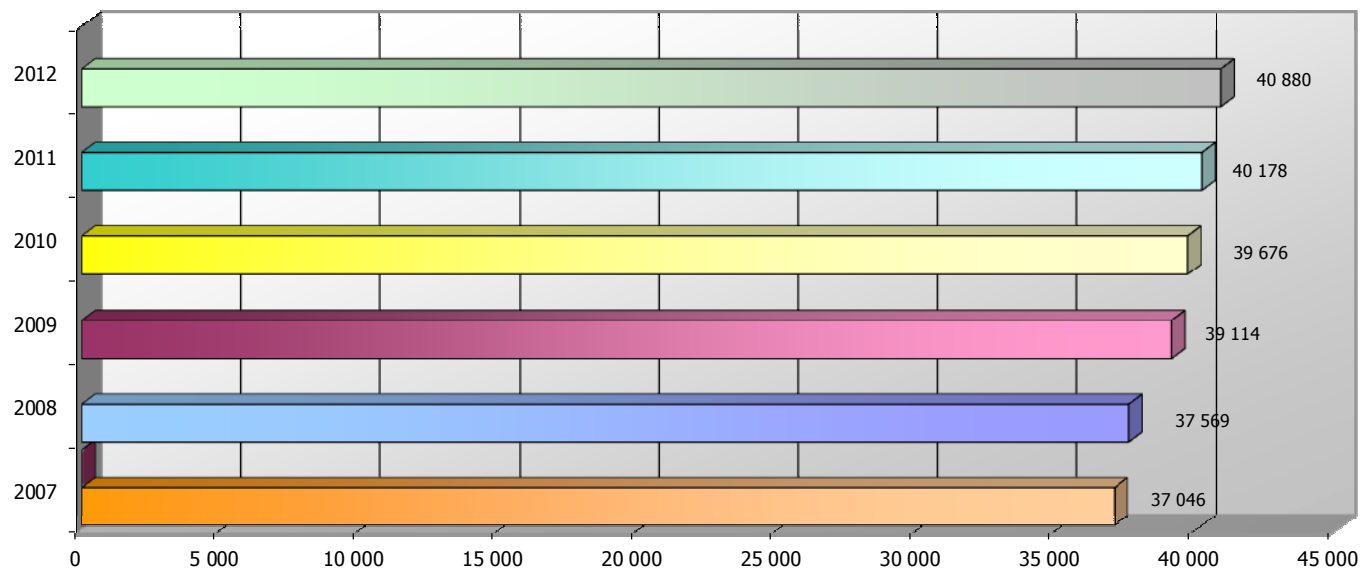
TOTAL EXPENDITURE FOR DIRECT AIDS - 2007 TO 2012 FINANCIAL YEARS

Commitment Appropriations

In EUR million

	2007	2008	2009	2010	2011	2012
Total DIRECT AIDS EXPENDITURE	37 045.83	37 568.58	39 113.92	39 675.73	40 178.03	40 880.03
Of which:						
EAGF EXPENDITURE funded by initial budget appropriations - Fund source C1	37 044.67	36 771.70	37 778.70	39 430.88	39 676.53	40 206.90
EAGF EXPENDITURE funded by assigned revenue collected in the financial year - Fund source C4	1.16	-	204.85	104.17	-	242.41
EAGF EXPENDITURE funded by assigned revenue carried over previous financial year - Fund source C5	-	796.88	1 130.37	140.68	501.50	430.72

EVOLUTION OF DIRECT AIDS EXPENDITURE - 2007 to 2012 Financial years



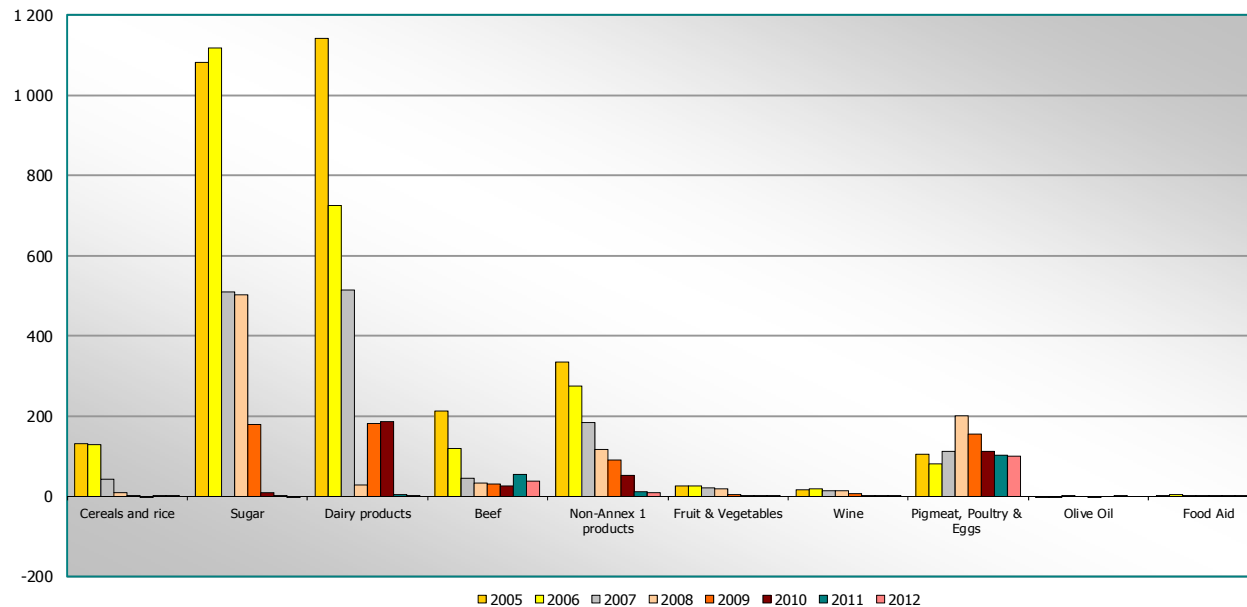
ANNEX 29

EVOLUTION OF EAGF EXPORT REFUNDS EXPENDITURE by SECTOR - 2005 to 2012 Financial years

Commitment Appropriations

In EUR million

Sector	2005	2006	2007	2008	2009	2010	2011	2012								
Cereals and rice	131.0	4.3%	128.7	5.2%	41.9	2.9%	9.7	1.0%	0.8	0.1%	-0.4	-0.1%	0.1	0.0%	0.2	0.2%
Sugar	1 080.6	35.4%	1 116.9	44.8%	509.3	35.3%	501.3	54.2%	179.1	27.6%	9.8	2.5%	1.5	0.8%	0.0	0.0%
Dairy products	1 140.8	37.4%	724.9	29.1%	513.4	35.5%	28.8	3.1%	181.1	27.9%	186.4	48.4%	5.4	3.0%	0.2	0.1%
Beef	212.0	6.9%	118.4	4.7%	46.2	3.2%	33.1	3.6%	31.6	4.9%	25.3	6.6%	55.8	31.1%	37.2	25.4%
Non-Annex 1 products	335.4	11.0%	274.1	11.0%	185.2	12.8%	118.1	12.8%	89.7	13.8%	51.3	13.3%	12.7	7.1%	9.1	6.2%
Fruit & Vegetables	25.3	0.8%	26.4	1.1%	21.7	1.5%	18.6	2.0%	5.2	0.8%	0.4	0.1%	0.0	0.0%	0.1	0.1%
Wine	17.3	0.6%	19.2	0.8%	14.0	1.0%	14.5	1.6%	7.3	1.1%	0.7	0.2%	0.3	0.2%	0.1	0.1%
Pigmeat, Poultry & Eggs	106.2	3.5%	80.6	3.2%	111.2	7.7%	200.5	21.7%	154.7	23.8%	111.4	28.9%	103.6	57.7%	99.7	68.0%
Olive Oil	-0.1	0.0%	0.0	0.0%	0.2	0.0%	0.0	0.0%	0.0	0.0%	0.0	0.0%	0.0	0.0%	0.0	0.0%
Food Aid	3.4	0.1%	4.4	0.2%	1.6	0.1%	0.6	0.1%	0.0	0.0%	0.1	0.0%	0.0	0.0%	0.0	0.0%
Total Export Refunds Expenditure	3 051.9		2 493.6		1 444.7		925.4		649.5		385.1		179.4		146.7	



ANNEX 30

EVOLUTION OF EAGF EXPORT REFUNDS EXPENDITURE BY MEMBER STATE - 2007 to 2012 Financial years

Member State	EU 27					
	2007	2008	2009	2010	2011	2012
Belgium	155.604	122.631	71.905	36.439	2.641	1.114
Bulgaria	0.000	0.767	2.501	0.150	0.505	0.525
Czech Republic	12.82	1.666	5.546	2.794	0.872	0.204
Denmark	100.294	70.399	46.828	29.189	4.748	2.004
Germany	154.106	96.249	65.283	34.663	21.446	7.078
Estonia	3.882	0.173	0.999	1.035	0.077	0.031
Ireland	64.152	16.568	19.013	23.450	3.453	1.327
Greece	30.370	3.065	0.939	0.067	0.075	0.109
Spain	38.636	31.688	18.442	3.659	3.007	3.095
France	281.850	220.792	141.992	116.946	85.704	81.701
Italy	60.380	46.811	23.301	14.550	15.311	12.476
Cyprus	1.054	0.247	0.281	0.235	0.048	0.017
Latvia	3.210	0.657	0.551	0.233	0.005	0.017
Lithuania	33.107	11.396	10.939	6.165	4.680	3.865
Luxembourg	0.009	0.001	0.000	0.000	0.000	0.000
Hungary	12.240	17.509	7.148	2.210	1.500	1.057
Malta	0.204	0.026	0.000	0.000	0.000	0.000
Netherlands	197.847	91.482	104.519	59.461	8.286	5.509
Austria	18.868	22.609	17.370	5.821	5.541	1.796
Poland	89.197	118.861	34.633	13.825	14.391	18.823
Portugal	11.993	12.531	6.380	5.104	4.651	4.330
Romania	0.000	0.023	0.252	0.067	0.473	0.574
Slovenia	3.251	0.806	0.629	0.794	0.545	0.328
Slovakia	4.672	1.448	0.501	0.716	0.206	0.100
Finland	32.761	7.619	16.059	9.257	0.093	0.091
Sweden	27.161	11.338	21.054	5.484	0.100	0.065
United Kingdom	107.007	18.086	32.468	12.778	1.075	0.434
TOTAL Export Refunds Expenditure	1 444.670	925.448	649.534	385.093	179.432	146.670

in EUR million

ANNEX 31

Analytical evolution of EAGF storage expenditure 2005 - 2012 (*)

in EUR Million

HEADING	2005				2006				2007				2008			
	Private storage	Public storage	TOTAL STORAGE & %		Private storage	Public storage	TOTAL STORAGE & %		Private storage	Public storage	TOTAL STORAGE & %		Private storage	Public storage	TOTAL STORAGE & %	
CEREALS	-	441.63	441.63	51.87%	-	337.91	337.91	44.65%	-	-225.83	-225.83	211.63%	-	-100.73	-100.73	-68.11%
RICE	-	2.35	2.35	0.28%	-	-3.25	-3.25	-0.43%	-	-0.75	-0.75	0.70%	-	-	-	-
SUGAR	-	232.37	232.37	27.29%	0.02	134.44	134.46	17.77%	-	-87.05	-87.05	81.58%	-	-26.75	-26.75	-18.09%
OLIVE OIL	-	-	-	-	-	-	-	-	-	-	-	-	-	0.01	0.01	0.01%
FIBRE FLAX AND HEMP	0.33	-	0.33	0.04%	-1.43	-	-1.43	-0.19%	0.56	-	0.56	-0.52%	1.87	-	1.87	1.26%
FRUIT AND VEGETABLES	0.40	-	0.40	0.05%	0.38	-	0.38	0.05%	0.41	-	0.41	-0.38%	0.09	-	0.09	0.06%
WINE-GROWING SECTOR / ALCOHOL	75.60	179.15	254.75	29.92%	99.85	188.55	288.40	38.10%	96.68	145.47	242.15	-226.92%	88.34	113.81	202.15	136.68%
TOBACCO	-	-	-	-	-	-	-	-	-	-	-	-	-	-	-	-
MILK PRODUCTS	61.58	-145.97	-84.39	-9.91%	56.84	-56.73	0.11	0.01%	38.40	-74.60	-36.20	33.92%	34.24	-	34.24	23.15%
BEEF MEAT	-	-0.13	-0.13	-0.02%	-	-	-	-	-	-	-	-	-	-	-	-
SHEEP AND GOAT MEAT	-	-	-	-	-	-	-	-	-	-	-	-	-	-	-	-
PIG MEAT	4.15	-	4.15	0.49%	-	-	-	-	-	-	-	-	37.01	-	37.01	25.02%
FISHERY PRODUCTS	0.02	-	0.02	0.00%	0.30	-	0.30	0.04%	-	-	-	-	-	-	-	-
	142.08	709.40			155.96	600.92			136.05	-242.76			161.55	-13.66		
TOTAL			851.48				756.88				-106.71				147.90	

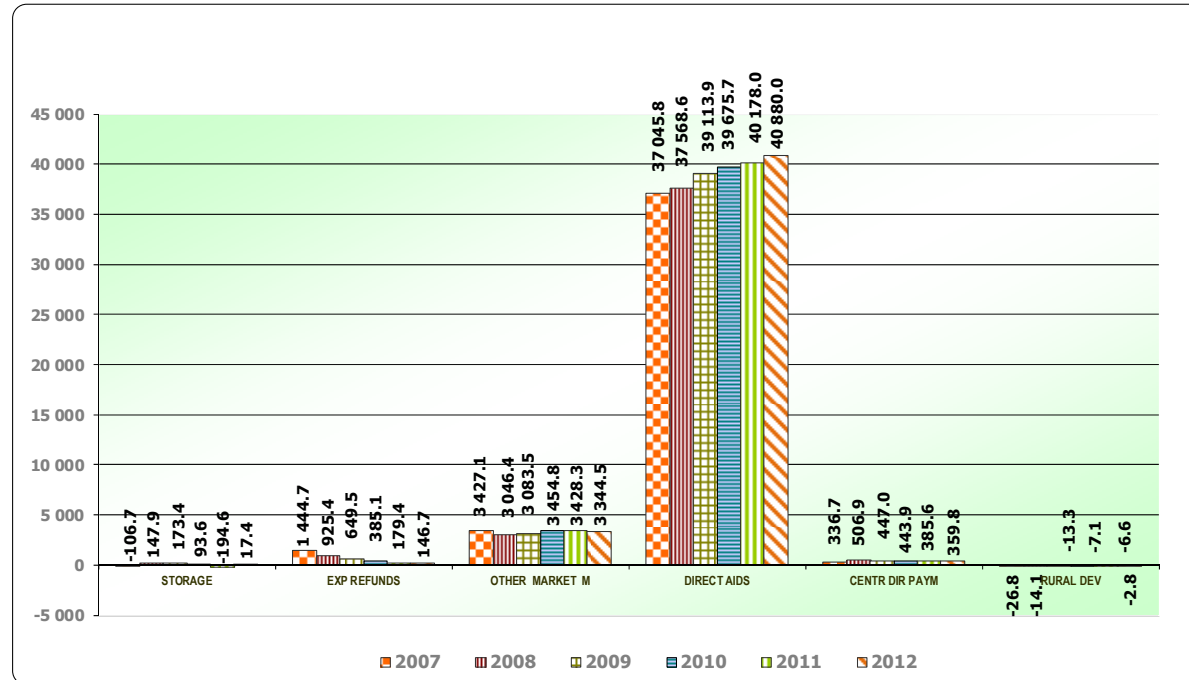
in EUR Million

HEADING	2009				2010				2011				2012			
	Private storage	Public storage	TOTAL STORAGE & %		Private storage	Public storage	TOTAL STORAGE & %		Private storage	Public storage	TOTAL STORAGE & %		Private storage	Public storage	TOTAL STORAGE & %	
CEREALS	-	24.08	24.08	13.88%	-	95.72	95.72	102.27%	-	-189.47	-189.47	97.35%	-	1.57	1.57	9.06%
RICE	-	-	-	-	-	-	-	-	-	-	-	-	-	-	-	-
SUGAR	-	-32.37	-32.37	-18.66%	-	0.43	0.43	0.46%	-	0.00	0.00	0.00%	-	-	-	-
OLIVE OIL	-	-	-	-	7.93	-	7.93	8.47%	-	-	-	-	12.19	-	12.19	70.12%
FIBRE FLAX AND HEMP	0.41	-	0.41	0.23%	0.05	-	0.05	0.05%	1.25	-	1.25	-0.64%	0.05	-	0.05	0.26%
FRUIT AND VEGETABLES	0.03	-	0.03	0.02%	-	-	-	-	-	-	-	-	-	-	-	-
WINE-GROWING SECTOR / ALCOHOL	41.29	29.55	70.84	40.85%	1.20	11.06	12.26	13.10%	0.31	1.62	1.92	-0.99%	0.04	0.11	0.15	0.85%
TOBACCO	-	-	-	-	-	-	-	-	-	-	-	-	-	-	-	-
MILK PRODUCTS	37.67	69.17	106.84	61.60%	13.23	-36.52	-23.29	-24.88%	8.25	-72.91	-64.67	33.22%	7.82	-10.21	-2.39	-13.75%
BEEF MEAT	-	0.00	0.00	0.00%	-	-	-	-	0.01	-	0.01	0.00%	-	-	-	-
SHEEP AND GOAT MEAT	-	-	-	-	-	-	-	-	-	-	-	-	-	-	-	-
PIG MEAT	3.62	-	3.62	2.08%	0.49	-	0.49	0.52%	56.32	-	56.32	-28.94%	5.82	-	5.82	33.47%
FISHERY PRODUCTS	-	-	-	-	-	-	-	-	-	-	-	-	-	-	-	-
	83.01	90.43			22.89	70.69			66.13	-260.77			25.91	-8.52		
TOTAL			173.44				93.59				-194.63				17.38	

(*) Financial years 2005 to 2006, European Agricultural Guidance and Guarantee Fund-Guarantee Section (EAGGF). Financial years 2007 to 2012, European Agricultural Guarantee Fund (EAGF)

ANNEX 32

EVOLUTION of THE BREAKDOWN of EAGF EXPENDITURE - 2007 to 2012 Financial years



Commitment Appropriations

in EUR Million

FINANCIAL YEAR	BUDGET EXECUTION	STORAGE	EXPORT REFUNDS	DIRECT AIDS	OTHER MARKET MEASURES	CENTRALISED DIRECT PAYMENTS (*)	RURAL DEVELOPMENT
2007	42 120.9	-106.7	1 444.7	37 045.8	3 427.1	336.7	-26.8
2008	42 181.2	147.9	925.4	37 568.6	3 046.4	506.9	-14.1
2009	43 454.1	173.4	649.5	39 113.9	3 083.5	447.0	-13.3
2010	44 046.0	93.6	385.1	39 675.7	3 454.8	443.9	-7.1
2011	43 970.1	-194.6	179.4	40 178.0	3 428.3	385.6	-6.6
2012	44 745.6	17.4	146.7	40 880.0	3 344.5	359.8	-2.8

(*) Up to 2010 referred to as "Direct expenditure".

ANNEX 33
 EXPENDITURE CHARGED AGAINST THE 2012 BUDGET
 DETAILS by SUB-ITEM and by MEMBER STATE

Budget Line	Fund source	Item	BE	BG	CZ	DK	DE	EE	IE	EL	ES	FR	IT	CY	LV	LT	LU	HU	MT	NL	AT	PL	PT	RO	SI	SK	FI	SE	UK	CE	TOTAL		
05 01 04 01 361A 301 C1		Monitoring and preventive measures - direct payments by the EC	-	-	-	-	-	-	-	-	-	-	-	-	-	-	-	-	-	-	-	-	-	-	-	-	-	-	-	-	8.0	8.023	
05 01 04 01	C1	European Agriculture Guarantee Fund (EAGF) — Non-operational technical assistance	-	-	-	-	-	-	-	-	-	-	-	-	-	-	-	-	-	-	-	-	-	-	-	-	-	-	-	-	8.0	8.023	
05 01 04	C1	Support expenditure for operations in the Agriculture and rural development policy area	-	-	-	-	-	-	-	-	-	-	-	-	-	-	-	-	-	-	-	-	-	-	-	-	-	-	-	-	8.0	8.023	
05 01	C1	Administrative expenditure of the Agriculture and rural development policy area	-	-	-	-	-	-	-	-	-	-	-	-	-	-	-	-	-	-	-	-	-	-	-	-	-	-	-	8.0	8.023		
05 02 01 01 1000 016 C1		Refunds common wheat grain and flour - marketing year 06/07 and earlier	-	-	-	-	0.2	-	-	-	-	-	-	-	-	-	-	-	-	-	-	-	-	-	-	-	-	-	-	-	0.212	-	
05 02 01 01 1001 015		Refunds barley grain and malt - marketing year 05/06 and earlier	-	-	-	-	-	-	-	-	-	-	-	-	-	-	-	-	-	-	-	-	-	-	-	-	-	-	-	-	-	-	-
05 02 01 01 1003 057 C1		(others) - marketing year 07/08 and earlier - R.1784/03, Art.13-18	-	-	-	-	-	-	-	-	-	0.0	-	-	-	-	-	-	-	-	-	-	-	-	-	-	-	-	-	-	-	0.005	-
05 02 01 01 1003 065		Wheat starch - marketing year 07/08 and earlier - R.1784/03, Art.13-18	-	-	-	-	-	-	-	-	-	-	-	-	-	-	-	-	-	-	-	-	-	-	-	-	-	-	-	-	-	-	-
05 02 01 01 1003 075		Potato starch - marketing year 07/08 and earlier - R.1784/03, Art.13-18	-	-	-	-	-	-	-	-	-	-	-	-	-	-	-	-	-	-	-	-	-	-	-	-	-	-	-	-	-	-	-
05 02 01 01 1003 085 C1		Maize starch - marketing year 07/08 and earlier - R.1784/03, Art.13-18	-	-	-	-	-	-	-	-	-	-	-	-	-	-	-	-	-	-	-	0.0	-	-	-	-	-	-	-	-	-	0.004	-
05 02 01 01 1003 095 C1		Other starches (from other cereals and rice) marketing year 07/08 and earlier - R.1784/03, Art.13-18	0.0	-	-	-	-	-	-	-	-	-	-	-	-	-	-	-	-	-	-	-	-	-	-	-	-	-	-	-	-	0.000	-
05 02 01 01	C1	Export refunds for cereals	-	-	-	-	-	-	-	-	-	-	-	-	-	-	-	-	-	-	-	-	-	-	-	-	-	-	-	-	-	-	0.222
05 02 01 02 1011 001		Technical costs of public storage - bread-making wheat - R.1234/07, Art.10(1)a)	-	-	-	-	-	-	-	-	-	-	-	-	-	-	-	-	-	-	-	-	-	-	-	-	-	-	-	-	-	-	-
05 02 01 02 1011 004 C1		Technical costs of public storage - barley - R.1234/07, Art.10(1)a)	-	-	-	-	0.2	-	-	-	-	0.0	-	-	-	-	-	-	-	-	-	-	-	-	-	-	-	-	-	-	-	0.1	1.729
05 02 01 02 1011 006		Technical costs of public storage - maize - R.1234/07, Art.10(1)a)	-	-	-	-	-	-	-	-	-	-	-	-	-	-	-	-	-	-	-	-	-	-	-	-	-	-	-	-	-	-	-
05 02 01 02 1011 007		Technical costs of public storage - sorghum - R.1234/07, Art.10(1)a)	-	-	-	-	-	-	-	-	-	-	-	-	-	-	-	-	-	-	-	-	-	-	-	-	-	-	-	-	-	-	-
05 02 01 02 1012 001		Financial costs of public storage - bread-making wheat - R.1234/07, Art.10(1)a)	-	-	-	-	-	-	-	-	-	-	-	-	-	-	-	-	-	-	-	-	-	-	-	-	-	-	-	-	-	-	-
05 02 01 02 1012 004 C1		Financial costs of public storage - barley - R.1234/07, Art.10(1)a)	-	-	-	-	0.0	-	-	-	-	0.0	-	-	-	-	-	-	-	-	-	-	-	-	-	-	-	-	-	-	-	0.1	0.135
05 02 01 02 1012 006		Financial costs of public storage - maize - R.1234/07, Art.10(1)a)	-	-	-	-	-	-	-	-	-	-	-	-	-	-	-	-	-	-	-	-	-	-	-	-	-	-	-	-	-	-	-
05 02 01 02 1012 007		Financial costs of public storage - sorghum - R.1234/07, Art.10(1)a)	-	-	-	-	-	-	-	-	-	-	-	-	-	-	-	-	-	-	-	-	-	-	-	-	-	-	-	-	-	-	-
05 02 01 02 1013 001		Other public storage costs - bread-making wheat - R.1234/07, Art.10(1)a)	-	-	-	-	-	-	-	-	-	-	-	-	-	-	-	-	-	-	-	-	-	-	-	-	-	-	-	-	-	-	-
05 02 01 02 1013 004 C1		Other public storage costs - barley - R.1234/07, Art.10(1)a)	-	-	-	-	1.7	-	-	-	0.0	-	-	-	-	-	-	-	-	-	-	-	-	-	-	-	-	-	-	-	-	-	-
05 02 01 02 1013 004 NA		Other public storage costs - barley - R.1234/07, Art.10(1)a)	-	-	-	-	-	-	-	-	-	-	-	-	-	-	-	-	-	-	-	-	-	-	-	-	-	-	-	-	-	-	-
05 02 01 02 1013 004		Other public storage costs - barley - R.1234/07, Art.10(1)a)	-	-	-	-	1.7	-	-	-	0.0	-	-	-	-	-	-	-	-	-	-	-	-	-	-	-	-	-	-	-	-	-	-
05 02 01 02 1013 006		Other public storage costs - maize - R.1234/07, Art.10(1)a)	-	-	-	-	-	-	-	-	-	-	-	-	-	-	-	-	-	-	-	-	-	-	-	-	-	-	-	-	-	-	-
05 02 01 02 1013 007		Other public storage costs - sorghum - R.1234/07, Art.10(1)a)	-	-	-	-	-	-	-	-	-	-	-	-	-	-	-	-	-	-	-	-	-	-	-	-	-	-	-	-	-	-	-
05 02 01 02 1014 001		Depreciation on purchase - bread-making wheat - R.1234/07, Art.10(1)a)	-	-	-	-	-	-	-	-	-	-	-	-	-	-	-	-	-	-	-	-	-	-	-	-	-	-	-	-	-	-	-
05 02 01 02 1014 004		Depreciation on purchase - barley - R.1234/07, Art.10(1)a)	-	-	-	-	-	-	-	-	-	-	-	-	-	-	-	-	-	-	-	-	-	-	-	-	-	-	-	-	-	-	-
05 02 01 02 1014 006		Depreciation on purchase - maize - R.1234/07, Art.10(1)a)	-	-	-	-	-	-	-	-	-	-	-	-	-	-	-	-	-	-	-	-	-	-	-	-	-	-	-	-	-	-	-
05 02 01 02 1014 007		Depreciation on purchase - sorghum - R.1234/07, Art.10(1)a)	-	-	-	-	-	-	-	-	-	-	-	-	-	-	-	-	-	-	-	-	-	-	-	-	-	-	-	-	-	-	-
05 02 01 02 1014 011		Complementary depreciation - bread-making wheat - R.1234/07, Art.10(1)a)	-	-	-	-	-	-	-	-	-	-	-	-	-	-	-	-	-	-	-	-	-	-	-	-	-	-	-	-	-	-	-

In EUR million

ANNEX 33
 EXPENDITURE CHARGED AGAINST THE 2012 BUDGET
 DETAILS by SUB-ITEM and by MEMBER STATE

Budget Line	Fund Source	Item	BE	BG	CZ	DK	DE	EE	EE	IE	EL	ES	FR	IT	CY	LV	LT	LU	HU	MT	NL	AT	PL	PT	RO	SI	SK	FI	SE	UK	CE	TOTAL			
05 02 04 01 3100 351 C1		Barley - transport costs within M.S. - programme 2011 - R.1234/07, Art.27; R.807/10, Art.4(6)&7(1); R.945/10, Annex (b) - BE, BG, CZ, EE, IE, EL, ES, FR, IT, LV, LT, HU, MT, PL, PT, RO, SI, SK, FI	0.0	0.3	-	-	-	0.0	-	-	-	0.9	2.1	1.9	-	0.0	0.1	-	0.0	0.0	-	-	0.9	0.1	1.6	0.0	0.0	0.1	-	-	-	-	8.163		
05 02 04 01 3100 352		Maize - transport costs within M.S. - programme 2011 - R.1234/07, Art.27; R.807/10, Art.4(6)&7(1); R.945/10, Annex (b) - HU, RO	-	-	-	-	-	-	-	-	0.3	-	-	-	-	-	-	-	-	-	-	-	-	0.0	-	-	-	-	-	-	-	-	-	0.295	
05 02 04 01 3100 353 C1		Butter - transport costs within M.S. - programme 2011 - R.1234/07, Art.27; R.807/10, Art.4(6)&7(1); R.945/10, Annex (b) - IE, EL, PT	-	-	-	-	-	-	-	-	-	1.6	0.8	1.3	-	0.0	0.0	-	-	-	-	-	0.0	0.2	0.0	0.1	-	0.0	-	-	-	-	-	4.135	
05 02 04 01 3100 354 C1		Skimmed-milk powder - transport costs within M.S. - programme 2011 - R.1234/07, Art.27; R.807/10, Art.4(6)&7(1); R.945/10, Annex (b) - BE, ES, FR, IT, LV, LT, PL, PT, RO, SI, FI	-	-	-	-	-	-	-	-	-	-	-	-	-	-	-	-	-	-	-	-	-	-	-	-	-	-	-	-	-	-	-	-	
05 02 04 01 3100 355		White sugar - transport costs within M.S. - programme 2011 - R.1234/07, Art.27; R.807/10, Art.4(6)&7(1); R.945/10, Annex (b) - CZ	-	-	-	-	-	-	-	-	-	-	-	-	-	-	-	-	-	-	-	-	-	-	-	-	-	-	-	-	-	-	-	-	-
05 02 04 01 3100 356		Intra-Community transport costs - programme 2011 - breadmaking wheat - R.1234/07, Art.27; R.807/10, Art.8(2); R.945/10, Annex III(a) - BG, EL, RO	-	-	-	-	-	-	-	-	-	-	-	-	-	-	-	-	-	-	-	-	-	-	-	-	-	-	-	-	-	-	-	-	-
05 02 04 01 3100 357 C1		Intra-Community transport costs - programme 2011 - barley - R.1234/07, Art.27; R.807/10, Art.8(2); R.945/10, Annex III(a) - BE, BG, IE, EL, ES, IT, LV, MT, PL, PT, RO, SI	-	-	-	-	-	-	-	-	-	2.2	-	-	-	-	-	-	0.0	-	-	-	-	-	0.4	-	-	-	-	-	-	-	-	-	2.678
05 02 04 01 3100 358		Intra-Community transport costs - programme 2011 - maize - R.1234/07, Art.27; R.807/10, Art.8(2); R.945/10, Annex III(a) - RO	-	-	-	-	-	-	-	-	-	-	-	-	-	-	-	-	-	-	-	-	-	-	-	-	-	-	-	-	-	-	-	-	-
05 02 04 01 3100 359		Intra-Community transport costs - programme 2011 - butter - R.1234/07, Art.27; R.807/10, Art.8(2); R.945/10, Annex III(c) - IE, EL, PT	-	-	-	-	-	-	-	-	-	-	-	-	-	-	-	-	-	-	-	-	-	-	-	-	-	-	-	-	-	-	-	-	-
05 02 04 01 3100 360 C1		Intra-Community transport costs - programme 2011 - skimmed-milk powder - R.1234/07, Art.27; R.807/10, Art.8(2); R.945/10, Annex III(b) - ES, IT, LV, PL, PT, RO, SI	-	-	-	-	-	-	-	-	-	0.6	-	-	-	-	-	-	-	-	-	-	-	-	-	-	-	-	-	-	-	-	-	-	0.588
05 02 04 01 3100 361 C1		Products purchased on the market - value of product - butter - programme 2011 - R.1234/07, Art.27; R.807/10, Art.5(1); R.945/10, Annex (b) and II - IE, EL, PT	-	-	-	-	-	-	-	-	4.2	-	-	-	-	-	-	-	-	-	-	-	-	-	0.7	-	-	-	-	-	-	-	-	-	4.939
05 02 04 01 3100 362		Products purchased on the market - value of product - skimmed-milk powder - programme 2011 - R.1234/07, Art.27; R.807/10, Art.5(1); R.945/10, Annex (b) - LU	-	-	-	-	-	-	-	-	-	-	-	-	-	-	-	-	-	-	-	-	-	-	-	-	-	-	-	-	-	-	-	-	-
05 02 04 01 3100 363		Products purchased on the market - skimmed-milk powder - transport costs within M.S. - 2011 - R.1234/07, Art.27; R.807/10, Art.4(6)&7(1); R.945/10, Annex (b) - LU	-	-	-	-	-	-	-	-	-	-	-	-	-	-	-	-	-	-	-	-	-	-	-	-	-	-	-	-	-	-	-	-	-
05 02 04 01 3100 364 C1		Products purchased on the market - butter - transport costs within M.S. - 2011 - R.1234/07, Art.27; R.807/10, Art.4(6)&7(1); R.945/10, Annex (b) and II - IE, EL, PT	-	-	-	-	-	-	-	-	-	0.6	0.7	0.9	-	0.1	0.1	-	-	0.1	0.0	-	-	0.4	0.1	-	0.0	0.0	0.0	-	-	-	-	-	3.330
05 02 04 01 3100 365 C1		Administrative costs - programme 2011 - R.807/10, Art.7(2); R.945/10, Annex (a) - BE, BG, CZ, EE, IE, EL, ES, FR, IT, LV, LU, HU, MT, PL, PT, RO, SI, SK, FI	0.1	0.1	0.0	-	-	0.0	-	-	0.0	0.6	0.7	0.9	-	0.1	0.1	-	0.1	0.0	-	-	-	-	0.4	0.1	-	0.0	0.0	-	-	-	-	-	3.330
05 02 04 01 3100 365 NA		Administrative costs - programme 2011 - R.807/10, Art.7(2); R.945/10, Annex (a) - BE, BG, CZ, EE, IE, EL, ES, FR, IT, LV, LU, HU, MT, PL, PT, RO, SI, SK, FI	-	-	-	-	-	-	-	-	-	-	-	-	-	-	-	-	-	-	-	-	-	-	-	-	-	-	-	-	-	-	-	-	-
05 02 04 01 3100 365		Administrative costs - programme 2011 - R.807/10, Art.7(2); R.945/10, Annex (a) - BE, BG, CZ, EE, IE, EL, ES, FR, IT, LV, LU, HU, MT, PL, PT, RO, SI, SK, FI	0.1	0.1	0.0	-	-	0.0	-	-	0.0	0.6	0.7	0.9	-	0.1	0.1	-	0.1	0.0	-	-	-	0.4	0.1	-	0.0	0.0	0.0	-	-	-	-	-	3.330

ANNEX 33
 EXPENDITURE CHARGED AGAINST THE 2012 BUDGET
 DETAILS by SUB-ITEM and by MEMBER STATE

Budget Line	Fund source	Item	BE	BG	CZ	DK	DE	EE	IE	EL	ES	FR	IT	CY	LV	LT	LU	HU	MT	NL	AT	PL	PT	RO	SI	SK	FI	SE	UK	CE	TOTAL							
05 02 09 99 1612 105		Art.27, R.1493/99; Art.48 1a), R. 1623/00 - neutral alcohol from marc - aids without intervention - marketing year 07/08 and earlier	-	-	-	-	-	-	-	-	-	-	-	-	-	-	-	-	-	-	-	-	-	-	-	-	-	-	-	-	-	-	-	-	-			
05 02 09 99 1612 106		Art.27, R.1493/99; Art.48 1a), R. 1623/00 - neutral alcohol from wine and lees - aid with intervention - marketing year 07/08 and earlier	-	-	-	-	-	-	-	-	-	-	-	-	-	-	-	-	-	-	-	-	-	-	-	-	-	-	-	-	-	-	-	-	-	-		
05 02 09 99 1612 107		Art.27, R.1493/99; Art.48 1a), R. 1623/00 - neutral alcohol from wine and lees - aids without intervention - marketing year 07/08 and earlier	-	-	-	-	-	-	-	-	-	-	-	-	-	-	-	-	-	-	-	-	-	-	-	-	-	-	-	-	-	-	-	-	-	-		
05 02 09 99 1612 108		Art.27, R.1493/99; Art.48 1b), R. 1623/00 - distillates/raw alcohol - marc - aid with intervention - marketing year 07/08 and earlier	-	-	-	-	-	-	-	-	-	-	-	-	-	-	-	-	-	-	-	-	-	-	-	-	-	-	-	-	-	-	-	-	-	-		
05 02 09 99 1612 109		Art.27, R.1493/99; Art.48 1b), R. 1623/00 - spirits - marc - aids without intervention - marketing year 07/08 and earlier	-	-	-	-	-	-	-	-	-	-	-	-	-	-	-	-	-	-	-	-	-	-	-	-	-	-	-	-	-	-	-	-	-	-	-	
05 02 09 99 1612 110		Art.27, R.1493/99; Art.48 1b), R. 1623/00 - supplementary aid - marketing year 07/08 and earlier	-	-	-	-	-	-	-	-	-	-	-	-	-	-	-	-	-	-	-	-	-	-	-	-	-	-	-	-	-	-	-	-	-	-	-	
05 02 09 99 1612 111		Art.27, R.1493/99; Art.48 1c), R. 1623/00 - wine spirits/raw alcohol from wine and lees - aid with intervention - marketing year 07/08 and earlier	-	-	-	-	-	-	-	-	-	-	-	-	-	-	-	-	-	-	-	-	-	-	-	-	-	-	-	-	-	-	-	-	-	-	-	
05 02 09 99 1612 112		Art.27, R.1493/99; Art.48 1c), R. 1623/00 - wine spirits/raw alcohol from wine and lees - aids without intervention - marketing year 07/08 and earlier	-	-	-	-	-	-	-	-	-	-	-	-	-	-	-	-	-	-	-	-	-	-	-	-	-	-	-	-	-	-	-	-	-	-	-	
05 02 09 99 1612 113		Art.71(6), R.1623/00 - producers - fortified wine/by products - marketing year 07/08 and earlier	-	-	-	-	-	-	-	-	-	-	-	-	-	-	-	-	-	-	-	-	-	-	-	-	-	-	-	-	-	-	-	-	-	-	-	
05 02 09 99 1630 015		Aid - concentrated musts for enriching certain wines - marketing year 07/08 and earlier - R.1493/99, Art.34 1a)	-	-	-	-	-	-	-	-	-	-	-	-	-	-	-	-	-	-	-	-	-	-	-	-	-	-	-	-	-	-	-	-	-	-	-	
05 02 09 99 1630 025		Aid - processing into grape juice - marketing year 07/08 and earlier - R. 1493/99, Art.35 1a)	-	-	-	-	-	-	-	-	-	-	-	-	-	-	-	-	-	-	-	-	-	-	-	-	-	-	-	-	-	-	-	-	-	-	-	
05 02 09 99 1630 054	C1	Aid - concentrated and rectified musts for enriching certain wines - marketing year 07/08 and earlier - R.1493/99, Art.34 1b)	-	-	-	-	-	-	-	-	-	-	-	-	-	-	-	-	-	-	-	-	-	-	-	-	-	-	-	-	-	-	-	-	-	-	-	
05 02 09 99 1630 100		Other aids - R.1493/99, Art.35 1b)&c) - marketing year 07/08 and earlier - IE, UK	-	-	-	-	-	-	-	-	-	-	-	-	-	-	-	-	-	-	-	-	-	-	-	-	-	-	-	-	-	-	-	-	-	-	-	
05 02 09 99 1640 020	C1	Permanent abandonment premiums for areas under vines - marketing year - 07/08 and earlier - R. 1493/99, Art.8	-	-	-	-	-	-	-	-	-	-	-	-	-	-	-	-	-	-	-	-	-	-	-	-	-	-	-	-	-	-	-	-	-	-	-	
05 02 09 99 1650 011	C1	Restructuring and conversion of vineyards - marketing year 07/08 and earlier - decision 2008/799/EC	-	-	-	-	-	-	-	-	-	-	-	-	-	-	-	-	-	-	-	-	-	-	-	-	-	-	-	-	-	-	-	-	-	-	-	
05 02 09 99 1690 101	C1	Others - R.822/87, R.1493/99, R.479/08	-	-	-	-	-	-	-	-	-	-	-	-	-	-	-	-	-	-	-	-	-	-	-	-	-	-	-	-	-	-	-	-	-	-	-	
05 02 09 99	C1	Other measures (wine-growing sector)	-	-	-	-	-	-	-	-	-	-	-	-	-	-	-	-	-	-	-	-	-	-	-	-	-	-	-	-	-	-	-	-	-	-	-	
05 02 09 01 3800 356	C1	Products of the wine-growing sector	-	-	-	-	-	-	-	-	-	-	-	-	-	-	-	-	-	-	-	-	-	-	-	-	-	-	-	-	-	-	-	-	-	-	-	
05 02 10 01 3800 479		Fruits & vegetables - R.1071/05 - decision C(06)3079 - multinat. contract - BE, FR, NL - programme 1	-	-	-	-	-	-	-	-	-	-	-	-	-	-	-	-	-	-	-	-	-	-	-	-	-	-	-	-	-	-	-	-	-	-	-	-
05 02 10 01 3800 480		Measures within the Union - R.1071/05 - decision C(07)3299 - programme 1 - EL, FR, IT, PL, PT	-	-	-	-	-	-	-	-	-	-	-	-	-	-	-	-	-	-	-	-	-	-	-	-	-	-	-	-	-	-	-	-	-	-	-	-
05 02 10 01 3800 481		Measures within the Union - R.1071/05 - decision C(07)3299 - programme 2 - EL, FR, IT	-	-	-	-	-	-	-	-	-	-	-	-	-	-	-	-	-	-	-	-	-	-	-	-	-	-	-	-	-	-	-	-	-	-	-	-
05 02 10 01 3800 483	C1	Measures within the Union - R.1071/05 - decision C(07)3299 - programme 3 - FR	-	-	-	-	-	-	-	-	-	-	-	-	-	-	-	-	-	-	-	-	-	-	-	-	-	-	-	-	-	-	-	-	-	-	-	-
05 02 10 01 3800 484	C1	Measures within the Union - R.1071/05 - decision C(08)3738 - multinat. contract - programme 1 - FR, IT, PT	-	-	-	-	-	-	-	-	-	-	-	-	-	-	-	-	-	-	-	-	-	-	-	-	-	-	-	-	-	-	-	-	-	-	-	-
05 02 10 01 3800 485	C1	Measures within the Union - R.1071/05 - decision C(08)3738 - multinat. contract - programme 2 - DK, UK	-	-	-	-	-	-	-	-	-	-	-	-	-	-	-	-	-	-	-	-	-	-	-	-	-	-	-	-	-	-	-	-	-	-	-	-
05 02 10 01 3800 485	C1	Measures within the Union - R.1071/05 - decision C(08)3738 - programme 1 - BE, DE, EL, FR, LU, NL, AT, PT, SI, SK, SE, UK	-	-	-	-	-	-	-	-	-	-	-	-	-	-	-	-	-	-	-	-	-	-	-	-	-	-	-	-	-	-	-	-	-	-	-	-

In EUR million

DIRECTORATE-GENERAL FOR AGRICULTURE AND RURAL DEVELOPMENT
 Directorate 1. Management of resources.
 1.1. Budget management
 EAGF - 2012 FINANCIAL REPORT

EAGF - EUROPEAN AGRICULTURAL GUARANTEE FUND

ANNEX 33
 EXPENDITURE CHARGED AGAINST THE 2012 BUDGET
 DETAILS by SUB-ITEM and by MEMBER STATE

Budget Line	Fund Source	Item	BE	BG	CZ	DK	DE	EE	IE	EL	ES	FR	IT	CY	LV	LT	LU	HU	MT	NL	AT	PL	PT	RO	SI	SK	FI	SE	UK	CE	TOTAL											
05 02 10 01 3800 485	NA	Measures within the Union - R:1071/05 - decision C(08)3738 - programme 1 - BE, DE, EL, FR, LU, NL, AT, PT, SI, SK, SE, UK	-	-	-	-	-	-	-	-	-	-	-	-	-	-	-	-	-	-	-	-	-	-	-	-	-	-	-	-	-	-	-	-	-	-	-	-				
05 02 10 01 3800 485		Measures within the Union - R:1071/05 - decision C(08)3738 - programme 1 - BE, DE, EL, FR, LU, NL, AT, PT, SI, SK, SE, UK	-	-	-	-	0.1	-	-	0.6	-	0.6	-	-	-	-	0.1	-	-	-	0.3	-	0.2	-	0.1	0.1	-	0.0	0.0	-	-	-	-	-	-	-	-	-	2.115			
05 02 10 01 3800 486	C1	Measures within the Union - R:1071/05 - decision C(08)3738 - programme 2 - BE, EL, FR, IT, NL, SE	0.1	-	-	-	-	-	-	0.2	-	0.4	0.1	-	-	-	-	-	-	0.2	-	-	-	-	-	-	-	-	-	-	-	-	-	-	-	-	-	-	-	1.019		
05 02 10 01 3800 487	C1	Measures within the Union - R:1071/05 - decision C(08)3738 - programme 3 - BE, FR, IT, NL	0.2	-	-	-	-	-	-	-	0.0	0.1	0.1	-	-	-	-	-	-	0.3	-	-	-	-	-	-	-	-	-	-	-	-	-	-	-	-	-	-	-	0.635		
05 02 10 01 3800 488	C1	Measures within the Union - R:1071/05 - decision C(08)3738 - programme 4 - FR, IT	-	-	-	-	-	-	-	-	-	-	0.2	-	-	-	-	-	-	-	-	-	-	-	-	-	-	-	-	-	-	-	-	-	-	-	-	-	-	0.193		
05 02 10 01 3800 489	C1	Measures within the Union - R:501/08 - decision C(09)5563 - multinat. contract - programme 1 - FR, NL	-	-	-	-	-	-	-	-	-	0.9	-	-	-	-	-	-	-	0.2	-	-	-	-	-	-	-	-	-	-	-	-	-	-	-	-	-	-	-	1.117		
05 02 10 01 3800 490	C1	Measures within the Union - R:501/08 - decision C(09)5563 - multinat. contract - programme 2 - BE, LU	-	-	-	-	-	-	-	-	-	-	-	-	-	-	0.0	-	-	-	-	-	-	-	-	-	-	-	-	-	-	-	-	-	-	-	-	-	-	0.001		
05 02 10 01 3800 491	C1	Measures within the Union - R:501/08 - decision C(09)5563 - programme 1 - EL, ES, IT, LV, NL, AT, PT, FI, UK	-	-	-	-	-	-	-	0.1	2.2	-	0.5	0.2	-	-	-	-	-	0.3	0.2	-	0.5	-	-	-	0.2	-	1.0	-	-	-	-	-	-	-	-	-	-	5.183		
05 02 10 01 3800 492	C1	Measures within the Union - R:501/08 - decision C(09)5563 - programme 2 - IT, LV, AT, UK	-	-	-	-	-	-	-	-	-	-	0.5	0.1	-	-	-	-	-	-	0.6	-	-	-	-	-	-	-	-	-	-	-	-	-	-	-	-	-	-	1.563		
05 02 10 01 3800 493	C1	Measures within the Union - R:501/08 - decision C(09)5563 - programme 3 - IT	-	-	-	-	-	-	-	-	-	-	0.6	-	-	-	-	-	-	-	-	-	-	-	-	-	-	-	-	-	-	-	-	-	-	-	-	-	-	0.595		
05 02 10 01 3800 494	C1	Measures within the Union - R:698/09 - decision C(09)10784 - multinat. contract - programme 1 - IE, UK	-	-	-	-	-	-	-	-	-	-	-	0.3	-	-	-	-	-	-	-	-	-	-	-	-	-	-	-	-	-	-	-	-	-	-	-	-	-	0.451		
05 02 10 01 3800 495	C1	Measures within the Union - R:698/09 - decision C(09)10784 - programme 1 - BG, DE, FI, FR, IT, MT, NL, AT, PT	-	-	-	-	0.6	-	-	-	-	0.7	-	-	-	-	-	-	-	0.1	0.1	0.6	-	0.4	-	-	-	0.1	-	-	-	-	-	-	-	-	-	-	-	-	2.888	
05 02 10 01 3800 496	C1	Measures within the Union - R:698/09 - decision C(09)10784 - programme 2 - FR, NL	-	-	-	-	-	-	-	-	-	1.4	-	-	-	-	-	-	-	-	0.5	-	-	-	-	-	-	-	-	-	-	-	-	-	-	-	-	-	-	-	1.942	
05 02 10 01 3800 497	C1	Measures within the Union - R:698/09 - decision C(09)10784 - programme 3 - FR	-	-	-	-	-	-	-	-	-	0.6	-	-	-	-	-	-	-	-	-	-	-	-	-	-	-	-	-	-	-	-	-	-	-	-	-	-	-	-	0.599	
05 02 10 01 3800 498	C1	Measures within the Union - R:501/08 - decision C(10)4312 - multinat. contract - programme 1 - ES, FR	-	-	-	-	-	-	-	-	-	0.3	0.2	-	-	-	-	-	-	-	-	-	-	-	-	-	-	-	-	-	-	-	-	-	-	-	-	-	-	-	0.443	
05 02 10 01 3800 499	C1	Measures within the Union - R:501/08 - decision C(10)4312 - multinat. contract - programme 2 - ES, FR, NL	-	-	-	-	-	-	-	-	-	0.1	0.3	-	-	-	-	-	-	0.5	-	-	-	-	-	-	-	-	-	-	-	-	-	-	-	-	-	-	-	-	0.951	
05 02 10 01 3800 500	C1	Measures within the Union - R:501/08 - decision C(10)4312 - multinat. contract - programme 3 - BE, FR, NL	0.1	-	-	-	-	-	-	-	-	-	1.0	-	-	-	-	-	-	-	0.1	-	-	-	-	-	-	-	-	-	-	-	-	-	-	-	-	-	-	-	-	1.211
05 02 10 01 3800 501	C1	Measures within the Union - R:501/08 - decision C(10)4312 - multinat. contract - programme 4 - BE, FR, UK	0.2	-	-	-	-	-	-	-	-	0.2	-	-	-	-	-	-	-	-	-	-	-	-	-	-	-	-	-	0.3	-	-	-	-	-	-	-	-	-	-	0.684	
05 02 10 01 3800 502	C1	Measures within the Union - R:501/08 - decision C(10)4312 - programme 1 - BE, CZ, DK, DE, IE, EL, FR, IT, NL, AT, PL, SI, UK	0.7	-	0.1	0.2	0.1	-	0.5	0.2	-	0.6	0.5	-	-	-	-	-	-	0.7	0.4	0.7	-	0.7	-	0.1	-	-	-	-	-	-	-	-	-	-	-	-	-	-	5.135	
05 02 10 01 3800 503	C1	Measures within the Union - R:501/08 - decision C(10)4312 - programme 2 - CZ, IT	-	-	-	-	-	-	-	-	-	-	0.8	-	-	-	-	-	-	-	-	-	-	-	-	-	-	-	-	-	-	-	-	-	-	-	-	-	-	-	-	0.864
05 02 10 01 3800 503	NA	Measures within the Union - R:501/08 - decision C(10)4312 - programme 2 - CZ, IT	-	-	-	-	-	-	-	-	-	-	-	-	-	-	-	-	-	-	-	-	-	-	-	-	-	-	-	-	-	-	-	-	-	-	-	-	-	-	-	-
05 02 10 01 3800 503		Measures within the Union - R:501/08 - decision C(10)4312 - programme 2 - CZ, IT	-	-	-	-	-	-	-	-	-	0.8	-	-	-	-	-	-	-	-	-	-	-	-	-	-	-	-	-	-	-	-	-	-	-	-	-	-	-	-	-	0.864
05 02 10 01 3800 504	C1	Measures within the Union - R:501/08 - decision C(11)4611 - multinat. contract - programme 1 - ES, FR, PT	-	-	-	-	-	-	-	-	-	0.9	1.2	-	-	-	-	-	-	-	-	-	-	0.1	-	-	-	-	-	-	-	-	-	-	-	-	-	-	-	-	-	2.216
05 02 10 01 3800 505	C1	Measures within the Union - R:501/08 - decision C(11)4611 - multinat. contract - programme 2 - FR, IT, PT	-	-	-	-	-	-	-	-	-	-	0.1	-	-	-	-	-	-	-	-	-	-	-	-	-	-	-	-	-	-	-	-	-	-	-	-	-	-	-	-	0.183

In EUR million

ANNEX 33

EXPENDITURE CHARGED AGAINST THE 2012 BUDGET
 DETAILS by SUB-ITEM and by MEMBER STATE

Budget Line	Fund source	Item	BE	BG	CZ	DK	DE	EE	IE	EL	ES	FR	IT	CY	LV	LT	LU	HU	MT	NL	AT	PL	PT	RO	SI	SK	FI	SE	UK	CE	TOTAL	
05 02 10 01 3801 439	C1	Third countries - R.501/2008 - decision C(2009)9404 - programme 3 - IT	-	-	-	-	-	-	-	-	-	-	0.2	-	-	-	-	-	-	-	-	-	-	-	-	-	-	-	-	-	0.150	
05 02 10 01 3801 440	C1	Third countries - R.501/2008 - decision C(2010)8717 - programme 1 - IT, PL, PT	-	-	-	-	-	-	-	-	-	-	0.6	-	-	-	-	-	-	-	-	1.2	-	-	-	-	-	-	-	-	1.784	
05 02 10 01 3801 441	C1	Third countries - R.501/2008 - decision C(2010)8717 - programme 2 - EL, IT	-	-	-	-	-	-	-	0.4	-	-	0.6	-	-	-	-	-	-	-	-	-	-	-	-	-	-	-	-	-	0.925	
05 02 10 01 3801 442	C1	Third countries - R.501/2008 - decision C(2010)8717 - programme 3 - IT	-	-	-	-	-	-	-	-	-	-	0.7	-	-	-	-	-	-	-	-	-	-	-	-	-	-	-	-	-	0.723	
05 02 10 01 3801 443		Third countries - fruits & vegetables - R.501/08, R.688/11 - decision C(1)8145 - programme 1 - EL, RO	-	-	-	-	-	-	-	-	-	-	-	-	-	-	-	-	-	-	-	-	-	-	-	-	-	-	-	-	-	
05 02 10 01 3801 444	C1	Third countries - fruits & vegetables - R.501/08, R.688/11 - decision C(1)8145 - programme 2 - EL	-	-	-	-	-	-	-	0.1	-	-	-	-	-	-	-	-	-	-	-	-	-	-	-	-	-	-	-	-	0.135	
05 02 10 01 3801 445	C1	Third countries - R.501/08 - decision C(1)8761 - multinat. contract - programme 1 - BG, RO	-	-	-	-	-	-	-	-	-	-	-	-	-	-	-	-	-	-	-	-	-	-	-	-	-	-	-	-	0.000	
05 02 10 01 3801 446	C1	Third countries - R.501/08 - decision C(1)8761 - multinat. contract - programme 2 - FR, IT	-	-	-	-	-	-	-	-	-	-	0.1	-	-	-	-	-	-	-	-	-	-	-	-	-	-	-	-	-	0.055	
05 02 10 01 3801 447	C1	Third countries - R.501/08 - decision C(1)8761 - programme 1 - BG, EL, ES, FR, IT, PL, RO, SI	-	0.1	-	-	-	-	-	-	-	0.1	0.0	0.1	-	-	0.1	-	-	-	-	0.1	-	-	-	-	-	-	-	-	0.562	
05 02 10 01 3801 448	C1	Third countries - R.501/08 - decision C(1)8761 - programme 2 - BG, EL, IT, PL	-	0.0	-	-	-	-	-	0.3	-	-	0.3	-	-	-	-	-	-	-	-	0.1	-	-	-	-	-	-	-	-	0.726	
05 02 10 01 3801 449	C1	Third countries - R.501/08 - decision C(1)8761 - programme 3 - EL, IT	-	-	-	-	-	-	-	0.1	-	-	0.1	-	-	-	-	-	-	-	-	-	-	-	-	-	-	-	-	-	0.180	
05 02 10 01 3801 450		Third countries - R.501/08 - decision C(1)8761 - programme 4 - EL	-	-	-	-	-	-	-	-	-	-	-	-	-	-	-	-	-	-	-	-	-	-	-	-	-	-	-	-	-	
05 02 10 01 3801 451		Third countries - R.501/08 - decision C(1)8761 - programme 5 - EL	-	-	-	-	-	-	-	-	-	-	-	-	-	-	-	-	-	-	-	-	-	-	-	-	-	-	-	-	-	
05 02 10 01 3801 452		Third countries - R.501/08 - decision C(1)8761 - programme 6 - EL	-	-	-	-	-	-	-	-	-	-	-	-	-	-	-	-	-	-	-	-	-	-	-	-	-	-	-	-	-	
05 02 10 01 3801 453		Third countries - R.501/08 - decision C(12)4334 - multinat. contract - programme 4 - BG, EL	-	-	-	-	-	-	-	-	-	-	-	-	-	-	-	-	-	-	-	-	-	-	-	-	-	-	-	-	-	
05 02 10 01 3801 454		Third countries - R.501/08 - decision C(12)4334 - programme 1 - DK	-	-	-	-	-	-	-	-	-	-	-	-	-	-	-	-	-	-	-	-	-	-	-	-	-	-	-	-	-	
05 02 10 01 3801 455		Third countries - R.501/08 - decision C(12)4334 - programme 4 - EL	-	-	-	-	-	-	-	-	-	-	-	-	-	-	-	-	-	-	-	-	-	-	-	-	-	-	-	-	-	
05 02 10 01	C1	Promotion measures — Payments by Member States	1.4	1.2	0.2	0.4	1.2	-	0.8	4.2	4.1	9.6	8.9	0.0	0.4	0.4	0.1	-	0.1	3.3	2.3	3.3	2.0	0.0	0.3	0.1	0.3	0.1	2.7	-	47.380	
05 02 10 01	NA	Promotion measures — Payments by Member States	-	-	-	-	-	-	-	-	-	-	-	-	-	-	-	-	-	-	-	-	-	-	-	-	-	-	-	-	-	
05 02 10 01		Promotion measures — Payments by Member States	1.4	1.2	0.2	0.4	1.2	-	0.8	4.2	4.1	9.6	8.9	0.0	0.4	0.4	0.1	-	0.1	3.3	2.3	3.3	2.0	0.0	0.3	0.1	0.3	0.1	2.7	-	47.380	
05 02 10 02 3810 301	C1	Direct payments reserved for EAGF	-	-	-	-	-	-	-	-	-	-	-	-	-	-	-	-	-	-	-	-	-	-	-	-	-	-	-	-	1.326	
05 02 10 02	C1	Promotion measures — Direct payments by the Union	-	-	-	-	-	-	-	-	-	-	-	-	-	-	-	-	-	-	-	-	-	-	-	-	-	-	-	-	1.326	
05 02 10 99 0000 006	C1	Others	-	-	-	-	-	-	-	-	0.0	-0.0	-	-	-	-	-	-	-	-	-	-	0.0	-	-	-	-	-	-	-	0.007	
05 02 10 99 0000 005	NA	Others	-	-	-	-	-	-	-	-	-	-	-	-	-	-	-	-	-	-	-	-	-	-	-	-	-	-	-	-	-	
05 02 10 99 0000 006	NA	Others	-	-	-	-	-	-	-	-	0.0	-0.0	-	-	-	-	-	-	-	-	-	-	0.0	-	-	-	-	-	-	-	0.007	
05 02 10 99	C1	Other measures (promotion)	-	-	-	-	-	-	-	-	0.0	-0.0	-	-	-	-	-	-	-	-	-	-	0.0	-	-	-	-	-	-	-	0.007	
05 02 10 99	NA	Other measures (promotion)	-	-	-	-	-	-	-	-	-	-	-	-	-	-	-	-	-	-	-	-	-	-	-	-	-	-	-	-	-	
05 02 10 99	C1	Other measures (promotion)	-	-	-	-	-	-	-	-	0.0	-0.0	-	-	-	-	-	-	-	-	-	-	0.0	-	-	-	-	-	-	-	0.007	
05 02 10	NA	Promotion	1.4	1.2	0.2	0.4	1.2	-	0.8	4.2	4.1	9.6	8.9	0.0	0.4	0.4	0.1	-	0.1	3.3	2.3	3.3	2.0	0.0	0.3	0.1	0.3	0.1	2.7	-	48.713	
05 02 10	NA	Promotion	-	-	-	-	-	-	-	-	-	-	-	-	-	-	-	-	-	-	-	-	-	-	-	-	-	-	-	-	-	
05 02 10	C1	Promotion	1.4	1.2	0.2	0.4	1.2	-	0.8	4.2	4.1	9.6	8.9	0.0	0.4	0.4	0.1	-	0.1	3.3	2.3	3.3	2.0	0.0	0.3	0.1	0.3	0.1	2.7	-	48.713	
05 02 11 01 1300 044	C1	Production aid - dried fodder - R.1234/07, Art.87 - 88 - marketing year 09/10 and earlier	-	-	-	-	-	-	-	-	-	-	-	-	-	-	-	-	-	-	-	-	-	-	-	-	-	-	-	-	-	-
05 02 11 01 1300 045	C1	Production aid - dried fodder - R.1234/07, Art.87 - 88 - marketing year 10/11	-	-	-	-	-	-	-	-	-	-	-	-	-	-	-	-	-	-	-	-	-	-	-	-	-	-	-	-	-	-
05 02 11 01 1300 046	C1	Production aid - dried fodder - R.1234/07, Art.87 - 88 - marketing year 10/11	-	-	-	-	-	-	-	-	-	-	-	-	-	-	-	-	-	-	-	-	-	-	-	-	-	-	-	-	-	-
05 02 11 01 1300 047	C1	Production aid - dried fodder - R.1234/07, Art.87 - 88 - marketing year 10/11	-	-	-	-	-	-	-	-	-	-	-	-	-	-	-	-	-	-	-	-	-	-	-	-	-	-	-	-	-	-
05 02 11 01 1300 047	C1	Production aid - dried fodder - R.1234/07, Art.87 - 88 - marketing year 11/12	-	-	-	-	-	-	-	-	-	-	-	-	-	-	-	-	-	-	-	-	-	-	-	-	-	-	-	-	-	-
05 02 11 01 1300 047	NA	Production aid - dried fodder - R.1234/07, Art.87 - 88 - marketing year 11/12	-	-	-	-	-	-	-	-	-	-	-	-	-	-	-	-	-	-	-	-	-	-	-	-	-	-	-	-	-	-
05 02 11 01 1300 047	NA	Production aid - dried fodder - R.1234/07, Art.87 - 88 - marketing year 11/12	-	-	-	-	-	-	-	-	-	-	-	-	-	-	-	-	-	-	-	-	-	-	-	-	-	-	-	-	-	-
05 02 11 01 1300 047	NA	Production aid - dried fodder - R.1234/07, Art.87 - 88 - marketing year 11/12	-	-	-	-	-	-	-	-	-	-	-	-	-	-	-	-	-	-	-	-	-	-	-	-	-	-	-	-	-	-
05 02 11 01 1300 047	NA	Production aid - dried fodder - R.1234/07, Art.87 - 88 - marketing year 11/12	-	-	-	-	-	-	-	-	-	-	-	-	-	-	-	-	-	-	-	-	-	-	-	-	-	-	-	-	-	-
05 02 11 01 1300 047	NA	Production aid - dried fodder - R.1234/07, Art.87 - 88 - marketing year 11/12	-	-	-	-	-	-	-	-	-	-	-	-	-	-	-	-	-	-	-	-	-	-	-	-	-	-	-	-	-	-
05 02 11 01 1300 047	NA	Production aid - dried fodder - R.1234/07, Art.87 - 88 - marketing year 11/12	-	-	-	-	-	-	-	-	-	-	-	-	-	-	-	-	-	-	-	-	-	-	-	-	-	-	-	-	-	-
05 02 11 01 1300 047	NA	Production aid - dried fodder - R.1234/07, Art.87 - 88 - marketing year 11/12	-	-	-	-	-	-	-	-	-	-	-	-	-	-	-	-	-	-	-	-	-	-	-	-	-	-	-	-	-	-
05 02 11 01 1300 047	NA	Production aid - dried fodder - R.1234/07, Art.87 - 88 - marketing year 11/12	-	-	-	-	-	-	-	-	-	-	-	-	-	-	-	-	-	-	-	-	-	-	-	-	-	-	-	-	-	-
05 02 11 01 1300 047	NA	Production aid - dried fodder - R.1234/07, Art.87 - 88 - marketing year 11/12	-	-	-	-	-	-	-	-	-	-	-	-	-	-	-	-	-	-	-	-	-	-	-	-	-	-	-	-	-	-
05 02 11 01 1300 047	NA	Production aid - dried fodder - R.1234/07, Art.87 - 88 - marketing year 11/12	-	-	-	-	-	-	-	-	-	-	-	-	-	-	-	-	-	-	-	-	-	-	-	-	-	-	-	-	-	-
05 02 11 01 1300 047	NA	Production aid - dried fodder - R.1234/07, Art.87 - 88 - marketing year 11/12	-	-	-	-																										

ANNEX 33
 EXPENDITURE CHARGED AGAINST THE 2012 BUDGET
 DETAILS by SUB-ITEM and by MEMBER STATE

Budget Line	Fund source	Item	BE	BG	CZ	DK	DE	EE	IE	EL	ES	FR	IT	CY	LV	LT	LU	HU	MT	NL	AT	PL	PT	RO	SI	SK	FI	SE	UK	CE	TOTAL				
05 02 11 04 3211 141		Poseima - livestock products - aid, private storage - cheese - Azores - R.247/06, title III - calendar year 2008 and earlier - PT	-	-	-	-	-	-	-	-	-	-	-	-	-	-	-	-	-	-	-	-	-	-	-	-	-	-	-	-	-	-			
05 02 11 04 3211 142		Poseima - livestock products - aid for marketing quality products - Azores - R.247/06, title III - calendar year 2008 and earlier - PT	-	-	-	-	-	-	-	-	-	-	-	-	-	-	-	-	-	-	-	-	-	-	-	-	-	-	-	-	-	-			
05 02 11 04 3211 143 C1		Poseima - livestock products - other payments - Azores - R.247/06, title III - calendar year 2008 and earlier - PT	-	-	-	-	-	-	-	-	-	-	-	-	-	-	-	-	-	-	-	-	-	-	-	-	-	-	-	-	-	-	-		
05 02 11 04 3211 150		Poseima - livestock products - import aid - animal reproducers - Madeira - R.247/06, title III - calendar year 2009 and earlier - PT	-	-	-	-	-	-	-	-	-	-	-	-	-	-	-	-	-	-	-	-	-	-	-	-	-	-	-	-	-	-	-	-	
05 02 11 04 3211 151		Poseima - technical assistance - Madeira - R.247/06 - calendar year 2009 and earlier - PT	-	-	-	-	-	-	-	-	-	-	-	-	-	-	-	-	-	-	-	-	-	-	-	-	-	-	-	-	-	-	-	-	
05 02 11 04 3211 165		Poseima - livestock products - import aid - animal reproducers - Azores - R.247/06, title III - calendar year 2009 and earlier - PT	-	-	-	-	-	-	-	-	-	-	-	-	-	-	-	-	-	-	-	-	-	-	-	-	-	-	-	-	-	-	-	-	
05 02 11 04 3211 166		Poseima - financing of studies - demonstration projects - training - technical assistance - Azores - R.247/06, title III - calendar year 2009 and earlier - PT	-	-	-	-	-	-	-	-	-	-	-	-	-	-	-	-	-	-	-	-	-	-	-	-	-	-	-	-	-	-	-	-	-
05 02 11 04 3220 110		Poseican - supply arrangements - plant products - cereals - R.247/06, title II - calendar year 2009 and earlier - ES	-	-	-	-	-	-	-	-	-	-	-	-	-	-	-	-	-	-	-	-	-	-	-	-	-	-	-	-	-	-	-	-	-
05 02 11 04 3220 111		Poseican - supply arrangements - plant products - sugar - R.247/06, title II - calendar year 2009 and earlier - ES	-	-	-	-	-	-	-	-	-	-	-	-	-	-	-	-	-	-	-	-	-	-	-	-	-	-	-	-	-	-	-	-	-
05 02 11 04 3220 112		Poseican - supply arrangements - plant products - processed products - R.247/06, title II - calendar year 2009 and earlier - ES	-	-	-	-	-	-	-	-	-	-	-	-	-	-	-	-	-	-	-	-	-	-	-	-	-	-	-	-	-	-	-	-	-
05 02 11 04 3220 113		Poseican - supply arrangements - plant products - others - R.247/06, title II - calendar year 2009 and earlier - ES	-	-	-	-	-	-	-	-	-	-	-	-	-	-	-	-	-	-	-	-	-	-	-	-	-	-	-	-	-	-	-	-	-
05 02 11 04 3220 114		Poseican - supply arrangements - livestock products - milk products - R.247/06, title II - calendar year 2009 and earlier - ES	-	-	-	-	-	-	-	-	-	-	-	-	-	-	-	-	-	-	-	-	-	-	-	-	-	-	-	-	-	-	-	-	-
05 02 11 04 3220 115		Poseican - supply arrangements - livestock products - beef/veal - R.247/06, title II - calendar year 2009 and earlier - ES	-	-	-	-	-	-	-	-	-	-	-	-	-	-	-	-	-	-	-	-	-	-	-	-	-	-	-	-	-	-	-	-	-
05 02 11 04 3220 116		Poseican - supply arrangements - livestock products - pigmeat - R.247/06, title II - calendar year 2009 and earlier - ES	-	-	-	-	-	-	-	-	-	-	-	-	-	-	-	-	-	-	-	-	-	-	-	-	-	-	-	-	-	-	-	-	-
05 02 11 04 3220 117		Poseican - supply arrangements - livestock products - poultry meat - R.247/06, title II - calendar year 2009 and earlier - ES	-	-	-	-	-	-	-	-	-	-	-	-	-	-	-	-	-	-	-	-	-	-	-	-	-	-	-	-	-	-	-	-	-
05 02 11 04 3220 118		Poseican - supply arrangements - livestock products - others - R.247/06, title II - calendar year 2009 and earlier - ES	-	-	-	-	-	-	-	-	-	-	-	-	-	-	-	-	-	-	-	-	-	-	-	-	-	-	-	-	-	-	-	-	-
05 02 11 04 3221 080		Poseican - plant products - marketing outside the production region - tomatoes - R.247/06, title III - calendar year 2008 and earlier - ES	-	-	-	-	-	-	-	-	-	-	-	-	-	-	-	-	-	-	-	-	-	-	-	-	-	-	-	-	-	-	-	-	-
05 02 11 04 3221 081		Poseican - plant products - marketing outside the production region - other products - R.247/06, title III - calendar year 2008 and earlier - ES	-	-	-	-	-	-	-	-	-	-	-	-	-	-	-	-	-	-	-	-	-	-	-	-	-	-	-	-	-	-	-	-	-
05 02 11 04 3221 082		Poseican - plant products - quality wine produced in specified regions - R.247/06, title III - calendar year 2008 and earlier - ES	-	-	-	-	-	-	-	-	-	-	-	-	-	-	-	-	-	-	-	-	-	-	-	-	-	-	-	-	-	-	-	-	-
05 02 11 04 3221 083		Poseican - plant products - other payments - R.247/06, title III - calendar year 2008 and earlier - ES	-	-	-	-	-	-	-	-	-	-	-	-	-	-	-	-	-	-	-	-	-	-	-	-	-	-	-	-	-	-	-	-	-
05 02 11 04 3221 084		Poseican - livestock products - consumption aid - sheep and goat milk products - R.247/06, title III - calendar year 2008 and earlier - ES	-	-	-	-	-	-	-	-	-	-	-	-	-	-	-	-	-	-	-	-	-	-	-	-	-	-	-	-	-	-	-	-	-

In EUR million

DIRECTORATE-GENERAL FOR AGRICULTURE AND RURAL DEVELOPMENT
 Directorate I. Management of resources.
 I.1. Budget management
 EAGF - 2012 FINANCIAL REPORT

EAGF - EUROPEAN AGRICULTURAL GUARANTEE FUND

ANNEX 33
EXPENDITURE CHARGED AGAINST THE 2012 BUDGET
DETAILS by SUB-ITEM and by MEMBER STATE

Budget Line	Fund source	Item	BE	BG	CZ	DK	DE	EE	IE	EL	ES	FR	IT	CY	LV	LT	LU	HU	MT	NL	AT	PL	PT	RO	SI	SK	FI	SE	UK	CE	TOTAL	
05 02 12 08 3120 021 C1	School milk	cat.I - R.1234/07, Art.102; R.657/08, Annex I - 08/09	-	-	-	0.0	-	-	-	-	-	0.0	0.0	-	-	-	-	-	-	-	-	-	-	-	-	-	-	-	-	-	0.004	
05 02 12 08 3120 022 C1	School milk	cat.II - R.1234/07, Art.102; R.657/08, Annex I - 08/09	-	-	-	-	-	-	-	-	-	0.0	0.0	-	-	-	-	-	-	-	-	-	-	-	-	-	-	-	-	-	0.000	
05 02 12 08 3120 023 C1	School milk	cat.III - R.1234/07, Art.102; R.657/08, Annex I - 08/09	-	-	-	-	-	-	-	-	0.0	0.0	0.0	-	-	-	-	-	-	-	-	-	-	-	-	-	-	-	-	-	0.001	
05 02 12 08 3120 024 C1	School milk	cat.IV - R.1234/07, Art.102; R.657/08, Annex I - 08/09	-	-	-	-	-	-	-	-	-	0.0	0.0	-	-	-	-	-	-	-	-	-	-	-	-	-	-	-	-	-	0.002	
05 02 12 08 3120 025 C1	School milk	cat.V - R.1234/07, Art.102; R.657/08, Annex I - 08/09	-	-	-	0.0	-	-	-	-	0.0	0.0	0.0	-	-	-	-	-	-	-	-	-	-	-	-	-	-	-	-	-	0.007	
05 02 12 08 3120 026 C1	School milk	cat.I - R.1234/07, Art.102; R.657/08, Annex I - 09/10	-	-	-	-	-	-	-	-	0.0	0.0	0.0	-	-	-	-	-	-	-	-	-	0.5	-	-	-	-	-	-	-	0.491	
05 02 12 08 3120 027 C1	School milk	cat.II - R.1234/07, Art.102; R.657/08, Annex I - 09/10	-	-	-	-	-	-	-	-	-	0.0	0.0	-	-	-	-	-	-	-	-	-	-	-	-	-	-	-	-	-	0.001	
05 02 12 08 3120 028 C1	School milk	cat.III - R.1234/07, Art.102; R.657/08, Annex I - 09/10	-	-	-	-	-	-	-	-	0.0	0.0	0.0	-	-	-	-	-	-	-	-	-	-	-	-	-	-	-	-	-	0.008	
05 02 12 08 3120 029 C1	School milk	cat.IV - R.1234/07, Art.102; R.657/08, Annex I - 09/10	-	-	-	-	-	-	-	-	-	0.0	0.0	-	-	-	-	-	-	-	-	-	-	-	-	-	-	-	-	-	0.011	
05 02 12 08 3120 030 C1	School milk	cat.V - R.1234/07, Art.102; R.657/08, Annex I - 09/10	-	-	-	-	-	-	-	-	0.0	0.0	0.0	-	-	-	-	-	-	-	-	-	-	-	-	-	-	-	-	-	0.021	
05 02 12 08 3120 031 C1	School milk	cat.I - R.1234/07, Art.102; R.657/08, Annex I - 10/11	0.0	-	0.1	0.0	0.1	0.0	0.0	0.0	0.1	1.6	0.1	0.0	0.0	0.0	0.0	0.1	0.1	0.1	0.2	0.8	2.1	4.3	-	0.2	0.1	2.4	0.8	-	13.205	
05 02 12 08 3120 032 C1	School milk	cat.II - R.1234/07, Art.102; R.657/08, Annex I - 10/11	0.0	-	0.0	-	-	-	-	-	0.0	0.0	0.1	-	-	-	-	-	-	-	0.0	0.0	-	-	-	-	0.0	0.0	-	-	0.137	
05 02 12 08 3120 033 C1	School milk	cat.III - R.1234/07, Art.102; R.657/08, Annex I - 10/11	0.0	-	0.0	0.0	-	-	-	-	0.0	1.3	0.3	-	-	-	-	-	-	-	-	-	-	0.2	-	-	0.0	-	-	-	1.800	
05 02 12 08 3120 034 C1	School milk	cat.IV - R.1234/07, Art.102; R.657/08, Annex I - 10/11	-	-	-	-	-	-	-	-	-	0.0	0.6	-	-	-	-	-	-	-	-	-	-	-	-	-	-	-	-	-	0.615	
05 02 12 08 3120 035 C1	School milk	cat.V - R.1234/07, Art.102; R.657/08, Annex I - 10/11	-	-	-	0.0	0.0	-	-	-	0.0	4.1	0.3	0.0	-	-	-	-	-	-	-	-	-	-	-	-	0.0	-	-	-	4.889	
05 02 12 08 3120 036 C1	School milk	cat.I - R.1234/07, Art.102; R.657/08, Annex I - 11/12	0.6	0.0	0.3	1.6	5.4	0.7	0.3	-	0.4	1.5	0.1	0.1	0.3	0.3	0.0	1.3	0.0	0.3	0.6	8.9	0.5	3.8	0.0	0.4	3.3	5.0	3.6	-	39.173	
05 02 12 08 3120 037 C1	School milk	cat.II - R.1234/07, Art.102; R.657/08, Annex I - 11/12	0.0	0.0	0.0	-	0.0	-	-	-	0.0	0.0	0.1	0.0	-	-	-	0.0	-	0.1	0.0	0.0	-	-	-	0.0	0.0	-	-	-	0.310	
05 02 12 08 3120 038 C1	School milk	cat.III - R.1234/07, Art.102; R.657/08, Annex I - 11/12	-	-	-	0.0	0.0	-	-	-	0.0	1.2	0.3	-	-	-	0.0	-	-	-	-	-	-	0.0	-	-	0.1	-	-	-	1.908	
05 02 12 08 3120 039 C1	School milk	cat.IV - R.1234/07, Art.102; R.657/08, Annex I - 11/12	-	-	-	-	-	-	-	-	0.0	0.6	-	-	-	-	-	-	-	-	-	-	-	-	-	-	-	-	-	-	0.591	
05 02 12 08 3120 040 C1	School milk	cat.V - R.1234/07, Art.102; R.657/08, Annex I - 11/12	-	-	-	0.0	0.0	-	-	-	0.0	3.7	0.3	0.1	-	-	-	-	-	-	-	-	-	-	-	-	0.3	1.3	-	-	5.672	
05 02 12 08 3120 041 C1	School milk	cat.I - R.1234/07, Art.102; R.657/08, Annex I - 12/13	-	-	-	-	-	-	-	-	-	-	-	0.0	0.0	-	-	-	-	-	-	-	-	-	-	-	-	-	-	-	0.008	
05 02 12 08 3120 042	School milk	cat.II - R.1234/07, Art.102; R.657/08, Annex I - 12/13	-	-	-	-	-	-	-	-	-	-	-	-	-	-	-	-	-	-	-	-	-	-	-	-	-	-	-	-	-	
05 02 12 08 3120 043 C1	School milk	cat.III - R.1234/07, Art.102; R.657/08, Annex I - 12/13	-	-	-	-	-	-	-	-	-	-	-	-	-	-	-	-	-	-	-	-	-	-	-	-	-	-	-	-	0.001	
05 02 12 08 3120 044	School milk	cat.IV - R.1234/07, Art.102; R.657/08, Annex I - 12/13	-	-	-	-	-	-	-	-	-	-	-	-	-	-	-	-	-	-	-	-	-	-	-	-	-	-	-	-	-	
05 02 12 08 3120 045 C1	School milk	cat.V - R.1234/07, Art.102; R.657/08, Annex I - 12/13	-	-	-	-	-	-	-	-	-	-	-	-	-	-	-	-	-	-	-	-	-	-	-	-	-	-	-	-	0.000	
05 02 12 08 C1	School milk		0.6	0.0	0.4	1.7	5.5	0.7	0.4	-	0.4	13.3	2.7	0.2	0.3	0.7	0.0	1.4	0.0	0.5	0.8	9.7	3.2	8.3	0.0	0.6	3.7	9.1	4.8	-	69.185	
05 02 12 99 0000 001 C1	Specific support - dairy sector - R.1233/09 - EU 27		-	-	-	0.0	-	-	-	-	-	-	-	-	-	-	-	-	-	-	-	-	-	-	-	-	-	-	-	-	0.043	
05 02 12 99 2099 026	Compensation for non-allocation of milk quotas - SLOM - R.2330/98		-	-	-	-	-	-	-	-	-	-	-	-	-	-	-	-	-	-	-	-	-	-	-	-	-	-	-	-	-	
05 02 12 99 2099 050 C1	Others - R.1255/99, R.1234/07		-	-	-	-	-	-	-	-	-	-	-	-	-	-	-	-	-	-	-	-	-	-	-	-	-	-	-	-	-	0.002
05 02 12 99 C1	Other measures (milk and milk products)		-	-	-	0.0	-	-	-	-	-	-	-	-	-	-	-	-	-	-	-	-	-	-	-	-	-	-	-	-	0.041	
05 02 12 C1	Milk and milk products		13.1	0.0	0.9	1.9	15.7	0.5	13.4	-	4.6	10.2	-	18.2	0.3	-	1.1	4.4	0.0	-	1.7	0.0	8.0	0.8	-	6.6	-	1.1	8.3	-	67.010	
05 02 12 NA	Milk and milk products		-	-	-	-	-	-	-	-	-	-	-	-	-	-	-	-	-	-	-	-	-	-	-	-	-	-	-	-	-	
05 02 12 C1	Milk and milk products		13.1	0.0	0.9	1.9	15.7	0.5	13.4	-	4.6	10.2	-	18.2	0.3	-	1.1	4.4	0.0	-	1.7	0.0	8.0	0.8	-	6.6	-	1.1	8.3	-	67.010	
05 02 13 01 2100 054	CN 1602 - tinned meat - marketing year 09/10 and earlier - R.1234/07, Art.162a)(iv)		-	-	-	-	-	-	-	-	-	-	-	-	-	-	-	-	-	-	-	-	-	-	-	-	-	-	-	-	-	
05 02 13 01 2100 055	CN 1602 - tinned meat - marketing year 10/11 - R.1234/07, Art.162)(iv)		-	-	-	-	-	-	-	-	-	-	-	-	-	-	-	-	-	-	-	-	-	-	-	-	-	-	-	-	-	-

In EUR million

DIRECTORATE-GENERAL FOR AGRICULTURE AND RURAL DEVELOPMENT
 Directorate I. Management of resources.
 I.1. Budget management
 EAGF - 2012 FINANCIAL REPORT

EAGF - EUROPEAN AGRICULTURAL GUARANTEE FUND

ANNEX 33
EXPENDITURE CHARGED AGAINST THE 2012 BUDGET
DETAILS by SUB-ITEM and by MEMBER STATE

Budget Line	Fund Source	Item	BE	BG	CZ	DK	DE	EE	IE	EL	ES	FR	IT	CY	LV	LT	LU	HU	MT	NL	AT	PL	PT	RO	SI	SK	FI	SE	UK	CE	TOTAL				
05 02 13 03 2126 008		Exceptional support measures - 2007 - balance 100% - R.716/96, R.2109/05 - UK	-	-	-	-	-	-	-	-	-	-	-	-	-	-	-	-	-	-	-	-	-	-	-	-	-	-	-	-	-	-			
05 02 13 03 2126 009		Exceptional support measures - 2007 - balance 20% - R.716/96, R.2109/05 - UK	-	-	-	-	-	-	-	-	-	-	-	-	-	-	-	-	-	-	-	-	-	-	-	-	-	-	-	-	-	-	-		
05 02 13 03 2126 011		Exceptional support measures - 2008 - balance 100% - R.716/96, Art.2(3) - UK	-	-	-	-	-	-	-	-	-	-	-	-	-	-	-	-	-	-	-	-	-	-	-	-	-	-	-	-	-	-	-	-	
05 02 13 03 2126 012		Exceptional support measures - 2008 - balance 20% - R.716/96, Art.2(3) - UK	-	-	-	-	-	-	-	-	-	-	-	-	-	-	-	-	-	-	-	-	-	-	-	-	-	-	-	-	-	-	-	-	-
05 02 13 03 2101 009 C1		Exceptional support measures CN 0102 10 - live animals - marketing year 09/10 and earlier - R.1234/07, Art.162(1)(a)(iv)	-	-	-	-	0.3	-	-	-	0.0	0.0	0.0	-	-	-	-	0.0	0.2	0.0	-	-	-	-	-	-	-	-	-	-	-	-	-	0.633	
05 02 13 04 2101 010 C1		R.1234/07, Art.162(1)(a)(iv)	-	0.1	-	-	1.3	0.0	-	-	-	0.5	-	-	-	0.0	-	0.1	-	0.5	0.1	0.0	-	-	-	-	-	-	-	-	-	-	2.653		
05 02 13 04 2101 011 C1		CN 0102 10 - live animals - marketing year 11/12 - R.1234/07, Art.162(1)(a)(iv)	-	0.1	-	-	1.0	0.0	-	-	-	0.2	-	-	0.0	-	0.0	0.0	0.3	0.6	-	-	-	-	-	-	-	-	-	-	-	-	2.418		
05 02 13 04 2101 012		CN 0102 21 - live animals - marketing year 12/13 - R.1234/07, Art.162(1)(a)(iv)	-	-	-	-	-	-	-	-	-	-	-	-	-	-	-	-	-	-	-	-	-	-	-	-	-	-	-	-	-	-	-		
05 02 13 04 2101 014		CN 0102 31 - live animals - marketing year 12/13 - R.1234/07, Art.162(1)(a)(iv)	-	-	-	-	-	-	-	-	-	-	-	-	-	-	-	-	-	-	-	-	-	-	-	-	-	-	-	-	-	-	-	-	
05 02 13 04 2101 015		CN 0102 90 - live animals - marketing year 12/13 - R.1234/07, Art.162(1)(a)(iv)	-	-	-	-	-	-	-	-	-	-	-	-	-	-	-	-	-	-	-	-	-	-	-	-	-	-	-	-	-	-	-	-	
05 02 13 04	C1	Refunds for live animals	-	0.2	-	-	2.6	0.0	-	-	-	0.8	0.0	-	0.0	0.0	0.2	1.0	0.7	0.0	0.0	-	0.2	-	-	-	-	-	-	-	-	-	5.703		
05 02 13 99 2129 001 C1		Others - R.1254/99	-	-	-	-	-	-	-	-	-	-0.1	-	-	-	-	-	-	-	-	-	-	0.2	-	-	-	-	-	-	-	-	-	0.142		
05 02 13 99 2190 101		Compensation - producer's loss of revenue - R.1357/96 - recoveries	-	-	-	-	-	-	-	-	-	-	-	-	-	-	-	-	-	-	-	-	-	-	-	-	-	-	-	-	-	-	-		
05 02 13 99 2190 102		Compensation - producer's loss of revenue - R.1357/96 - payments	-	-	-	-	-	-	-	-	-	-	-	-	-	-	-	-	-	-	-	-	-	-	-	-	-	-	-	-	-	-	-	-	
05 02 13 99 2190 103		Additional measures - direct support for sector - R.2443/96 - recoveries	-	-	-	-	-	-	-	-	-	-	-	-	-	-	-	-	-	-	-	-	-	-	-	-	-	-	-	-	-	-	-	-	
05 02 13 99 2190 104		Additional measures - direct support for sector - R.2443/96 - payments	-	-	-	-	-	-	-	-	-	-	-	-	-	-	-	-	-	-	-	-	-	-	-	-	-	-	-	-	-	-	-	-	-
05 02 13 99	C1	Other measures (beef and veal)	0.1	-	-	-	4.7	0.0	1.3	0.0	0.6	4.3	1.5	-	-	-	-	0.2	1.8	1.5	15.8	0.2	0.2	0.0	-	0.1	0.1	0.0	0.0	-	-	-	37.335		
05 02 14	C1	Beef and veal	-	-	-	-	-	-	-	-	-	-	-	-	-	-	-	-	-	-	-	-	-	-	-	-	-	-	-	-	-	-	-		
05 02 14 01 2210 001		Private storage - sheepmeat and goatmeat - R.1234/07, Art.31(1)(g)	-	-	-	-	-	-	-	-	-	-	-	-	-	-	-	-	-	-	-	-	-	-	-	-	-	-	-	-	-	-	-	-	
05 02 14 01		Intervention storage of sheepmeat and goatmeat	-	-	-	-	-	-	-	-	-	-	-	-	-	-	-	-	-	-	-	-	-	-	-	-	-	-	-	-	-	-	-	-	
05 02 14 99 2290 010		Others - R.2529/01	-	-	-	-	-	-	-	-	-	-	-	-	-	-	-	-	-	-	-	-	-	-	-	-	-	-	-	-	-	-	-	-	
05 02 14 99		Other measures (sheepmeat and goatmeat)	-	-	-	-	-	-	-	-	-	-	-	-	-	-	-	-	-	-	-	-	-	-	-	-	-	-	-	-	-	-	-	-	
05 02 14		Sheepmeat and goatmeat	-	-	-	-	-	-	-	-	-	-	-	-	-	-	-	-	-	-	-	-	-	-	-	-	-	-	-	-	-	-	-	-	-
05 02 15 01 2300 107 C1		CN 0203 - pigmeat - carcasses and off-cuts - marketing year 08/09 and earlier - R.1234/07, Art.162(1)(a)(v)	-	-	-	-	-	-	-	-	-	-	-	-	-	-	-	-	-	-	-	-	-	-	-	-	-	-	-	-	-	-	-	-	0.044
05 02 15 01 2300 112 C1		CN 0210 - pigmeat - dried, salted meats etc - marketing year 09/10 and earlier - R.1234/07, Art.162(1)(a)(v)	-	-	-	-	-	-	-	-	-	0.0	0.1	-	-	-	-	-	-	-	-	-	-	0.0	-	-	-	-	-	-	-	-	-	0.170	
05 02 15 01 2300 113 C1		CN 1601 - pigmeat - sausages - marketing year 09/10 and earlier - R.1234/07, Art.162(1)(a)(v)	0.0	-	-	-	-	-	-	-	0.0	0.0	0.0	-	-	-	-	-	-	-	-	-	-	-	-	-	-	-	-	-	-	-	-	0.090	
05 02 15 01 2300 114 C1		CN 1602 - pigmeat - other preparations - marketing year 09/10 and earlier - R.1234/07, Art.162(1)(a)(v)	0.0	-	-	-	-	-	-	-	0.0	0.0	0.0	-	-	-	-	-	-	-	-	-	0.0	0.0	-	-	-	-	-	-	-	-	-	0.061	
05 02 15 01 2300 115 C1		CN 0210 - pigmeat - dried, salted meats etc - marketing year 10/11 - R.1234/07, Art.162(1)(a)(v)	0.0	-	-	-	0.0	-	-	-	0.5	-	2.8	-	-	-	-	-	-	0.0	0.0	-	-	-	-	-	-	-	-	-	-	-	-	3.395	
05 02 15 01 2300 116 C1		CN 1601 - pigmeat - sausages - marketing year 10/11 - marketing year 10/11 - R.1234/07, Art.162(1)(a)(v)	0.0	-	-	-	0.0	-	-	0.0	0.1	0.2	0.5	-	-	-	-	0.0	0.0	0.0	-	-	0.6	-	-	-	-	-	-	-	-	-	-	1.383	
05 02 15 01 2300 117 C1		CN 1602 - pigmeat - other preparations - marketing year 10/11 - R.1234/07, Art.162(1)(a)(v)	0.0	-	-	-	0.0	-	-	-	0.0	0.1	0.1	-	-	-	-	-	-	0.0	0.2	0.1	-	-	-	-	-	-	-	-	-	-	-	0.453	
05 02 15 01 2300 118 C1		CN 0210 - pigmeat - dried, salted meats etc - marketing year 11/12 - R.1234/07, Art.162(1)(a)(v)	0.0	-	-	-	0.2	-	-	-	1.4	-	3.4	-	-	-	-	-	0.0	0.1	-	-	0.1	-	-	-	-	-	-	-	-	-	-	5.560	
05 02 15 01 2300 119 C1		CN 1601 - pigmeat - sausages - marketing year 11/12 - R.1234/07, Art.162(1)(a)(v)	0.0	-	-	-	0.3	0.1	-	-	0.0	0.2	0.4	-	-	-	-	0.1	-	0.0	0.1	0.0	2.7	-	-	-	-	-	-	-	-	-	-	4.277	
05 02 15 01 2300 120 C1		CN 1602 - pigmeat - other preparations - marketing year 11/12 - R.1234/07, Art.162(1)(a)(v)	0.1	-	-	-	0.1	-	-	-	0.0	-	0.1	-	-	-	-	0.0	-	0.0	0.0	2.3	0.3	-	-	-	-	-	-	-	-	-	-	3.191	
05 02 15 01 2300 121		CN 0210 - pigmeat - dried, salted meats etc - marketing year 12/13 - R.1234/07, Art.162(1)(a)(v)	-	-	-	-	-	-	-	-	-	-	-	-	-	-	-	-	-	-	-	-	-	-	-	-	-	-	-	-	-	-	-	-	

In EUR million

ANNEX 33
 EXPENDITURE CHARGED AGAINST THE 2012 BUDGET
 DETAILS by SUB-ITEM and by MEMBER STATE

Budget Line	Fund source	Item	BE	BG	CZ	DK	DE	EE	IE	EL	ES	FR	IT	CY	LV	LT	LU	HU	MT	NL	AT	PL	PT	RO	SI	SK	FI	SE	UK	CE	TOTAL				
05 02 15 01 2300 122		CN 1601 - pigmeat - sausages - marketing year 12/13 - R.1234/07, Art.162(1)(a)(vi)	-	-	-	-	-	-	-	-	-	-	-	-	-	-	-	-	-	-	-	-	-	-	-	-	-	-	-	-	-	-			
05 02 15 01 2300 123		CN 1602 - pigmeat - other preparations - marketing year 12/13 - R.1234/07, Art.162(1)(a)(vi)	-	-	-	-	-	-	-	-	-	-	-	-	-	-	-	-	-	-	-	-	-	-	-	-	-	-	-	-	-	-	-		
05 02 15 01	C1	Refunds for pigmeat	0.2	-	-	0.5	0.2	-	-	0.0	2.3	0.4	7.5	-	-	-	-	0.1	-	0.0	0.2	2.5	3.8	-	0.3	0.0	-	0.0	0.4	-	0.0	18.623			
05 02 15 02 2301 002 C1		Private storage - pigmeat - R.1234/07, Art.31(1)(f); R.1278/08; R.1329/08 - IE,UK	-	-	-	-	-	-	-	-	-	-	-	-	-	-	-	-	-	-	-	-	-	-	-	-	-	-	-	-	-	-	-0.005		
05 02 15 02 2301 003 C1		Private storage costs - advances - R.1234/07, Art.31(1)(f); R.68/11 - EU 27	-	-	-	-	-	-	-	-	-	-	-	-	-	-	-	-	-	-	-	-	-	-	-	-	-	-	-	-	-	-	-0.005		
05 02 15 02 2301 004 C1		Private storage costs - balance - R.1234/07, Art.31(1)(f); R.68/11 - EU 27	-	-	-	-	-	-	-	-	-	-	-	-	-	-	-	-	-	-	-	-	-	-	-	-	-	-	-	-	-	-	0.076		
05 02 15 02 2301 005 C1		Private storage costs - payments 100% - R.1234/07, Art.31(0)(f); R.68/11 - EU 27	-	-	-	1.0	0.1	-	0.1	-	0.9	2.0	0.1	-	-	-	-	-	-	-	-	1.6	-	-	-	-	-	-	-	-	-	-	5.752		
05 02 15 02	C1	Intervention storage of pigmeat	-	-	-	1.1	0.1	-	0.1	-	0.9	2.0	0.1	-	-	-	-	-	-	-	-	1.6	-	-	-	-	-	-	-	-	-	-	5.818		
05 02 15 03 2302 001		Exceptional market-support measures - R.2759/75; R.1234/07	-	-	-	-	-	-	-	-	-	-	-	-	-	-	-	-	-	-	-	-	-	-	-	-	-	-	-	-	-	-	-		
05 02 15 03		Exceptional market-support measures for pigmeat	-	-	-	-	-	-	-	-	-	-	-	-	-	-	-	-	-	-	-	-	-	-	-	-	-	-	-	-	-	-	-	0.000	
05 02 15 04 2310 106 C1		CN 0407 - eggs in shells - eggs for hatching - marketing year 09/10 and earlier - R.1234/07, Art.162a)(vi)	-	-	-	-	-	-	-	-	-	0.0	-	-	-	-	-	-	-	-	-	-	-	-	-	-	-	-	-	-	-	-	-	0.000	
05 02 15 04 2310 107 C1		CN 0407 - eggs in shells - others - marketing year 09/10 and earlier - R.1234/07, Art.162a)(vi)	-	-	-	-	-	-	-	-	-	0.0	-	-	-	-	-	-	-	-	-	-	-	-	-	-	-	-	-	-	-	-	-	0.001	
05 02 15 04 2310 108 C1		CN 0408 - eggs not in shells - marketing year 09/10 and earlier - R.1234/07, Art.162a)(vi)	-	-	-	-	-	-	-	-	0.0	0.0	0.0	-	-	-	-	-	-	-	-	-	-	-	-	-	-	-	-	-	-	-	-	0.028	
05 02 15 04 2310 109 C1		CN 0407 - eggs in shells - eggs for hatching - marketing year 10/11 - R.1234/07, Art.162(a)(vi)	-	-	-	-	-	-	-	-	-	-	-	-	-	-	-	-	-	-	-	-	-	-	-	-	-	-	-	-	-	-	-	0.055	
05 02 15 04 2310 110 C1		CN 0407 - eggs in shells - others - marketing year 10/11 - R.1234/07, Art.162(a)(vi)	-	-	-	-	-	-	-	-	-	-	-	-	-	-	-	-	-	-	-	-	-	-	-	-	-	-	-	-	-	-	-	0.142	
05 02 15 04 2310 111 C1		CN 0408 - eggs not in shells - marketing year 10/11 - R.1234/07, Art.162(a)(vi)	-	-	-	-	-	-	-	-	0.0	0.1	0.3	0.2	-	-	-	-	-	-	-	-	-	-	-	-	-	-	-	-	-	-	-	0.687	
05 02 15 04 2310 112 C1		CN 0407 - eggs in shells - eggs for hatching - marketing year 11/12 - R.1234/07, Art.162(1)(a)(vi)	0.0	-	0.0	0.0	0.0	-	-	-	-	0.0	0.0	-	-	-	-	0.0	-	0.0	-	-	-	-	0.0	0.0	-	0.0	0.0	-	-	-	0.160		
05 02 15 04 2310 113 C1		CN 0407 - eggs in shells - others - marketing year 11/12 - R.1234/07, Art.162(1)(a)(vi)	-	-	-	-	-	-	-	-	-	-	-	-	-	-	-	-	-	-	-	-	-	-	-	-	-	-	-	-	-	-	-	0.078	
05 02 15 04 2310 114 C1		CN 0408 - eggs not in shells - marketing year 11/12 - R.1234/07, Art.162(1)(a)(vi)	0.0	0.0	-	0.0	0.0	-	-	0.0	0.0	0.3	0.0	-	-	-	-	-	-	-	-	0.1	-	-	-	-	-	-	-	-	-	-	-	0.669	
05 02 15 04 2310 115		CN 0407 - eggs in shells - eggs for hatching - marketing year 12/13 - R.1234/07, Art.162(1)(a)(vi)	-	-	-	-	-	-	-	-	-	-	-	-	-	-	-	-	-	-	-	-	-	-	-	-	-	-	-	-	-	-	-	-	
05 02 15 04 2310 116		CN 0407 - eggs in shells - others - marketing year 12/13 - R.1234/07, Art.162(1)(a)(vi)	-	-	-	-	-	-	-	-	-	-	-	-	-	-	-	-	-	-	-	-	-	-	-	-	-	-	-	-	-	-	-	-	
05 02 15 04 2310 117		CN 0408 - eggs not in shells - marketing year 12/13 - R.1234/07, Art.162(1)(a)(vi)	-	-	-	-	-	-	-	-	-	-	-	-	-	-	-	-	-	-	-	-	-	-	-	-	-	-	-	-	-	-	-	-	
05 02 15 04	C1	Refunds for eggs	0.0	0.0	0.0	0.1	0.1	-	-	0.1	0.1	0.6	0.2	0.0	0.0	-	-	0.0	-	0.0	0.2	0.0	0.3	-	0.0	0.0	0.0	0.0	0.0	-	-	-	1.819		
05 02 15 05 2311 101 C1		CN 0105 - refunds for poultry - live - marketing year 09/10 and earlier - R.1234/07, Art.162a)(viii)	-	-	-	-	-	-	-	-	-	-	-	-	-	-	-	-	-	-	-	-	-	-	-	-	-	-	-	-	-	-	-	0.000	
05 02 15 05 2311 102 C1		CN 0207 - refunds for poultry - meat - marketing year 09/10 and earlier - R.1234/07, Art.162a)(viii)	-	-	-	-	-	-	-	-	-	-	-	-	-	-	-	-	-	-	-	-	-	-	-	-	-	-	-	-	-	-	-	0.572	
05 02 15 05 2311 103 C1		CN 0105 - refunds for poultry - live - marketing year 10/11 - R.1234/07, Art.162(1)(a)(viii)	-	-	-	-	-	-	-	-	-	0.0	0.0	-	-	-	-	-	-	-	-	-	-	-	-	-	-	-	-	-	-	-	-	0.005	
05 02 15 05 2311 104 C1		CN 0207 - refunds for poultry - meat - marketing year 10/11 - R.1234/07, Art.162(1)(a)(viii)	-	-	-	-	-	-	-	-	-	0.0	0.1	0.4	-	-	-	-	-	-	-	-	-	-	-	-	-	-	-	-	-	-	-	0.898	
05 02 15 05 2311 105 C1		CN 0105 - refunds for poultry - live - marketing year 11/12 - R.1234/07, Art.162(1)(a)(viii)	-	-	-	-	-	-	-	-	-	0.0	-	-	-	-	-	-	-	-	-	-	-	-	-	-	-	-	-	-	-	-	-	0.037	
05 02 15 05 2311 105 NA		CN 0105 - refunds for poultry - live - marketing year 11/12 - R.1234/07, Art.162(1)(a)(viii)	-	-	-	-	-	-	-	-	-	-	-	-	-	-	-	-	-	-	-	-	-	-	-	-	-	-	-	-	-	-	-	-	
05 02 15 05 2311 105		CN 0105 - refunds for poultry - live - marketing year 11/12 - R.1234/07, Art.162(1)(a)(viii)	-	-	-	-	-	-	-	-	-	0.0	-	-	-	-	-	-	-	-	-	-	-	-	-	-	-	-	-	-	-	-	-	-	
05 02 15 05 2311 106 C1		CN 0207 - refunds for poultry - meat - marketing year 11/12 - R.1234/07, Art.162(1)(a)(viii)	-	-	-	-	-	-	-	-	-	0.0	66.9	0.1	-	-	-	-	-	-	-	-	-	-	-	-	-	-	-	-	-	-	-	69.636	
05 02 15 05 2311 106 NA		CN 0207 - refunds for poultry - meat - marketing year 11/12 - R.1234/07, Art.162(1)(a)(viii)	-	-	-	-	-	-	-	-	-	-	-	-	-	-	-	-	-	-	-	-	-	-	-	-	-	-	-	-	-	-	-	-	
05 02 15 05 2311 106		CN 0207 - refunds for poultry - meat - marketing year 11/12 - R.1234/07, Art.162(1)(a)(viii)	-	-	-	-	-	-	-	-	-	0.0	66.9	0.1	-	-	-	-	-	-	-	-	-	-	-	-	-	-	-	-	-	-	-	-	69.636

In EUR million

ANNEX 33
 EXPENDITURE CHARGED AGAINST THE 2012 BUDGET
 DETAILS by SUB-ITEM and by MEMBER STATE

Budget Line	Fund Source	Item	BE	BG	CZ	DK	DE	EE	IE	EL	ES	FR	IT	CY	LV	LT	LU	HU	MT	NL	AT	PL	PT	RO	SI	SK	FI	SE	UK	CE	TOTAL		
05 02 16 01 0000 050		Additional aid for diversification - payments 03/2012 - R.320/06, Art.7 - BG, IE, EL, ES, IT, LV, HU, PT, SI, SK	-	-	-	-	-	-	-	-	11.9	-	-	-	-	-	-	-	-	-	-	-	0.1	-	-	-	-	-	-	-	-	12.028	
05 02 16 01 0000 051 C5		Additional aid for diversification - payments 09/2012 - R.320/06, Art.7 - BG, IE, EL, ES, IT, LV, HU, PT, SI, SK	-	-	-	-	-	-	-	7.0	-	-	-	-	-	-	-	5.5	-	-	-	-	-	-	-	-	-	-	-	-	-	12.491	
05 02 16 01 0000 061		Transitional aid to full-time refiners - 40% advance, 100% - R.320/06, Art.8 - FR, PT, SI, FI, UK	-	-	-	-	-	-	-	-	-	-	-	-	-	-	-	-	-	-	-	-	-	-	-	-	-	-	-	-	-	-	
05 02 16 01 0000 062		Transitional aid to full-time refiners - 60% balance - R.320/06, Art.8	-	-	-	-	-	-	-	-	-	-	-	-	-	-	-	-	-	-	-	-	-	-	-	-	-	-	-	-	-	-	
05 02 16 01 0000 089		Transitional aid to certain Member States - payments 09/2011 - R.320/06, Art.9 - AT, SE	-	-	-	-	-	-	-	-	-	-	-	-	-	-	-	-	-	-	-	-	-	-	-	-	-	-	-	-	-	-	
05 02 16 01 0000 090 C5		Transitional aid to certain Member States - payments 03/2012 - R.320/06, Art.9 - AT, SE	-	-	-	-	-	-	-	-	-	-	-	-	-	-	-	-	-	-	-	-	-	-	-	-	-	-	-	-	-	1.187	
05 02 16 01 0000 091		Transitional aid to certain Member States - payments 09/2012 - R.320/06, Art.9 - AT, SE	-	-	-	-	-	-	-	-	-	-	-	-	-	-	-	-	-	-	-	-	-	-	-	-	-	-	-	-	-	-	
05 02 16 01 0000 092 C4		Sugar Restructuring Fund	-	-	-	-	-0.0	-	-	-	-22.6	-	-0.4	-	-	-	-	-0.0	-	-	-	-	-	-	-	-	-	-	-	-	-	-22.984	
05 02 16 01 0000 093 C5		Sugar Restructuring Fund	3.7	-	-	1.1	2.9	-	-	-	44.0	13.3	27.3	-	0.8	1.7	21.3	21.3	0.1	0.0	11.7	0.1	-	-	-	-	1.9	2.7	-	-	132.692		
05 02 16 01 0000 094 NA		Sugar Restructuring Fund	-	-	-	-	-	-	-	-	-	-	-	-	-	-	-	-	-	-	-	-	-	-	-	-	-	-	-	-	-	-	
05 02 16 01 0000 095 C5		Sugar Restructuring Fund	3.7	-	-	1.1	2.9	-	-	-	21.4	13.3	26.9	-	0.8	1.7	21.3	21.3	0.1	0.0	11.7	0.1	-	-	-	-	1.9	2.7	-	-	109.699		
05 02 16 02 0000 080 C5		Decision 2012/240/EU - accounting clearance 2011 - IE	-	-	-	-	-	-	0.0	-	-	-	-	-	-	-	-	-	-	-	-	-	-	-	-	-	-	-	-	-	-	0.001	
05 02 16 02 0000 080 NA		Decision 2012/240/EU - accounting clearance 2011 - IE	-	-	-	-	-	-	-	-	-	-	-	-	-	-	-	-	-	-	-	-	-	-	-	-	-	-	-	-	-	-	
05 02 16 02 0000 080 IE		Decision 2012/240/EU - accounting clearance 2011 - IE	-	-	-	-	-	-	0.0	-	-	-	-	-	-	-	-	-	-	-	-	-	-	-	-	-	-	-	-	-	-	0.001	
05 02 16 02 0000 080 C5		Clearance with regard to the Sugar Restructuring Fund	-	-	-	-	-	-	0.0	-	-	-	-	-	-	-	-	-	-	-	-	-	-	-	-	-	-	-	-	-	-	0.001	
05 02 16 02 0000 080 NA		Clearance with regard to the Sugar Restructuring Fund	-	-	-	-	-	-	-	-	-	-	-	-	-	-	-	-	-	-	-	-	-	-	-	-	-	-	-	-	-	-	
05 02 16 02 0000 080 C5		Clearance with regard to the Sugar Restructuring Fund	-	-	-	-	-	-	0.0	-	-	-	-	-	-	-	-	-	-	-	-	-	-	-	-	-	-	-	-	-	-	-	0.001
05 02 16 02 0000 080 C4		Sugar Restructuring Fund	-	-	-	-	-0.0	-	-	-	-22.6	-	-0.4	-	-	-	-	-0.0	-	-	-	-	-	-	-	-	-	-	-	-	-	-22.984	
05 02 16 02 0000 080 C5		Sugar Restructuring Fund	3.7	-	-	1.1	2.9	-	-	-	44.0	13.3	27.3	-	0.8	1.7	21.3	21.3	0.1	0.0	11.7	0.1	-	-	-	-	1.9	2.7	-	-	132.692		
05 02 16 02 0000 080 NA		Sugar Restructuring Fund	-	-	-	-	-	-	-	-	-	-	-	-	-	-	-	-	-	-	-	-	-	-	-	-	-	-	-	-	-	-	
05 02 16 02 0000 080 C1		Sugar Restructuring Fund	3.7	-	-	1.1	2.9	-	-	-	21.4	13.3	26.9	-	0.8	1.7	21.3	21.3	0.1	0.0	11.7	0.1	-	-	-	-	1.9	2.7	-	-	-	109.699	
05 02 01 01 0000 005 C1		Interventions in agricultural markets	67.0	39.6	13.0	15.0	132.2	3.0	24.5	61.2	551.7	669.0	721.6	6.9	7.4	17.5	0.5	66.2	1.0	88.9	29.3	366.0	124.8	114.2	8.8	9.6	16.4	20.3	51.7	1.3	3 228.709		
05 02 01 01 0000 005 C4		Interventions in agricultural markets	12.9	-	-	-	-0.0	-	3.7	5.5	32.9	49.2	8.7	-	-	-	-	-0.0	-	17.3	-	3.0	-	-	-	-	-	3.6	6.8	-	-	143.542	
05 02 01 01 0000 005 C5		Interventions in agricultural markets	3.7	-	-	0.5	1.1	5.4	-	0.0	0.3	48.0	14.4	28.5	-	0.8	1.7	21.3	21.3	0.1	0.0	11.7	1.1	0.1	-	-	1.9	2.7	0.1	-	-	143.460	
05 02 01 01 0000 005 NA		Interventions in agricultural markets	-	-	-	-	-	-	-	-	-	-	-	-	-	-	-	-	-	-	-	-	-	-	-	-	-	-	-	-	-	-	
05 02 01 01 0000 005 C1		Interventions in agricultural markets - R.1782/03, title III - calendar year 2008 and earlier	83.6	39.6	13.5	16.1	137.6	3.0	28.3	67.0	632.6	732.5	758.8	6.9	8.2	19.2	0.5	87.5	1.0	106.4	29.3	377.7	128.9	114.3	8.8	9.6	18.3	26.7	58.5	1.3	3 515.711		
05 03 01 01 0000 005 C1		Interventions in agricultural markets - R.1782/03, title III - calendar year 2008 and earlier	0.0	-	-	0.2	0.2	-	1.0	0.2	7.9	0.2	2.5	-	-	-	-	0.0	0.1	0.8	-	-	-	-	-	-	0.0	0.1	8.4	-	-	21.903	
05 03 01 01 0000 005 C5		Single Payment Scheme - R.1782/03, title III - calendar year 2008 and earlier	0.0	-	-	0.0	0.1	-	0.4	-	0.3	-	0.1	-	-	-	-	-	-	-	-	-	-	-	-	-	-	0.0	0.0	1.7	-	2.683	
05 03 01 01 0000 005 NA		Single Payment Scheme - R.1782/03, title III - calendar year 2008 and earlier	-	-	-	-	-	-	-	-	-	-	-	-	-	-	-	-	-	-	-	-	-	-	-	-	-	-	-	-	-	-	
05 03 01 01 0000 005 C1		Single Payment Scheme - R.1782/03, title III - calendar year 2008 and earlier	0.0	-	-	0.2	0.3	-	1.5	0.2	8.2	0.2	2.5	-	-	-	-	-	-	0.0	0.1	0.8	-	0.1	-	0.0	-	0.0	0.1	10.1	-	24.587	
05 03 01 01 0000 006 C1		Single Payment Scheme - R.1782/03, title III - calendar year 2008 and earlier - payments - without modulation - R.1782/03, Art.10(5)	-	-	-	-	-	-	-	-	0.1	-	-	-	-	-	-	-	-	-	-	-	-	-	-	-	-	-	-	-	-	0.066	
05 03 01 01 0000 006 NA		Single Payment Scheme - R.1782/03, title III - calendar year 2008 and earlier - payments - without modulation - R.1782/03, Art.10(5)	-	-	-	-	-	-	-	-	-	-	-	-	-	-	-	-	-	-	-	-	-	-	-	-	-	-	-	-	-	-	
05 03 01 01 0000 006 C1		Single Payment Scheme - R.1782/03, title III - calendar year 2008 and earlier - payments - without modulation - R.1782/03, Art.10(5)	-	-	-	-	-	-	-	-	0.1	-	-	-	-	-	-	-	-	-	-	-	-	-	-	-	-	-	-	-	-	0.066	
05 03 01 01 0000 007 C1		Single Payment Scheme - 0% modulation - R.73/09, title III - calendar year 2009 - BE, DK, DE, IE, EL, ES, FR, IT, LU, MT, NL, AT, PT, SI, FI, SE	-0.0	-	-	0.0	0.0	-	0.3	-1.0	1.9	-	1.2	-	-	-	-	-0.0	0.0	0.0	0.2	-	0.1	-	0.0	-	0.0	0.0	-0.1	-	-	2.778	

DIRECTORATE-GENERAL FOR AGRICULTURE AND RURAL DEVELOPMENT
 Directorate I. Management of resources.
 I.1. Budget management
 EAGF - 2012 FINANCIAL REPORT

EAGF - EUROPEAN AGRICULTURAL GUARANTEE FUND

ANNEX 33

EXPENDITURE CHARGED AGAINST THE 2012 BUDGET
 DETAILS by SUB-ITEM and by MEMBER STATE

Budget Line	Fund	Source	Item	BE	BG	CZ	DK	DE	EE	IE	EL	ES	FR	IT	CY	LV	LT	LU	HU	MT	NL	AT	PL	PT	RO	SI	SK	FI	SE	UK	CE	TOTAL	
05 03 01 01 0000 012			Single Payment Scheme - payments > 5.000 € - 19% modulation - R.73/09, title III - calendar year 2009 - England, UK	-	-	-	-	-	-	-	-	-	-	-	-	-	-	-	-	-	-	-	-	-	-	-	-	-	-	-	-	3.578	
05 03 01 01 0000 013 C1			Single Payment Scheme - payments < 5.000 € - 7% modulation - R.73/09, title III - calendar year 2009 - Northern Ireland, UK	-	-	-	-	-	-	-	-	-	-	-	-	-	-	-	-	-	-	-	-	-	-	-	-	-	-	-	-	0.123	
05 03 01 01 0000 013 C5			Single Payment Scheme - payments < 5.000 € - 7% modulation - R.73/09, title III - calendar year 2009 - Northern Ireland, UK	-	-	-	-	-	-	-	-	-	-	-	-	-	-	-	-	-	-	-	-	-	-	-	-	-	-	-	-	0.018	
05 03 01 01 0000 013 NA			Single Payment Scheme - payments < 5.000 € - 7% modulation - R.73/09, title III - calendar year 2009 - Northern Ireland, UK	-	-	-	-	-	-	-	-	-	-	-	-	-	-	-	-	-	-	-	-	-	-	-	-	-	-	-	-	-	
05 03 01 01 0000 013			Single Payment Scheme - payments < 5.000 € - 7% modulation - R.73/09, title III - calendar year 2009 - Northern Ireland, UK	-	-	-	-	-	-	-	-	-	-	-	-	-	-	-	-	-	-	-	-	-	-	-	-	-	-	-	-	0.141	
05 03 01 01 0000 014 C1			Single Payment Scheme - payments > 5.000 € - 12% modulation - R.73/09, title III - calendar year 2009 - Northern Ireland, UK	-	-	-	-	-	-	-	-	-	-	-	-	-	-	-	-	-	-	-	-	-	-	-	-	-	-	-	-	0.126	
05 03 01 01 0000 014 C5			Single Payment Scheme - payments > 5.000 € - 12% modulation - R.73/09, title III - calendar year 2009 - Northern Ireland, UK	-	-	-	-	-	-	-	-	-	-	-	-	-	-	-	-	-	-	-	-	-	-	-	-	-	-	-	-	0.001	
05 03 01 01 0000 014 NA			Single Payment Scheme - payments > 5.000 € - 12% modulation - R.73/09, title III - calendar year 2009 - Northern Ireland, UK	-	-	-	-	-	-	-	-	-	-	-	-	-	-	-	-	-	-	-	-	-	-	-	-	-	-	-	-	-	
05 03 01 01 0000 014			Single Payment Scheme - payments > 5.000 € - 12% modulation - R.73/09, title III - calendar year 2009 - Northern Ireland, UK	-	-	-	-	-	-	-	-	-	-	-	-	-	-	-	-	-	-	-	-	-	-	-	-	-	-	-	-	0.128	
05 03 01 01 0000 015 C1			Single Payment Scheme - payments < 5.000 € - 4,2% modulation - R.73/09, title III - calendar year 2009 - Wales, UK	-	-	-	-	-	-	-	-	-	-	-	-	-	-	-	-	-	-	-	-	-	-	-	-	-	-	-	-	0.171	
05 03 01 01 0000 015 C5			Single Payment Scheme - payments < 5.000 € - 4,2% modulation - R.73/09, title III - calendar year 2009 - Wales, UK	-	-	-	-	-	-	-	-	-	-	-	-	-	-	-	-	-	-	-	-	-	-	-	-	-	-	-	-	0.010	
05 03 01 01 0000 015 NA			Single Payment Scheme - payments < 5.000 € - 4,2% modulation - R.73/09, title III - calendar year 2009 - Wales, UK	-	-	-	-	-	-	-	-	-	-	-	-	-	-	-	-	-	-	-	-	-	-	-	-	-	-	-	-	-	
05 03 01 01 0000 015			Single Payment Scheme - payments < 5.000 € - 4,2% modulation - R.73/09, title III - calendar year 2009 - Wales, UK	-	-	-	-	-	-	-	-	-	-	-	-	-	-	-	-	-	-	-	-	-	-	-	-	-	-	-	-	0.1	
05 03 01 01 0000 016			Single Payment Scheme - payments < 5.000 € - 4,2% modulation - R.73/09, title III - calendar year 2009 - Wales, UK	-	-	-	-	-	-	-	-	-	-	-	-	-	-	-	-	-	-	-	-	-	-	-	-	-	-	-	-	0.181	
05 03 01 01 0000 016 C1			Single Payment Scheme - payments 5.000 €-300.000 € - 9,2% modulation - R.73/09, title III - calendar year 2009 - Wales, UK	-	-	-	-	-	-	-	-	-	-	-	-	-	-	-	-	-	-	-	-	-	-	-	-	-	-	-	-	0.104	
05 03 01 01 0000 016 C5			Single Payment Scheme - payments 5.000 €-300.000 € - 9,2% modulation - R.73/09, title III - calendar year 2009 - Wales, UK	-	-	-	-	-	-	-	-	-	-	-	-	-	-	-	-	-	-	-	-	-	-	-	-	-	-	-	-	0.117	
05 03 01 01 0000 016 NA			Single Payment Scheme - payments 5.000 €-300.000 € - 9,2% modulation - R.73/09, title III - calendar year 2009 - Wales, UK	-	-	-	-	-	-	-	-	-	-	-	-	-	-	-	-	-	-	-	-	-	-	-	-	-	-	-	-	-	
05 03 01 01 0000 016			Single Payment Scheme - payments 5.000 €-300.000 € - 9,2% modulation - R.73/09, title III - calendar year 2009 - Wales, UK	-	-	-	-	-	-	-	-	-	-	-	-	-	-	-	-	-	-	-	-	-	-	-	-	-	-	-	-	0.221	
05 03 01 01 0000 017			Single Payment Scheme - payments > 300.000 € - 11% modulation - R.73/09, title III - calendar year 2009 - Wales, UK	-	-	-	-	-	-	-	-	-	-	-	-	-	-	-	-	-	-	-	-	-	-	-	-	-	-	-	-	-	
05 03 01 01 0000 018 C1			Single Payment Scheme - payments < 5.000 € - 8,5% modulation - R.73/09, title III - calendar year 2009 - Scotland, UK	-	-	-	-	-	-	-	-	-	-	-	-	-	-	-	-	-	-	-	-	-	-	-	-	-	-	-	-	0.003	
05 03 01 01 0000 019 C1			Single Payment Scheme - payments > 5.000 € - 13,5% modulation - R.73/09, title III - calendar year 2009 - Scotland, UK	-	-	-	-	-	-	-	-	-	-	-	-	-	-	-	-	-	-	-	-	-	-	-	-	-	-	-	-	0.010	
05 03 01 01 0000 019 NA			Single Payment Scheme - payments > 5.000 € - 13,5% modulation - R.73/09, title III - calendar year 2009 - Scotland, UK	-	-	-	-	-	-	-	-	-	-	-	-	-	-	-	-	-	-	-	-	-	-	-	-	-	-	-	-	-	
05 03 01 01 0000 019			Single Payment Scheme - payments > 5.000 € - 13,5% modulation - R.73/09, title III - calendar year 2009 - Scotland, UK	-	-	-	-	-	-	-	-	-	-	-	-	-	-	-	-	-	-	-	-	-	-	-	-	-	-	-	-	-	-

In EUR million

ANNEX 33

EXPENDITURE CHARGED AGAINST THE 2012 BUDGET
DETAILS by SUB-ITEM and by MEMBER STATE

Budget Line	Fund source	Item	BE	BG	CZ	DK	DE	EE	IE	EL	ES	FR	IT	CY	LV	LT	LU	HU	MT	NL	AT	PL	PT	RO	SI	SK	FI	SE	UK	CE	TOTAL						
05 03 01 01 0000 024	C5	Single Payment Scheme - payments > 5.000 € - 19% modulation - R.73/09, title III - calendar year 2010 - England, UK	-	-	-	-	-	-	-	-	-	-	-	-	-	-	-	-	-	-	-	-	-	-	-	-	-	-	-	-	1.1	1.139					
05 03 01 01 0000 024	NA	Single Payment Scheme - payments > 5.000 € - 19% modulation - R.73/09, title III - calendar year 2010 - England, UK	-	-	-	-	-	-	-	-	-	-	-	-	-	-	-	-	-	-	-	-	-	-	-	-	-	-	-	-	-	-	-				
05 03 01 01 0000 024	C5	Single Payment Scheme - payments > 5.000 € - 19% modulation - R.73/09, title III - calendar year 2010 - England, UK	-	-	-	-	-	-	-	-	-	-	-	-	-	-	-	-	-	-	-	-	-	-	-	-	-	-	-	-	-	-	-				
05 03 01 01 0000 025	C1	Single Payment Scheme - payments < 5.000 € - 8% modulation - R.73/09, title III - calendar year 2010 - Northern Ireland, UK	-	-	-	-	-	-	-	-	-	-	-	-	-	-	-	-	-	-	-	-	-	-	-	-	-	-	-	-	-	-	0.3	0.335			
05 03 01 01 0000 025	C5	Single Payment Scheme - payments < 5.000 € - 8% modulation - R.73/09, title III - calendar year 2010 - Northern Ireland, UK	-	-	-	-	-	-	-	-	-	-	-	-	-	-	-	-	-	-	-	-	-	-	-	-	-	-	-	-	-	-	-	0.090			
05 03 01 01 0000 025	NA	Single Payment Scheme - payments < 5.000 € - 8% modulation - R.73/09, title III - calendar year 2010 - Northern Ireland, UK	-	-	-	-	-	-	-	-	-	-	-	-	-	-	-	-	-	-	-	-	-	-	-	-	-	-	-	-	-	-	-	-			
05 03 01 01 0000 025	C1	Single Payment Scheme - payments < 5.000 € - 8% modulation - R.73/09, title III - calendar year 2010 - Northern Ireland, UK	-	-	-	-	-	-	-	-	-	-	-	-	-	-	-	-	-	-	-	-	-	-	-	-	-	-	-	-	-	-	-	0.4	0.425		
05 03 01 01 0000 026	C1	Single Payment Scheme - payments > 5.000 € - 13% modulation - R.73/09, title III - calendar year 2010 - Northern Ireland, UK	-	-	-	-	-	-	-	-	-	-	-	-	-	-	-	-	-	-	-	-	-	-	-	-	-	-	-	-	-	-	-	0.6	0.552		
05 03 01 01 0000 026	C5	Single Payment Scheme - payments > 5.000 € - 13% modulation - R.73/09, title III - calendar year 2010 - Northern Ireland, UK	-	-	-	-	-	-	-	-	-	-	-	-	-	-	-	-	-	-	-	-	-	-	-	-	-	-	-	-	-	-	-	0.1	0.050		
05 03 01 01 0000 026	NA	Single Payment Scheme - payments > 5.000 € - 13% modulation - R.73/09, title III - calendar year 2010 - Northern Ireland, UK	-	-	-	-	-	-	-	-	-	-	-	-	-	-	-	-	-	-	-	-	-	-	-	-	-	-	-	-	-	-	-	-	-		
05 03 01 01 0000 026	C1	Single Payment Scheme - payments > 5.000 € - 13% modulation - R.73/09, title III - calendar year 2010 - Northern Ireland, UK	-	-	-	-	-	-	-	-	-	-	-	-	-	-	-	-	-	-	-	-	-	-	-	-	-	-	-	-	-	-	-	-	0.6	0.603	
05 03 01 01 0000 027	C1	Single Payment Scheme - payments < 5.000 € - 5,8% modulation - R.73/09, title III - calendar year 2010 - Wales, UK	-	-	-	-	-	-	-	-	-	-	-	-	-	-	-	-	-	-	-	-	-	-	-	-	-	-	-	-	-	-	-	-	0.2	0.181	
05 03 01 01 0000 027	C5	Single Payment Scheme - payments < 5.000 € - 5,8% modulation - R.73/09, title III - calendar year 2010 - Wales, UK	-	-	-	-	-	-	-	-	-	-	-	-	-	-	-	-	-	-	-	-	-	-	-	-	-	-	-	-	-	-	-	-	0.2	0.247	
05 03 01 01 0000 027	NA	Single Payment Scheme - payments < 5.000 € - 5,8% modulation - R.73/09, title III - calendar year 2010 - Wales, UK	-	-	-	-	-	-	-	-	-	-	-	-	-	-	-	-	-	-	-	-	-	-	-	-	-	-	-	-	-	-	-	-	-	-	
05 03 01 01 0000 027	C5	Single Payment Scheme - payments < 5.000 € - 5,8% modulation - R.73/09, title III - calendar year 2010 - Wales, UK	-	-	-	-	-	-	-	-	-	-	-	-	-	-	-	-	-	-	-	-	-	-	-	-	-	-	-	-	-	-	-	-	-	-	
05 03 01 01 0000 028	C1	Single Payment Scheme - payments < 5.000 € - 10,8% modulation - R.73/09, title III - calendar year 2010 - Wales, UK	-	-	-	-	-	-	-	-	-	-	-	-	-	-	-	-	-	-	-	-	-	-	-	-	-	-	-	-	-	-	-	-	-	0.2	0.162
05 03 01 01 0000 028	C5	Single Payment Scheme - payments < 5.000 € - 10,8% modulation - R.73/09, title III - calendar year 2010 - Wales, UK	-	-	-	-	-	-	-	-	-	-	-	-	-	-	-	-	-	-	-	-	-	-	-	-	-	-	-	-	-	-	-	-	-	0.3	0.255
05 03 01 01 0000 028	NA	Single Payment Scheme - payments < 5.000 € - 10,8% modulation - R.73/09, title III - calendar year 2010 - Wales, UK	-	-	-	-	-	-	-	-	-	-	-	-	-	-	-	-	-	-	-	-	-	-	-	-	-	-	-	-	-	-	-	-	-	-	-
05 03 01 01 0000 028	C1	Single Payment Scheme - payments < 5.000 € - 10,8% modulation - R.73/09, title III - calendar year 2010 - Wales, UK	-	-	-	-	-	-	-	-	-	-	-	-	-	-	-	-	-	-	-	-	-	-	-	-	-	-	-	-	-	-	-	-	-	0.4	0.417
05 03 01 01 0000 029	C5	Single Payment Scheme - payments > 300.000 € - 12% modulation - R.73/09, title III - calendar year 2010 - Wales, UK	-	-	-	-	-	-	-	-	-	-	-	-	-	-	-	-	-	-	-	-	-	-	-	-	-	-	-	-	-	-	-	-	-	0.0	0.030
05 03 01 01 0000 030	C1	Single Payment Scheme - payments < 5.000 € - 9% modulation - R.73/09, title III - calendar year 2010 - Scotland, UK	-	-	-	-	-	-	-	-	-	-	-	-	-	-	-	-	-	-	-	-	-	-	-	-	-	-	-	-	-	-	-	-	-	0.0	0.052

DIRECTORATE-GENERAL FOR AGRICULTURE AND RURAL DEVELOPMENT
 Directorate I. Management of resources.
 I.1. Budget management
 EAGF - 2012 FINANCIAL REPORT

EAGF - EUROPEAN AGRICULTURAL GUARANTEE FUND

ANNEX 33

EXPENDITURE CHARGED AGAINST THE 2012 BUDGET
 DETAILS by SUB-ITEM and by MEMBER STATE

Budget Line	Fund Source	Item	BE	BG	CZ	DK	DE	EE	IE	EL	ES	FR	IT	CY	LV	LT	LU	HU	MT	NL	AT	PL	PT	RO	SI	SK	FI	SE	UK	CE	TOTAL			
05 03 01 01 0000 034	NA	Single Payment Scheme - payments > 300.000 € - 13% modulation - R.73/09, title III - calendar year 2011 - BE, DK, DE, IE, EL, ES, FR, IT, LU, NL, AT, PT, FI, SE	0.1	-	-	5.7	374.7	-	0.4	-	30.9	3.4	52.5	-	-	-	-	-	-	2.2	1.9	-	4.1	-	-	-	0.1	2.5	-	-	478.447			
05 03 01 01 0000 034		Single Payment Scheme - payments > 300.000 € - 13% modulation - R.73/09, title III - calendar year 2011 - BE, DK, DE, IE, EL, ES, FR, IT, LU, NL, AT, PT, FI, SE																																
05 03 01 01 0000 035	C1	Single Payment Scheme - payments < 5.000 € - 14% modulation - R.73/09, title III - calendar year 2011 - England, UK	-	-	-	-	-	-	-	-	-	-	-	-	-	-	-	-	-	-	-	-	-	-	-	-	-	-	-	-	395.570			
05 03 01 01 0000 035	NA	Single Payment Scheme - payments < 5.000 € - 14% modulation - R.73/09, title III - calendar year 2011 - England, UK	-	-	-	-	-	-	-	-	-	-	-	-	-	-	-	-	-	-	-	-	-	-	-	-	-	-	-	-	-	-		
05 03 01 01 0000 035		Single Payment Scheme - payments < 5.000 € - 14% modulation - R.73/09, title III - calendar year 2011 - England, UK																																
05 03 01 01 0000 036	C1	Single Payment Scheme - payments > 5.000 € - 19% modulation - R.73/09, title III - calendar year 2011 - England, UK	-	-	-	-	-	-	-	-	-	-	-	-	-	-	-	-	-	-	-	-	-	-	-	-	-	-	-	-	1.665.534			
05 03 01 01 0000 036	NA	Single Payment Scheme - payments > 5.000 € - 19% modulation - R.73/09, title III - calendar year 2011 - England, UK	-	-	-	-	-	-	-	-	-	-	-	-	-	-	-	-	-	-	-	-	-	-	-	-	-	-	-	-	-	-		
05 03 01 01 0000 036		Single Payment Scheme - payments > 5.000 € - 19% modulation - R.73/09, title III - calendar year 2011 - England, UK																																
05 03 01 01 0000 037	C1	Single Payment Scheme - payments < 5.000 € - 9% modulation - R.73/09, title III - calendar year 2011 - Northern Ireland, UK	-	-	-	-	-	-	-	-	-	-	-	-	-	-	-	-	-	-	-	-	-	-	-	-	-	-	-	-	107.854			
05 03 01 01 0000 037	NA	Single Payment Scheme - payments < 5.000 € - 9% modulation - R.73/09, title III - calendar year 2011 - Northern Ireland, UK	-	-	-	-	-	-	-	-	-	-	-	-	-	-	-	-	-	-	-	-	-	-	-	-	-	-	-	-	-	-		
05 03 01 01 0000 037		Single Payment Scheme - payments < 5.000 € - 9% modulation - R.73/09, title III - calendar year 2011 - Northern Ireland, UK																																
05 03 01 01 0000 038	C1	Single Payment Scheme - payments > 5.000 € - 14% modulation - R.73/09, title III - calendar year 2011 - Northern Ireland, UK	-	-	-	-	-	-	-	-	-	-	-	-	-	-	-	-	-	-	-	-	-	-	-	-	-	-	-	-	199.695			
05 03 01 01 0000 038	NA	Single Payment Scheme - payments > 5.000 € - 14% modulation - R.73/09, title III - calendar year 2011 - Northern Ireland, UK	-	-	-	-	-	-	-	-	-	-	-	-	-	-	-	-	-	-	-	-	-	-	-	-	-	-	-	-	-	-		
05 03 01 01 0000 038		Single Payment Scheme - payments > 5.000 € - 14% modulation - R.73/09, title III - calendar year 2011 - Northern Ireland, UK																																
05 03 01 01 0000 039	C1	Single Payment Scheme - payments < 5.000 € - 6.5% modulation - R.73/09, title III - calendar year 2011 - Wales, UK	-	-	-	-	-	-	-	-	-	-	-	-	-	-	-	-	-	-	-	-	-	-	-	-	-	-	-	-	62.680			
05 03 01 01 0000 039	NA	Single Payment Scheme - payments < 5.000 € - 6.5% modulation - R.73/09, title III - calendar year 2011 - Wales, UK	-	-	-	-	-	-	-	-	-	-	-	-	-	-	-	-	-	-	-	-	-	-	-	-	-	-	-	-	-	-		
05 03 01 01 0000 039		Single Payment Scheme - payments < 5.000 € - 6.5% modulation - R.73/09, title III - calendar year 2011 - Wales, UK																																
05 03 01 01 0000 040	C1	Single Payment Scheme - payments 5.000 €-300.000 € - 11.5% modulation - R.73/09, title III - calendar year 2011 - Wales, UK	-	-	-	-	-	-	-	-	-	-	-	-	-	-	-	-	-	-	-	-	-	-	-	-	-	-	-	-	244.629			
05 03 01 01 0000 040	NA	Single Payment Scheme - payments 5.000 €-300.000 € - 11.5% modulation - R.73/09, title III - calendar year 2011 - Wales, UK	-	-	-	-	-	-	-	-	-	-	-	-	-	-	-	-	-	-	-	-	-	-	-	-	-	-	-	-	-	-		
05 03 01 01 0000 040		Single Payment Scheme - payments 5.000 €-300.000 € - 11.5% modulation - R.73/09, title III - calendar year 2011 - Wales, UK																																
05 03 01 01 0000 040		Single Payment Scheme - payments 5.000 €-300.000 € - 11.5% modulation - R.73/09, title III - calendar year 2011 - Wales, UK																																

In EUR million

ANNEX 33
 EXPENDITURE CHARGED AGAINST THE 2012 BUDGET
 DETAILS by SUB-ITEM and by MEMBER STATE

Budget Line	Fund source	Item	BE	BG	CZ	DK	DE	EE	IE	EL	ES	FR	IT	CY	LV	LT	LU	HU	MT	NL	AT	PL	PT	RO	SI	SK	FI	SE	UK	CE	TOTAL	
05 03 01 99 0000 374	C1	Correction - ceiling - R.73/09, Annex VIII - decoupled direct aids - 9% modulation - calendar year 2011	-0.1	-	-	-	-	-	-	-	-	-	-	-	-	-	-	-	-	-	-	-	-	-	-	-	-	-	-	-	-0.050	
05 03 01 99 0000 375	C1	Correction - ceiling - R.73/09, Annex VIII - decoupled direct aids - 13% modulation - calendar year 2011	-0.1	-	-	-	-	-	-	-	-	-	-	-	-	-	-	-	-	-	-	-	-	-	-	-	-	-	-	-	-0.132	
05 03 01 99	C1	Other (decoupled direct aids)	-0.4	-	-	-	-	-	-	-	-	-	-	-	-	-	-	-	-	-	-	-0.6	-	-	-	-	-	-	-	-	-0.985	
05 03 01	C4	Decoupled direct aids	446.2	371.6	711.4	897.1	5 244.1	80.6	1 239.0	2 037.4	130.7	6 756.3	3 672.5	114.1	298.7	17.2	1 032.5	4.3	783.6	633.9	2 407.4	403.4	879.9	99.1	308.4	486.6	648.6	3 249.8	-	-	36 992.336	
05 03 01	C5	Decoupled direct aids	24.2	-	-	0.1	0.3	-	1.2	2.3	247.6	0.2	130.2	-	-	-	17.0	-	-	0.6	-	-	0.5	-	1.2	0.0	0.2	5.0	-	-	242.413	
05 03 01	NA	Decoupled direct aids	470.5	371.6	711.4	897.1	5 244.4	80.6	1 240.2	2 039.7	4 378.3	7 000.9	3 802.7	114.1	298.7	34.3	1 032.5	4.3	784.3	633.9	2 407.4	403.9	879.9	100.3	308.4	486.6	648.7	3 254.8	-	-	37 665.465	
05 03 02 01 0000 005	C1	Area aid - cereals, oil-seeds, proteins, grass silage, set-aside - R.1782/03, Art.100, Art.107(6) - calendar year 2008 and earlier	-0.0	-	-	-0.0	0.2	-	0.0	0.0	0.3	0.0	-1.9	-	-	-	-	-	-	-	0.0	-0.0	-	-	-	-	-	-	-	-	-1.374	
05 03 02 01 0000 005	NA	Area aid - cereals, oil-seeds, proteins, grass silage, set-aside - R.1782/03, Art.100, Art.107(6) - calendar year 2008 and earlier	-	-	-	-	-	-	-	-	-	-	-	-	-	-	-	-	-	-	-	-	-	-	-	-	-	-	-	-	-	-
05 03 02 01 0000 005	C1	Area aid - cereals, oil-seeds, proteins, grass silage, set-aside - R.1782/03, Art.100, Art.107(6) - calendar year 2008 and earlier	-0.0	-	-	-0.0	0.2	-	0.0	0.0	0.3	0.0	-1.9	-	-	-	-	-	-	-	0.0	-0.0	-	-	-	-	-	-	-	-	-1.374	
05 03 02 01 0000 006	C1	Area aid - cereals, oil-seeds, proteins, grass silage, set-aside - 0% modulation - R.1782/03, Art.100, Art.107(6) - calendar year 2009 - ES, FR	-	-	-	-	-	-	-	-	0.0	-	-	-	-	-	-	-	-	-	-	-	-	-	-	-	-	-	-	-	-	0.040
05 03 02 01 0000 007	C1	Area aid - cereals, oil-seeds, proteins, grass silage, set-aside - payments 5.000 €-300.000 € - 7% modulation - R.1782/03, Art.100, Art.107(6) - calendar year 2009 - ES, FR	-	-	-	-	-	-	-	-	0.3	0.0	-	-	-	-	-	-	-	-	-	-	-	-	-	-	-	-	-	-	-	0.296
05 03 02 01 0000 008	C1	Area aid - cereals, oil-seeds, proteins, grass silage, set-aside - payments > 300.000 € - 11% modulation - R.1782/03, Art.100, Art.107(6) - calendar year 2009 - ES, FR	-	-	-	-	-	-	-	-	0.0	-	-	-	-	-	-	-	-	-	-	-	-	-	-	-	-	-	-	-	-	0.002
05 03 02 01 1060 024	C1	Set-aside related to per hectare aid - non food - R.1782/03, Art.107 - calendar year 2006 and earlier	-	-	-	-	0.0	-	-	-	-	-	-0.0	-	-	-	-	-	-	-	-	-	-	-	-	0.0	-	-	-	-	-	0.001
05 03 02 01 1062 005	C1	Five-year set-aside - marketing year 97/98 and earlier	-0.0	-	-	-0.0	0.2	-	0.0	0.0	0.6	0.0	4.2	-	-	-	-	-	-	0.2	-	0.0	-0.0	-	-	-	-	-	-	-	4.448	
05 03 02 01	NA	Crops area payments	-	-	-	-	-	-	-	-	-	-	-	-	-	-	-	-	-	-	-	-	-	-	-	-	-	-	-	-	3.414	
05 03 02 01	NA	Crops area payments	-	-	-	-	-	-	-	-	-	-	-	-	-	-	-	-	-	-	-	-	-	-	-	-	-	-	-	-	-	3.414
05 03 02 04 0000 005	C1	Supplementary aid - durum wheat - traditional production zones - R.1782/03, Art.105 - calendar year 2008 and earlier	-	-	-	-	-	-	-	-	0.1	0.0	-1.0	-	-	-	-	-	-	-	-	-	-	-	-	-	-	-	-	-	-	-0.902
05 03 02 04 0000 006	C1	Supplementary aid - durum wheat - traditional production zones - 0% modulation - R.1782/03, Art.105 - calendar year 2009 - ES, FR	-	-	-	-	-	-	-	-	0.0	-	-	-	-	-	-	-	-	-	-	-	-	-	-	-	-	-	-	-	-	0.015
05 03 02 04 0000 007	C1	Supplementary aid - durum wheat - traditional production zones - payments 5.000 €-300.000 € - 7% modulation - R.1782/03, Art.105 - calendar year 2009 - ES, FR	-	-	-	-	-	-	-	-	0.0	-0.0	-	-	-	-	-	-	-	-	-	-	-	-	-	-	-	-	-	-	-	0.047
05 03 02 04 0000 008	C1	Supplementary aid - durum wheat - traditional production zones - payments > 300.000 € - 11% modulation - R.1782/03, Art.105 - calendar year 2009 - ES, FR	-	-	-	-	-	-	-	-	0.0	-	-	-	-	-	-	-	-	-	-	-	-	-	-	-	-	-	-	-	-	0.003
05 03 02 04	C1	Supplementary aid for durum wheat - traditional production zones	-	-	-	-	-	-	-	-	0.1	0.0	-1.0	-	-	-	-	-	-	-	-	-	-	-	-	-	-	-	-	-	-	-0.838
05 03 02 05 1800 116	C1	Cereals - R.1782/03, Art.99; Art.70(1)a) - crop 2008 and earlier	-	-	-	-	-	-	-	-	-	-	0.0	-	-	-	-	-	-	-	-	-	-	-	-	-	-	-	-	-	-	0.012
05 03 02 05 1800 117	C1	Oil-seeds - R.1782/03, Art.99; Art.70(1)a) - crop 2008 and earlier	-	-	-	-	-	-	-	-	-	-	0.0	-	-	-	-	-	-	-	-	-	-	-	-	-	-	-	-	-	-	0.009
05 03 02 05 1800 118	C1	Graminaceous - R.1782/03, Art.99; Art.70(1)a) - crop 2008 and earlier	-	-	-	-	-	-	-	-	-	-	-	-	-	-	-	-	-	-	-	-	-	-	-	-	-0.0	-	-	-	-	-0.005
05 03 02 05 1800 119	C1	Leguminous - R.1782/03, Art.99; Art.70(1)a) - crop 2008 and earlier	-	-	-	-	-	-	-	-	-	-	-0.0	-	-	-	-	-	-	-	-	-	-	-	-	-	-	-	-	-	-	-0.016
05 03 02 05 1800 120	C1	Rice - R.1782/03, Art.99; Art.70(1)a) - crop 2008 and earlier	-	-	-	-	-	-	-	-	-	-	-	-	-	-	-	-	-	-	-	-	-	-	-	-	-	-	-	-	-	-

In EUR million

ANNEX 33
 EXPENDITURE CHARGED AGAINST THE 2012 BUDGET
 DETAILS by SUB-ITEM and by MEMBER STATE

Budget Line	Fund Source	Item	BE	BG	CZ	DK	DE	EE	IE	EL	ES	FR	IT	CY	LV	LT	LU	HU	MT	NL	AT	PL	PT	RO	SI	SK	FI	SE	UK	CE	TOTAL				
05 03 02 05 1800 121		Cereals - 0% modulation - R.73/09, Art.87 - crop 2009 - BE, EL, ES, FR, IT, NL, PT, FI	-	-	-	-	-	-	-	-	-	-	-	-	-	-	-	-	-	-	-	-	-	-	-	-	-	-	-	-	-	-			
05 03 02 05 1800 122		Cereals - payments 5.000 €300.000 € - 7% modulation - R.73/09, Art.87 - crop 2009 - BE, EL, ES, FR, IT, NL, PT, FI	-	-	-	-	-	-	-	-	-	-	-	-	-	-	-	-	-	-	-	-	-	-	-	-	-	-	-	-	-	-	-		
05 03 02 05 1800 123		Cereals - payments > 300.000 € - 11% modulation - R.73/09, Art.87 - crop 2009 - BE, EL, ES, FR, IT, NL, PT, FI	-	-	-	-	-	-	-	-	-	-	-	-	-	-	-	-	-	-	-	-	-	-	-	-	-	-	-	-	-	-	-		
05 03 02 05 1800 125		Oil-seeds - 0% modulation - R.73/09, Art.87 - crop 2009 - BE, EL, ES, FR, IT, NL, PT, FI	-	-	-	-	-	-	-	-	-	-	-	-	-	-	-	-	-	-	-	-	-	-	-	-	-	-	-	-	-	-	-	-	
05 03 02 05 1800 126 C1		Oil-seeds - payments 5.000 €300.000 € - 7% modulation - R.73/09, Art.87 - crop 2009 - BE, EL, ES, FR, IT, NL, PT, FI	-	-	-	-	-	-	-	-	0.0	-	-	-	-	-	-	-	-	-	-	-	-	-	-	-	-	-	-	-	-	-	-	0.006	
05 03 02 05 1800 127		Oil-seeds - payments > 300.000 € - 11% modulation - R.73/09, Art.87 - crop 2009 - BE, EL, ES, FR, IT, NL, PT, FI	-	-	-	-	-	-	-	-	-	-	-	-	-	-	-	-	-	-	-	-	-	-	-	-	-	-	-	-	-	-	-	-	
05 03 02 05 1800 129		Graininaceous - 0% modulation - R.73/09, Art.87 - crop 2009 - BE, EL, ES, FR, IT, NL, PT, FI	-	-	-	-	-	-	-	-	-	-	-	-	-	-	-	-	-	-	-	-	-	-	-	-	-	-	-	-	-	-	-	-	
05 03 02 05 1800 130 C1		Graininaceous - payments 5.000 €300.000 € - 7% modulation - R.73/09, Art.87 - crop 2009 - BE, EL, ES, FR, IT, NL, PT, FI	-	-	-	-	-	-	-	-	-	-	0.0	-	-	-	-	-	-	-	-	-	-	-	-	-	0.0	-	-	-	-	-	-	0.002	
05 03 02 05 1800 131 C1		Graininaceous - payments > 300.000 € - 11% modulation - R.73/09, Art.87 - crop 2009 - BE, EL, ES, FR, IT, NL, PT, FI	-	-	-	-	-	-	-	-	-	-	0.0	-	-	-	-	-	-	-	-	-	-	-	-	-	-	-	-	-	-	-	-	0.002	
05 03 02 05 1800 133 C1		Leguminous - 0% modulation - R.73/09, Art.87 - crop 2009 - BE, EL, ES, FR, IT, NL, PT, FI	-	-	-	-	-	-	-	-	-	-	0.0	-	-	-	-	-	-	-	-	-	-	-	-	-	-	-	-	-	-	-	-	0.002	
05 03 02 05 1800 134 C1		Leguminous - payments 5.000 €300.000 € - 7% modulation - R.73/09, Art.87 - crop 2009 - BE, EL, ES, FR, IT, NL, PT, FI	-	-	-	-	-	-	-	-	-	-	0.1	-	-	-	-	-	-	-	-	-	-	-	-	-	-	-	-	-	-	-	-	0.072	
05 03 02 05 1800 135 C1		Leguminous - payments > 300.000 € - 11% modulation - R.73/09, Art.87 - crop 2009 - BE, EL, ES, FR, IT, NL, PT, FI	-	-	-	-	-	-	-	-	-	0.0	-	-	-	-	-	-	-	-	-	-	-	-	-	-	-	-	-	-	-	-	-	0.005	
05 03 02 05 1800 137		Rice - 0% modulation - R.73/09, Art.87 - crop 2009 - BE, EL, ES, FR, IT, NL, PT, FI	-	-	-	-	-	-	-	-	-	-	-	-	-	-	-	-	-	-	-	-	-	-	-	-	-	-	-	-	-	-	-	-	
05 03 02 05 1800 138		Rice - payments 5.000 €300.000 € - 7% modulation - R.73/09, Art.87 - crop 2009 - BE, EL, ES, FR, IT, NL, PT, FI	-	-	-	-	-	-	-	-	-	-	-	-	-	-	-	-	-	-	-	-	-	-	-	-	-	-	-	-	-	-	-	-	
05 03 02 05 1800 139		Rice - payments > 300.000 € - 11% modulation - R.73/09, Art.87 - crop 2009 - BE, EL, ES, FR, IT, NL, PT, FI	-	-	-	-	-	-	-	-	-	-	-	-	-	-	-	-	-	-	-	-	-	-	-	-	-	-	-	-	-	-	-	-	
05 03 02 05 1800 140		Cereals - 0% modulation - R.73/09, Art.87 - crop 2010 - ES, FR, IT, NL, PT, FI	-	-	-	-	-	-	-	-	-	-	-	-	-	-	-	-	-	-	-	-	-	-	-	-	-	-	-	-	-	-	-	-	-
05 03 02 05 1800 141		Cereals - payments 5.000 €300.000 € - 8% modulation - R.73/09, Art.87 - crop 2010 - ES, FR, IT, NL, PT, FI	-	-	-	-	-	-	-	-	-	-	-	-	-	-	-	-	-	-	-	-	-	-	-	-	-	-	-	-	-	-	-	-	-
05 03 02 05 1800 142		Cereals - payments > 300.000 € - 12% modulation - R.73/09, Art.87 - crop 2010 - ES, FR, IT, NL, PT, FI	-	-	-	-	-	-	-	-	-	-	-	-	-	-	-	-	-	-	-	-	-	-	-	-	-	-	-	-	-	-	-	-	-
05 03 02 05 1800 143		Oil-seeds - 0% modulation - R.73/09, Art.87 - crop 2010 - ES, FR, IT, NL, PT, FI	-	-	-	-	-	-	-	-	-	-	-	-	-	-	-	-	-	-	-	-	-	-	-	-	-	-	-	-	-	-	-	-	-
05 03 02 05 1800 144 C1		Oil-seeds - payments 5.000 €300.000 € - 8% modulation - R.73/09, Art.87 - crop 2010 - ES, FR, IT, NL, PT, FI	-	-	-	-	-	-	-	-	-	0.0	-	-	-	-	-	-	-	-	-	-	-	-	-	-	-	-	-	-	-	-	-	-	0.007
05 03 02 05 1800 145		Oil-seeds - payments > 300.000 € - 12% modulation - R.73/09, Art.87 - crop 2010 - ES, FR, IT, NL, PT, FI	-	-	-	-	-	-	-	-	-	-	-	-	-	-	-	-	-	-	-	-	-	-	-	-	-	-	-	-	-	-	-	-	-
05 03 02 05 1800 146 C1		Graininaceous - 0% modulation - R.73/09, Art.87 - crop 2010 - ES, FR, IT, NL, PT, FI	-	-	-	-	-	-	-	-	-	-	0.0	-	-	-	-	-	-	-	-	-	-	-	-	-	-	-	-	-	-	-	-	-	0.003
05 03 02 05 1800 147 C1		Graininaceous - payments 5.000 €300.000 € - 8% modulation - R.73/09, Art.87 - crop 2010 - ES, FR, IT, NL, PT, FI	-	-	-	-	-	-	-	-	-	-	0.0	-	-	-	-	-	-	-	-	-	-	-	-	-	-	-	-	-	-	-	-	-	0.005
05 03 02 05 1800 148		Graininaceous - payments > 300.000 € - 12% modulation - R.73/09, Art.87 - crop 2010 - ES, FR, IT, NL, PT, FI	-	-	-	-	-	-	-	-	-	-	-	-	-	-	-	-	-	-	-	-	-	-	-	-	-	-	-	-	-	-	-	-	-

In EUR million

ANNEX 33

EXPENDITURE CHARGED AGAINST THE 2012 BUDGET
 DETAILS by SUB-ITEM and by MEMBER STATE

Budget Line	Fund Source	Item	BE	BG	CZ	DK	DE	EE	IE	EL	ES	FR	IT	CY	LV	LT	LU	HU	MT	NL	AT	PL	PT	RO	SI	SK	FI	SE	UK	CE	TOTAL					
05 03 02 07 2121 130 NA		Additional premium - suckler cow - 0% modulation - R.73/09, Art.111(5) - calendar year 2010 - BE, ES, AT, PT	-	-	-	-	-	-	-	-	-	-	-	-	-	-	-	-	-	-	-	-	-	-	-	-	-	-	-	-	-	-	-			
05 03 02 07 2121 130		Additional premium - suckler cow - 0% modulation - R.73/09, Art.111(5) - calendar year 2010 - BE, ES, AT, PT	0.0	-	-	-	-	-	-	-	0.0	-	-	-	-	-	-	-	-	-	-	-	0.0	-	-	-	-	-	-	-	-	-	-	0.011		
05 03 02 07 2121 131 C1		Additional premium - suckler cow - payments 5.000 € - 300.000 € - 8% modulation - R.73/09, Art.111(5) - calendar year 2010 - BE, ES, AT, PT	0.0	-	-	-	-	-	-	-	0.0	-	-	-	-	-	-	-	-	-	-	-	0.0	-	-	-	-	-	-	-	-	-	-	0.037		
05 03 02 07 2121 131 NA		Additional premium - suckler cow - payments 5.000 € - 300.000 € - 8% modulation - R.73/09, Art.111(5) - calendar year 2010 - BE, ES, AT, PT	-	-	-	-	-	-	-	-	-	-	-	-	-	-	-	-	-	-	-	-	-	-	-	-	-	-	-	-	-	-	-	-	-	
05 03 02 07 2121 131		Additional premium - suckler cow - payments 5.000 € - 300.000 € - 8% modulation - R.73/09, Art.111(5) - calendar year 2010 - BE, ES, AT, PT	0.0	-	-	-	-	-	-	-	0.0	-	-	-	-	-	-	-	-	-	-	-	0.0	-	-	-	-	-	-	-	-	-	-	-	0.037	
05 03 02 07 2121 132 C1		Additional premium - suckler cow - payments > 300.000 € - 12% modulation - R.73/09, Art.111(5) - calendar year 2010 - BE, ES, AT, PT	-	-	-	-	-	-	-	-	0.0	-	-	-	-	-	-	-	-	-	-	-	-	-	-	-	-	-	-	-	-	-	-	-	0.006	
05 03 02 07 2121 132		Additional premium - suckler cow - payments > 300.000 € - 12% modulation - R.73/09, Art.111(5) - calendar year 2010 - BE, ES, AT, PT	-	-	-	-	-	-	-	-	0.0	-	-	-	-	-	-	-	-	-	-	-	-	-	-	-	-	-	-	-	-	-	-	-	0.006	
05 03 02 07 2121 133 C1		Additional premium - suckler cow - 0% modulation - R.73/09, Art.111(5) - calendar year 2011 - BE, ES, AT, PT	0.7	-	-	-	-	-	-	-	2.3	-	-	-	-	-	-	-	-	-	-	0.0	1.0	-	-	-	-	-	-	-	-	-	-	-	4.076	
05 03 02 07 2121 133 NA		Additional premium - suckler cow - 0% modulation - R.73/09, Art.111(5) - calendar year 2011 - BE, ES, AT, PT	-	-	-	-	-	-	-	-	-	-	-	-	-	-	-	-	-	-	-	-	-	-	-	-	-	-	-	-	-	-	-	-	-	
05 03 02 07 2121 133		Additional premium - suckler cow - 0% modulation - R.73/09, Art.111(5) - calendar year 2011 - BE, ES, AT, PT	0.7	-	-	-	-	-	-	-	2.3	-	-	-	-	-	-	-	-	-	-	0.0	1.0	-	-	-	-	-	-	-	-	-	-	-	4.076	
05 03 02 07 2121 134 C1		Additional premium - suckler cow - payments 5.000 € - 300.000 € - 9% modulation - R.73/09, Art.111(5) - calendar year 2011 - BE, ES, AT, PT	16.8	-	-	-	-	-	-	-	20.8	-	-	-	-	-	-	-	-	-	-	0.1	7.3	-	-	-	-	-	-	-	-	-	-	-	45.018	
05 03 02 07 2121 134 NA		Additional premium - suckler cow - payments 5.000 € - 300.000 € - 9% modulation - R.73/09, Art.111(5) - calendar year 2011 - BE, ES, AT, PT	-	-	-	-	-	-	-	-	-	-	-	-	-	-	-	-	-	-	-	-	-	-	-	-	-	-	-	-	-	-	-	-	-	
05 03 02 07 2121 134		Additional premium - suckler cow - payments 5.000 € - 300.000 € - 9% modulation - R.73/09, Art.111(5) - calendar year 2011 - BE, ES, AT, PT	16.8	-	-	-	-	-	-	-	20.8	-	-	-	-	-	-	-	-	-	-	0.1	7.3	-	-	-	-	-	-	-	-	-	-	-	45.018	
05 03 02 07 2121 135 C1		Additional premium - suckler cow - payments > 300.000 € - 13% modulation - R.73/09, Art.111(5) - calendar year 2011 - BE, ES, AT, PT	0.0	-	-	-	-	-	-	-	0.4	-	-	-	-	-	-	-	-	-	-	-	0.2	-	-	-	-	-	-	-	-	-	-	-	0.604	
05 03 02 07 2121 135 NA		Additional premium - suckler cow - payments > 300.000 € - 13% modulation - R.73/09, Art.111(5) - calendar year 2011 - BE, ES, AT, PT	-	-	-	-	-	-	-	-	-	-	-	-	-	-	-	-	-	-	-	-	-	-	-	-	-	-	-	-	-	-	-	-	-	
05 03 02 07 2121 135		Additional premium - suckler cow - payments > 300.000 € - 13% modulation - R.73/09, Art.111(5) - calendar year 2011 - BE, ES, AT, PT	0.0	-	-	-	-	-	-	-	0.4	-	-	-	-	-	-	-	-	-	-	-	0.2	-	-	-	-	-	-	-	-	-	-	-	-	0.604
05 03 02 07 2122 009 NA		Additional suckler-cow premium	17.6	-	-	-	-	-	-	-	23.6	-	-	-	-	-	-	-	-	-	-	0.1	8.5	-	-	-	-	-	-	-	-	-	-	-	49.788	
05 03 02 07 2122 009 C1		Additional suckler-cow premium	-	-	-	-	-	-	-	-	-	-	-	-	-	-	-	-	-	-	-	-	-	-	-	-	-	-	-	-	-	-	-	-	-	
05 03 02 08 2122 009 C1		Special premium - R.1254/99, Art.4 - calendar year 1995 - Germany	17.6	-	-	-	-	-	-	-	23.6	-	-	-	-	-	-	-	-	-	-	0.1	8.5	-	-	-	-	-	-	-	-	-	-	-	49.788	
05 03 02 08 2122 009 NA		Special premium - R.1254/99, Art.4 - calendar year 1995 - Germany	-	-	-	-	-	-	-	-	-	-	-	-	-	-	-	-	-	-	-	-	-	-	-	-	-	-	-	-	-	-	-	-	0.091	
05 03 02 08 2122 009		Special premium - R.1254/99, Art.4 - calendar year 1995 - Germany	17.6	-	-	-	-	-	-	-	23.6	-	-	-	-	-	-	-	-	-	-	0.1	8.5	-	-	-	-	-	-	-	-	-	-	-	0.091	
05 03 02 08 2122 093 C1		Special premium - calendar year 2004 - 2. tranche - Art.1(1), R.1540/05 - IE, UK	-	-	-	-	-	-	-	-	-	-	-	-	-	-	-	-	-	-	-	-	-	-	-	-	-	-	-	-	-	-	-	-	-	
05 03 02 08 2122 093 NA		Special premium - calendar year 2008 and earlier - 1. tranche - R.1782/03, Art.123 - castrated	-	-	-	-	-	-	-	-	-	-	-	-	-	-	-	-	-	-	-	-	-	-	-	-	-	-	-	-	-	-	-	-	-	
05 03 02 08 2122 093		Special premium - calendar year 2008 and earlier - 1. tranche - R.1782/03, Art.123 - castrated	-	-	-	-	-	-	-	-	-	-	-	-	-	-	-	-	-	-	-	-	-	-	-	-	-	-	-	-	-	-	-	-	-	
05 03 02 08 2122 093 C1		Special premium - calendar year 2008 and earlier - 2. tranche - R.1782/03, Art.123 - castrated	-	-	-	-	-	-	-	-	-	-	-	-	-	-	-	-	-	-	-	-	-	-	-	-	-	-	-	-	-	-	-	-	-	
05 03 02 08 2122 095 NA		Special premium - calendar year 2008 and earlier - 2. tranche - R.1782/03, Art.123 - castrated	-	-	-	-	-	-	-	-	-	-	-	-	-	-	-	-	-	-	-	-	-	-	-	-	-	-	-	-	-	-	-	-	-	
05 03 02 08 2122 095		Special premium - calendar year 2008 and earlier - 2. tranche - R.1782/03, Art.123 - castrated	-	-	-	-	-	-	-	-	-	-	-	-	-	-	-	-	-	-	-	-	-	-	-	-	-	-	-	-	-	-	-	-	-	

In EUR million

ANNEX 33
 EXPENDITURE CHARGED AGAINST THE 2012 BUDGET
 DETAILS by SUB-ITEM and by MEMBER STATE

Budget Line	Fund Source	Item	BE	BG	CZ	DK	DE	EE	EE	IE	EL	ES	FR	IT	CY	LV	LT	LU	HU	MT	NL	AT	PL	PT	RO	SI	SK	FI	SE	UK	CE	TOTAL			
05 03 02 09 2124 064	NA	Calif premium - payments 5.000 €-300.000 € - 9% modulation - R.73/09, Art.116(1)(b); R.1121/09, Art.82 - calendar year 2011 - BE, ES, PT	-	-	-	-	-	-	-	-	-	-	-	-	-	-	-	-	-	-	-	-	-	-	-	-	-	-	-	-	-	-	-		
05 03 02 09 2124 064		Calif premium - payments 5.000 €-300.000 € - 9% modulation - R.73/09, Art.116(1)(b); R.1121/09, Art.82 - calendar year 2011 - BE, ES, PT	5.0	-	-	-	-	-	-	-	-	0.3	-	-	-	-	-	-	-	-	-	-	-	0.6	-	-	-	-	-	-	-	-	5.955		
05 03 02 09 2124 065	C1	Calif premium - payments > 300.000 € - 13% modulation - R.73/09, Art.116(1)(b); R.1121/09, Art.82 - calendar year 2011 - BE, ES, PT	0.2	-	-	-	-	-	-	-	-	0.0	-	-	-	-	-	-	-	-	-	-	-	0.0	-	-	-	-	-	-	-	-	0.215		
05 03 02 09	C1	Beef slaughter premium — Calves	5.9	-	-	-	0.0	-	-	-	-	0.5	0.1	-0.0	-	-	-	-	-	-	0.0	0.0	-	0.9	-	-	-	-	-	-	-	-	7.343		
05 03 02 09	NA	Beef slaughter premium — Calves	-	-	-	-	-	-	-	-	-	-	-	-	-	-	-	-	-	-	-	-	-	-	-	-	-	-	-	-	-	-	-		
05 03 02 09		Beef slaughter premium — Calves	5.9	-	-	-	0.0	-	-	-	-	0.5	0.1	-0.0	-	-	-	-	-	-	0.0	0.0	-	0.9	-	-	-	-	-	-	-	-	7.343		
05 03 02 10 2124 035		Adult premium - Art.182; R.1117/06 - calendar year 2011 - NL	-	-	-	-	-	-	-	-	-	-	-	-	-	-	-	-	-	-	-	-	-	-	-	-	-	-	-	-	-	-	-	-	
05 03 02 10 2124 085	C1	Adult premium - R.1782/03, Art.130(1)(a) - calendar year 2008 and earlier	-	-	-	-	-0.0	-	-	0.1	-	0.0	0.0	-0.2	-	-	-	-	-	-	0.0	0.0	-	0.0	-	-	-	-	-	-	-	-	-	0.007	
05 03 02 10 2124 085	NA	Adult premium - R.1782/03, Art.130(1)(a) - calendar year 2008 and earlier	-	-	-	-	-	-	-	-	-	-	-	-	-	-	-	-	-	-	-	-	-	-	-	-	-	-	-	-	-	-	-	-	
05 03 02 10 2124 085		Adult premium - R.1782/03, Art.130(1)(a) - calendar year 2008 and earlier	-	-	-	-	-0.0	-	0.1	-	0.0	0.0	-0.2	-	-	-	-	-	-	-	0.0	0.0	-	0.0	-	-	-	-	-	-	-	-	-	0.007	
05 03 02 10 2124 086	C1	Adult premium - 0% modulation - R.1782/03, Art.130; R.1973/04, Art.126 - calendar year 2009 - ES, FR, NL, AT, PT	-	-	-	-	-	-	-	-	-	0.0	-	-	-	-	-	-	-	-	0.0	0.0	-	0.0	-	-	-	-	-	-	-	-	-	0.057	
05 03 02 10 2124 087	C1	Adult premium - payments 5.000 €-300.000 € - 7% modulation - R.1782/03, Art.130; R.1973/04, Art.126 - calendar year 2009 - ES, FR, NL, AT, PT	-	-	-	-	-	-	-	-	-	0.1	0.1	-	-	-	-	-	-	-	0.0	0.0	-	0.0	-	-	-	-	-	-	-	-	-	0.211	
05 03 02 10 2124 088	C1	Adult premium - payments > 300.000 € - 11% modulation - R.1782/03, Art.130; R.1973/04, Art.126 - calendar year 2009 - ES, FR, NL, AT, PT	-	-	-	-	-	-	-	-	-	0.0	-	-	-	-	-	-	-	-	-0.0	-0.0	-	0.0	-	-	-	-	-	-	-	-	-	-0.018	
05 03 02 10 2124 089	C1	Adult premium - 0% modulation - R.73/09, Art.116(1)(a); R.1121/09, Art.82 - calendar year 2010 - ES, PT	-	-	-	-	-	-	-	-	-	0.0	-	-	-	-	-	-	-	-	-	-	-	0.0	-	-	-	-	-	-	-	-	-	0.039	
05 03 02 10 2124 089	NA	Adult premium - 0% modulation - R.73/09, Art.116(1)(a); R.1121/09, Art.82 - calendar year 2010 - ES, PT	-	-	-	-	-	-	-	-	-	-	-	-	-	-	-	-	-	-	-	-	-	-	-	-	-	-	-	-	-	-	-	-	
05 03 02 10 2124 089		Adult premium - 0% modulation - R.73/09, Art.116(1)(a); R.1121/09, Art.82 - calendar year 2010 - ES, PT	-	-	-	-	-	-	-	-	-	0.0	-	-	-	-	-	-	-	-	-	-	-	0.0	-	-	-	-	-	-	-	-	-	-	0.039
05 03 02 10 2124 090	C1	Adult premium - payments 5.000 €-300.000 € - 8% modulation - R.73/09, Art.116(1)(a); R.1121/09, Art.82 - calendar year 2010 - ES, PT	-	-	-	-	-	-	-	-	-	0.1	-	-	-	-	-	-	-	-	-	-	-	0.0	-	-	-	-	-	-	-	-	-	-	0.165
05 03 02 10 2124 090	NA	Adult premium - payments 5.000 €-300.000 € - 8% modulation - R.73/09, Art.116(1)(a); R.1121/09, Art.82 - calendar year 2010 - ES, PT	-	-	-	-	-	-	-	-	-	-	-	-	-	-	-	-	-	-	-	-	-	-	-	-	-	-	-	-	-	-	-	-	
05 03 02 10 2124 090		Adult premium - payments 5.000 €-300.000 € - 8% modulation - R.73/09, Art.116(1)(a); R.1121/09, Art.82 - calendar year 2010 - ES, PT	-	-	-	-	-	-	-	-	-	0.1	-	-	-	-	-	-	-	-	-	-	-	0.0	-	-	-	-	-	-	-	-	-	-	0.165
05 03 02 10 2124 091	C1	Adult premium - payments > 300.000 € - 12% modulation - R.73/09, Art.116(1)(a); R.1121/09, Art.82 - calendar year 2010 - ES, PT	-	-	-	-	-	-	-	-	-	0.0	-	-	-	-	-	-	-	-	-	-	-	0.0	-	-	-	-	-	-	-	-	-	-	0.001
05 03 02 10 2124 092	C1	Adult premium - 0% modulation - R.73/09, Art.116(1)(a); R.1121/09, Art.82 - calendar year 2011 - ES, PT	-	-	-	-	-	-	-	-	-	4.7	-	-	-	-	-	-	-	-	-	-	-	2.4	-	-	-	-	-	-	-	-	-	-	7.139
05 03 02 10 2124 093	C1	Adult premium - payments 5.000 €-300.000 € - 9% modulation - R.73/09, Art.116(1)(a); R.1121/09, Art.82 - calendar year 2011 - ES, PT	-	-	-	-	-	-	-	-	-	36.5	-	-	-	-	-	-	-	-	-	-	-	5.2	-	-	-	-	-	-	-	-	-	-	41.648
05 03 02 10 2124 094	C1	Adult premium - payments > 300.000 € - 13% modulation - R.73/09, Art.116(1)(a); R.1121/09, Art.82 - calendar year 2011 - ES, PT	-	-	-	-	-	-	-	-	-	1.0	-	-	-	-	-	-	-	-	-	-	-	0.2	-	-	-	-	-	-	-	-	-	-	1.224
05 03 02 10	C1	Beef slaughter premium — Adults	-	-	-	-	-0.0	-	0.1	-	-	42.5	0.1	-0.2	-	-	-	-	-	-	-0.0	0.0	-	7.9	-	-	-	-	-	-	-	-	-	50.473	
05 03 02 10	NA	Beef slaughter premium — Adults	-	-	-	-	-	-	-	-	-	-	-	-	-	-	-	-	-	-	-	-	-	-	-	-	-	-	-	-	-	-	-	-	
05 03 02 10		Beef slaughter premium — Adults	-	-	-	-	-0.0	-	0.1	-	-	42.5	0.1	-0.2	-	-	-	-	-	-	-0.0	0.0	-	7.9	-	-	-	-	-	-	-	-	-	50.473	

In EUR million

ANNEX 33
 EXPENDITURE CHARGED AGAINST THE 2012 BUDGET
 DETAILS by SUB-ITEM and by MEMBER STATE

Budget Line	Fund Source	Item	ES	FR	IT	CY	LV	LT	LU	HU	MT	NL	AT	PL	PT	RO	SI	SK	FI	SE	UK	CE	TOTAL
05 03 02 21 1210 405	C1	Aid for olive groves - payments 5.000 €-300.000 € - 7% modulation - R.1782/03, Art.110(3) - calendar year 2009 - ES	0.0	-	-	-	-	-	-	-	-	-	-	-	-	-	-	-	-	-	-	-	0.032
05 03 02 21 1210 406		Aid for olive groves - payments > 300.000 € - 11% modulation - R.1782/03, Art.110(3) - calendar year 2009 - ES	-	-	-	-	-	-	-	-	-	-	-	-	-	-	-	-	-	-	-	-	-
05 03 02 21 1710 028	C1	Aid - tobacco - R.1782/03, Art.110 - crop 2008 and earlier	0.0	0.2	1.0	-	-	-	-	-	-	-	-	-	-	-	-	-	-	-	-	-	1.260
05 03 02 22 1710 029	C1	Aid - tobacco - 0% modulation - R.1782/03, Art.110 - crop 2009 - DE, ES, FR, IT, PT	0.0	-	0.0	-	-	-	-	-	-	-	-	-	-	-	-	-	-	-	-	-	0.049
05 03 02 22 1710 030	C1	Aid - tobacco - payments 5.000 €-300.000 € - 7% modulation - R.1782/03, Art.110 - crop 2009 - DE, ES, FR, IT, PT	0.1	-	-	-	-	-	-	-	-	-	-	-	-	-	-	-	-	-	-	-	0.001
05 03 02 22 1710 031		Aid - tobacco - payments > 300.000 € - 11% modulation - R.1782/03, Art.110 - crop 2009 - DE, ES, FR, IT, PT	-	-	-	-	-	-	-	-	-	-	-	-	-	-	-	-	-	-	-	-	0.058
05 03 02 22 1710 042	C1	Special aid - Art.12, R.2075/92 - crop 2005 and earlier	-	-	-0.0	-	-	-	-	-	-	-	-	-	-	-	-	-	-	-	-	-	-0.010
05 03 02 22 1810 054	C1	Tobacco aid Area aid - R.1696/71, Art.12; R.1782/03, Art.110n - crop 2008 and earlier	0.1	-	0.0	-	-	-	-	-	-	-	-	-	-	-	-	-	-	-	-	-	0.098
05 03 02 23 1810 055		Hops, payments (25%) - R.1782/03, Art.68 a - crop 2008 and earlier	-	-	-	-	-	-	-	-	-	-	-	-	-	-	-	-	-	-	-	-	-
05 03 02 23 1810 056		Hops - area aid - 0% modulation - R.1782/03, Art.110n - crop 2009 - FR, AT, SI	-	-	-	-	-	-	-	-	-	-	-	-	-	-	-	-	-	-	-	-	-
05 03 02 23 1810 057		Hops, payments (25%) - R.1782/03, Art.68a - crop 2009 - DE	-	-	-	-	-	-	-	-	-	-	-	-	-	-	-	-	-	-	-	-	-
05 03 02 23 1810 058		Hops - area aid - payments 5.000 €-300.000 € - 7% modulation - R.1782/03, Art.110n - crop 2009 - FR, AT	-	-	-	-	-	-	-	-	-	-	-	-	-	-	-	-	-	-	-	-	-
05 03 02 23 1810 059		Hops - area aid - payments > 300.000 € - 11% modulation - R.1782/03, Art.110n - crop 2009 - FR, AT	-	-	-	-	-	-	-	-	-	-	-	-	-	-	-	-	-	-	-	-	-
05 03 02 24 0000 005	C1	Hops area aid Specific quality premium - durum wheat - R.1782/03, Art.72 - calendar year 2008 and earlier	0.0	0.0	-0.2	-	-	-	-	-	-	-	-	-	-	-	-	-	-	-	-	-	-0.225
05 03 02 24 0000 006	C1	Specific quality premium - durum wheat - 0% modulation - R.1782/03, Art.72 - calendar year 2009 - EL, ES, FR, IT, AT, PT	-0.0	0.0	0.0	-	-	-	-	-	-	-	-	-	-	-	-	-	-	-	-	-	-0.019
05 03 02 24 0000 007	C1	Specific quality premium - durum wheat - payments 5.000 €-300.000 € - 7% modulation - R.1782/03, Art.72 - calendar year 2009 - EL, ES, FR, IT, AT, PT	0.0	0.0	0.1	-	-	-	-	-	-	-	-	-	-	-	-	-	-	-	-	-	0.080
05 03 02 24 0000 008	C1	Specific quality premium - durum wheat - payments > 300.000 € - 11% modulation - R.1782/03, Art.72 - calendar year 2009 - EL, ES, FR, IT, AT, PT	0.0	0.0	0.0	-	-	-	-	-	-	-	-	-	-	-	-	-	-	-	-	-	0.003
05 03 02 24 0000 005	C1	Specific quality premium for durum wheat Protein crops premium - R.1782/03, Art.76 - calendar year 2008 and earlier	-0.0	0.0	-0.2	-	-	-	-	-	-	-	-	-	-	-	-	-	-	-	-	-	-0.161
05 03 02 25 0000 005	C1	Protein crops premium - 0% modulation - R.73/09, Art.79 - calendar year 2009 - BE, DK, DE, IE, EL, ES, FR, IT, LU, NL, AT, PT, FI, SE	-0.0	0.0	0.0	-	-	-	-	-	-	-0.0	-	-	-	-	-	-	-	0.0	0.1	-	0.049
05 03 02 25 0000 006	C1	Protein crops premium - 0% modulation - R.73/09, Art.79 - calendar year 2009 - BE, DK, DE, IE, EL, ES, FR, IT, LU, NL, AT, PT, FI, SE	-0.0	0.0	0.0	-	-	-	-	-	-	-0.0	-	-	-	-	-	-	-	0.0	-0.0	-	0.001
05 03 02 25 0000 007	C1	Protein crops premium - payments 5.000 €-300.000 € - 7% modulation - R.73/09, Art.79 - calendar year 2009 - BE, DK, DE, IE, EL, ES, FR, IT, LU, NL, AT, PT, FI, SE	-	0.0	0.0	-	-	-	-	-	-	0.0	-	-	-	-	-	-	-	0.0	0.0	-	0.017
05 03 02 25 0000 008		Protein crops premium - payments > 300.000 € - 11% modulation - R.73/09, Art.79 - calendar year 2009 - BE, DK, DE, IE, EL, ES, FR, IT, LU, NL, AT, PT, FI, SE	-	-	-	-	-	-	-	-	-	-	-	-	-	-	-	-	-	-	-	-	-
05 03 02 25 0000 010	C1	Protein crops premium - payments < 5.000 € - 14% modulation - R.73/09, Art.79 - calendar year 2009 - England, UK	-	-	-	-	-	-	-	-	-	-	-	-	-	-	-	-	-	-	-	-0.0	-0.006

DIRECTORATE-GENERAL FOR AGRICULTURE AND RURAL DEVELOPMENT
 Directorate I. Management of resources.
 I.1. Budget management
 EAGF - 2012 FINANCIAL REPORT

EAGF - EUROPEAN AGRICULTURAL GUARANTEE FUND

ANNEX 33

EXPENDITURE CHARGED AGAINST THE 2012 BUDGET
 DETAILS by SUB-ITEM and by MEMBER STATE

Budget Line	Fund Source	Item	BE	BG	CZ	DK	DE	EE	IE	EL	ES	FR	IT	CY	LV	LT	LU	HU	MT	NL	AT	PL	PT	RO	SI	SK	FI	SE	UK	CE	TOTAL				
05 03 02 26 0000 008		Area payments - nuts - payments > 300.000 € - 11% modulation - R.73/09, Art.82 - calendar year 2009 - BE, DE, EL, ES, FR, IT, LU, NL, AT, PT	-	-	-	-	-	-	-	-	-	-	-	-	-	-	-	-	-	-	-	-	-	-	-	-	-	-	-	-	-	-			
05 03 02 26 0000 010 C1		Area payments - nuts - payments < 5.000 € - 14% modulation - R.73/09, Art.82 - calendar year 2009 - England, UK	-	-	-	-	-	-	-	-	-	-	-	-	-	-	-	-	-	-	-	-	-	-	-	-	-	-	-	-	-	-	0.000		
05 03 02 26 0000 011		Area payments - nuts - payments > 5.000 € - 19% modulation - R.73/09, Art.82 - calendar year 2009 - England, UK	-	-	-	-	-	-	-	-	-	-	-	-	-	-	-	-	-	-	-	-	-	-	-	-	-	-	-	-	-	-	-		
05 03 02 26 0000 012		Area payments - nuts - payments < 5.000 € - 7% modulation - R.73/09, Art.82 - calendar year 2009 - Northern Ireland, UK	-	-	-	-	-	-	-	-	-	-	-	-	-	-	-	-	-	-	-	-	-	-	-	-	-	-	-	-	-	-	-		
05 03 02 26 0000 013		Area payments - nuts - payments > 5.000 € - 12% modulation - R.73/09, Art.82 - calendar year 2009 - Northern Ireland, UK	-	-	-	-	-	-	-	-	-	-	-	-	-	-	-	-	-	-	-	-	-	-	-	-	-	-	-	-	-	-	-		
05 03 02 26 0000 014		Area payments - nuts - payments < 5.000 € - 4.2% modulation - R.73/09, Art.82 - calendar year 2009 - Wales, UK	-	-	-	-	-	-	-	-	-	-	-	-	-	-	-	-	-	-	-	-	-	-	-	-	-	-	-	-	-	-	-		
05 03 02 26 0000 015		Area payments - nuts - payments 5.000 €-300.000 € - 9.2% modulation - R.73/09, Art.82 - calendar year 2009 - Wales, UK	-	-	-	-	-	-	-	-	-	-	-	-	-	-	-	-	-	-	-	-	-	-	-	-	-	-	-	-	-	-	-		
05 03 02 26 0000 016		Area payments - nuts - payments > 300.000 € - 11% modulation - R.73/09, Art.82 - calendar year 2009 - Wales, UK	-	-	-	-	-	-	-	-	-	-	-	-	-	-	-	-	-	-	-	-	-	-	-	-	-	-	-	-	-	-	-		
05 03 02 26 0000 017		Area payments - nuts - payments < 5.000 € - 8.5% modulation - R.73/09, Art.82 - calendar year 2009 - Scotland, UK	-	-	-	-	-	-	-	-	-	-	-	-	-	-	-	-	-	-	-	-	-	-	-	-	-	-	-	-	-	-	-		
05 03 02 26 0000 018		Area payments - nuts - payments > 5.000 € - 13.5% modulation - R.73/09, Art.82 - calendar year 2009 - Scotland, UK	-	-	-	-	-	-	-	-	-	-	-	-	-	-	-	-	-	-	-	-	-	-	-	-	-	-	-	-	-	-	-		
05 03 02 26 0000 019 C1		Area payments - nuts - 0% modulation - R.73/09, Art.82 - calendar year 2010 - DE, ES, FR, IT, AT, PT, SI	-	-	-	-	-	-	-	-	0.0	-	0.2	-	-	-	-	-	-	-	-	-	0.0	-	-	-	-	-	-	-	-	-	0.227		
05 03 02 26 0000 019 NA		Area payments - nuts - 0% modulation - R.73/09, Art.82 - calendar year 2010 - DE, ES, FR, IT, AT, PT, SI	-	-	-	-	-	-	-	-	-	-	-	-	-	-	-	-	-	-	-	-	-	-	-	-	-	-	-	-	-	-	-		
05 03 02 26 0000 019		Area payments - nuts - 0% modulation - R.73/09, Art.82 - calendar year 2010 - DE, ES, FR, IT, AT, PT, SI	-	-	-	-	-	-	-	-	0.0	-	0.2	-	-	-	-	-	-	-	-	-	0.0	-	-	-	-	-	-	-	-	-	-	0.227	
05 03 02 26 0000 020 C1		Area payments - nuts - payments 5.000 €-300.000 € - 8% modulation - R.73/09, Art.82 - calendar year 2010 - DE, ES, FR, IT, AT, PT	-	-	-	-	-	-	-	-	0.1	-0.0	0.0	-	-	-	-	-	-	-	-	-	0.0	-	-	-	-	-	-	-	-	-	-	0.081	
05 03 02 26 0000 021 C1		Area payments - nuts - payments > 300.000 € - 12% modulation - R.73/09, Art.82 - calendar year 2010 - DE, ES, FR, IT, AT, PT	-	-	-	-	-	-	-	-	0.0	-	-	-	-	-	-	-	-	-	-	-	-	-	-	-	-	-	-	-	-	-	-	0.000	
05 03 02 26 0000 022 C1		Area payments - nuts - payments < 5.000 € - 14% modulation - R.73/09, Art.82 - calendar year 2010 - England, UK	-	-	-	-	-	-	-	-	-	-	-	-	-	-	-	-	-	-	-	-	-	-	-	-	-	-	-	-	-	-	-	0.000	
05 03 02 26 0000 023		Area payments - nuts - payments > 5.000 € - 19% modulation - R.73/09, Art.82 - calendar year 2010 - England, UK	-	-	-	-	-	-	-	-	-	-	-	-	-	-	-	-	-	-	-	-	-	-	-	-	-	-	-	-	-	-	-	-	
05 03 02 26 0000 024 C1		Area payments - nuts - 0% modulation - R.73/09, Art.82 - calendar year 2011 - DE, ES, FR, IT, PT, SI	-	-	-	-	0.0	-	-	-	48.3	1.0	12.2	-	-	-	-	-	-	-	-	-	3.6	-	0.0	-	-	-	-	-	-	-	-	65.089	
05 03 02 26 0000 025 C1		Area payments - nuts - payments 5.000 €-300.000 € - 9% modulation - R.73/09, Art.82 - calendar year 2011 - DE, ES, FR, IT, PT	-	-	-	-	-	-	-	-	17.2	1.0	2.2	-	-	-	-	-	-	-	-	-	1.2	-	-	-	-	-	-	-	-	-	-	21.494	
05 03 02 26 0000 025 NA		Area payments - nuts - payments 5.000 €-300.000 € - 9% modulation - R.73/09, Art.82 - calendar year 2011 - DE, ES, FR, IT, PT	-	-	-	-	-	-	-	-	-	-	-	-	-	-	-	-	-	-	-	-	-	-	-	-	-	-	-	-	-	-	-	-	
05 03 02 26 0000 025		Area payments - nuts - payments 5.000 €-300.000 € - 9% modulation - R.73/09, Art.82 - calendar year 2011 - DE, ES, FR, IT, PT	-	-	-	-	-	-	-	-	17.2	1.0	2.2	-	-	-	-	-	-	-	-	-	1.2	-	-	-	-	-	-	-	-	-	-	-	21.494

In EUR million

DIRECTORATE-GENERAL FOR AGRICULTURE AND RURAL DEVELOPMENT
 Directorate I. Management of resources.
 I.1. Budget management
 EAGF - 2012 FINANCIAL REPORT

EAGF - EUROPEAN AGRICULTURAL GUARANTEE FUND

ANNEX 33

EXPENDITURE CHARGED AGAINST THE 2012 BUDGET
 DETAILS by SUB-ITEM and by MEMBER STATE

Budget Line	Fund Source	Item	BE	BG	CZ	DK	DE	EE	IE	EL	ES	FR	IT	CY	LV	LT	LU	HU	MT	NL	AT	PL	PT	RO	SI	SK	FI	SE	UK	CE	TOTAL				
05 03 02 28 1420 020		Silkworms - 0% modulation - R.1234/07, Art.111 - 10/11 - EL, ES, FR, IT	-	-	-	-	-	-	-	-	-	-	-	-	-	-	-	-	-	-	-	-	-	-	-	-	-	-	-	-	-	-			
05 03 02 28 1420 021		Silkworms - payments 5.000 €-300.000 € - 8% modulation - R.1234/07, Art.111 - 10/11 - EL, ES, FR, IT	-	-	-	-	-	-	-	-	-	-	-	-	-	-	-	-	-	-	-	-	-	-	-	-	-	-	-	-	-	-	-		
05 03 02 28 1420 022		Silkworms - payments > 300.000 € - 12% modulation - R.1234/07, Art.111 - 10/11 - EL, ES, FR, IT	-	-	-	-	-	-	-	-	-	-	-	-	-	-	-	-	-	-	-	-	-	-	-	-	-	-	-	-	-	-	-	-	
05 03 02 28 1420 023 C1		Silkworms - 0% modulation - R.1234/07, Art.111 - 11/12 - EL, ES, FR, IT	-	-	-	-	-	-	-	0.1	0.0	0.0	-	-	-	-	-	-	-	-	-	-	-	-	-	-	-	-	-	-	-	-	-	0.138	
05 03 02 28 1420 024 C1		Silkworms - payments 5.000 €-300.000 € - 9% modulation - R.1234/07, Art.111 - 11/12 - EL, ES, FR, IT	-	-	-	-	-	-	-	0.2	-	-	0.0	-	-	-	-	-	-	-	-	-	-	-	-	-	-	-	-	-	-	-	-	0.218	
05 03 02 28 1420 025		Silkworms - payments > 300.000 € - 13% modulation - R.1234/07, Art.111 - 11/12 - EL, ES, FR, IT	-	-	-	-	-	-	-	-	-	-	-	-	-	-	-	-	-	-	-	-	-	-	-	-	-	-	-	-	-	-	-	-	
05 03 02 28 0000 031 C1		Aid for silkworms	-	-	-	-	-	-	-	0.3	0.0	0.0	0.0	-	-	-	-	-	-	-	-	-	-	-	-	-	-	-	-	-	-	-	-	0.356	
05 03 02 36 0000 031 C1		Payments - all products - R.1782/03, Art.69 - calendar year 2008 and earlier	-	-	-	-	-	-	-	-	-	-	-	-	-	-	-	-	-	-	-	-	-	-	-	-	-	-	-	-	-	-	-	0.004	
05 03 02 36 0000 032 C1		Payments - arable crops - R.1782/03, Art.69 - calendar year 2008 and earlier	-	-	-	-	-	-	-	0.0	-	-	-0.0	-	-	-	-	-	-	-	-	-	-	-	-	-	-	-	-	-	-	-	-	-0.005	
05 03 02 36 0000 033		Payments - rice - R.1782/03, Art.69 - calendar year 2008 and earlier	-	-	-	-	-	-	-	-	-	-	-	-	-	-	-	-	-	-	-	-	-	-	-	-	-	-	-	-	-	-	-	-	
05 03 02 36 0000 034 C1		Payments - beef/veal - R.1782/03, Art.69 - calendar year 2008 and earlier	-	-	-	-	-	-	-	0.0	0.0	0.0	0.5	-	-	-	-	-	-	-	-	-	-	0.0	-	-	-	-	-	-	-	-	-	0.573	
05 03 02 36 0000 035 C1		Payments - sheep and goat sector - R.1782/03, Art.69 - calendar year 2008 and earlier	-	-	-	-	-	-	-	0.0	-	-	-0.0	-	-	-	-	-	-	-	-	-	-	0.0	-	-	-	-	-	-	-	-	-	-0.031	
05 03 02 36 0000 036 C1		Payments - cotton - R.1782/03, Art.69 - calendar year 2008 and earlier	-	-	-	-	-	-	-	-	-	0.0	-	-	-	-	-	-	-	-	-	-	-	-	-	-	-	-	-	-	-	-	-	0.002	
05 03 02 36 0000 037		Payments - olive oil - R.1782/03, Art.69 - calendar year 2008 and earlier	-	-	-	-	-	-	-	-	-	-	-	-	-	-	-	-	-	-	-	-	-	-	-	-	-	-	-	-	-	-	-	-	
05 03 02 36 0000 038 C1		Payments - tobacco - R.1782/03, Art.69 - calendar year 2008 and earlier	-	-	-	-	-	-	-	0.0	-	-	-	-	-	-	-	-	-	-	-	-	-	-	-	-	-	-	-	-	-	-	-	0.002	
05 03 02 36 0000 039 C1		Payments - sugar - R.1782/03, Art.69 - calendar year 2008 and earlier	-	-	-	-	-	-	-	0.1	0.0	0.0	0.0	-	-	-	-	-	-	-	-	-	-	-	-	-	-	-	-	-	-	-	-	0.133	
05 03 02 36 0000 040 C1		Payments - milk products - R.1782/03, Art.69 - calendar year 2008 and earlier	-	-	-	-	-	-	-	-	-	0.0	-	-	-	-	-	-	-	-	-	-	-	-	-	-	-	-	-	-	-	-	-	0.016	
05 03 02 36 0000 041 C1		Payments - all products - 0% modulation - R.1782/03, Art.69 - calendar year 2009 - SE	-	-	-	-	-	-	-	-	-	-	-	-	-	-	-	-	-	-	-	-	-	-	-	-	-	-	-	-	-	-	-	-0.000	
05 03 02 36 0000 042 C1		Payments - all products - payments 5.000 €-300.000 € - 7% modulation - R.1782/03, Art.69 - calendar year 2009 - SE	-	-	-	-	-	-	-	-	-	-	-	-	-	-	-	-	-	-	-	-	-	-	-	-	-	-	-	-	-	-	-	0.000	
05 03 02 36 0000 043		Payments - all products - payments > 300.000 € - 11% modulation - R.1782/03, Art.69 - calendar year 2009 - SE	-	-	-	-	-	-	-	-	-	-	-	-	-	-	-	-	-	-	-	-	-	-	-	-	-	-	-	-	-	-	-	-	
05 03 02 36 0000 044 C1		Payments - arable crops - 0% modulation - R.1782/03, Art.69 - calendar year 2009 - EL, IT, PT, FI	-	-	-	-	-	-	-	-0.1	-	-	0.0	-	-	-	-	-	-	-	-	-	-	-	-	-	-	-	-	-	-	-	-	-0.090	
05 03 02 36 0000 045 C1		Payments - arable crops - payments 5.000 €-300.000 € - 7% modulation - R.1782/03, Art.69 - calendar year 2009 - EL, IT, PT, FI	-	-	-	-	-	-	-	-	-	-	0.1	-	-	-	-	-	-	-	-	-	-	-	-	-	-	-	-	-	-	-	-	-	0.063
05 03 02 36 0000 046 C1		Payments - arable crops - payments > 300.000 € - 11% modulation - R.1782/03, Art.69 - calendar year 2009 - EL, IT, PT, FI	-	-	-	-	-	-	-	-	-	-	-	-	-	-	-	-	-	-	-	-	-	-	-	-	-	-	-	-	-	-	-	-	0.000
05 03 02 36 0000 048		Payments - rice - 0% modulation - R.1782/03, Art.69 - calendar year 2009 - PT	-	-	-	-	-	-	-	-	-	-	-	-	-	-	-	-	-	-	-	-	-	-	-	-	-	-	-	-	-	-	-	-	-
05 03 02 36 0000 049		Payments - rice - payments 5.000 €-300.000 € - 7% modulation - R.1782/03, Art.69 - calendar year 2009 - PT	-	-	-	-	-	-	-	-	-	-	-	-	-	-	-	-	-	-	-	-	-	-	-	-	-	-	-	-	-	-	-	-	-
05 03 02 36 0000 050 C1		Payments - beef/veal - 0% modulation - R.1782/03, Art.69 - calendar year 2009 - EL, ES, IT, PT, SI, FI	-	-	-	-	-	-	-	-0.0	0.0	-	0.0	-	-	-	-	-	-	-	-	-	-	-	0.0	-	-	-	-	-	-	-	-	-	0.032
05 03 02 36 0000 051 C1		Payments - beef/veal - payments 5.000 €-300.000 € - 7% modulation - R.1782/03, Art.69 - calendar year 2009 - EL, ES, IT, PT, FI	-	-	-	-	-	-	-	-	0.1	-	0.2	-	-	-	-	-	-	-	-	-	-	-	-	0.0	-	-	-	-	-	-	-	-	0.241

In EUR million

ANNEX 33
 EXPENDITURE CHARGED AGAINST THE 2012 BUDGET
 DETAILS by SUB-ITEM and by MEMBER STATE

Budget Line	Fund Source	Item	BE	BG	CZ	DK	DE	EE	IE	EL	ES	FR	IT	CY	LV	LT	LU	HU	MT	NL	AT	PL	PT	RO	SI	SK	FI	SE	UK	CE	TOTAL		
05 03 02 36		Payments for specific types of farming and quality production	-	-	-	-	-	-	0.0	0.0	84.8	-	0.7	-	-	-	-	-	-	-	-	-	-	0.0	-	0.0	0.0	3.0	25.3	-	113.883		
05 03 02 39 0000 004	C1	Community aid for sugar beet and cane producers - R.1782/03, Art.110a - calendar year 2008 and earlier	-	-	-	-	-	-	-	-	-	-	0.0	-	-	-	-	-	-	-	-	-	-	-	-	-	-	-	-	-	-	0.001	
05 03 02 39 0000 005		Community aid for sugar beet and cane producers - R.1782/03, Art.110a - calendar year 2008 and earlier - payments - without modulation - R.1782/03, Art.10(5)	-	-	-	-	-	-	-	-	-	-	-	-	-	-	-	-	-	-	-	-	-	-	-	-	-	-	-	-	-	-	
05 03 02 39 0000 006	C1	Community aid for sugar beet and cane producers - 0% modulation - R.73/09, Art.93 - calendar year 2009 - EL, ES, IT, PT	-	-	-	-	-	-	-	-0.0	-	0.0	-	-	-	-	-	-	-	-	-	-	-	-	-	-	-	-	-	-	-	-0.008	
05 03 02 39 0000 008	C1	Community aid for sugar beet and cane producers - payments 5.000 €-300.000 €- 7% modulation - R.73/09, Art.93 - calendar year 2009 - EL, ES, IT, PT	-	-	-	-	-	-	-	-	-	-	0.0	-	-	-	-	-	-	-	-	-	-	-	-	-	-	-	-	-	-	0.004	
05 03 02 39 0000 009		Community aid for sugar beet and cane producers - payments > 300.000 € - 11% modulation - R.73/09, Art.93 - calendar year 2009 - EL, ES, IT, PT	-	-	-	-	-	-	-	-	-	-	-	-	-	-	-	-	-	-	-	-	-	-	-	-	-	-	-	-	-	-	
05 03 02 39 0000 010	C1	Community aid for sugar beet and cane producers - 0% modulation - R.73/09, Art.93 - calendar year 2010 - EL, ES, IT, PT	-	-	-	-	-	-	-	-0.0	-	0.0	-	-	-	-	-	-	-	-	-	-	-	-	-	-	-	-	-	-	-	-0.012	
05 03 02 39 0000 011	C1	Community aid for sugar beet and cane producers - payments 5.000 €-300.000 €- 8% modulation - R.73/09, Art.93 - calendar year 2010 - EL, ES, IT, PT	-	-	-	-	-	-	-	-	-	0.0	-	-	-	-	-	-	-	-	-	-	-	-	-	-	-	-	-	-	-	0.067	
05 03 02 39 0000 012	C1	Community aid for sugar beet and cane producers - payments > 300.000 € - 12% modulation - R.73/09, Art.93 - calendar year 2010 - EL, ES, IT, PT	-	-	-	-	-	-	-	-	0.0	-	-	-	-	-	-	-	-	-	-	-	-	-	-	-	-	-	-	-	-	0.025	
05 03 02 39 0000 013	C1	Community aid for sugar beet and cane producers - 0% modulation - R.73/09, Art.93 - calendar year 2011 - EL, ES	-	-	-	-	-	-	-	0.4	0.5	-	-	-	-	-	-	-	-	-	-	-	-	-	-	-	-	-	-	-	-	0.957	
05 03 02 39 0000 014	C1	Community aid for sugar beet and cane producers - payments 5.000 €-300.000 €- 9% modulation - R.73/09, Art.93 - calendar year 2011 - EL, ES	-	-	-	-	-	-	-	1.2	20.2	-	-	-	-	-	-	-	-	-	-	-	-	-	-	-	-	-	-	-	-	21.394	
05 03 02 39 0000 015	C1	Community aid for sugar beet and cane producers - payments > 300.000 € - 13% modulation - R.73/09, Art.93 - calendar year 2011 - EL, ES	-	-	-	-	-	-	-	-	0.6	-	-	-	-	-	-	-	-	-	-	-	-	-	-	-	-	-	-	-	-	0.580	
05 03 02 39	C1	Additional amount for sugar beet and cane producers	-	-	-	-	-	-	-	1.6	21.4	-	0.0	-	-	-	-	-	-	-	-	-	-	-	-	-	-	-	-	-	-	23.007	
05 03 02 40 0000 005	C1	Area aid for cotton - R.1782/03, Art.110a - calendar year 2008 and earlier	-	-	-	-	-	-	-	0.0	0.0	-	-	-	-	-	-	-	-	-	-	-	-	-	-	-	-	-	-	-	-	0.011	
05 03 02 40 0000 006	C1	Additional amounts of aid (10€) - R.1782/03, Art.110(2) - calendar year 2008 and earlier	-	-	-	-	-	-	-	-0.0	0.0	-	-	-	-	-	-	-	-	-	-	-	-	-	-	-	-	-	-	-	-	-0.000	
05 03 02 40 0000 007	C1	Area aid for cotton - 0% modulation - R.73/09, Art.88 - calendar year 2009 - EL, ES, PT	-	-	-	-	-	-	-	0.1	0.0	-	-	-	-	-	-	-	-	-	-	-	-	-	-	-	-	-	-	-	-	0.072	
05 03 02 40 0000 008	C1	Area aid for cotton - payments 5.000 €-300.000 € - 7% modulation - R.73/09, Art.88 - calendar year 2009 - EL, ES, PT	-	-	-	-	-	-	-	-	0.4	-	-	-	-	-	-	-	-	-	-	-	-	-	-	-	-	-	-	-	-	0.390	
05 03 02 40 0000 009		Area aid for cotton - payments > 300.000 € - 11% modulation - R.73/09, Art.88 - calendar year 2009 - EL, ES, PT	-	-	-	-	-	-	-	-	-	-	-	-	-	-	-	-	-	-	-	-	-	-	-	-	-	-	-	-	-	-	
05 03 02 40 0000 011		Additional amounts of aid (2€) - 0% modulation - R.73/09, Art.92(2) - calendar year 2009 - EL, ES, PT	-	-	-	-	-	-	-	-	-	-	-	-	-	-	-	-	-	-	-	-	-	-	-	-	-	-	-	-	-	-	
05 03 02 40 0000 012		Additional amounts of aid (2€) - payments 5.000 €- 300.000 € - 7% modulation - R.73/09, Art.92(2) - calendar year 2009 - EL, ES, PT	-	-	-	-	-	-	-	-	-	-	-	-	-	-	-	-	-	-	-	-	-	-	-	-	-	-	-	-	-	-	
05 03 02 40 0000 013		Additional amounts of aid (2€) - payments > 300.000 € - 11% modulation - R.73/09, Art.92(2) - calendar year 2009 - EL, ES, PT	-	-	-	-	-	-	-	-	-	-	-	-	-	-	-	-	-	-	-	-	-	-	-	-	-	-	-	-	-	-	
05 03 02 40 0000 014	C1	Area aid for cotton - 0% modulation - R.73/09, Art.88 - calendar year 2010 - EL, ES, PT	-	-	-	-	-	-	-	-0.2	-	-	-	-	-	-	-	-	-	-	-	-	-	-	-	-	-	-	-	-	-	-0.248	
05 03 02 40 0000 015	C1	Area aid for cotton - payments 5.000 €-300.000 € - 8% modulation - R.73/09, Art.88 - calendar year 2010 - EL, ES, PT	-	-	-	-	-	-	-	0.1	-	-	-	-	-	-	-	-	-	-	-	-	-	-	-	-	-	-	-	-	-	0.069	
05 03 02 40 0000 016	C1	Area aid for cotton - payments > 300.000 € - 12% modulation - R.73/09, Art.88 - calendar year 2010 - EL, ES, PT	-	-	-	-	-	-	-	-	0.0	-	-	-	-	-	-	-	-	-	-	-	-	-	-	-	-	-	-	-	-	-	0.018

In EUR million

ANNEX 33

EXPENDITURE CHARGED AGAINST THE 2012 BUDGET
 DETAILS by SUB-ITEM and by MEMBER STATE

Budget Line	Fund Source	Item	BE	BG	CZ	DK	DE	EE	IE	EL	ES	FR	IT	CY	LV	LT	LU	HU	MT	NL	AT	PL	PT	RO	SI	SK	FI	SE	UK	CE	TOTAL		
05 03 02 50 3211 134	C1	Poseima - livestock products - suckler cow premium supplement - Azores - R.247/06, title III - calendar year 2008 and earlier - PT	-	-	-	-	-	-	-	-	-	-	-	-	-	-	-	-	-	-	-	-	0.0	-	-	-	-	-	-	-	0.009		
05 03 02 50 3211 135	C1	Poseima - livestock products - bovine slaughter premium supplement - Azores - R.247/06, title III - calendar year 2008 and earlier - PT	-	-	-	-	-	-	-	-	-	-	-	-	-	-	-	-	-	-	-	-	0.0	-	-	-	-	-	-	-	0.023		
05 03 02 50 3211 136	C1	Poseima - livestock products - premium sheep & goat producer - Azores - R.247/06, title III - calendar year 2008 and earlier - PT	-	-	-	-	-	-	-	-	-	-	-	-	-	-	-	-	-	-	-	-	0.0	-	-	-	-	-	-	-	0.000		
05 03 02 50 3211 137		Poseima - livestock products - premium sheep & goat slaughter - Azores - R.247/06, title III - calendar year 2008 and earlier - PT	-	-	-	-	-	-	-	-	-	-	-	-	-	-	-	-	-	-	-	-	-	-	-	-	-	-	-	-	-		
05 03 02 50 3211 138	C1	Poseima - livestock products - premium, milk cow - Azores - R.247/06, title III - calendar year 2008 and earlier - PT	-	-	-	-	-	-	-	-	-	-	-	-	-	-	-	-	-	-	-	-	0.0	-	-	-	-	-	-	-	0.016		
05 03 02 50 3211 139	C1	Poseima - plant products - bananas - Azores - R.247/06, title III - calendar year 2008 and earlier - PT	-	-	-	-	-	-	-	-	-	-	-	-	-	-	-	-	-	-	-	-	0.0	-	-	-	-	-	-	-	0.003		
05 03 02 50 3221 080		Poseican - plant products - potatoes for consumption (area aid) - R.247/06, title III - calendar year 2008 and earlier - ES	-	-	-	-	-	-	-	-	-	-	-	-	-	-	-	-	-	-	-	-	-	-	-	-	-	-	-	-	-		
05 03 02 50 3221 081		Poseican - plant products - aid, arable crops - R.247/06, title III - calendar year 2008 and earlier - ES	-	-	-	-	-	-	-	-	-	-	-	-	-	-	-	-	-	-	-	-	-	-	-	-	-	-	-	-	-		
05 03 02 50 3221 082		Poseican - plant products - aid for local marketing of fruit and vegetables - R.247/06, title III - calendar year 2008 and earlier - ES	-	-	-	-	-	-	-	-	-	-	-	-	-	-	-	-	-	-	-	-	-	-	-	-	-	-	-	-	-	-	
05 03 02 50 3221 083	C1	Poseican - plant products - bananas - R.247/06, title III - calendar year 2008 and earlier - ES	-	-	-	-	-	-	-	-	0.0	-	-	-	-	-	-	-	-	-	-	-	-	-	-	-	-	-	-	-	-	0.005	
05 03 02 50 3221 084		Poseican - livestock products - aid : bovine sector - birth premium - R.247/06, title III - calendar year 2008 and earlier - ES	-	-	-	-	-	-	-	-	-	-	-	-	-	-	-	-	-	-	-	-	-	-	-	-	-	-	-	-	-	-	
05 03 02 50 3221 085		Poseican - livestock products - aid : bovine sector - premium, slaughter - R.247/06, title III - calendar year 2008 and earlier - ES	-	-	-	-	-	-	-	-	-	-	-	-	-	-	-	-	-	-	-	-	-	-	-	-	-	-	-	-	-	-	
05 03 02 50 3221 086		Poseican - livestock products - aid : sheep and goat sector - R.247/06, title III - calendar year 2008 and earlier - ES	-	-	-	-	-	-	-	-	-	-	-	-	-	-	-	-	-	-	-	-	-	-	-	-	-	-	-	-	-	-	
05 03 02 50	C1	POSEI — European Union support programmes	-	-	-	-	-	-	-	-	179.8	151.3	-	-	-	-	-	-	-	-	-	-	-	-	-	-	-	-	-	-	-	411.085	
05 03 02 50	NA	POSEI — European Union support programmes	-	-	-	-	-	-	-	-	-	-	-	-	-	-	-	-	-	-	-	-	80.0	-	-	-	-	-	-	-	-	-	
05 03 02 50		POSEI — European Union support programmes	-	-	-	-	-	-	-	-	179.8	151.3	-	-	-	-	-	-	-	-	-	-	80.0	-	-	-	-	-	-	-	-	411.085	
05 03 02 51 0000 014		Posei - COP (area aid) - R.1782/03, Art.70 1b) - calendar year 2008 and earlier - ES	-	-	-	-	-	-	-	-	-	-	-	-	-	-	-	-	-	-	-	-	-	-	-	-	-	-	-	-	-	-	
05 03 02 51 0000 015		Posei - grain legumes (area aid) - R.1782/03, Art.70 1b) - calendar year 2008 and earlier - ES	-	-	-	-	-	-	-	-	-	-	-	-	-	-	-	-	-	-	-	-	-	-	-	-	-	-	-	-	-	-	
05 03 02 51 0000 016		Posei - rice (area aid) - R.1782/03, Art.70 1b) - calendar year 2008 and earlier - FR	-	-	-	-	-	-	-	-	-	-	-	-	-	-	-	-	-	-	-	-	-	-	-	-	-	-	-	-	-	-	
05 03 02 51 0000 017		Posei - tobacco (area aid) - R.1782/03, Art.70 1b) - calendar year 2008 and earlier - PT	-	-	-	-	-	-	-	-	-	-	-	-	-	-	-	-	-	-	-	-	-	-	-	-	-	-	-	-	-	-	
05 03 02 51 0000 018	C1	Posei - dairy premium - R.1782/03, Art.70 1b) - calendar year 2008 and earlier - PT	-	-	-	-	-	-	-	-	-	-	-	-	-	-	-	-	-	-	-	-	0.0	-	-	-	-	-	-	-	-	0.001	
05 03 02 51 0000 019	C1	Posei - additional payments - milk producers - R.1782/03, Art.70 1b) - calendar year 2008 and earlier - PT	-	-	-	-	-	-	-	-	-	-	-	-	-	-	-	-	-	-	-	-	0.0	-	-	-	-	-	-	-	-	0.000	
05 03 02 51 0000 020		Posei - COP (area aid) - R.1782/03, Art.70 1b) - calendar year 2009 - ES	-	-	-	-	-	-	-	-	-	-	-	-	-	-	-	-	-	-	-	-	-	-	-	-	-	-	-	-	-	-	
05 03 02 51 0000 023		Posei - grain legumes (area aid) - R.1782/03, Art.70 1b) - calendar year 2009 - ES	-	-	-	-	-	-	-	-	-	-	-	-	-	-	-	-	-	-	-	-	-	-	-	-	-	-	-	-	-	-	
05 03 02 51 0000 026		Posei - rice (area aid) - R.1782/03, Art.70 1b) - calendar year 2009 - FR	-	-	-	-	-	-	-	-	-	-	-	-	-	-	-	-	-	-	-	-	-	-	-	-	-	-	-	-	-	-	-
05 03 02 51 0000 029		Posei - tobacco (area aid) - R.1782/03, Art.70 1b) - calendar year 2009 - PT	-	-	-	-	-	-	-	-	-	-	-	-	-	-	-	-	-	-	-	-	-	-	-	-	-	-	-	-	-	-	-

In EUR million

ANNEX 33
 EXPENDITURE CHARGED AGAINST THE 2012 BUDGET
 DETAILS by SUB-ITEM and by MEMBER STATE

Budget Line	Fund source	Item	BE	BG	CZ	DK	DE	EE	IE	EL	ES	FR	IT	CY	LV	LT	LU	HU	MT	NL	AT	PL	PT	RO	SI	SK	FI	SE	UK	CE	TOTAL				
05 03 02 99 2125 082 C1		Extensification premium - male bovine - 80 euro - R.1782/03, Art.132 - calendar year 2005 and earlier	-	-	-	-	-	0.1	-	-	-	0.0	-	-	-	-	-	-	-	-	-	-	-	-	-	0.0	-	-	-	-	0.134				
05 03 02 99 2125 082 NA		Extensification premium - male bovine - 80 euro - R.1782/03, Art.132 - calendar year 2005 and earlier	-	-	-	-	-	-	-	-	-	-	-	-	-	-	-	-	-	-	-	-	-	-	-	-	-	-	-	-	-	-			
05 03 02 99 2125 082 C1		Extensification premium - male bovine - 80 euro - R.1782/03, Art.132 - calendar year 2005 and earlier	-	-	-	-	-	0.1	-	-	-	0.0	-	-	-	-	-	-	-	-	-	-	-	-	-	0.0	-	-	-	-	0.134				
05 03 02 99 2125 083		Extensification premium - male bovine - Art.1(2), R.1540/05 - 40 euro - calendar year applications 2004 - IE, UK	-	-	-	-	-	-	-	-	-	-	-	-	-	-	-	-	-	-	-	-	-	-	-	-	-	-	-	-	-	-			
05 03 02 99 2125 084		Extensification premium - male bovine - Art.1(2), R.1540/05 - 80 euro - calendar year applications 2004 - IE, UK	-	-	-	-	-	-	-	-	-	-	-	-	-	-	-	-	-	-	-	-	-	-	-	-	-	-	-	-	-	-			
05 03 02 99 2125 085		Extensification premium - dairy cow - 100 euro - R.1782/03, Art.132 - calendar year 2006 and earlier	-	-	-	-	-	-	-	-	-	-	-	-	-	-	-	-	-	-	-	-	-	-	-	-	-	-	-	-	-	-			
05 03 02 99 2125 088 C1		Extensification premium - suckler cow - 100 euro - R.1782/03, Art.132 - calendar year 2006 and earlier	-	-	-	-	0.0	-	-	0.0	-	-	-	-	-	-	-	-	-	-	0.0	-	-	-	-	-	-	-	-	-	-	0.016			
05 03 02 99 2125 091 C1		Extensification premium - male bovine - 100 euro - R.1782/03, Art.132 - calendar year 2006 and earlier	-	-	-	-	0.0	-	-	0.0	-	-	-	-	-	-	-	-	-	-	0.0	-	-	-	-	-	-	-	-	-	0.041				
05 03 02 99 2128 007 C1		Additional payments - male bovine - R.1782/03, Art.133 - calendar year 2006 and earlier	-	-	-	-	-	-	-	-	-	-	-	-	-	-	-	-	-	-	-	-	-	-	-	-	-	-	-	-	-	-			
05 03 02 99 2128 016 C1		Additional payments - suckler cow - R.1782/03, Art.133 - calendar year 2006 and earlier	-	-	-	-	-	0.0	-	0.0	-	-	-	-	-	-	-	-	-	-	-	-	-	-	-	-	-	0.0	-	-	-	-	-		
05 03 02 99 2128 016 NA		Additional payments - suckler cow - R.1782/03, Art.133 - calendar year 2006 and earlier	-	-	-	-	-	-	-	-	-	-	-	-	-	-	-	-	-	-	-	-	-	-	-	-	-	-	-	-	-	-	-		
05 03 02 99 2128 016 C1		Additional payments - suckler cow - R.1782/03, Art.133 - calendar year 2006 and earlier	-	-	-	-	-	0.0	-	0.0	-	-	-	-	-	-	-	-	-	-	-	-	-	-	-	-	-	0.0	-	-	-	-	-	-	
05 03 02 99 2128 026		Additional payments - dairy cow - R.1782/03, Art.133 - calendar year 2006 and earlier	-	-	-	-	-	-	-	-	-	-	-	-	-	-	-	-	-	-	-	-	-	-	-	-	-	-	-	-	-	-	-		
05 03 02 99 2128 036 C1		Additional payments - heifers - R.1782/03, Art.133 - calendar year 2006 and earlier	-	-	-	-	-	-	-	-	-	-	-	-	-	-	-	-	-	-	-	-	-	-	-	-	-	-	-	-	-	-	-	-	
05 03 02 99 2128 046 C1		Additional payments - adult premium - R.1782/03, Art.133 - calendar year 2006 and earlier	-	-	-	-	-	0.0	-	0.0	-	-	-	-	-	-	-	-	-	-	-	-	-	-	-	-	-	-	-	-	-	-	-	-	
05 03 02 99 2128 046 NA		Additional payments - adult premium - R.1782/03, Art.133 - calendar year 2006 and earlier	-	-	-	-	-	-	-	-	-	-	-	-	-	-	-	-	-	-	-	-	-	-	-	-	-	-	-	-	-	-	-	-	
05 03 02 99 2128 046 C1		Additional payments - adult premium - R.1782/03, Art.133 - calendar year 2006 and earlier	-	-	-	-	-	0.0	-	0.0	-	-	-	-	-	-	-	-	-	-	-	-	-	-	-	-	-	-	-	-	-	-	-	-	
05 03 02 99 2128 057		Additional payments - Art.1&3, R.1117/06 - calendar year 2003 - NL	-	-	-	-	-	-	-	-	-	-	-	-	-	-	-	-	-	-	-	-	-	-	-	-	-	-	-	-	-	-	-	-	
05 03 02 99 2222 013 C1		Additional payments - sheep and goat sector - R.1782/03, Art.119 - calendar year 2006 and earlier	-	-	-	-	-	0.0	-	0.0	-	-	-	-	-	-	-	-	-	-	-	-	-	-	-	-	-	-	-	-	-	-	-	-	
05 03 02 99 2222 013 NA		Additional payments - sheep and goat sector - R.1782/03, Art.119 - calendar year 2006 and earlier	-	-	-	-	-	-	-	-	-	-	-	-	-	-	-	-	-	-	-	-	-	-	-	-	-	-	-	-	-	-	-	-	
05 03 02 99 2222 013 C1		Additional payments - sheep and goat sector - R.1782/03, Art.119 - calendar year 2006 and earlier	-	-	-	-	-	0.0	-	0.0	-	-	-	-	-	-	-	-	-	-	-	-	-	-	-	-	-	-	-	-	-	-	-	-	-
05 03 02 99 3900 001 C1		Agri-monetary aid - R.806/97	-	-	-	-	-	-	-	-	-	-	-	-	-	-	-	-	-	-	-	-	-	-	-	-	-	-	-	-	-	-	-	-	
05 03 02 99 3900 002		Agri-monetary aid - R.487/98	-	-	-	-	-	-	-	-	-	-	-	-	-	-	-	-	-	-	-	-	-	-	-	-	-	-	-	-	-	-	-	-	
05 03 02 99 3900 020 C1		Agri-monetary aid - R.755/99	-	-	-	-	-	-	-	-	-	-	-	-	-	-	-	-	-	-	-	-	-	-	-	-	0.0	-	-	-	-	-	-	-	
05 03 02 99 3900 050 C1		Agri-monetary aid - R.1639/99	-	-	-	-	-	-	-	-	-	-	-	-	-	-	-	-	-	-	-	-	-	-	-	-	0.0	-	-	-	-	-	-	-	
05 03 02 99 3900 070		Agri-monetary aid - R.2200/99	-	-	-	-	-	-	-	-	-	-	-	-	-	-	-	-	-	-	-	-	-	-	-	-	-	-	-	-	-	-	-	-	
05 03 02 99 3900 080		Agri-monetary aid - R.2206/99	-	-	-	-	-	-	-	-	-	-	-	-	-	-	-	-	-	-	-	-	-	-	-	-	-	-	-	-	-	-	-	-	
05 03 02 99 3900 090		Agri-monetary aid - R.801/00	-	-	-	-	-	-	-	-	-	-	-	-	-	-	-	-	-	-	-	-	-	-	-	-	-	-	-	-	-	-	-	-	
05 03 02 99 3900 097		Agri-monetary aid - R.802/00	-	-	-	-	-	-	-	-	-	-	-	-	-	-	-	-	-	-	-	-	-	-	-	-	-	-	-	-	-	-	-	-	
05 03 02 99 3900 101		Agri-monetary aid - R.1612/00	-	-	-	-	-	-	-	-	-	-	-	-	-	-	-	-	-	-	-	-	-	-	-	-	-	-	-	-	-	-	-	-	
05 03 02 99 3900 110		Agri-monetary aid - R.2293/00	-	-	-	-	-	-	-	-	-	-	-	-	-	-	-	-	-	-	-	-	-	-	-	-	-	-	-	-	-	-	-	-	
05 03 02 99 3900 113		Agri-monetary aid - R.653/01	-	-	-	-	-	-	-	-	-	-	-	-	-	-	-	-	-	-	-	-	-	-	-	-	-	-	-	-	-	-	-	-	
05 03 02 99 3910 001 C1		Direct aid scheme - small-scale producers - R.1259/99, Art.2	-	-	-	-	-	-	-	-	-	-	-	-	-	-	-	-	-	-	-	-	-	-	-	-	-	-	-	-	-	-	-	-	
05 03 02 99		Other (direct aids)	-	-	-	-	0.0	0.3	-	-	-	0.0	-	-	-	-	-	-	-	0.0	0.0	-	-	-	-	0.0	-	-	-	-	-	-	-	-	
05 03 02 99		Other (direct aids)	-	-	-	-	-	-	-	-	-	-	-	-	-	-	-	-	-	-	-	-	-	-	-	-	-	-	-	-	-	-	-	-	
05 03 02 99		Other (direct aids)	-	-	-	-	0.0	0.3	-	-	-	-	-	-	-	-	-	-	-	-	-	-	-	-	-	-	-	-	-	-	-	-	-	-	
05 03 02		Other (direct aids)	99.4	16.3	31.7	41.9	46.7	1.2	23.5	275.6	857.5	922.9	253.0	3.3	5.1	9.3	45.8	-	-	35.7	80.6	50.4	241.3	26.4	15.8	10.9	47.4	40.4	31.6	-	-	-	3 213.927		
05 03 02		Other (direct aids)	-	-	-	-	-	-	-	-	-	-	-	-	-	-	-	-	-	-	-	-	-	-	-	-	-	-	-	-	-	-	-	-	
05 03 02		Other (direct aids)	99.4	16.3	31.7	41.9	46.7	1.2	23.5	275.6	857.5	922.9	253.0	3.3	5.1	9.3	45.8	-	-	35.7	80.6	50.4	241.3	26.4	15.8	10.9	47.4	40.4	31.6	-	-	-	3 213.927		

In EUR million

ANNEX 33
 EXPENDITURE CHARGED AGAINST THE 2012 BUDGET
 DETAILS by SUB-ITEM and by MEMBER STATE

Budget Line	Fund Source	Item	BE	BG	CZ	DK	DE	EE	EE	EL	ES	FR	IT	CY	LV	LT	LU	HU	MT	NL	AT	PL	PT	RO	SI	SK	FI	SE	UK	CE	TOTAL
05 07 01 06 0000 080	NA	Decision 2012/240/EU - accounting clearance 2011 - BE, BG, CZ, DK, DE, EE, IE, EL, ES, FR, IT, CY, LT, LU, HU, NL, PL, PT, SK, FI, SE, UK	-0.0	-2.5	-0.1	0.0	18.1	0.0	1.2	-0.0	0.6	-0.2	6.1	0.1	-	1.7	0.2	-0.4	-	0.6	-	-0.2	1.4	-	-	-0.0	-0.0	0.2	6.9	-	33.533
05 07 01 06 0000 200	C1	Correction - negative amounts - geographical information system	-	-	-	-	-	-	-	-	-	-0.0	-	-	-	-	-	-	-	-	-	-	-	-	-	-	-	-	-	-	-0.000
05 07 01 06 3701 018	C1	Reduction in payments - payment deadlines 2012	-	-	-	-	-0.0	-	-	-0.3	-0.2	-0.3	-4.1	-	-	-	-	-	-	-0.1	-	-0.0	-0.3	-0.0	-	-	-	-	-0.3	-	-5.720
05 07 01 06 3701 019	C1	Correction - ceiling - R. 883/06, Art.9(2)(b) - 2012	-	-	-	-	-	-	-	-	-	-	-	-	-	-	-	-	-	-	-	-	-	-	-	-	-	-	-	-	-
05 07 01 06	C1	Accounting clearance of previous years' accounts with regard to shared management expenditure under the EAGGF Guarantee Section (previous measures) and under the EAGF	-0.0	-2.5	-0.1	0.0	18.1	0.0	1.2	-0.3	0.3	-0.5	2.0	0.1	-	1.7	0.2	-0.4	-	1.2	-	-0.2	1.1	-0.0	-	-0.0	-0.0	0.2	6.6	-	28.527
05 07 01 06	NA	Accounting clearance of previous years' accounts with regard to shared management expenditure under the EAGGF Guarantee Section (previous measures) and under the EAGF	-	-	-	-	-	-	-	-	-	-	-	-	-	-	-	-	-	-	-	-	-	-	-	-	-	-	-	-	-
05 07 01 06	C1	Accounting clearance of previous years' accounts with regard to shared management expenditure under the EAGGF Guarantee Section (previous measures) and under the EAGF	-0.0	-2.5	-0.1	0.0	18.1	0.0	1.2	-0.3	0.3	-0.5	2.0	0.1	-	1.7	0.2	-0.4	-	1.2	-	-0.2	1.1	-0.0	-	-0.0	-0.0	0.2	6.6	-	28.527
05 07 01 07 0000 079	C1	Decision 37 - 2012/89/EU - conformity clearance - EL	-	-	-	-	-	-	-	34.5	-	-	-	-	-	-	-	-	-	-	-	-	-	-	-	-	-	-	-	-	34.483
05 07 01 07 0000 079	NA	Decision 37 - 2012/89/EU - conformity clearance - EL	-	-	-	-	-	-	-	-	-	-	-	-	-	-	-	-	-	-	-	-	-	-	-	-	-	-	-	-	-
05 07 01 07 0000 079	C1	Decision 37 - 2012/89/EU - conformity clearance - EL	-	-	-	-	-	-	-	34.5	-	-	-	-	-	-	-	-	-	-	-	-	-	-	-	-	-	-	-	-	34.483
05 07 01 07 0000 081	C1	Decision 38 - 2012/336/EU - conformity clearance - RO	-	-	-	-	-	-	-	-	-	-	-	-	-	-	-	-	-	-	-	-	-	-	1.7	-	-	-	-	-	1.726
05 07 01 07 0000 081	NA	Decision 38 - 2012/336/EU - conformity clearance - RO	-	-	-	-	-	-	-	-	-	-	-	-	-	-	-	-	-	-	-	-	-	-	-	-	-	-	-	-	-
05 07 01 07 0000 081	C1	Decision 38 - 2012/336/EU - conformity clearance - RO	-	-	-	-	-	-	-	-	-	-	-	-	-	-	-	-	-	-	-	-	-	-	1.7	-	-	-	-	-	1.726
05 07 01 07	C1	Conformity clearance of previous years' accounts with regard to shared management expenditure under the EAGGF Guarantee Section (previous measures) and under the EAGF	-	-	-	-	-	-	-	34.5	-	-	-	-	-	-	-	-	-	-	-	-	-	-	1.7	-	-	-	-	-	36.208
05 07 01 07	NA	Conformity clearance of previous years' accounts with regard to shared management expenditure under the EAGGF Guarantee Section (previous measures) and under the EAGF	-	-	-	-	-	-	-	-	-	-	-	-	-	-	-	-	-	-	-	-	-	-	-	-	-	-	-	-	-
05 07 01 07	C1	Conformity clearance of previous years' accounts with regard to shared management expenditure under the EAGGF Guarantee Section (previous measures) and under the EAGF	-	-	-	-	-	-	-	34.5	-	-	-	-	-	-	-	-	-	-	-	-	-	-	1.7	-	-	-	-	-	36.208
05 07 01 07	NA	Conformity clearance of previous years' accounts with regard to shared management expenditure under the EAGGF Guarantee Section (previous measures) and under the EAGF	-	-	-	-	-	-	-	-	-	-	-	-	-	-	-	-	-	-	-	-	-	-	-	-	-	-	-	-	-
05 07 01 07	C1	Conformity clearance of previous years' accounts with regard to shared management expenditure under the EAGGF Guarantee Section (previous measures) and under the EAGF	-	-	-	-	-	-	-	34.5	-	-	-	-	-	-	-	-	-	-	-	-	-	-	1.7	-	-	-	-	-	36.208
05 07 01 07	NA	Conformity clearance of previous years' accounts with regard to shared management expenditure under the EAGGF Guarantee Section (previous measures) and under the EAGF	-	-	-	-	-	-	-	-	-	-	-	-	-	-	-	-	-	-	-	-	-	-	-	-	-	-	-	-	-
05 07 01	C1	Control of agricultural expenditure	-0.0	-2.5	-0.1	0.0	18.1	0.0	1.2	34.2	0.3	-0.5	2.0	0.1	-	1.7	0.2	-0.4	-	1.2	-	-0.2	1.1	1.7	-	-0.0	-0.0	0.2	6.6	6.5	71.234
05 07 01	NA	Control of agricultural expenditure	-	-	-	-	-	-	-	-	-	-	-	-	-	-	-	-	-	-	-	-	-	-	-	-	-	-	-	-	-
05 07 01	C1	Control of agricultural expenditure	-0.0	-2.5	-0.1	0.0	18.1	0.0	1.2	34.2	0.3	-0.5	2.0	0.1	-	1.7	0.2	-0.4	-	1.2	-	-0.2	1.1	1.7	-	-0.0	-0.0	0.2	6.6	6.5	71.234
05 07 02 00 0000 005	C1	Settlement of disputes - reimbursement - decision 2007/361/EC; T-243/07; T-247/07; T-248/07; T-262/07 - CZ, EE, CY, LV, LT, MT, PL, SI, SK	-	-	-	-	-	-	-	-	-	-	-	-	-	0.2	3.2	-	0.3	-	-	-	12.4	-	-	0.4	3.6	-	-	-	39.134
05 07 02 00 0000 005	NA	Settlement of disputes - reimbursement - decision 2007/361/EC; T-243/07; T-247/07; T-248/07; T-262/07 - CZ, EE, CY, LV, LT, MT, PL, SI, SK	-	-	-	-	-	-	-	-	-	-	-	-	-	-	-	-	-	-	-	-	-	-	-	-	-	-	-	-	-
05 07 02 00 0000 005	C1	Settlement of disputes - reimbursement - decision 2007/361/EC; T-243/07; T-247/07; T-248/07; T-262/07 - CZ, EE, CY, LV, LT, MT, PL, SI, SK	-	-	-	-	-	-	-	-	-	-	-	-	-	0.2	3.2	-	0.3	-	-	-	12.4	-	-	0.4	3.6	-	-	-	39.134
05 07 02 00	C1	Settlement of disputes	-	-	-	-	-	-	-	-	-	-	-	-	0.1	0.2	3.2	-	0.3	-	-	12.4	-	-	0.4	3.6	-	-	-	-	39.134
05 07 02 00	NA	Settlement of disputes	-	-	-	-	-	-	-	-	-	-	-	-	-	-	-	-	-	-	-	-	-	-	-	-	-	-	-	-	-
05 07 02 00	C1	Settlement of disputes	-	-	-	-	-	-	-	-	-	-	-	-	0.1	0.2	3.2	-	0.3	-	-	12.4	-	-	0.4	3.6	-	-	-	-	39.134
05 07 02	C1	Settlement of disputes	-	-	-	-	-	-	-	-	-	-	-	-	0.1	0.2	3.2	-	0.3	-	-	12.4	-	-	0.4	3.6	-	-	-	-	39.134
05 07 02	NA	Settlement of disputes	-	-	-	-	-	-	-	-	-	-	-	-	-	-	-	-	-	-	-	-	-	-	-	-	-	-	-	-	-
05 07 02	C1	Settlement of disputes	-	-	-	-	-	-	-	-	-	-	-	-	0.1	0.2	3.2	-	0.3	-	-	12.4	-	-	0.4	3.6	-	-	-	-	39.134

ANNEX 33
 EXPENDITURE CHARGED AGAINST THE 2012 BUDGET
 DETAILS by SUB-ITEM and by MEMBER STATE

		In EUR million																													
Budget Line	Fund source	Item	BE	BG	CZ	DK	DE	EE	IE	EL	ES	FR	IT	CY	LV	LT	LU	HU	MT	NL	AT	PL	PT	RO	SI	SK	FI	SE	UK	CE	TOTAL
17 01 04	C1	Support expenditure for operations of Health and consumer protection policy area	-	-	-	-	-	-	-	-	-	-	-	-	-	-	-	-	-	-	-	-	-	-	-	-	-	-	-	2.6	2.644
17 01	C1	Administrative expenditure of Health and consumer protection policy area	-	-	-	-	-	-	-	-	-	-	-	-	-	-	-	-	-	-	-	-	-	-	-	-	-	-	-	2.6	2.644
17 03 02 00 1750 301		Community tobacco fund - direct payments by the EU	-	-	-	-	-	-	-	-	-	-	-	-	-	-	-	-	-	-	-	-	-	-	-	-	-	-	-	-	-
17 03 02 00		Community tobacco fund — Direct payments by the European Union	-	-	-	-	-	-	-	-	-	-	-	-	-	-	-	-	-	-	-	-	-	-	-	-	-	-	-	-	-
17 03 02		Community tobacco fund — Direct payments by the European Union	-	-	-	-	-	-	-	-	-	-	-	-	-	-	-	-	-	-	-	-	-	-	-	-	-	-	-	-	-
17 03		Public health	-	-	-	-	-	-	-	-	-	-	-	-	-	-	-	-	-	-	-	-	-	-	-	-	-	-	-	-	-
17 04 01 01 0000 301	C1	Animal disease eradication and monitoring programmes and monitoring of the physical conditions of animals that could pose a public-health risk linked to an external factor - new measures	-	-	-	-	-	-	-	-	-	-	-	-	-	-	-	-	-	-	-	-	-	-	-	-	-	-	-	201.4	201.355
17 04 01 01	C1	Animal disease eradication and monitoring programmes and monitoring of the physical conditions of animals that could pose a public health risk linked to an external factor — New measures	-	-	-	-	-	-	-	-	-	-	-	-	-	-	-	-	-	-	-	-	-	-	-	-	-	-	-	201.4	201.355
17 04 01	C1	Animal disease eradication and monitoring programmes and monitoring of the physical conditions of animals that could pose a public health risk linked to an external factor	-	-	-	-	-	-	-	-	-	-	-	-	-	-	-	-	-	-	-	-	-	-	-	-	-	-	-	201.4	201.355
17 04 02 01 0000 301	C1	Other measures in the veterinary, animal welfare and public-health field - new measures	-	-	-	-	-	-	-	-	-	-	-	-	-	-	-	-	-	-	-	-	-	-	-	-	-	-	-	18.9	18.858
17 04 02 01	C1	Other measures in the veterinary, animal welfare and public health field — New measures	-	-	-	-	-	-	-	-	-	-	-	-	-	-	-	-	-	-	-	-	-	-	-	-	-	-	-	18.9	18.858
17 04 02	C1	Other measures in the veterinary, animal welfare and public health field	-	-	-	-	-	-	-	-	-	-	-	-	-	-	-	-	-	-	-	-	-	-	-	-	-	-	-	18.9	18.858
17 04 03 01 0000 301	C1	Emergency fund for veterinary complaints and other animal contaminations which are a risk to public health - new measures	-	-	-	-	-	-	-	-	-	-	-	-	-	-	-	-	-	-	-	-	-	-	-	-	-	-	-	2.6	2.613
17 04 03 01	C1	Emergency fund for veterinary complaints and other animal contaminations which are a risk to public health — New measures	-	-	-	-	-	-	-	-	-	-	-	-	-	-	-	-	-	-	-	-	-	-	-	-	-	-	-	2.6	2.613
17 04 03	C1	Emergency fund for veterinary complaints and other animal contaminations which are a risk to public health	-	-	-	-	-	-	-	-	-	-	-	-	-	-	-	-	-	-	-	-	-	-	-	-	-	-	-	2.6	2.613
17 04 04 01 0000 301	C1	Plant-health measures - new measures	-	-	-	-	-	-	-	-	-	-	-	-	-	-	-	-	-	-	-	-	-	-	-	-	-	-	-	12.8	12.800
17 04 04 01	C1	Plant health measures — New measures	-	-	-	-	-	-	-	-	-	-	-	-	-	-	-	-	-	-	-	-	-	-	-	-	-	-	-	12.8	12.800
17 04 04	C1	Plant health measures	-	-	-	-	-	-	-	-	-	-	-	-	-	-	-	-	-	-	-	-	-	-	-	-	-	-	-	12.8	12.800
17 04 07 01 0000 301	C1	Feed and food safety and related activities - new measures	-	-	-	-	-	-	-	-	-	-	-	-	-	-	-	-	-	-	-	-	-	-	-	-	-	-	-	29.0	28.954
17 04 07 01	C1	Feed and food safety and related activities — New measures	-	-	-	-	-	-	-	-	-	-	-	-	-	-	-	-	-	-	-	-	-	-	-	-	-	-	-	29.0	28.954
17 04 07	C1	Feed and food safety and related activities	-	-	-	-	-	-	-	-	-	-	-	-	-	-	-	-	-	-	-	-	-	-	-	-	-	-	-	29.0	28.954
17 04	C1	Food and feed safety, animal health, animal welfare and plant health	-	-	-	-	-	-	-	-	-	-	-	-	-	-	-	-	-	-	-	-	-	-	-	-	-	-	-	264.6	264.581
17	C1	Health and consumer protection	-	-	-	-	-	-	-	-	-	-	-	-	-	-	-	-	-	-	-	-	-	-	-	-	-	-	-	267.2	267.225
TOTAL DEPENSES	C1		612.5	425.0	768.4	954.0	5 441.0	91.4	1 288.3	2 408.4	5 540.3	8 349.6	4 646.5	46.2	126.8	330.4	17.9	1 144.1	5.6	909.5	743.9	2 836.0	771.0	1 022.2	124.1	332.6	550.4	709.5	3 339.8	358.6	43 893.977
TOTAL DEPENSES	C4		12.9	-	-	-	-0.0	-	3.7	5.5	32.9	291.6	8.7	-	-	-	-	-	-0.0	-	17.3	-	-	3.0	-	-	-	3.6	6.8	-	385.955
TOTAL DEPENSES	C5		27.9	-	0.5	1.2	5.7	-	1.2	2.6	295.6	14.5	158.7	-	0.8	1.7	17.0	21.3	-	0.7	0.0	11.7	1.6	0.1	1.2	-	2.0	2.9	5.1	-	574.175
TOTAL DEPENSES	NA		-	-	-	-	-	-	-	-	-	-	-	-	-	-	-	-	-	-	-	-	-	-	-	-	-	-	-	-	-
TOTAL DEPENSES			653.4	425.0	768.9	955.2	5 446.7	91.4	1 293.2	2 416.4	5 868.7	8 655.7	4 813.9	46.2	127.6	332.1	35.0	1 165.4	5.6	927.6	743.9	2 847.7	775.7	1 022.3	125.3	332.6	552.3	715.9	3 351.7	358.6	44 854.108

DIRECTORATE-GENERAL FOR AGRICULTURE AND RURAL DEVELOPMENT**Directorate I. Management of resources****I.1. Budget management****EAGF - 2012 FINANCIAL REPORT****EAGF- EUROPEAN AGRICULTURAL GUARANTEE
FUND****ANNEX 34****APPEALS AGAINST CLEARANCE OF ACCOUNTS DECISIONS****PENDING ON 15 October 2012**

Case Number	Member State	Challenged amount EUR
T-463/07	IT	-83 398 419.26
T-46/09	EL	-179 140 594.67
T-491/09	ES	-37 844 896.86
T-241/10	PL	-50 957 891.41
T-588/10	EL	-327 199 916.23
T-2/11	PT	-743 251.25
T-3/11	PT	-40 477 428.09
T-16/11	NL	-28 947 149.31
T-44/11	IT	-15 945 121.39
T-294/11	EL	-247 228 184.80
T-335/11	BG	-20 848 236.79
T-358/11	IT	-1 280 077.00
T-343/11	NL	-22 691 407.79
T-632/11	EL	-9 744 878.94
T-661/11	IT	-70 912 382.00
C-248/12 P	UK	-18 600 258.71
T-376/12	EL	-92 589 343.81
T-387/12	IT	-8 746 634.09
C-417/12 P	DK	-100 655 489.39
Total		-1 357 951 561.80

DIRECTORATE-GENERAL FOR AGRICULTURE AND RURAL DEVELOPMENT
Directorate I. Management of resources
I.1. Budget management
EAGF - 2012 FINANCIAL REPORT

EAGF - EUROPEAN AGRICULTURAL GUARANTEE FUND

ANNEX 35
Financial corrections in decisions 1-38 from financial year 1996 - 2010

in EUR

Net Amount	Financial Year																TOTAL
	1996	1997	1998	1999	2000	2001	2002	2003	2004	2005	2006	2007	2008	2009	2010	none	
01	-83 054 434.5	-7 131 297.7															-90 185 732.3
02	-13 311 661.9	-18 226 097.7	-2 733 350.9														-34 271 110.4
03	-55 097 691.2	-28 459 533.4	-11 069.3														-83 568 293.9
04	-98 880 867.8	-87 923 404.0	-21 306 172.7	-1 538 993.1													-209 649 437.5
05	-145 223 126.1	-102 544 050.6	-80 174 326.1	-755 887.9													-328 697 390.7
06	-255 972 689.6	-41 361 006.5	-76 343 688.9	-26 048 956.9	-131 974.5												-399 858 316.4
07	-23 100 686.9	-49 040 620.8	-52 434 544.8	-19 157 670.1	-1 011 362.8												-144 744 885.3
08	-153 961 040.4	-110 202 433.5															-264 163 473.9
09		-1 071 346.9	-14 337 178.3	-28 194 372.2	-23 282 074.3												-66 884 971.7
10	-13 904 255.0	-35 975 338.4	-57 851 220.8	-30 670 883.2	-17 947 484.8	-3 349 028.8											-159 698 211.1
11	29 795 787.0	-1 070 338.9	-3 252 135.3	-77 957 188.8	-40 934 177.9	-959 463.8											-94 377 517.7
12	1 292 520.5	-1 215 710.3	-5 544 280.1	-28 501 526.7	-48 607 295.7	-21 618 802.6											-104 195 094.9
13			-1 037.4	-10 147 020.3	-83 019 554.3	-75 788 874.5	-49 025.3										-169 005 511.8
14		-10 506.3	-667 462.0	-22 392 845.8	-56 252 596.9	-35 702 334.9	-227 860.1										-115 253 605.9
15	142 099.5		-1 048 738.1	-5 901 675.6	-20 482 879.9	-57 438 772.2	-58 960 777.4										-143 690 743.6
16			-2 291.9	-20 430 652.8	-45 495 163.9	-27 972 630.5	-26 036 154.6										-119 936 893.8
17				-805 731.5	-9 865 231.9	-31 967 867.7	-63 802 429.2	-37 238 361.1									-143 679 621.3
18	-67 626.7	-8 003 121.9	-9 374 864.3	-44 344 419.5	-109 777 412.6	-62 386 118.9	-44 608 619.4	-954 011.0	1 803 537.0								-277 712 657.2
19	14 582 115.5			-4 636 597.3	-30 372 981.7	-55 144 895.7	-80 918 453.8	-87 967 533.1	-567 687.7								-245 026 033.8
20	13 904 253.0	18 093 545.0		8 724 133.0	-6 143 520.8	-65 105 394.5	-38 988 671.9	-44 187 425.2									-113 703 081.3
21			213 766.1	134 055.6	-21 538 374.7	-14 124 488.9	-28 666 764.2	-49 931 453.7	-14 322 219.3								-128 235 479.0
22				-21 048.5	-703 696.3	-36 788 787.5	-60 297 860.4	-24 976 533.2	-25 836 536.3	-13 307 665.8							-161 932 128.0
23				-13 809 328.5	-23 236 251.2	-78 824 593.9	-79 426 015.8	-73 368 966.2	-16 647 398.1	-131 999.2							-285 444 552.9
24				-1 337 421.4	-16 231 749.1	-14 482 754.6	-8 303 878.5	-43 944 283.9	-190 950 606.6	-10 068 664.7	-32 893.9						-285 352 252.8
25		-1 350 020.3	532 684.6	435 837.7	11 032.2	-41 543 650.4	-37 678 743.1	-28 561 232.2	-30 487 524.7	-6 496 021.4							-145 137 637.6
26			-213 766.1	-131 493.9	-47 404 942.0	-84 660 006.8	-49 122 287.7	-9 692 977.8	-23 210 526.8	-25 181 403.7	-16 588 269.2	-59 138.0					-256 264 811.8
27							-1 195.2	-33 756 287.1	-34 043 995.4	-7 057 150.6	-4 356 052.9	-3 775 871.4					-82 990 552.5
28				586 211.0	237 623.0	-67 271.3	-361 362.5	-22 900 098.1	-127 363 179.4	-158 923 154.7	-100 469 221.6						-409 260 453.6
29						1 865 093.3	-20 701 516.7	-124 200 751.0	-147 321 213.9	-64 690 721.2	-86 403 355.0	-81 408 292.7					-522 860 757.2
30								-34 848 794.9	-41 579 594.7	-44 682 016.4	-6 393 153.3	-50 640.6					-127 554 199.9
31						-2 603 281.9	-9 792 413.5	-37 424 463.0	-6 586 942.8	-18 629 814.0	-69 371 546.7	-55 784 483.3	-5 182 177.7				-205 375 122.9
32	67 626.7	228 769.4	306 560.5	3 135 892.3	1 321 115.2	3 352 213.7	-822 409.4	-15 111 028.5	-15 322 779.7	-71 524 565.4	-148 330 634.7	-36 303 355.1	-23 663 486.6				-302 666 081.6
33										-5 086 442.8	-145 662 447.3	-93 775 390.4	-18 845 965.8				-263 370 246.3
34				-1 263 139.2	-1 351 453.8	-1 355 809.1	-14 257 072.1	-15 644 125.7	-40 527 669.1	-58 068 685.9	-91 234 974.3	-239 819 370.2	-67 800 814.9	-11 394 853.8			-542 717 968.0
35								-26 033.4	-34 192 261.5	-71 417 149.9	-126 304 464.8	-41 536 675.8	-142 474 549.4	-61 973 386.5			-477 924 521.3
36									-1 337 350.4	-30 895 888.3	-67 721 240.1	-63 945 758.5	-37 062 331.0	-2 111 368.7	-757 043.8		-203 830 980.9
37						16 220 422.6	17 142 172.6	1 057 694.5	-8 697.0	-10 712 595.0	-15 006 673.1	-45 336 438.7	-23 002 404.5	-28 172 181.5	-15 388 136.6		-103 206 836.8
38									-33 551.4	-29 712 692.4	-42 893 207.9	-90 190 760.8	-9 466 149.8	-7 684 829.4		-251 518 160.0	-431 499 351.7
Grand Total	-782 789 678.0	-475 262 512.9	-324 243 115.8	-325 030 723.6	-602 220 408.6	-690 447 098.8	-605 881 337.9	-683 676 664.4	-748 536 197.9	-626 586 631.2	-920 768 134.8	-751 986 175.5	-327 497 879.9	-111 336 619.9	-16 145 180.4	-251 518 160.0	-8 243 926 519.7

The amounts are excluding the overlapping financial corrections. For the corrections prior to 1996, please see annex 35 of the EAGF - 2010 Financial Report.