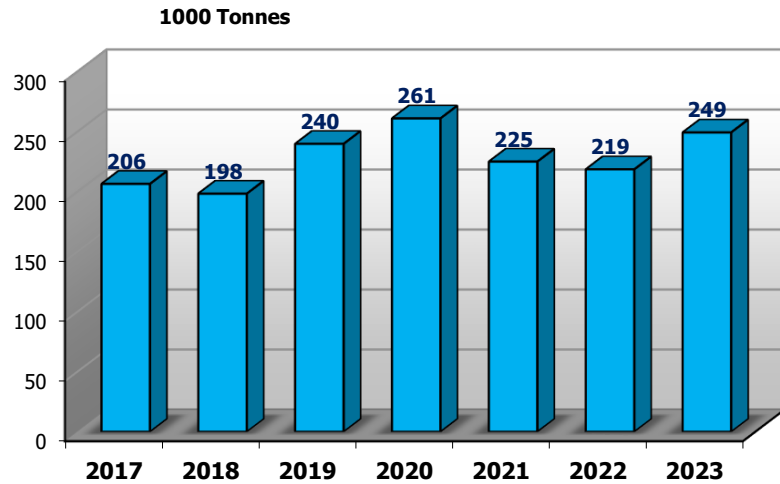


# EU Dairy Exports to Third countries

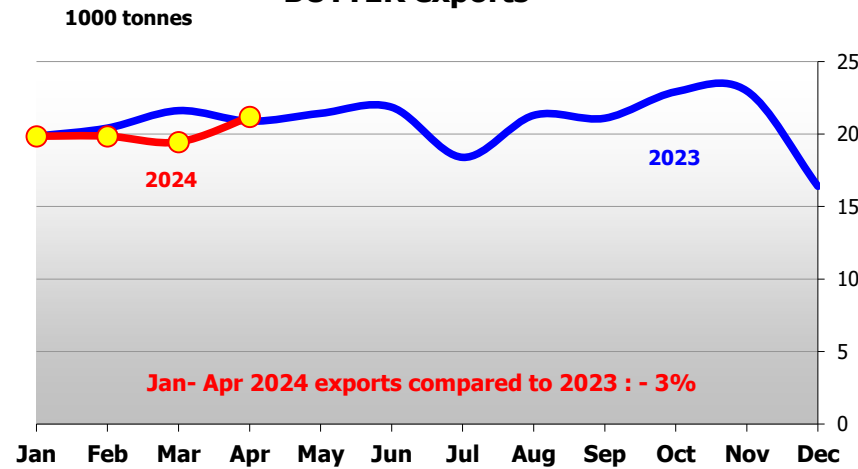
(January-April)

Source : Eurostat (COMEXT)

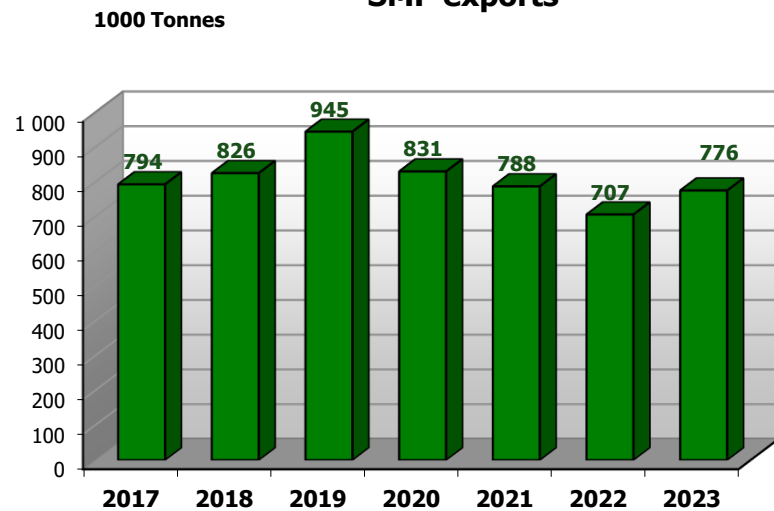
## BUTTER exports



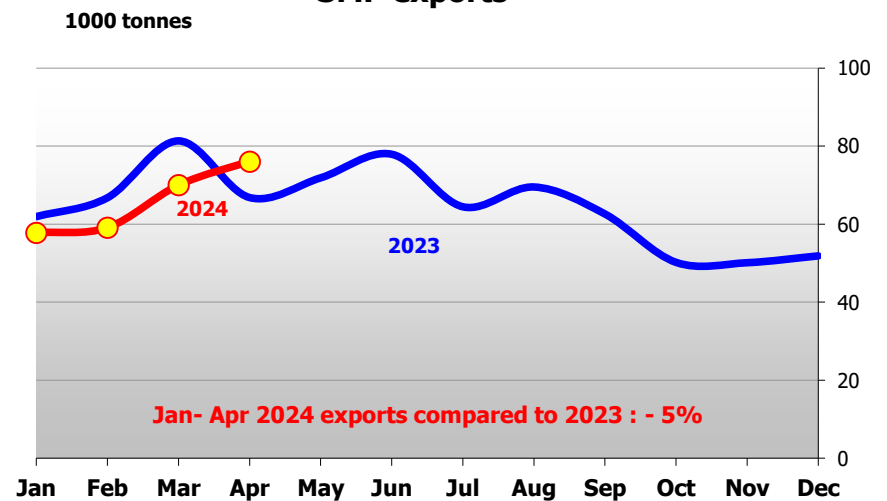
## BUTTER exports

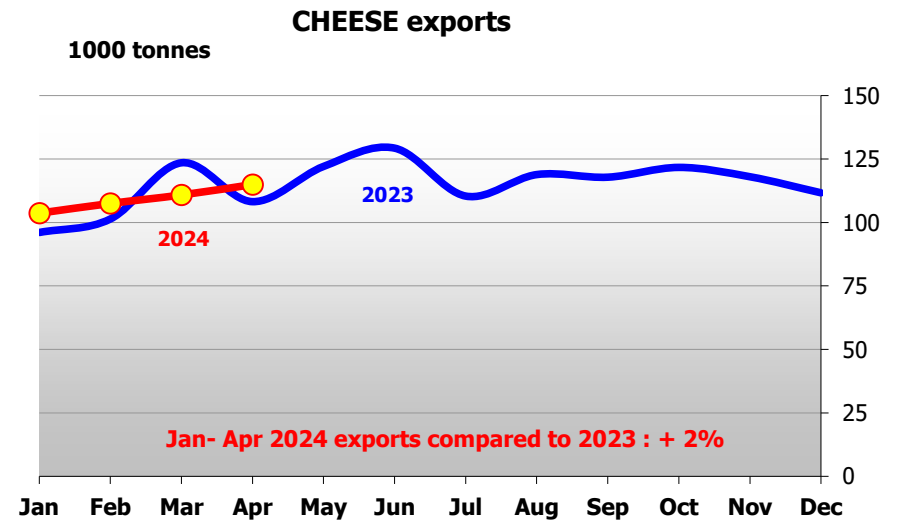
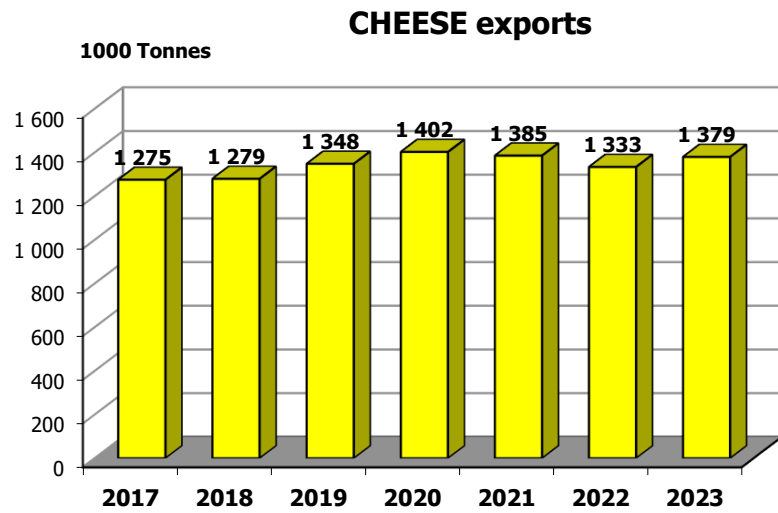
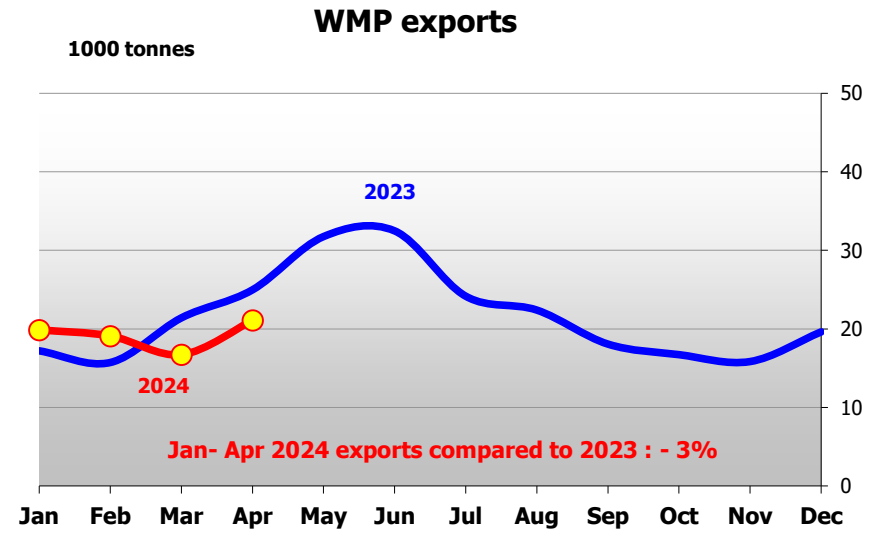
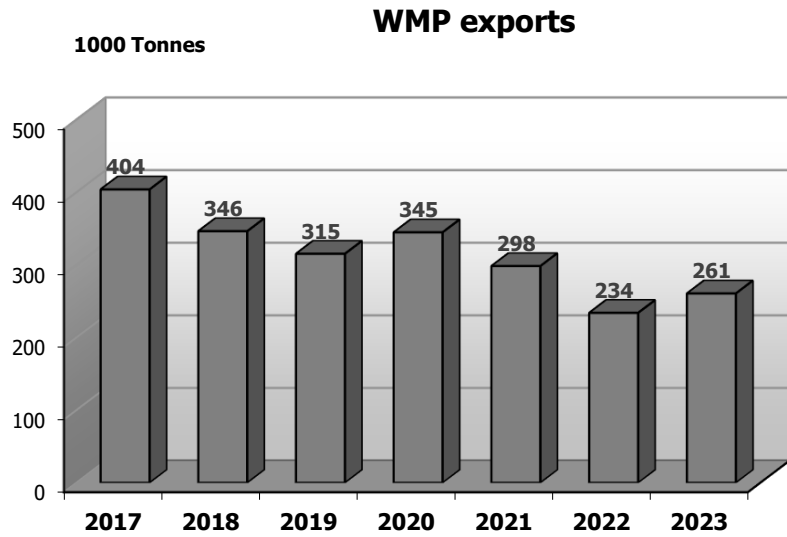


## SMP exports



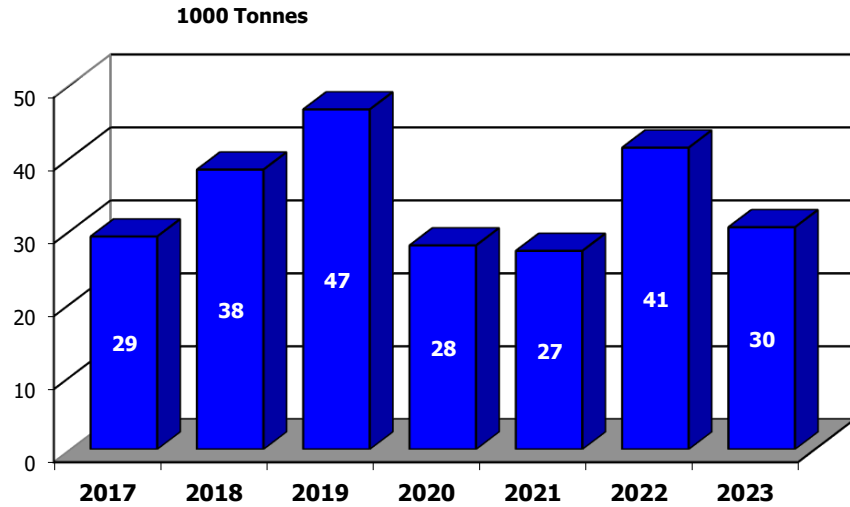
## SMP exports



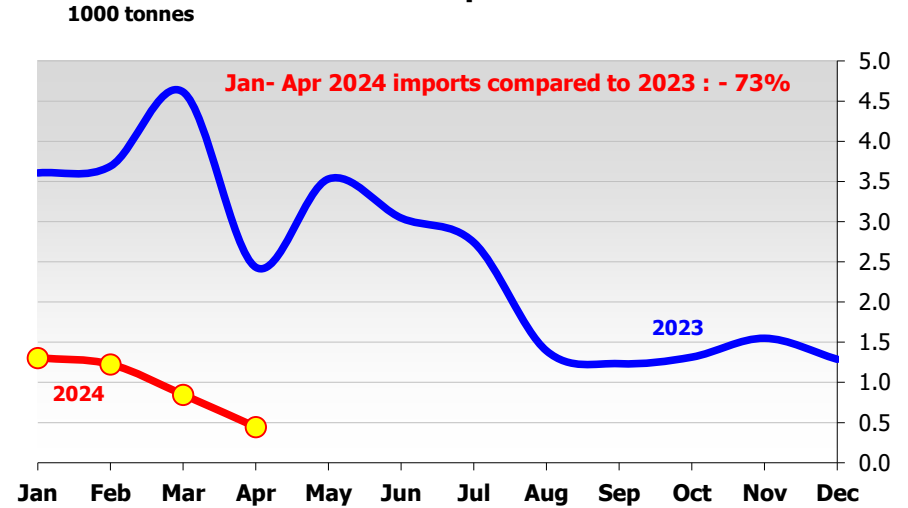


# EU Dairy Imports from Third countries

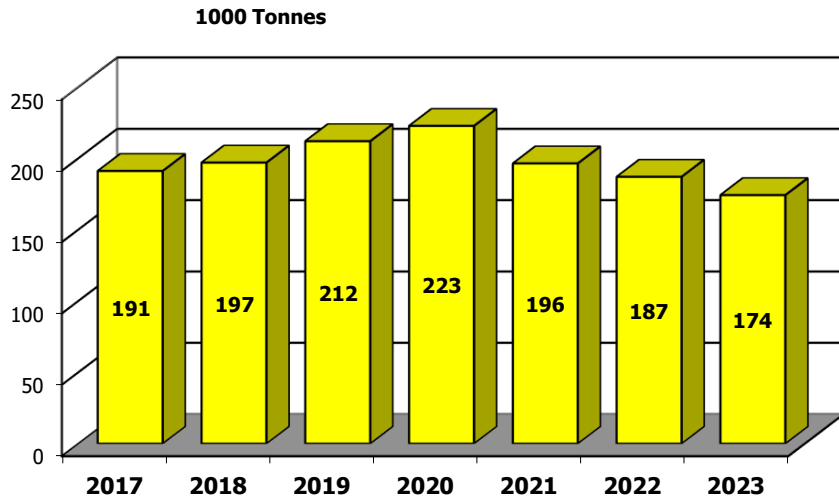
## BUTTER imports



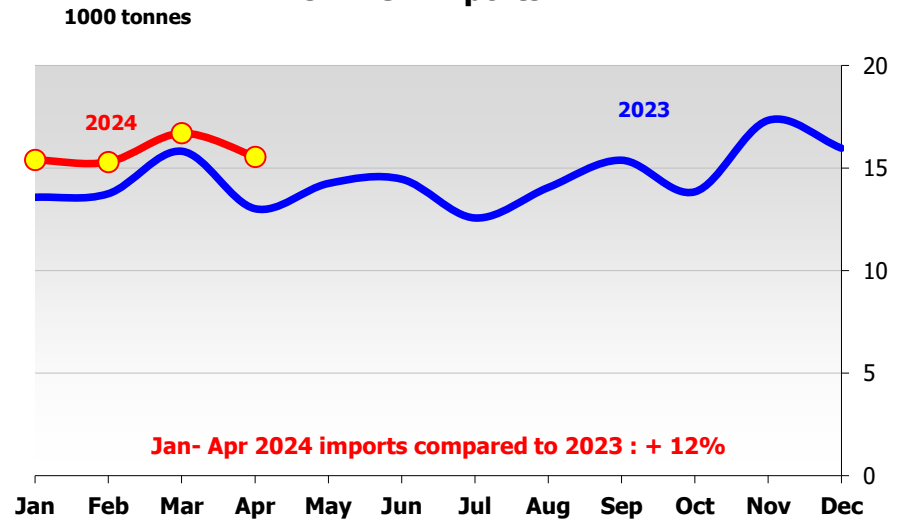
## BUTTER imports



## CHEESE imports



## CHEESE imports



# EU Exports of Dairy products - Main destinations

Source : COMEXT

**Period : January-April**

Quantity in Tonnes

EU EXPORTS of BUTTER - main destinations				
Period : January-April				
Qty Tons	2022	2023	2024	
USA	10 540	18 530	16 082	↓ - 13%
United Kingdom	17 585	13 476	15 474	↑ + 15%
China	4 940	4 617	5 951	↑ + 29%
South Korea	4 235	3 859	4 477	↑ + 16%
Saudi Arabia	3 078	2 924	4 099	↑ + 40%
Morocco	1 636	2 853	2 280	↓ - 20%
U.A.Emirates	2 117	1 747	2 048	↑ + 17%
Israel	1 349	3 124	1 786	↓ - 43%
Taiwan	2 174	1 783	1 703	↔ - 4%
Indonesia	2 562	1 481	1 583	↑ + 7%
Other	24 231	28 366	24 868	↓ - 12%
<b>TOTAL</b>	<b>74 449</b>	<b>82 761</b>	<b>80 352</b>	↔ - 3%

EU EXPORTS of CHEESES - main destinations				
Period : January-April				
Qty Tons	2022	2023	2024	
United Kingdom	129 398	136 608	136 006	↔ - 0%
USA	40 557	36 440	43 120	↑ + 18%
Switzerland	23 035	22 761	25 021	↑ + 10%
Japan	35 333	29 057	24 870	↓ - 14%
South Korea	16 454	19 036	14 726	↓ - 23%
Saudi Arabia	15 717	14 380	13 974	↔ - 3%
China	11 562	9 322	11 734	↑ + 26%
Ukraine	10 494	10 544	11 181	↑ + 6%
Australia	8 713	9 452	9 454	↔ + 0%
U.A.Emirates	6 969	6 281	7 732	↑ + 23%
Other	132 678	135 289	139 122	↔ + 3%
<b>TOTAL</b>	<b>430 911</b>	<b>429 170</b>	<b>436 941</b>	↔ + 2%

EU EXPORTS of SMP - main destinations				
Period : January-April				
Qty Tons	2022	2023	2024	
Algeria	20 308	55 332	68 871	↑ + 24%
Egypt	17 172	20 929	17 338	↓ - 17%
Philippines	10 891	6 098	15 591	↑ + 156%
Saudi Arabia	7 489	12 464	15 288	↑ + 23%
Morocco	7 240	11 660	11 966	↔ + 3%
China	23 910	36 650	9 974	↓ - 73%
Yemen	11 237	8 433	9 870	↑ + 17%
Indonesia	19 898	9 231	9 516	↔ + 3%
Nigeria	10 672	6 074	8 719	↑ + 44%
U.A.Emirates	4 085	8 391	8 316	↔ - 1%
Other	80 892	101 614	87 544	↓ - 14%
<b>TOTAL</b>	<b>213 796</b>	<b>276 876</b>	<b>262 994</b>	↓ - 5%

EU EXPORTS of WMP - main destinations				
Period : January-April				
Qty Tons	2022	2023	2024	
Oman	19 837	14 504	17 732	↑ + 22%
Kuwait	3 013	3 953	6 747	↑ + 71%
China	6 879	5 094	5 798	↑ + 14%
United Kingdom	4 998	5 038	4 773	↓ - 5%
Saudi Arabia	2 675	2 293	2 910	↑ + 27%
Dominican R.	3 551	4 323	2 642	↓ - 39%
Senegal	3 051	2 435	2 365	↔ - 3%
Singapore	1 203	2 699	1 737	↓ - 36%
South Africa	654	947	1 732	↑ + 83%
U.A.Emirates	1 245	824	1 718	↑ + 109%
Other	36 019	37 188	28 657	↓ - 23%
<b>TOTAL</b>	<b>83 125</b>	<b>79 298</b>	<b>76 813</b>	↔ - 3%

# EU Imports of Dairy products - Main origins

Source : COMEXT

**Period : January-April**

Quantity in Tonnes

EU IMPORTS of BUTTER - main origins				
Period : January-April				
Qty Tons	2022	2023	2024	
United Kingdom	9 653	10 157	3 582	↓ - 65%
Norway	0	199	112	↓ - 44%
Ukraine	3	80	52	↓ - 35%
Iceland	74		50	
New Zealand		3 899	25	↓ - 99%
Belarus	1	1	2	↑ + 84%
Bosnia-Herz.		2	1	↓ - 74%
Turkey	289	0	0	↓ - 47%
Switzerland	2	2	0	↓ - 96%
U.A.Emirates	0	0	0	+++
Other	225	1	0	↓ - 96%
<b>Total</b>	<b>10 248</b>	<b>14 342</b>	<b>3 824</b>	<b>↓ - 73%</b>

EU IMPORTS of CHEESES - main origins				
Period : January-April				
Qty Tons	2022	2023	2024	
United Kingdom	40 026	36 630	40 659	↑ + 11%
Switzerland	17 774	16 932	18 862	↑ + 11%
Ukraine	36	124	716	+++
Serbia	550	624	642	↗ + 3%
Norway	325	744	607	↓ - 18%
Turkey	614	410	440	↑ + 7%
Iceland	97	92	350	↑ +++
Bosnia-Herz.	249	316	346	↑ + 9%
USA	168	157	128	↓ - 19%
North Macedonia	47	29	78	↑ + 172%
Other	159	93	95	↗ + 2%
<b>Total</b>	<b>60 044</b>	<b>56 152</b>	<b>62 923</b>	<b>↑ + 12%</b>

# EU Exports of Dairy products - Main destinations

Source : COMEXT

**FULL YEARS**

Quantity in Tonnes

EU EXPORTS of BUTTER - main destinations				
Qty Tons	2021	2022	2023	
United Kingdom	44 064	58 536	46 545	↓ -20%
USA	41 811	40 417	44 990	↑ +11%
China	16 315	11 212	14 041	↑ +25%
South Korea	10 675	10 649	11 739	↑ +10%
Saudi Arabia	9 436	9 016	16 184	↑ +80%
Switzerland	3 558	7 873	4 510	↓ -43%
U.A.Emirates	4 843	5 638	5 758	↔ +2%
Taiwan	5 342	5 059	5 002	↔ -1%
Singapore	6 129	4 945	5 027	↔ +2%
Indonesia	3 651	4 229	4 096	↔ -3%
Morocco	9 016	3 380	7 246	↑ +114%
Other	70 197	57 657	83 967	↑ +46%
<b>TOTAL</b>	<b>225 038</b>	<b>218 612</b>	<b>249 102</b>	↑ +14%

EU EXPORTS of CHEESES - main destinations				
Qty Tons	2021	2022	2023	
United Kingdom	425 222	423 047	426 750	↔ +1%
USA	132 951	128 977	126 451	↔ -2%
Japan	118 334	110 252	101 876	↓ -8%
Switzerland	72 632	70 788	71 237	↔ +1%
South Korea	49 074	59 173	53 937	↓ -9%
Saudi Arabia	42 719	44 462	40 929	↓ -8%
Ukraine	53 212	33 190	34 302	↔ +3%
China	38 418	29 157	33 679	↑ +16%
Canada	26 033	26 314	26 627	↔ +1%
Australia	27 470	25 976	26 973	↔ +4%
Libya	20 582	22 046	22 996	↔ +4%
Other	378 493	359 923	413 342	↑ +15%
<b>TOTAL</b>	<b>1 385 140</b>	<b>1 333 306</b>	<b>1 379 100</b>	↔ +3%

EU EXPORTS of SMP - main destinations				
Qty Tons	2021	2022	2023	
Algeria	89 047	112 342	143 288	↑ +28%
China	125 141	82 148	68 246	↓ -17%
Indonesia	64 505	42 926	26 874	↓ -37%
Egypt	36 016	40 887	51 844	↑ +27%
Nigeria	45 443	33 985	19 911	↓ -41%
Philippines	49 945	33 569	27 068	↓ -19%
Yemen	29 743	31 093	34 579	↑ +11%
Malaysia	40 468	25 834	32 495	↑ +26%
Saudi Arabia	23 457	25 780	40 504	↑ +57%
Morocco	10 574	25 386	31 046	↑ +22%
Vietnam	19 917	20 336	28 154	↑ +38%
Other	253 800	232 785	271 436	↑ +17%
<b>TOTAL</b>	<b>788 054</b>	<b>707 072</b>	<b>775 443</b>	↑ +10%

EU EXPORTS of WMP - main destinations				
Qty Tons	2021	2022	2023	
Oman	39 118	50 856	44 427	↓ -13%
China	22 521	21 433	14 149	↓ -34%
United Kingdom	18 430	15 918	17 261	↑ +8%
Kuwait	5 446	13 819	10 508	↓ -24%
Dominican R.	6 509	7 802	9 009	↑ +15%
Algeria	16 470	6 808	25 835	↑ +++
Saudi Arabia	6 942	6 616	6 731	↔ +2%
Senegal	10 882	6 228	6 397	↔ +3%
Singapore	8 172	5 367	6 559	↑ +22%
Bangladesh	7 149	4 683	2 255	↓ -52%
Ivory Coast	5 719	3 871	3 184	↓ -18%
Other	151 062	90 556	114 012	↑ +26%
<b>TOTAL</b>	<b>298 421</b>	<b>233 957</b>	<b>260 327</b>	↑ +11%

# EU Imports of Dairy products - Main origins

Source : COMEXT

**FULL YEARS**

Quantity in Tonnes

EU IMPORTS of BUTTER - main origins					
Qty Tons	2021	2022	2023		
United Kingdom	23 725	28 712	23 744	↓	- 17%
Ukraine	132	6 464	156	↓	- 98%
New Zealand	1 207	2 893	5 891	↑	+ 104%
Turkey	12	2 239	3	↓	- 100%
Norway	1	550	580	↑	+ 5%
USA	1 380	222	0	↓	- 100%
Egypt		92		↓	- 100%
Iceland	293	74		↓	- 100%
Algeria		50		↓	- 100%
China	88	25		↓	- 100%
Malaysia		15		↓	- 100%
Other	371	16	62	↑	+++
<b>Total</b>	<b>27 208</b>	<b>41 353</b>	<b>30 436</b>	↓	- 26%

EU IMPORTS of CHEESES - main origins					
Qty Tons	2021	2022	2023		
United Kingdom	129 327	117 235	110 827	↓	- 5%
Switzerland	60 171	56 649	54 233	↔	- 4%
Norway	1 252	3 453	2 012	↓	- 42%
Ukraine	0	3 245	911	↓	- 72%
Serbia	1 914	2 232	2 221	↔	- 0%
Turkey	1 079	1 609	1 288	↓	- 20%
Bosnia-Herz.	806	893	1 043	↑	+ 17%
USA	274	584	333	↓	- 43%
Iceland	115	282	210	↓	- 25%
North Macedonia	71	230	233	↔	+ 1%
Australia	538	153	67	↓	- 56%
Other	827	435	598	↑	+ 37%
<b>Total</b>	<b>196 373</b>	<b>187 000</b>	<b>173 975</b>	↓	- 7%

## Year-to-date EU Exports of BUTTER by origin / destination - (Period : January - April 2024)

Source : Eurostat COMEXT

Quantity in Tonnes

Quantity in Tonnes	MS																									
Partner	EU*																									
		Ireland	France	Denmark	Netherlands	Belgium	Germany	Poland	Finland	Portugal	Lithuania	Italy	Spain	Romania	Croatia	Estonia	Slovenia	Hungary	Bulgaria	Czech Republic	Slovak Republic	Austria	Greece	Latvia	Sweden	Luxembourg
USA	16 082	13 719	1 293	31	227	72	469	90	95	14	15	53							0					1	2	0
United Kingdom	15 474	10 071	2 268	2 098	448	268	9	276		4	9	8	0	8				0	0	0	1		4	1	0	
China	5 951	66	2 245	166	1 583	1 730	145																			
South Korea	4 477		2 119	394	178	372	1 161	63			9	167	4								12					
Saudi Arabia	4 099	14	277	1 148	196	25	50	21	675	805	851	17	19													
Morocco	2 280	815	257	15	331	335		138		182			207													
U.A.Emirates	2 048	41	685	891	135	219	56					19	0					0				0		0		
Israel	1 786	199	210	96	124	25	333	260	111	253	5	21	110			2		38					0		0	
Taiwan	1 703	24	941	172	182	213	72	42	57			0														
Indonesia	1 583		348	99	515	424	197																			
Japan	1 530		744	6	555	109	116					0														
Singapore	1 432	60	477	369	503	10	14									0										
Serbia	1 182		87	8		50	131	857				36						11	0				1			
Australia	1 163	21	462	515	50	109						5														
Malaysia	997	67	305	287	71	73	50	143																		
Georgia	956		554	35	1	93	28	39	194			13														
Turkey	943	150	42	20	506	25	7	84				69							40						0	
Lebanon	899	22	70	663	54	17	73					0														
Ukraine	897		54		147	54	80	488	16		23	35														
Hong Kong	812	34	568	81		27	0	93				9														0
Uzbekistan	752		403	58		20	53		122		92	3														
Kuwait	703		104	367	74	133	25																			
Qatar	694		180	481	5	28																				
Moldova	601		20	5	63	1	1	267	24			10	0	211												
Azerbaijan	529		109		1	47	106		259		6													2		1
Egypt	503	203	71	56	101				50	23																
Thailand	439	50	308	26	29	25						1														
Mexico	427	21	257	122		27																				
Iraq	427	9		351	36	25	5																			
Armenia	409		46	40			43	10	268			2														
<b>Other</b>	<b>8 575</b>	<b>778</b>	<b>2 756</b>	<b>1 195</b>	<b>413</b>	<b>859</b>	<b>778</b>	<b>374</b>	<b>54</b>	<b>218</b>	<b>12</b>	<b>409</b>	<b>427</b>	<b>0</b>	<b>160</b>	<b>49</b>	<b>51</b>	<b>1</b>	<b>0</b>	<b>26</b>	<b>8</b>	<b>8</b>	<b>1</b>	<b>0</b>	<b>1</b>	<b>0</b>
<b>TOTAL</b>	<b>80 352</b>	<b>26 363</b>	<b>18 259</b>	<b>9 791</b>	<b>6 530</b>	<b>5 415</b>	<b>4 001</b>	<b>3 246</b>	<b>1 925</b>	<b>1 500</b>	<b>1 022</b>	<b>893</b>	<b>767</b>	<b>219</b>	<b>160</b>	<b>51</b>	<b>51</b>	<b>50</b>	<b>41</b>	<b>26</b>	<b>21</b>	<b>8</b>	<b>7</b>	<b>4</b>	<b>1</b>	<b>1</b>



## Year-to-date EU Exports of CHEESES by origin / destination - (Period : January - April 2024)

Source : Eurostat COMEXT

Quantity in Tonnes

Quantity in Tonnes	MS																											
	EU*	Germany	Italy	Netherlands	France	Denmark	Ireland	Poland	Belgium	Spain	Greece	Cyprus	Austria	Hungary	Lithuania	Czech Republic	Bulgaria	Sweden	Slovak Republic	Romania	Croatia	Portugal	Finland	Latvia	Slovenia	Estonia	Luxembourg	Malta
United Kingdom	136 006	16 868	13 695	8 209	17 864	18 221	21 702	5 549	15 340	1 233	4 201	6 960	469	488	173	182	871	1 608	1 640	635	1	43	0	32	0			0
USA	43 120	1 857	13 591	5 256	6 603	1 459	3 599	517	1 006	3 128	2 219	412	516	0	799		844	6		71	3	155	715	147		216		
Switzerland	25 021	7 399	8 611	1 303	4 469	627	8	222	592	102	563		718	36		1	24	1	4	1	2	194	0		0		143	
Japan	24 870	3 625	4 182	5 161	3 422	3 503	3 262		1 521	68	42		4	0	27	21	0						32	0				
South Korea	14 726	2 719	1 650	4 258	1 746	3 706	80	27	366	85	18	7	17		24	18		0	3						0			
Saudi Arabia	13 974	1 650	857	1 761	1 392	1 256	1 211	3 186	114	198	80	518	22	710	11	851	66			32					57			
China	11 734	286	3 768	2 166	2 041	2 627	219	74	9	246	16		189			93												
Ukraine	11 181	2 151	553	1 293	476	177	2	4 617	64	67	6	31	77	422	608				254		0		33	239	30	83		
Australia	9 454	761	2 247	1 377	1 278	1 334	227	3	268	202	558	725	182	13	2		262	0				0		15				
U.A.Emirates	7 732	962	1 215	1 074	1 023	434	573	595	160	136	119	10	283	331	97	655	25			13		0		2		25		
Dominican R.	7 382	4 665	142	1 610	177	135		139	205	309																		
Canada	7 365	359	2 280	1 067	1 852	594	131	127	37	76	479	108	20	0	34		143	0		3		34		4		18		
Libya	7 082	1 474	13	1 180	34	411	1 063	1 417	260	13			1 097	83	20										17			0
Morocco	6 803	1 027	163	3 731	839	76	748	0	0	191	0		3									5					20	
Chile	6 755	4 162	187	2 176	83	80				29	5	6		4	22													
Norway	6 372	1 214	961	489	119	2 437	12	30	1	28	141		70		69			2	607		1	0	0	0	14		177	
Lebanon	5 028	241	235	319	502	642	34	315	504	22	35		62	1 463	21	309	296		7	22								
Bosnia-Herz.	4 726	3 176	74	155	16	10		47	6	1	2		148	13	11	2	2		16		630					413	5	
Mexico	4 693	756	301	2 824	88	157	3	3	45	210		7	30		269													
Iraq	4 317	279	66	103	917	169		1 297	36	121			980	305		46												
Serbia	4 097	1 889	343	97	61	39	0	342	7	1	29		57	747			5	18		17	22	344			36		44	
Israel	3 910	104	419	1 201	171	92	10	1 151	125	327	35	21	13		131				6				45	57				
Algeria	3 812	130		1 060	66		2 555		0																			
Jordan	3 490	277	71	315	139	691	21	303	670	20	9	0	115	845	0				13									
Qatar	2 882	926	271	393	219	543	94	178	54	10	11	2	120	41	1		18											
Egypt	2 677	198	65	551	142	215	553	728	84	57	16	2	66				0	0										
Taiwan	2 676	336	418	376	392	112		13	340	306			285	98														
Kuwait	2 474	280	204	530	456	171	64	508	131	2	7	1	9	76		34												
Bahrain	2 318	68	62	58	152	1 176	759	6	7	19	7	3							1									
Moldova	2 309	257	255	178	15	65		867	0	2	1			16		19			491				15	113		14		
Other	47 956	8 584	4 473	6 604	7 027	5 810	948	2 353	2 595	3 007	515	38	2 038	266	1 697	133	93	12	10	3	257	764	329	43	203	133	21	0
<b>TOTAL</b>	<b>436 941</b>	<b>68 679</b>	<b>61 373</b>	<b>56 874</b>	<b>53 780</b>	<b>46 988</b>	<b>37 878</b>	<b>24 615</b>	<b>24 549</b>	<b>10 215</b>	<b>9 115</b>	<b>8 822</b>	<b>7 545</b>	<b>5 595</b>	<b>3 847</b>	<b>2 957</b>	<b>2 697</b>	<b>2 234</b>	<b>1 957</b>	<b>1 294</b>	<b>1 239</b>	<b>1 196</b>	<b>1 170</b>	<b>722</b>	<b>699</b>	<b>692</b>	<b>208</b>	<b>0</b>

## Year-to-date EU Exports of SMP by origin / destination - (Period : January - April 2024)

Source : Eurostat COMEXT

Quantity in Tonnes

Quantity in Tonnes	MS																							
Partner	EU*	Belgium	France	Poland	Germany	Netherlands	Ireland	Finland	Sweden	Lithuania	Czech Republic	Denmark	Portugal	Spain	Estonia	Italy	Slovak Republic	Austria	Slovenia	Greece	Bulgaria	Hungary	Romania	Luxembourg
Algeria	68 871	19 238	10 486	27 650	838	7 559	2 825			275														
Egypt	17 338	1 787	4 966	127	6 512	546	595	979	1 800							25								
Philippines	15 591	5 995	1 419	1 514	725	2 427	1 166		2 295	50														
Saudi Arabia	15 288	4 122	582	2 545	3 480	3 804	224	207	76	248						0								
Morocco	11 966	2 418	3 625	2 067	821	1 636	748		128	525														
China	9 974	8	1 203	440	150	739	100	6 654	510			21	5	117		13		14				0		
Yemen	9 870	2 572	2 547		275	4 197	241					39												
Indonesia	9 516	6 592			1 565	874			26	200		260												
Nigeria	8 719	2 198	396	275	3 119	875	1 346			351		156				3								
U.A.Emirates	8 316	1 696	1 565	24	1 406	731	1 334	71	153	1 329				7		0								
Malaysia	8 132	423	984	132	1 483	127	1 355	3 489		140														
Vietnam	6 747	1 196	1 104	201	2 629	1 310	36			266		5												
Dominican R.	5 936	248	2 829	625	1 886					288		11	50											
Libya	5 237	1 065	3 919		71	74	50									8	50							
Thailand	4 601	1 798	575	0	51	900	406	429			443													
Bangladesh	4 305	1 000	100	300	126	443	531				1 750	55												
Oman	4 106	311		50	3 114				610			20												
Pakistan	3 887		175		505	2 245	350		612															
Ghana	3 879	1 125	387	25	395	948	436		561			2												
United Kingdom	2 880	204	509	7	132	93	1 733	0	44		0	0	43	28		56	0			25	0	2	2	0
Lebanon	2 769	150	513	182	271	54	150		661		425	39	0		325									
Singapore	2 726	25	96	44	477	378	544	80	1 078				4											
Senegal	2 476	72		1 725	76	224	329					50												
Israel	1 897	214	308	368	773	185				48														
Iraq	1 861	749	1 070		2	23																16		
Peru	1 779	648		208	150	150	623		0															
Sri Lanka	1 640					1 640																		
Tunisia	1 431	200	803		76	200	0		153						0									
South Africa	1 413	573	744		78	8	5															6		
Norway	1 396	0			687	52	1	91	50			516			0									
<b>Other</b>	<b>18 444</b>	<b>4 567</b>	<b>4 029</b>	<b>971</b>	<b>3 542</b>	<b>1 902</b>	<b>625</b>	<b>144</b>	<b>393</b>	<b>113</b>	<b>652</b>	<b>53</b>	<b>597</b>	<b>212</b>	<b>0</b>	<b>154</b>	<b>162</b>	<b>185</b>	<b>65</b>	<b>36</b>	<b>19</b>	<b>23</b>	<b>0</b>	<b>0</b>
<b>TOTAL</b>	<b>262 994</b>	<b>61 195</b>	<b>44 931</b>	<b>39 479</b>	<b>35 416</b>	<b>34 345</b>	<b>15 753</b>	<b>12 142</b>	<b>9 149</b>	<b>3 833</b>	<b>3 270</b>	<b>1 226</b>	<b>700</b>	<b>364</b>	<b>325</b>	<b>259</b>	<b>212</b>	<b>199</b>	<b>65</b>	<b>61</b>	<b>36</b>	<b>32</b>	<b>2</b>	<b>0</b>

## Year-to-date EU Exports of WMP by origin / destination - (Period : January - April 2024)

Source : Eurostat COMEXT

Quantity in Tonnes

Quantity in Tonnes	MS																							
Partner	EU*	Netherlands	Germany	France	Denmark	Sweden	Belgium	Ireland	Italy	Poland	Czech Republic	Finland	Spain	Portugal	Austria	Latvia	Slovak Republic	Slovenia	Greece	Bulgaria	Romania	Hungary	Lithuania	Estonia
Oman	17 732		7 205		3 867	6 645				16														
Kuwait	6 747	6 747				0																		
China	5 798	3 674	283	424	37		1		1 032		2	320	23	1								3		
United Kingdom	4 773	1 020	811	1 079	44	1	472	1 142	32	43	1		47	4	72	0	0			0	1	2	3	
Saudi Arabia	2 910	2 036	44	131	205	328	50	2			98			17										
Dominican R.	2 642	310		102	677		954	498	2	100														
Senegal	2 365	40	38	2 258				27		2														
Singapore	1 737	551	410	319	192			1						16	248									
South Africa	1 732	110	4	1 618																				
U.A.Emirates	1 718	463	94	8	418		31		538	24	80			62										
Switzerland	1 633	1 214	353	32	1		4		0	0				4	25			0				0		
Lebanon	1 615	340	57	153	328		346	0		2	385										5			
Mauritania	1 513			617			890						6											
Israel	1 385	221	792				373																	
Algeria	1 200		570	630																				
Yemen	1 174	25	144		805			200																
Nigeria	1 171	287	328				94	462																
Trinidad,Tob	1 039	100			192			747																
Malaysia	882	627	71	116				7				25		36										
Bangladesh	846				794		53																	
Ivory Coast	836	185		444				50		157														
Egypt	812	51	425		104	72		75	0		30		55											
Cape Verde	796	17					732						3	45										
South Korea	748	66	15	585			0		18						64									
USA	716	568	0	0	106	0	18		0	7			3	1		12	0							
Angola	709	100						416						193										
Colombia	671					0				575			96											
Norway	527	6	0		144	4	43			1		328	0										0	0
Kasakhstan	504			360												144								
Hong Kong	453	446	0	7					0															
<b>Other</b>	<b>9 426</b>	<b>4 484</b>	<b>514</b>	<b>1 300</b>	<b>493</b>	<b>96</b>	<b>586</b>	<b>514</b>	<b>46</b>	<b>697</b>	<b>227</b>	<b>0</b>	<b>271</b>	<b>109</b>	<b>21</b>	<b>0</b>	<b>32</b>	<b>28</b>	<b>6</b>	<b>0</b>	<b>0</b>	<b>0</b>	<b>0</b>	<b>0</b>
<b>TOTAL</b>	<b>76 813</b>	<b>23 687</b>	<b>12 158</b>	<b>10 183</b>	<b>8 407</b>	<b>7 146</b>	<b>4 647</b>	<b>4 141</b>	<b>1 667</b>	<b>1 624</b>	<b>823</b>	<b>673</b>	<b>504</b>	<b>487</b>	<b>430</b>	<b>157</b>	<b>32</b>	<b>28</b>	<b>6</b>	<b>5</b>	<b>4</b>	<b>3</b>	<b>3</b>	<b>0</b>

## Year-to-date EU Exports of WHEYPOWDER by origin / destination - (Period : January - April 2024)

Source : Eurostat COMEXT

Quantity in Tonnes

Partner	MS	Quantity in Tonnes																							
		EU*	France	Germany	Poland	Netherlands	Ireland	Spain	Czech Republic	Italy	Finland	Lithuania	Denmark	Austria	Portugal	Hungary	Belgium	Latvia	Croatia	Greece	Slovak Republic	Estonia	Slovenia	Sweden	Romania
China	59 940	11 881	8 976	13 517	13 028	1 978	2 304		1 073	5 072			1 038		200				591		282				
Indonesia	27 481	12 434	6 670	3 769	2 225	1 633					750														
Malaysia	25 453	5 461	10 206	3 435	656	1 678	25	1 250		125	2 049		22			396	150								
Thailand	17 956	3 543	3 388	3 553	454	405	2 016	2 900	675		288		361				375								
United Kingdom	14 652	1 026	3 102	271	1 339	8 027	163		346				370			8						0	0		
Japan	7 863	599	2 039	1 205	493	127	150		2 252	225	48				400	325									
Vietnam	7 450	420	567	950	96	20	2 448	75	2 501		48	0	324												
Philippines	7 305	2 319	572	2 147	486	1 381	150	225			24														
South Korea	4 812	657	608	649	279	141	738	708		380	297						355								
Morocco	4 738	778	620	1 623	117	50	370		100		460			533		88									
Secr.Extra	3 877											3 877													
India	3 415	1 412	349	1 363	0	0					290														
Nigeria	2 992	1 261		220	0	275		825		0				400					11				0		
U.A.Emirates	2 781	680	564	418	600	504			2					12		0									
Tunisia	2 450	1 338	8		562				182							361									
Singapore	2 375	593	1 113	436	17	66	100			50															
Pakistan	2 007	853	411	659	60			25																	
Switzerland	1 960	1 623	101		31	2		0		9			191		2	0									
South Africa	1 897	923	436	176	222											116						24			
Saudi Arabia	1 890	315	513	169	524	61	12		50		96					150									
Iran	1 832	110		51	1 671																				
New Zealand	1 746	362	523		696	20			72				41							31			0		
Serbia	1 720	87	338	265	41						253					65		534		138			0		
Egypt	1 580	323	106	444	447				209	25	24									2					
Myanmar	1 320			550	600		120		50																
Chile	1 287		285		100	902																			
Algeria	1 116	662	50	66		238			50							50									
Ukraine	1 091		335	756																					
Syria	1 050							750	100												200				
Bangladesh	1 020			100		95		825																	
Other	12 525	3 383	1 143	2 364	904	913	641	946	395	16	596	8	139	180	450	51	0	158	27	78	48	45	25	16	
<b>TOTAL</b>	<b>229 583</b>	<b>53 044</b>	<b>43 021</b>	<b>39 156</b>	<b>25 650</b>	<b>18 516</b>	<b>9 238</b>	<b>8 528</b>	<b>8 057</b>	<b>5 901</b>	<b>5 224</b>	<b>3 884</b>	<b>2 486</b>	<b>1 525</b>	<b>1 308</b>	<b>954</b>	<b>880</b>	<b>691</b>	<b>662</b>	<b>416</b>	<b>354</b>	<b>45</b>	<b>25</b>	<b>16</b>	

# EU Exports of BUTTER in 2023 (by origin / destination)

Source : Eurostat COMEXT

Quantity in Tonnes

Quantity in Tonnes	MS																										
	EU*	Ireland	France	Denmark	Netherlands	Belgium	Poland	Germany	Lithuania	Finland	Portugal	Italy	Spain	Sweden	Croatia	Estonia	Slovak Republic	Romania	Bulgaria	Czech Republic	Slovenia	Austria	Hungary	Greece	Latvia	Luxembourg	
United Kingdom	47 421	33 310	5 059	5 788	744	1 462	884	59	29		15	30	4	0	0		3	23	2	1		1	1	5	1		
USA	45 104	38 595	2 521	153	1 904	196	178	1 017	47	361	25	105		0		0				0						1	
Saudi Arabia	16 184	3 479	626	3 079	784	72	53	814	3 910	825	2 507	8	27						0								
China	14 041	644	5 429	257	3 313	3 477	3	732				85	100														
South Korea	11 739	0	6 477	1 142	415	943	229	1 944	15			449	38			44	42										
Morocco	7 306	3 228	345	12	1 666	801	1 039	9			136	44	24			2											
Turkey	6 854	2 193	111	49	3 515	180	708	9				60							29								
Bahrain	6 052	148	86	282	1 134	16	4 386																	0			
U.A.Emirates	5 773	270	1 510	3 211	163	439		116				18	46					0					1			0	
Israel	5 465	412	764	643	262	467	766	555	397	582	299	31	240	0		46										0	
Singapore	5 027	247	1 555	1 084	1 993	117		31				0	0								0						
Taiwan	5 002	118	2 261	342	904	674	210	384		73		20											15				
Japan	4 755	270	2 298	6	1 400	533		247				1															
Switzerland	4 531	278	3	711	783	737	127	1 208			14	1	666	0					0				2				
Indonesia	4 096		883	417	1 772	967		57																			
Australia	3 840	997	1 359	1 111	121	234						18															
Serbia	3 528		248	23		143	2 548	475				44			10				0		12		24	2			
Malaysia	2 818	131	739	1 223	267	284	43	128				2															
Georgia	2 731	269	1 391	200	25	186	51	19		562		28															
Thailand	2 654	1 449	995	84	29	94						3			0						0						
Egypt	2 541	1 670	164	312	271	0	21	2		100																	
Qatar	2 208	35	403	1 268	77	61	0	25				339															
Tunisia	2 101	814	5		304		230					748															
Uzbekistan	2 074		1 066	59	40	60		175	292	380		1															
Lebanon	2 001	23	225	874	354	268	24	194		0		39	0														
Kuwait	1 881	154	498	591	87	140		342		50			20					0									
Ukraine	1 731		115		421	94	503	271	63	81		51				124	6						0		1		
Azerbaijan	1 709		328		1	180	57	415	16	703		4													3	3	
Yemen	1 524	1 323		176				25																			
Hong Kong	1 469	93	1 058	185	9	65	11	27	0			21										0					
Other	26 240	2 600	8 204	5 100	1 377	2 509	889	2 322	70	931	559	251	676	2	441	16	67	70	36	58	33	20	5	5	0	0	
<b>Total (including UK)</b>	<b>250 396</b>	<b>92 750</b>	<b>46 725</b>	<b>28 383</b>	<b>24 134</b>	<b>15 399</b>	<b>12 961</b>	<b>11 602</b>	<b>4 840</b>	<b>4 648</b>	<b>3 555</b>	<b>2 401</b>	<b>1 175</b>	<b>667</b>	<b>450</b>	<b>230</b>	<b>121</b>	<b>93</b>	<b>68</b>	<b>58</b>	<b>45</b>	<b>38</b>	<b>29</b>	<b>13</b>	<b>6</b>	<b>3</b>	

# EU Exports of CHEESES in 2023 (by origin / destination)

Source : Eurostat COMEXT

Quantity in Tonnes

Partner	MS																											
	EU*	Germany	Netherlands	Italy	Ireland	France	Denmark	Poland	Belgium	Spain	Greece	Cyprus	Austria	Hungary	Lithuania	Bulgaria	Sweden	Czech Republic	Slovak Republic	Romania	Portugal	Croatia	Finland	Slovenia	Latvia	Estonia	Luxembourg	Malta
United Kingdom	427 554	50 795	26 434	40 696	91 517	55 259	54 792	15 949	38 201	4 359	12 667	8 455	1 477	1 414	463	2 329	4 379	552	5 197	2 384	140	2	0	2	89	1	0	
USA	126 525	5 866	17 599	37 122	9 739	20 411	4 890	1 814	2 439	8 702	6 754	1 098	1 404		3 142	2 288	29	6	6	166	386	10	1 975		170	510		
Japan	101 877	14 999	28 402	11 271	15 101	10 420	17 468	20	3 571	196	86	16	12		24	0	0						54				236	
Switzerland	71 247	20 550	3 560	25 022	143	13 091	1 658	692	1 676	303	1 389	157	1 913	6	1	74	2	1	14	2	604	6	1	0		0	382	
South Korea	53 963	12 539	18 201	4 745	127	3 899	11 682	136	1 917	397	30		61		157		0		5						66			
Saudi Arabia	40 956	5 991	3 662	1 945	6 006	3 776	2 840	8 351	686	536	165	1 686	61	2 373	16	361		2 089	1	47	76			204	82			
Ukraine	34 310	6 511	3 397	1 639	5	1 328	587	16 943	235	169	14		34	154	1 180	7		1 051	314		0	0	100	103	298	241		
China	33 680	1 088	4 035	8 916	924	6 306	9 797	114	349	902	53	23	950		0		0	126			0		0		96	2		
Chile	27 933	12 808	11 914	419	1	259	252	238	1 822	64	3	50		13	90												0	
Australia	27 063	2 174	4 109	6 156	620	3 427	3 491	9	920	622	1 791	2 128	461	52	7	1 078	0					1				15		
Canada	26 629	1 993	3 111	7 576	640	6 540	2 365	365	773	464	1 394	244	224		131	502	0			3	167	8	0		9	121		
Libya	22 996	4 072	3 962	161	4 336	125	869	4 417	387	50			4 057	487	7										16		52	
Morocco	21 878	2 524	11 235	482	2 953	2 849	382	85	25	531	1		37													760		
U.A.Emirates	19 448	2 530	1 892	2 754	1 841	2 793	1 467	1 465	435	607	280	105	664	754	200	164	0	1 436		25	0				3	32	0	
Norway	18 716	3 344	1 699	2 997	35	396	7 678	74	62	105	182	87	11		162	3	1 742			1	0	0	0		38	100		
Dominican R.	17 407	10 466	3 142	394		654	320	465	1 185	704			78															
Algeria	15 957	553	5 976		8 914	280		0	174									60										
Egypt	14 536	661	2 776	373	6 614	521	1 016	2 023	223	76	23		123	92		17												
Mexico	13 992	2 462	8 663	865	1	270	352	21	144	566	0		80		412											154		
Iraq	12 922	585	214	95	19	2 858	481	4 586	125	343			2 523	981		17		92								2		
Bosnia-Herz.	12 671	7 905	567	167	0	47	6	178	34	2	4		457	56	24	5		7	35			1 843		1 305		29		
Lebanon	12 076	786	650	524	92	1 656	850	652	1 313	119	133		337	3 743	3	634		539		43	0		1			1		
Israel	11 443	289	3 161	1 726	22	527	396	3 226	413	1 020	80	44	38	12	350				10			0	21		97	11		
Jordan	10 591	754	949	228	506	492	1 371	1 405	2 060	56	32	92	464	2 107	23	51	0											
Serbia	10 388	4 800	123	779	140	76	776	10	2	141			107	1 807		27		20	19	126		1 009		290		136		
Bahrain	9 877	165	144	98	4 780	427	3 749	266	83	21	11	4	18	87		0	24		1									
Taiwan	8 102	1 448	1 686	1 009	23	1 118	442	9	892	761	5	20	598	91				0										
New Zealand	7 612	490	424	378	750	274	3 228	32	151	7	39	107		107	2	132	1 492											
Vietnam	6 869	1 389	948	205	1 266	1 095	479	1 096	360	5	3	9	8		0	5					0							
Kuwait	6 609	769	735	729	234	1 062	863	1 401	275	7	20	5	8	236		53		195	3	0					13			
Other	155 496	26 442	20 227	13 635	6 112	20 912	16 669	8 940	7 559	9 397	2 115	84	6 234	841	6 862	501	35	747	98	1 371	2 711	902	####	835	608	441	34	0
<b>Total (including UK)</b>	<b>1 381 322</b>	<b>207 751</b>	<b>193 597</b>	<b>173 106</b>	<b>163 320</b>	<b>163 210</b>	<b>150 517</b>	<b>75 749</b>	<b>68 499</b>	<b>31 092</b>	<b>27 416</b>	<b>24 414</b>	<b>22 439</b>	<b>15 415</b>	<b>13 254</b>	<b>8 249</b>	<b>7 705</b>	<b>6 920</b>	<b>5 703</b>	<b>4 167</b>	<b>4 098</b>	<b>3 780</b>	<b>3 336</b>	<b>2 917</b>	<b>2 341</b>	<b>1 723</b>	<b>553</b>	<b>52</b>

# EU Exports of SMP in 2023 (by origin / destination)

Source : Eurostat COMEXT

Quantity in Tonnes

Partner	MS																										
	EU*	France	Belgium	Germany	Ireland	Netherlands	Poland	Finland	Sweden	Lithuania	Czech Republic	Spain	Denmark	Portugal	Austria	Italy	Slovenia	Slovak Republic	Hungary	Greece	Latvia	Bulgaria	Estonia	Croatia	Romania	Luxembourg	
Algeria	144 468	32 601	13 975	1 272	17 401	16 233	56 353		1 122	5 373																	
China	68 680	12 582	150	11 907	8 663	4 104	3 221	14 220	2 663			497	542	5	11	113			1								0
Egypt	51 884	11 507	5 363	20 068	1 599	1 598	1 447	2 884	7 165	194			59											0			0
Saudi Arabia	40 678	983	12 650	7 570	3 536	7 325	6 211	877	301	1 215		10				0											0
Yemen	34 779	9 730	8 414	2 861	1 805	11 020	15		77	800			57														
Malaysia	32 835	2 536	3 378	6 750	8 529	1 107	330	9 784		422																	
Morocco	31 096	5 454	4 082	1 634	3 904	7 345	5 090		332	3 061		56		137			1										0
Vietnam	28 154	9 346	10 718	3 244	77	2 207	927	0	0	1 628	0		8														
Philippines	27 608	1 861	10 185	1 595	9 111	1 058	3 448		306						43					0							0
Indonesia	26 874	1 873	6 902	2 130	3 322	1 790	110	0	293	50			405	0				0									
U.A.Emirates	23 089	2 755	5 108	5 144	2 944	4 732	271	703	281	1 125				3						0		18					0
Thailand	22 610	223	6 082	4 178	2 431	3 286	201	4 304			1 904				1												
Bangladesh	21 073	840	4 670	2 231	2 405	1 414	875	0	561	1 228	6 825																
Nigeria	19 911	5 024	3 989	2 328	3 429	2 827	1 015		561	270			468														
United Kingdom	15 893	1 732	161	534	12 577	346	93	0	256		0	80	12	22	0	75		1		0		0				4	
Pakistan	14 289	273	27	2 501	25	11 438	25																				0
Libya	12 346	3 143	1 775	287	5 719	696	150		26	525							2		23								
South Africa	11 691	6 551	2 010	1 347	148	730	17		434	325						108			22								
Dominican R.	11 236	4 552	1 553	1 970	696	1 151	1 200			96				19													
Oman	10 957		794	8 626	275		100		1 122			0	40														
Singapore	10 149	1 163	204	1 459	2 896	1 284	132	973	1 961	22			25	10	20												
Tunisia	8 769	4 112	2 863	652	220	309	29		255			8				322											
Ghana	8 555	1 203	1 851	1 886	2 673		23		918																		
Lebanon	6 202	895	650	462	25	229	260		2 063		1 580		38			0											1
Peru	5 765		2 834	1 250	721	300	637			24																	
Israel	4 938	504	1 156	1 430		746	958	0		144																	
Ivory Coast	4 569	1 618	79	480	1 792	453	71				75																
Kenya	4 471		1 243		1 098	2 131			0																		
Jordan	4 293	48	1 846	452	50	276	1 268		315	35						3											
Serbia	3 810	1 525	104	153		128	1 222		161	44	144			0			304		0	4				21			
Other	67 325	12 619	12 131	9 113	4 658	8 870	7 207	1 550	650	2 723	1 937	2 234	283	1 055	916	322	114	235	203	207	185	76	28	9	0	0	0
<b>Total (including UK)</b>	<b>778 998</b>	<b>137 251</b>	<b>136 947</b>	<b>105 512</b>	<b>102 728</b>	<b>95 134</b>	<b>92 907</b>	<b>35 294</b>	<b>31 821</b>	<b>19 304</b>	<b>12 465</b>	<b>3 027</b>	<b>1 954</b>	<b>1 232</b>	<b>991</b>	<b>946</b>	<b>418</b>	<b>259</b>	<b>226</b>	<b>212</b>	<b>185</b>	<b>95</b>	<b>74</b>	<b>9</b>	<b>5</b>	<b>0</b>	

# EU Exports of WMP in 2023 (by origin / destination)

Source : Eurostat COMEXT

Quantity in Tonnes

Partner	MS																										
	EU*	Netherlands	France	Germany	Denmark	Sweden	Ireland	Belgium	Poland	Italy	Czech Republic	Spain	Portugal	Finland	Austria	Latvia	Bulgaria	Greece	Slovak Republic	Lithuania	Slovenia	Croatia	Hungary	Romania	Estonia	Luxembourg	
Oman	44 427	44		8 163	11 494	24 725							0														
Algeria	25 873	11 233	5 139	1 318			2 967	5 217																			
United Kingdom	17 306	3 680	4 041	1 996	68	1	6 419	408	398	44	28	90	112		0	2	0	1	1	7			7	1			
China	14 348	6 046	4 180	788	329	0	200	100	205	1 050	1	597	6	843	0										0		
Nigeria	14 064	1 891	1 497	7 971			2 576	78	52			0															
Kuwait	10 508	10 508												0													
Dominican R.	9 057	1 371		2 915			3 789	932	50																		
Saudi Arabia	6 731	4 787	266	693	257	337	8	71	22	1	289																
Singapore	6 559	910	356	1 788	1 872	11		68					22	419	1 113												
Senegal	6 397	233	6 001		13			0	0				150														
Egypt	5 609	25	142	3 757	1 031	313	170	100			30			40									0				
Colombia	5 260	248	51				2 200	50	2 400			312															
Qatar	4 861	261	1 568	48	214			219	24	2 527			0														
U.A.Emirates	4 735	2 198	18	312	1 953		26	34		24	170		0	0			0							0			
Peru	4 688	625					99	3 964																			
Israel	4 493	858	201	1 900				1 485	23	1	22		4														
Lebanon	4 281	687	39	61	1 435		25	782	100		1 127	25															
Ivory Coast	3 420	1 295	1 197				781	51				1	75				21										
Yemen	3 042	382		24	2 636																						
Trinidad,Tob	3 030	300			383			2 346																			
Malaysia	2 816	2 267	145	207			89		0				50	59													
South Africa	2 772	172	2 314	137			125		3	17			5														
Serbia	2 750	102	457	464	883			304	233	1	297										9						
Switzerland	2 717	1 602	380	642	3	0		9	24	0	1	1	11		44									0			
Angola	2 588	932	330				410					24	893														
Cameroon	2 460	898	279				75	1 186	7				15														
Cuba	2 383	1 488		10	31			176	466		150	62	0														
Bangladesh	2 255	200			1 517		495	43																			
USA	2 121	1 726	30	1	184	0	48	69	25	0		2	2	0	0	36											
Tunisia	2 117	651	894				50	500		22																	
Other	38 565	17 164	4 920	1 830	2 226	366	2 621	4 979	702	549	551	865	613	181	253	552	46	48	36	27	14	22	0	1	0	0	0
<b>Total (including UK)</b>	<b>262 235</b>	<b>74 785</b>	<b>34 446</b>	<b>32 111</b>	<b>29 445</b>	<b>25 754</b>	<b>25 518</b>	<b>20 825</b>	<b>4 734</b>	<b>4 235</b>	<b>2 664</b>	<b>1 979</b>	<b>1 957</b>	<b>1 542</b>	<b>1 410</b>	<b>589</b>	<b>67</b>	<b>49</b>	<b>37</b>	<b>34</b>	<b>23</b>	<b>22</b>	<b>7</b>	<b>2</b>	<b>0</b>	<b>0</b>	



# EU Exports of WHEYPOWDER in 2023 (by origin / destination)

Source : Eurostat COMEXT

Quantity in Tonnes

Partner	MS																								
	EU*	France	Germany	Poland	Ireland	Netherlands	Spain	Czech Republic	Italy	Lithuania	Finland	Denmark	Latvia	Austria	Belgium	Hungary	Greece	Croatia	Estonia	Slovak Republic	Portugal	Romania	Slovenia	Bulgaria	Sweden
China	201 836	31 285	31 811	50 422	22 384	33 631	6 294	25	3 506		5 457		50	2 061	368	1 100	2 077		1 040	325			0		0
Indonesia	73 378	29 413	27 559	10 044	2 350	5 989				2 800															
Malaysia	71 460	8 584	22 600	10 833	1 075	603		5 275	75	4 567	2		4 170	1 167	1 760	350			400						
Thailand	45 613	8 664	10 435	5 605	726	2 121	8 129	6 150	2 525	72			1 075	86	25										
United Kingdom	44 268	3 044	7 774	124	28 222	3 782	367	0	436	264	0	0		178	72	2	4					0	0		0
Vietnam	29 074	773	3 523	7 198	50	361	6 528	675	4 392	4 628			571			375									0
Japan	21 358	1 221	6 529	2 072	342	1 547	500	250	7 631	48	350				44	825									
India	16 485	6 297	2 155	5 349	76	0		300	100	1 888						321									
Philippines	15 386	6 251	588	4 539	2 626	520	250	525						86											
South Korea	11 290	2 349	856	1 078	324	836	2 072	1 545		508	540		1 162	21	0										
Secr.Extra	10 635											10 635													
Egypt	9 038	2 863	549	3 298	252	528	444	50	670	339									45						
New Zealand	9 024	4 923	1 848		1 157	839	13		142					93			9								
Iran	8 065	88		21		7 760			196																
Singapore	7 155	2 271	2 242	1 130	1 013	14	80	300			0			20	86										
South Africa	7 095	2 524	1 127	2 170	150	430				168				22		175			240		90				0
Pakistan	6 727	2 965	2 112	1 275	50	0		275							50										
Morocco	6 625	985	756	1 805	321	191	977		201	752					113						524				
U.A.Emirates	6 596	2 548	609	898	949	1 406			134	24	0	19			0						10				
Tunisia	6 346	3 411	749	44	247	1 019	141	50	202	145					338										
Saudi Arabia	5 754	878	1 529	398	586	1 087	72	275	101	829															
Bangladesh	4 924		375	960	24	274		2 900	124	267															
Myanmar	4 878	168		2 611		573	1 175		350																
Serbia	4 605	448	279	1 260		112		25		527						22		1 603		324			3		
Switzerland	4 461	3 534	544		0	84			1		21			275	2	0									
Nigeria	4 394	1 335		1 122	625			1 300									11								
Ukraine	4 243		845	3 371		7				21															
Algeria	3 370	2 030	200	165	515	174			50					86	150										
Colombia	3 228	361	50	312	346			1 909													251				
Ghana	2 860	1 144	48	395	541	8	47	426	252																
Other	38 956	7 505	4 019	4 933	5 410	3 204	2 153	2 769	3 767	1 408	36	4	1 223	317	174	483	77	304	174	488	134	261	90	14	8
<b>Total (including UK)</b>	<b>689 127</b>	<b>137 865</b>	<b>126 708</b>	<b>123 432</b>	<b>80 359</b>	<b>67 101</b>	<b>29 241</b>	<b>25 023</b>	<b>24 853</b>	<b>19 254</b>	<b>16 406</b>	<b>10 659</b>	<b>8 251</b>	<b>4 413</b>	<b>3 724</b>	<b>3 332</b>	<b>2 177</b>	<b>1 908</b>	<b>1 899</b>	<b>1 137</b>	<b>1 008</b>	<b>261</b>	<b>93</b>	<b>14</b>	<b>8</b>