



EUROPEAN COMMISSION
DIRECTORATE-GENERAL FOR AGRICULTURE AND RURAL DEVELOPMENT

Directorate B. Sustainability
B.1. Economic sustainability

Explanatory Note

relating to

Annex V to Implementing Regulation (EU) 2022/1475

on

Data on interventions in certain sectors as referred to in Article 12(2)

- Annex V on rules on data on interventions in certain sectors referred to in Article 12(2) to Commission Implementing Regulation (EU) 2022/1475 of 6 September 2022 laying down detailed rules for implementation of Regulation (EU) 2021/2115 of the European Parliament and of the Council as regards the evaluation of the CAP Strategic Plans and the provision of information for monitoring and evaluation (OJ L 232, 7.9.2022, p. 28).

STRUCTURE OF THE DATA TO BE COMMUNICATED AS REFERRED TO IN ANNEX V

The purpose of this document is to present the Forms in electronic format that constitute reporting document that the competent authorities of the Member states are required to transmit to the European Commission pursuant to Article 15(3) of Commission Delegated Regulation (EU) 2022/1475¹.

The structure is divided in two Parts, Part I containing 9 Forms, and Part II, containing 5 Forms.

The 14 Forms are defined by taking into account the reporting requirements indicated in Annex V to Implementing Regulation (EU) 2022/1475 on rules on data on interventions in certain sectors referred to in Article 12(2) of that Regulation.

EXPLANATORY NOTES

Abbreviations

Inter branch organisation	IBO	
CAP Strategic Plans	CAP SP	
Producer group	PG	
Producer organisation	PO	See ANNEX on structure of entities - examples
Transnational producer organisation	TPO	
Association of producers organisation	APO	
Transnational association of producers organisation	TAPO	
Operational fund	OF	
Operational programme	OP	
National financial assistance	NFA	

¹ Commission Implementing Regulation (EU) 2022/1475 of 6 September 2022 laying down detailed rules for implementation of Regulation (EU) 2021/2115 of the European Parliament and of the Council as regards the evaluation of the CAP Strategic Plans and the provision of information for monitoring and evaluation (OJ L 232, 7.9.2022, p. 28).

Member States	MSs
Strategic Plan Regulation (EU) No 2021/2115	SPR
Value of marketed production	VMP
not defined	n.d.

Country codes

Country name (source language)	Short name (English)	Code
Belgique/België	Belgium	BE
България (*)	Bulgaria	BG
Česká republika	Czech Republic	CZ
Danmark	Denmark	DK
Deutschland	Germany	DE
Eesti	Estonia	EE
Éire/Ireland	Ireland	IE
Ελλάδα (*)	Greece	EL
España	Spain	ES
France	France	FR
Italia	Italy	IT
Κύπρος (*)	Cyprus	CY
Latvija	Latvia	LV
Lietuva	Lithuania	LT
Luxembourg	Luxembourg	LU
Magyarország	Hungary	HU
Malta	Malta	MT
Nederland	Netherlands	NL
Österreich	Austria	AT
Polska	Poland	PL
Portugal	Portugal	PT
Republika Hrvatska	Croatia	HR

România	Romania	RO
Slovenija	Slovenia	SI
Slovensko	Slovakia	SK
Suomi/Finland	Finland	FI
Sverige	Sweden	SE

(*) Latin transliteration: България = Bulgaria; Ελλάδα = Elláda; Κύπρος = Kýpros.

Region codes

Vlaams Gewest	BE2
Région Wallonne	BE3

The indication of the region concerned on the cover page of each section and at the beginning of each table is an option for any Member State that finds it more appropriate to provide a regional breakdown.

Monetary values

All monetary values should be expressed in Euro, except (1) for those Member States that use a national currency, and (2) where EUR is clearly specified in the Forms. A "NATIONAL CURRENCY" box is present at the beginning of the forms.

Currency	
-----------------	--

The box should indicate the code of the national currency used.

At the beginning of the implementation of the sectoral interventions, please make a choice of the currency (EUR or national). This choice shall be applicable throughout the whole programming period.

PART 1: ADMINISTRATIVE INFORMATION AND INFORMATION PER SECTOR

PART 1.1 – DATA ON INTERVENTIONS IN CERTAIN SECTORS

Forms to be communicated by 15/6/N in relation to data of the calendar year N-1 (ISAMM form: 889)

FORM A.1.²

Form A.1.			
Sectors	Title of national legislation	Publication in the OJ of the Member State	References (hyperlink) to national legislation³
Fruit and vegetables			
Apiculture			
Wine			
Hops			
Olive oil and table olives			
Other sectors			

FORMS A.2.A AND C⁴

Form A.2.a.		
Sectors	Number of TPOs	Number of TAPOs
Fruit and vegetables		
Hops		
Olive oil and table olives		
Other sectors		

² **The first reporting year for this form is 2023.**

³ This refers only to **changes**, following CAP SP approved by the Commission, relating to national legislation adopted in order to implement Chapter III of Title II of Regulation (EU) 2021/2115. Please fill-in **ONLY** if there are any changes since last reporting period of the related national legislation.

⁴ **The first reporting year for the Forms A.2.a and A.2.c is 2024.**

Form A.2.c.					
Fruit and vegetables sector		5			
Hops sector					
Olive oil and table olives sector					
		All POs	All TPOs	All APOs	All TAPOs
Final Operational Fund	Total amount spent				
	- Amount of the financial contribution of the organisation				
	- Amount of the Union financial assistance				

Form A.2.c.						
'other' sectors		All POs	All TPOs	All APOs	All TAPOs	All PGs
Final Operational Fund	Total amount spent					
	- Amount of the financial contribution of the organisation					
	- Amount of the Union financial assistance					

FORM A.3.⁶

Form A.3.		
Fruit and vegetable sector		All POs
National financial assistance ⁷	Total amount of the national financial assistance actually paid	
	List of the beneficiary regions	

⁵ MSs must repeat the Form according to the number of sectors concerned (i.e. fruit and vegetables, hops and olive oil and table olives).

⁶ **The first reporting year for this form is 2024.**

⁷ This form, which reports *ex-post* data, complements ISAMM form 189, which provides data *ex-ante*.

FORM A.7.⁸

Form A.7.					
Fruit and vegetables sector	⁹				
Hops sector					
Olive oil and table olives sector					
		All POs	All TPOs	All APOs	All TAPOs
Total area (<i>Ha</i>)					

Form A.7.						
'other' sectors		All POs	All TPOs	All APOs	All TAPOs	All PGs
Crop sectors	Total area (<i>Ha</i>)					
	Total volume (<i>Tonnes</i>) produced					
Livestock sectors	Total number of animals					
	Total volume (<i>Tonnes</i>) produced					

⁸ **The first reporting year for this form is 2024.**

⁹ MSs must repeat the Form according to the number of sectors concerned (i.e. fruit and vegetables, hops and olive oil and table olives).

PART 1.2A – DATA ON APICULTURE SECTOR – NOTIFICATION OF THE NUMBER OF BEEHIVES

Number of beehives to be communicated by 15/6/N in relation to data of the calendar year N-1 (ISAMM form: 591)

FORM A.4.¹⁰

Form A.4.	
Apiculture sector	
Total number of beehives ready for wintering	

PART 1.2B – DATA ON APICULTURE SECTOR - SECTOR AND MARKET DATA

Apiculture sector forms to be communicated every two years in 2023, 2025 and 2027. In 2023 the data is to be communicated by 15/9/N and in 2025 and 2027 the data is to be communicated by 15/6/N, in relation to data of the calendar year N-1 for form A.5 and data of the calendar years N-1 and N-2 for form A.6. (ISAMM form: 890)

FORM A.5.

Form A.5.	
Apiculture sector	
Number of beekeepers	
Number of beekeepers managing more than 150 beehives	
Total number of beehives managed by beekeepers with more than 150 beehives	
Number of beekeepers organised in beekeepers' organisations	
Range of prices (€/kg) for multi-floral honey at the site of production	
Range of prices (€/kg) for multi-floral honey in bulk at wholesalers	
Estimated average production cost (fixed and variable) per kg of honey produced	

¹⁰ Member States shall continue to report every year the data concerning the number of beehives in their territory ready for wintering between 01/09/N-1 – 31/12/N-1 in ISAMM form 591.

FORM A.6.

Form A.6.		
Market information in the apiculture sector		
	N-1	N-2
Annual national production of honey (kg)		
Estimated annual average yield in kg of honey per beehive		

PART 1.3 – DATA ON INTERVENTIONS IN CERTAIN SECTORS – OPERATIONAL FUNDS

Forms to be communicated by 31/1/N in relation to data of the calendar year N (ISAMM form: 891)

FORMS A.2.B¹¹

Form A.2.b.1					
Fruit and vegetables sector		12			
Hops sector					
Olive oil and table olives sector					
		All POs	All TPOs	All APOs	All TAPOs
Approved Operational Fund ¹³	Total amount				
	- Amount of the financial contribution of the organisation				
	- Amount of the Union financial assistance				

Form A.2.b.2						
‘other’ sectors		All POs	All TPOs	All APOs	All TAPOs	All PGs
Approved Operational Fund	Total amount					
	- Amount of the financial contribution of the organisation					
	- Amount of the Union financial assistance					

¹¹ **The first reporting year for this Form is 2023.**

¹² MSs must repeat the Form according to the number of sectors concerned (i.e. fruit and vegetables, hops and olive oil and table olives).

¹³ For the fruit and vegetables sector, this shall not include the NFA, which is added to the operational fund.

PART 2: INFORMATION RELATED TO EXPENDITURE IN CERTAIN SECTORS

Forms to be communicated by 15/6/N in relation to data of the financial year N-1. The first reporting year for these forms is 2025 for the financial year 2024, except for Form B.2 where the first year of reporting is 2024. (ISAMM form: 892)

FORM B.1.

Form B.1.1.						
Expenditure						
Fruit and vegetables		14				
Hops						
Olive oil and table olives						
‘Other’ sectors						
Types of interventions	Objectives	All POs	All TPOs	All APOs	All TAPOs	All PGs
Investments ¹⁵	Planning and organisation of production					
	Concentration of supply and placing on the market					
	Improvement of competitiveness					
	Research and development					
	Agri-environmental-climate ¹⁶					
	Boosting commercial value and quality					
	Promotion and marketing					
	Increasing fruits and vegetables consumption					
	Improving employment conditions					
Research, experimental and innovative	Planning and organisation of production					

¹⁴ MSs must repeat the Form according to the number of sectors concerned (i.e. fruit and vegetables, hops and olive oil and table olives, and ‘other’ sectors).

¹⁵ Expenditure for the purchase/renting/leasing of a tangible (e.g. equipment, machinery, etc.) or an intangible (e.g. client portfolios, software, etc.) asset may be different from the corresponding value of the investment made. This is the case, for instance, where the PO/APO relies on a loan granted by a credit institute to purchase an asset. In that case, the expenditure would correspond to "the annual instalment related to the loan open to purchase the asset" (or the sum of several annual instalments, where a number of assets have been purchased in the year reported).

This is also the case, for instance, where an asset (e.g. equipment) is purchased in the year N but is installed and become fully operational (i.e. the investment is made = the PO concerned or its members can use it as intended in the approved operational programme) only in the following year. In such a case, the expenditure for the purchase/renting/leasing of the asset is to be recorded in the year N.

¹⁶ Article 46(e) and (f) of Regulation (EU) 2021/2115.

production	Concentration of supply and placing on the market					
	Improvement of competitiveness					
	Research and development					
	Agri-environmental-climate					
	Boosting commercial value and quality					
	Promotion and marketing					
	Increasing consumption					
	Improving employment conditions					
Other actions ¹⁷	Planning and organisation of production					
	Concentration of supply and placing on the market					
	Improvement of competitiveness					
	Research and development					
	Agri-environmental-climate					
	Boosting commercial value and quality					
	Promotion and marketing					
	Increasing consumption					
Advisory services and technical assistance	Planning and organisation of production					
	Concentration of supply and placing on the market					
	Improvement of competitiveness					
	Research and development					
	Agri-environmental-climate					
	Boosting commercial value and quality					
	Promotion and marketing					
	Increasing consumption					
Training, coaching and best practices	Planning and organisation of production					

¹⁷ As referred to in Article 47(1)(a) of Regulation (EU) 2021/2115. “Other actions” means other actions/interventions than those already listed in Article 47(1).

exchange	Concentration of supply and placing on the market					
	Improvement of competitiveness					
	Research and development					
	Agri-environmental-climate					
	Boosting commercial value and quality					
	Promotion and marketing					
	Increasing consumption					
	Improving employment conditions					
Organic production	Planning and organisation of production					
	Concentration of supply and placing on the market					
	Improvement of competitiveness					
	Agri-environmental-climate					
	Boosting commercial value and quality					
	Increasing consumption					
Integrated production	Planning and organisation of production					
	Concentration of supply and placing on the market					
	Improvement of competitiveness					
	Agri-environmental-climate					
	Boosting commercial value and quality					
	Increasing consumption					
Transport and storage	Planning and organisation of production					
	Concentration of supply and placing on the market					
	Improvement of competitiveness					
	Agri-environmental-climate					
	Boosting commercial value and quality					
Promotion and communication activities	Planning and organisation of production					
	Concentration of supply and placing on the market					

	Improvement of competitiveness					
	Agri-environmental-climate					
	Boosting commercial value and quality					
	Promotion and marketing					
	Increasing consumption					
	Improving employment conditions					
Marketing activities	Planning and organisation of production					
	Concentration of supply and placing on the market					
	Improvement of competitiveness					
	Agri-environmental-climate					
	Boosting commercial value and quality					
	Promotion and marketing					
	Increasing consumption					
	Improving employment conditions					
Union and national quality schemes	Planning and organisation of production					
	Concentration of supply and placing on the market					
	Improvement of competitiveness					
	Boosting commercial value and quality					
	Increasing fruits and vegetables consumption					
Traceability and certification systems	Planning and organisation of production					
	Concentration of supply and placing on the market					
	Improvement of competitiveness					
	Agri-environmental-climate					
	Boosting commercial value and quality					
	Promotion and marketing					
	Increasing fruits and vegetables consumption					
	Improving employment conditions					
Actions to mitigate and to adapt to climate change	Agri-environmental-climate					

Mutual funds	Crisis prevention and risk management					
Investments ¹⁸						
Collective storage						
Replanting of orchards						
Restocking with livestock						
Market withdrawals						
- Free distribution						
- Other destinations						
Green harvesting						
Non-harvesting						
Harvest and production insurance						
Coaching						
Third country sanitary and phyto sanitary requirements						
Communication						
Administrative and personnel costs		-				

Form B.1.2								
Withdrawals								
Fruit and vegetables		19						
Hops								
Olive oil and table olives								
'other' sectors								
		Total annual volume ²⁰ (tonnes / Hl) ²¹	Total expenditure	Amount of EU financial assistance	Free distribution (tonnes / Hl)	Composting (tonnes / Hl)	Processing industry (tonnes / Hl)	Other destination (tonnes / Hl)
Fruits and vegetables of	Cauliflowers							

¹⁸ See footnote 7.

¹⁹ MSs must repeat the Form according to the number of sectors concerned (i.e. fruit and vegetables, hops and olive oil and table olives and 'other sectors').

²⁰ Please verify that 'Total annual volume' = free distribution + composting + processing industry + other destinations.

²¹ 'Tonnes' must be used for all sectors/products, except for olive oil and certain 'other products' (e.g. milk) for which the volume must be indicated in 'Hl'.

Annex V of Delegated Regulation (EU) 2022/126	Tomatoes							
	Apples							
	Grapes							
	apricots							
	Nectarines							
	Peaches							
	Aubergines							
	Melons							
	Watermelons							
	Oranges							
	Mandarins							
	Clementines							
	Satsumas							
Lemons								
Other fruits and vegetables								
Total fruits and vegetables ²²								
Hops								
Olive oil								
Table olives								
'Other' products								

Form B.1.3.	
Fruit and vegetables	²³
Hops	
Olive oil and table olives	
'Other' products	
Total area (Ha) subject to investments in irrigation resulting in a net	

²² For fruits and vegetables.

²³ MSs must repeat the Form according to the number of sectors concerned (i.e. fruit and vegetables, hops and olive oil and table olives and 'other' products).

increase of the irrigated area	
Total area (Ha) subject to replanting of orchards or olive groves	
Total area (Ha) subject green-harvesting	
Total area (Ha) subject to non-harvesting	
Total area (Ha) subject to organic farming	
Total area (Ha) subject to integrated production	
Total area (Ha) subject improved use and sound management of water ²⁴	
Total area (Ha) subject to improved soil conservation ²⁵	
Total area (Ha) subject to creation and maintenance of habitats favourable to biodiversity	
Percentages for minimum water savings targets for investments ²⁶	
Number of energy projects implemented ²⁷	
Percentage of reclaimed water ²⁸	
Volume (Hl) of reclaimed water	
Number of promotion, communication and marketing interventions linked to objectives referred to in Article 46(h) of Regulation (EU) 2021/21115 ²⁹	
Number of promotion, communication and marketing interventions linked to objectives referred to in Article 46(i) of Regulation (EU) 2021/21115	

²⁴ Article 11(4), (5), (6), (7) and (8) of Regulation (EU) 2022/126.

²⁵ As regards soil erosion, this refers to either:

- any sloping plot with a change of elevation with respect to planimetric distance of 15%; or,
- where the relevant information is available, a Member State may instead use the following definition: "At risk of soil erosion" shall mean any plot with a predicted loss of soil exceeding the rate of natural soil formation.

When calculating the area at risk of soil erosion for the above indicator, please consider only the area for which,

- new or continued anti-erosion actions on slopes; and/or,
 - improvement of soil management actions,
- have been implemented in the reported year.

²⁶ Article 11(4)(a) of Delegated Regulation (EU) 2022/126.

²⁷ Article 11(3) of Regulation (EU) 2022/126.

²⁸ Article 11(7) of Regulation (EU) 2022/126.

²⁹ Each promotion or communication campaign counts as one single action, regardless the number of days and venues.

FORM B.2.³⁰

Form B.2.	
Total public expenditure	
Apiculture	
Types of interventions	Expenditure
Advisory services, technical assistance, training and information	
Investments and other actions:	31
- combatting beehive invaders and diseases	
- preventing damage and practices for climate change	
- restocking of beehives & bee breeding	
- transhumance	
- others	
Actions to support laboratories for analysis	
Actions to preserve or increase beehives	
Cooperation for research	
Promotion, communication and marketing	
Actions to enhance product quality	

FORM B.3.

Form B.3.	
Wine	
Types of interventions	Expenditure
Restructuring and conversion of vineyards	Union financial assistance

³⁰ For apiculture, for the first year of reporting in 2024 Member States shall report the public expenditure for types of interventions implemented and paid during period 1/01/2023 to 15/10/2023.

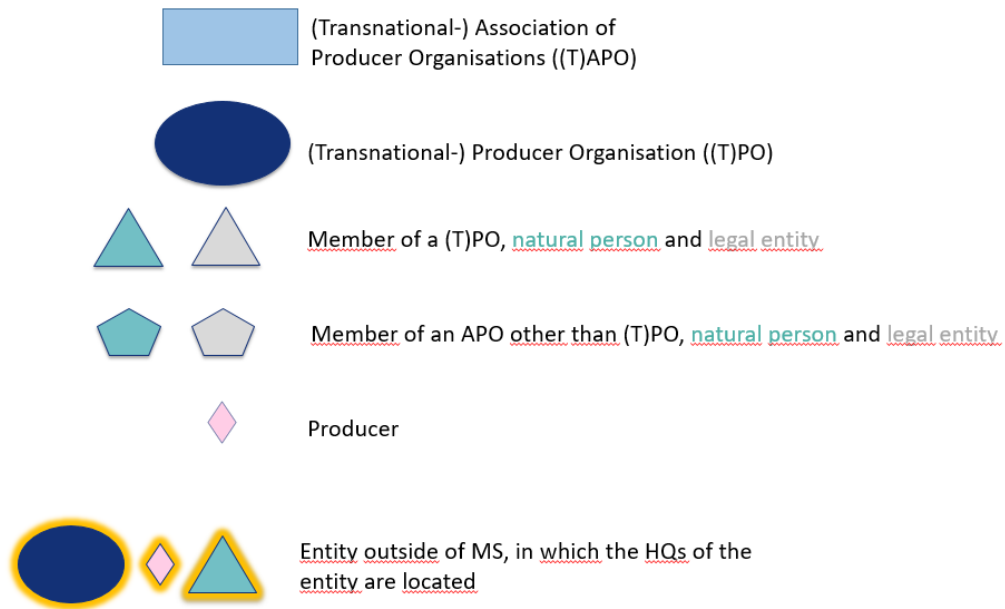
³¹ Total amount shall equal the sum of the 5 sub-interventions. The separate reporting of the total expenditure for these 5 sub-interventions is not mandatory except if the MSs expressly included them in their CSP as separate interventions.

	Total expenditure of beneficiaries	
	Number of beneficiaries	
	Number of operations	
Investments in enterprises	Union financial assistance	
	Total expenditure of beneficiaries	
	Number of beneficiaries	
Green harvesting	Union financial assistance	
	Total expenditure of beneficiaries	
	Number of beneficiaries	
	Total area covered (Ha)	
Harvest insurance	Union financial assistance	
	Total expenditure of beneficiaries	
	Number of beneficiaries	
	Number of financed insurances policies	
Innovation	Union financial assistance	
	Total expenditure of beneficiaries	
	Number of beneficiaries	
By-products distillation	Union financial assistance	
	Number of beneficiaries	
	Lees (range of max support) (EUR/% vol/Hl)	
	Marc's (range of max support) (EUR/% vol/Hl)	
	Quantity of lees distilled (Hl)	
	Quantity of marc's distilled (tonnes)	
	Million of hectolitres of alcohol obtained	
IBOs actions aimed at enhancing the reputation of	Union financial assistance	

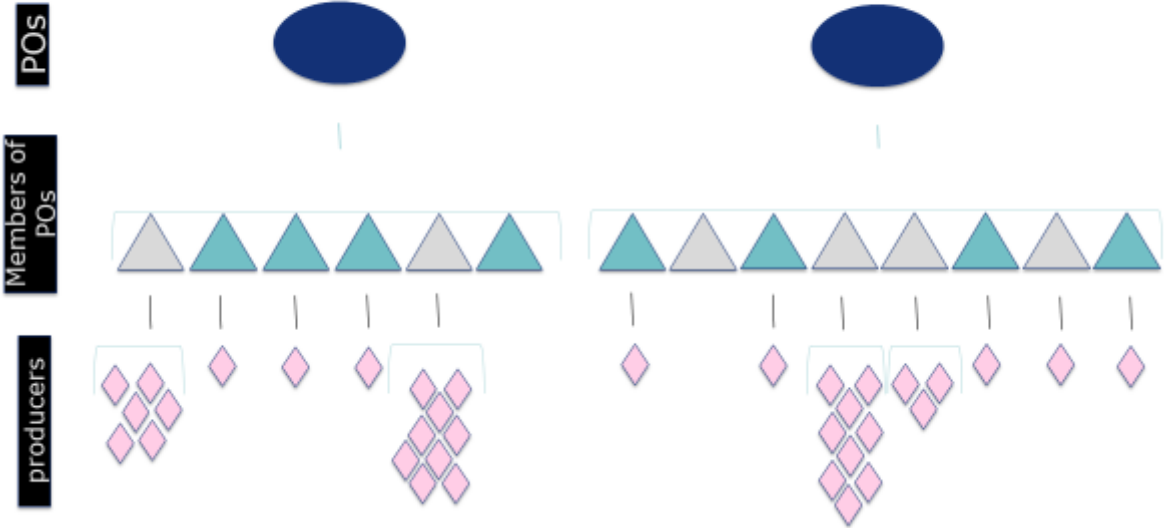
Union vineyards by promoting wine tourism in production regions	Total expenditure of beneficiaries			
	Number of beneficiaries			
	Number of operations			
IBOs actions aimed at improving market knowledge	Union financial assistance			
	Total expenditure of beneficiaries			
	Number of beneficiaries			
	Number of operations			
Information in Member States; Promotion and communication in third countries	Number of beneficiaries			
	Number of operations ³²			
	Per information or promotion action	Beneficiaries		
		Eligible measure		
		Description		
		Targeted market		
		Period		
		Total expenditure of beneficiaries		
		- Union financial assistance under this intervention		
		- Union financial assistance under other support		
- State aid				
- Expenditure of beneficiaries				

³² Each promotion or communication campaign counts as one single action, regardless the number of days and venues.

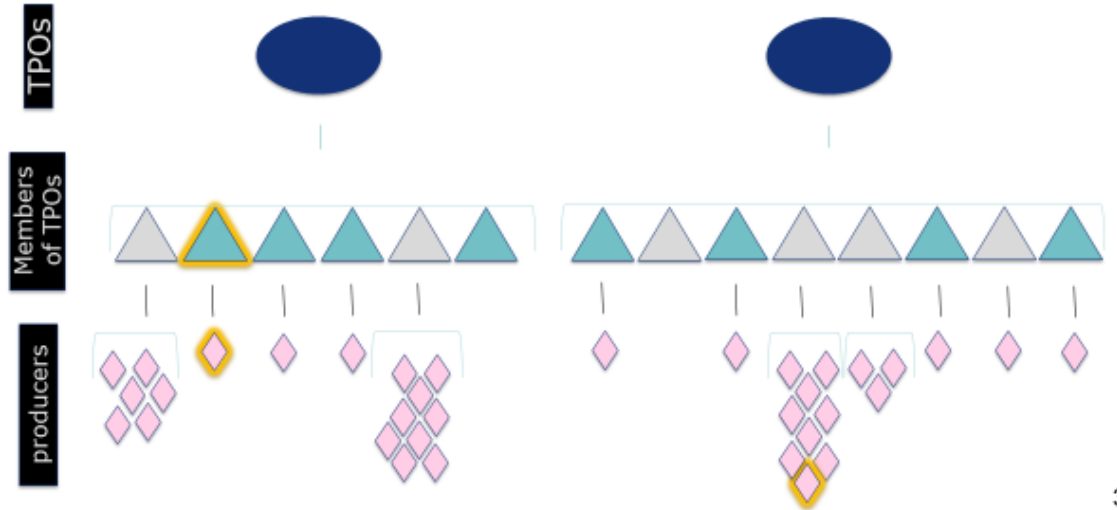
ANNEX – STRUCTURE OF ENTITIES, EXAMPLES



Producer Organisations (POs)

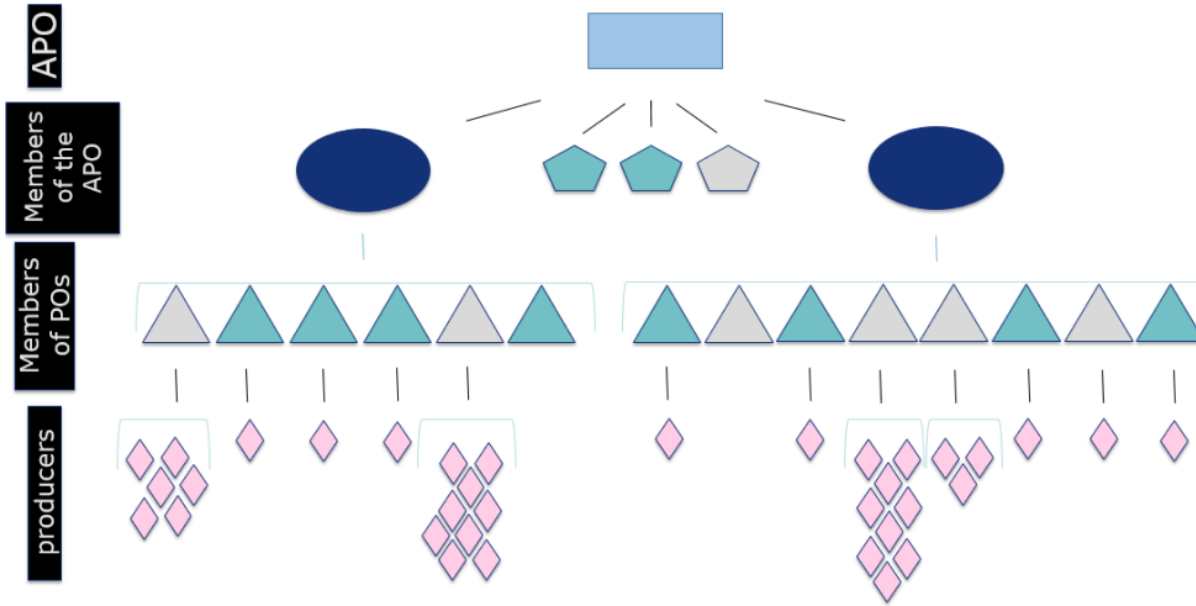


Transnational Producer Organisations (TPOs)



3

Associations of Producer Organisations (APOs)



Transnational Associations of Producer Organisations (TAPOs)

