






Instrument for Pre-Accession Assistance
for Rural Development
IPARD III PROGRAMME 2021-2027
of **THE REPUBLIC OF TÜRKIYE**


December 2022
#Ipard



01 | GENERAL INFORMATION



**TOTAL OF
PUBLIC SUPPORT
FOR THE PROGRAMME:
€ 555.3 mil**




02 | EXAMPLES OF THE MAIN CHALLENGES IN TÜRKIYE

- Small and fragmented holdings (average farm size of 7 ha) and **lack of organization among producers**, leading to **difficulties in adapting to market conditions and weakening farmers' position** in the food value chain.

- Rural economy mainly relying on agriculture and having **difficulties in developing high value-added products**.



-  **Organic production remaining a niche, as only 1.5% of agricultural area (546 000 ha) is farmed organically**, with an insufficient number of producing, processing and packaging facilities.

- Rural areas suffer from **decrease of rural population (from 68% in 1960 to 24% in 2020 in total population)** and loss of human resources.



- Turkish agriculture exposed to a **high risk of erosion** (49% of land is subject to medium erosion and 8% to extreme erosion) and using 74% of **water resources**.



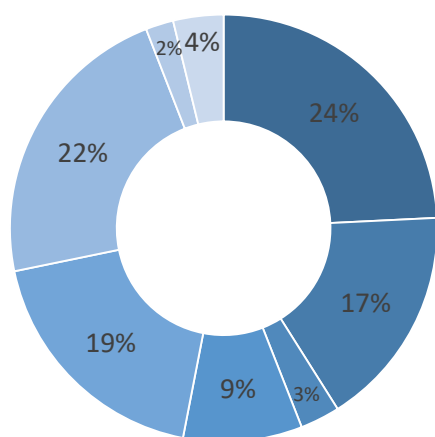
03 | SOME OF THE EXPECTED ACHIEVEMENTS & TARGETS

NUMBER OF:

- Farms and agri-food processing enterprises supported by IPARD in modernization: **1 560**
- Jobs created: **11 827**
- Young farmers receiving IPARD support for investment: **4225**
- IPARD recipients with support in investments related to care for the environment or climate change: **1 190**
- IPARD recipients with support in investments in renewable energy production: **681**
- Producer organisations supported: **268**
- Recipients of IPARD investment support in rural diversification and business development: **1 650**
- Population covered by LEADER Local Action Groups: **2 402 400**

04 | PLANNED PUBLIC FUNDING PER MEASURE

The following charts show the indicative planned total public expenditure per measure (comprising the EU support and the national contribution). The measures illustrated in the charts are the complete list of measures selected within the IPARD programme based on the analysis of strengths, weaknesses, opportunities and threats (SWOT), which led to identifying the needs to be addressed by the IPARD III programme.



PLANNED PUBLIC FUNDING PER MEASURE % IN THE TOTAL BUDGET

- M1 - Investments in physical assets of agricultural holdings (24%)
- M3 - Investments in physical assets concerning processing and marketing of agricultural and fishery products (17%)
- M4 - Agri-environment-climate and organic farming measure (3%)
- M5 - Implementation of local development strategies - LEADER approach (9%)
- M6 - Investments in rural public infrastructure (19%)
- M7 - Farm diversification and business development (22%)
- M9 - Technical assistance (2%)
- M10 - Advisory services (4%)

PLANNED PUBLIC FUNDING PER MEASURE - IN MILLION €



* measures in grey are not included in IPARD III programme of Türkiye

Date of approval
IPARD website

14 March 2022
<https://ipard.tarim.gov.tr/>

Rural network website

<http://www.uka.org.tr>

Managing Authority identity

Ministry of Agriculture and Forestry
<https://www.tarimorman.gov.tr/>

IPARD Agency identity

IPARD Paying Agency – ARDSI
<https://www.tkd.gov.tr>

Date of factsheet finalisation

October 2022

