



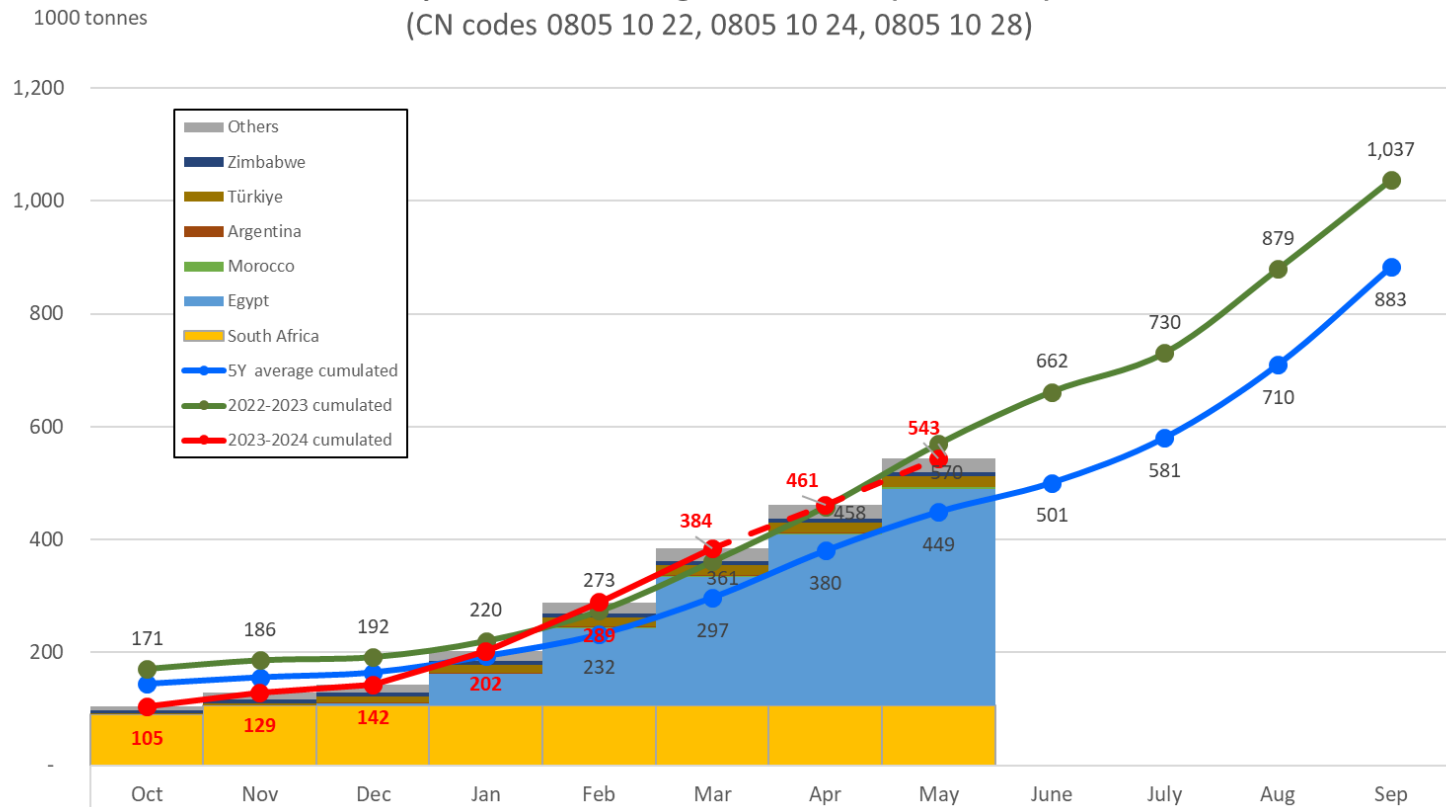
Monthly update on citrus fruits imports

1. [Oranges](#)
2. [Small citrus](#)
3. [Lemons](#)
4. [Grapefruits](#)

Updated on 11 June 2024

Sources: COMEXT, for April and May 2024: TAXUD surveillance

Imports of fresh oranges into the EU (cumulated) (CN codes 0805 10 22, 0805 10 24, 0805 10 28)



Sources: Eurostat Comext; for April and May 2024: TAXUD surveillance; Updated on 11/06/2024

EU monthly oranges imports (tonnes)

Sources: Eurostat Comext; for April and May 2024: TAXUD surveillance

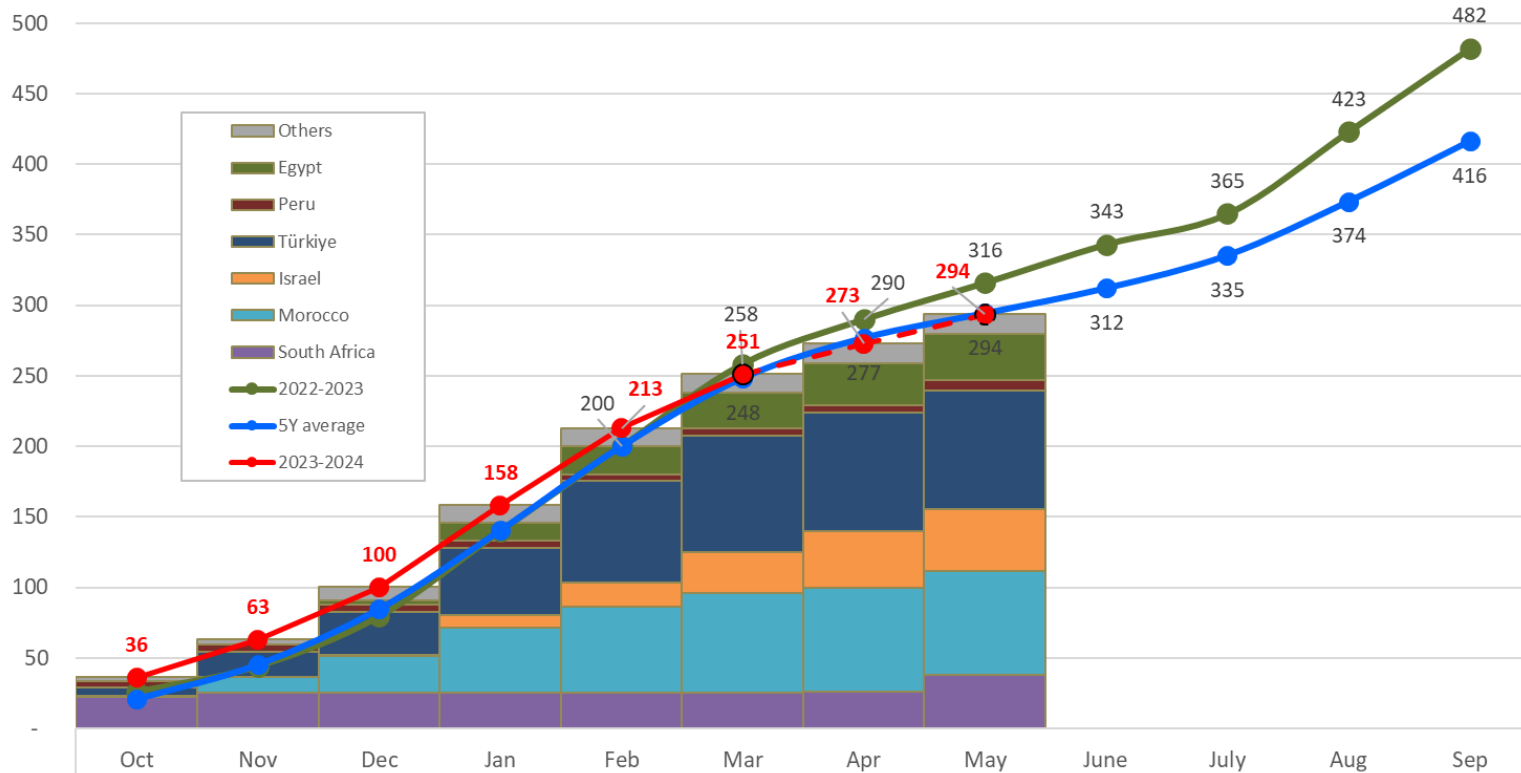
Updated on 11/06/2024

	Oct	Nov	Dec	Jan	Feb	Mar	Apr	May	June	July	Aug	Sep	Total
2022-2023	170,719	15,510	5,557	28,356	53,184	87,579	97,262	111,407	92,118	68,801	148,555	157,689	1,036,734
5Y average	144,105	11,611	8,670	29,158	38,137	65,245	83,320	68,766	51,587	80,070	129,412	173,139	883,220
2023-2024	105,004	23,630	13,548	60,257	86,131	95,741	76,309	82,490	0	0	0	0	543,111
South Africa	89,841	15,566	878	0	0	0	0	0					106,286
Egypt	0	0	3,399	51,771	80,945	91,393	74,651	81,215					383,372
Morocco	0	28	686	653	214	132	122	702					2,537
Argentina	1,392	21	0	0	0	0	0	0					1,413
Türkiye	366	3,280	5,771	4,422	2,068	1,677	259	294					18,138
Zimbabwe	6,470	587	112	0	0	0	0	0					7,170
Others	6,934	4,148	2,701	3,411	2,904	2,540	1,276	280					24,194

Imports of small citrus into the EU (cumulated)

(CN 0805 21 10, 0805 21 90, 0805 22 00, 0805 29 00)

1000 tonnes



Sources: Eurostat Comext; for April and May 2024: TAXUD surveillance; Updated on 04/06/2024

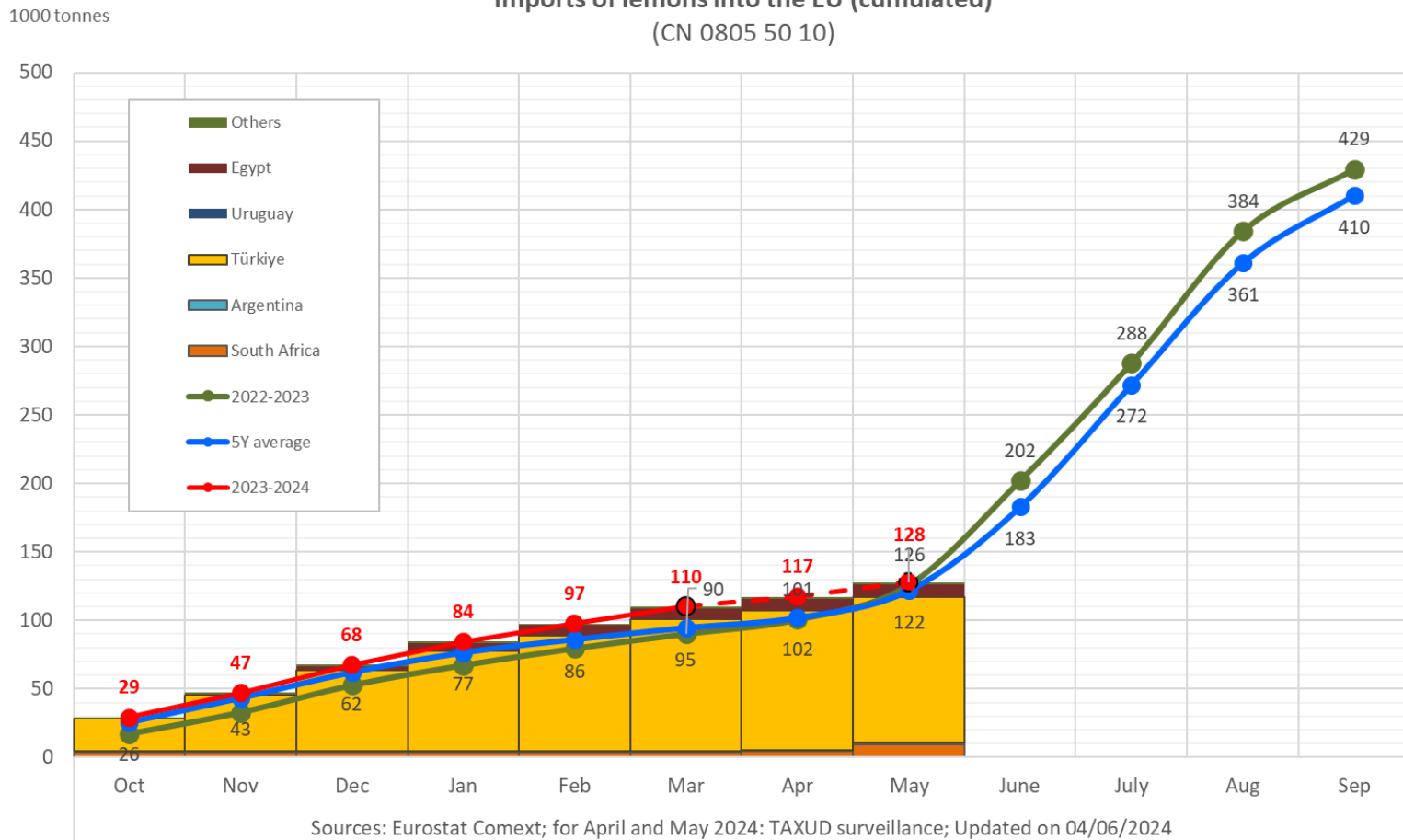
EU monthly imports of small citrus fruits (tonnes)

Sources: Eurostat Comext; for April and May 2024: TAXUD surveillance

Updated on 05/06/2024

	Oct	Nov	Dec	Jan	Feb	Mar	Apr	May	June	July	Aug	Sep	Total
2022-2023	25,924	18,116	35,311	60,532	59,968	58,561	31,639	25,936	27,277	21,601	58,398	58,902	482,166
5Y average	20,629	24,462	39,351	55,836	59,662	48,432	28,377	17,526	17,805	23,336	38,226	42,716	416,360
2023-2024	36,078	26,983	37,263	57,735	54,837	38,364	21,450	20,865					293,575
South Africa	22,236	3,274	44	45	0	0	636	11,660					37,894
Morocco	729	9,879	14,817	20,197	15,229	9,785	3,000	380					74,016
Israel	0	46	1,209	8,078	7,940	11,159	11,192	3,625					43,249
Türkiye	6,010	12,201	12,415	17,042	23,903	11,534	1,209	91					84,404
Peru	4,536	404	115	0	0	0	505	1,817					7,376
Egypt	0	90	2,563	9,928	7,303	5,259	4,274	3,246					32,663
Others	2,567	1,089	6,101	2,446	462	627	635	45					13,973

Imports of lemons into the EU (cumulated) (CN 0805 50 10)



EU monthly lemon imports (tonnes)

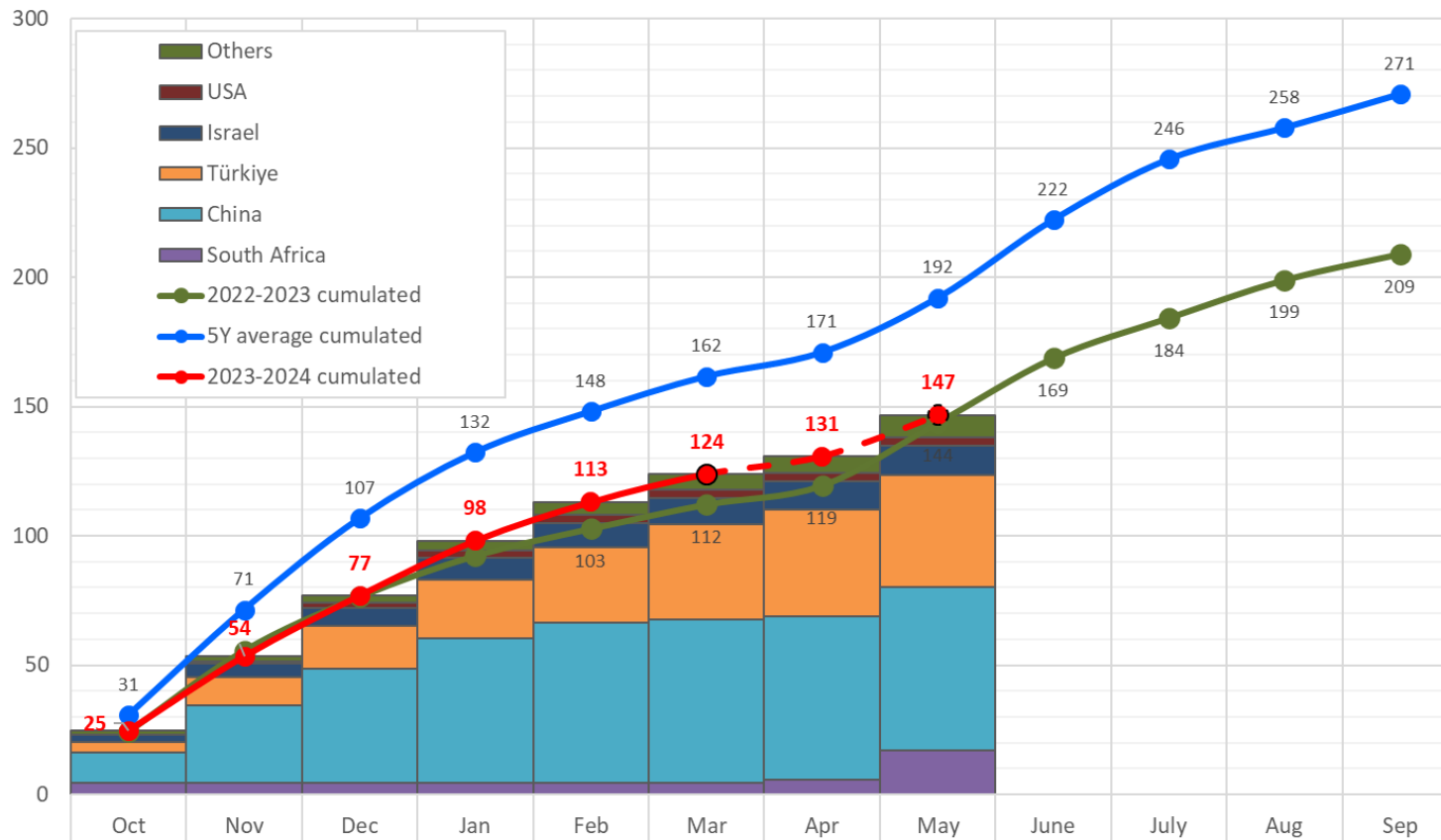
Sources: Eurostat Comext; for April and May 2024: TAXUD surveillance

Updated on 05/06/2024

	Oct	Nov	Dec	Jan	Feb	Mar	Apr	May	June	July	Aug	Sep	Total
2022-2023	17,325	15,578	19,878	14,580	12,309	10,628	10,351	25,328	76,225	85,799	96,309	45,128	429,437
5Y average	25,686	17,730	18,746	14,370	9,655	8,485	7,343	19,828	61,032	89,175	88,949	49,296	410,296
2023-2024	29,354	17,779	20,526	16,787	13,014	12,563	7,105	10,685					127,811
South Africa	3,777	31	66	4	0	152	139	4,916					9,085
Argentina	711	110	0	0	0	0	0	584					1,405
Türkiye	23,994	16,771	18,010	14,137	11,338	11,459	6,652	3,903					106,265
Uruguay	71	0	0	0	0	0	0	0					71
Egypt	181	680	2,332	2,571	1,617	911	188	1,085					9,565
Others	621	187	117	74	58	41	126	197					1,422

Grapefruit imports into the EU (cumulated) (CN 0805 40 00)

1000 tonnes



Sources: Eurostat Comext; for April and May 2024: TAXUD surveillance; Updated on 04/06/2024

EU monthly grapefruit imports (tonnes)

Sources: Eurostat Comext; for April and May 2024: TAXUD surveillance

Updated on 05/06/2024

	Oct	Nov	Dec	Jan	Feb	Mar	Apr	May	June	July	Aug	Sep	Total
2022-2023	24,124	31,332	20,902	15,846	10,451	9,384	7,319	24,320	25,015	15,587	14,689	10,018	208,988
5y average	30,631	40,831	35,271	25,522	15,811	13,542	9,288	21,053	30,240	23,406	12,128	13,003	270,725
2023-2024	24,815	28,689	23,260	21,326	14,969	10,661	7,033	15,895					146,647
South Africa	4,315	209	0	0	0	0	1,025	11,289					16,837
China	11,958	17,831	14,404	11,771	5,979	1,240	269	1					63,453
Türkiye	3,812	7,068	5,766	5,887	6,730	7,327	4,372	2,299					43,261
Israel	3,118	2,490	1,286	1,415	852	1,297	757	185					11,400
USA	0	683	1,103	1,164	125	20	21	0					3,116
Others	1,612	409	701	1,089	1,283	776	589	2,121					8,580