



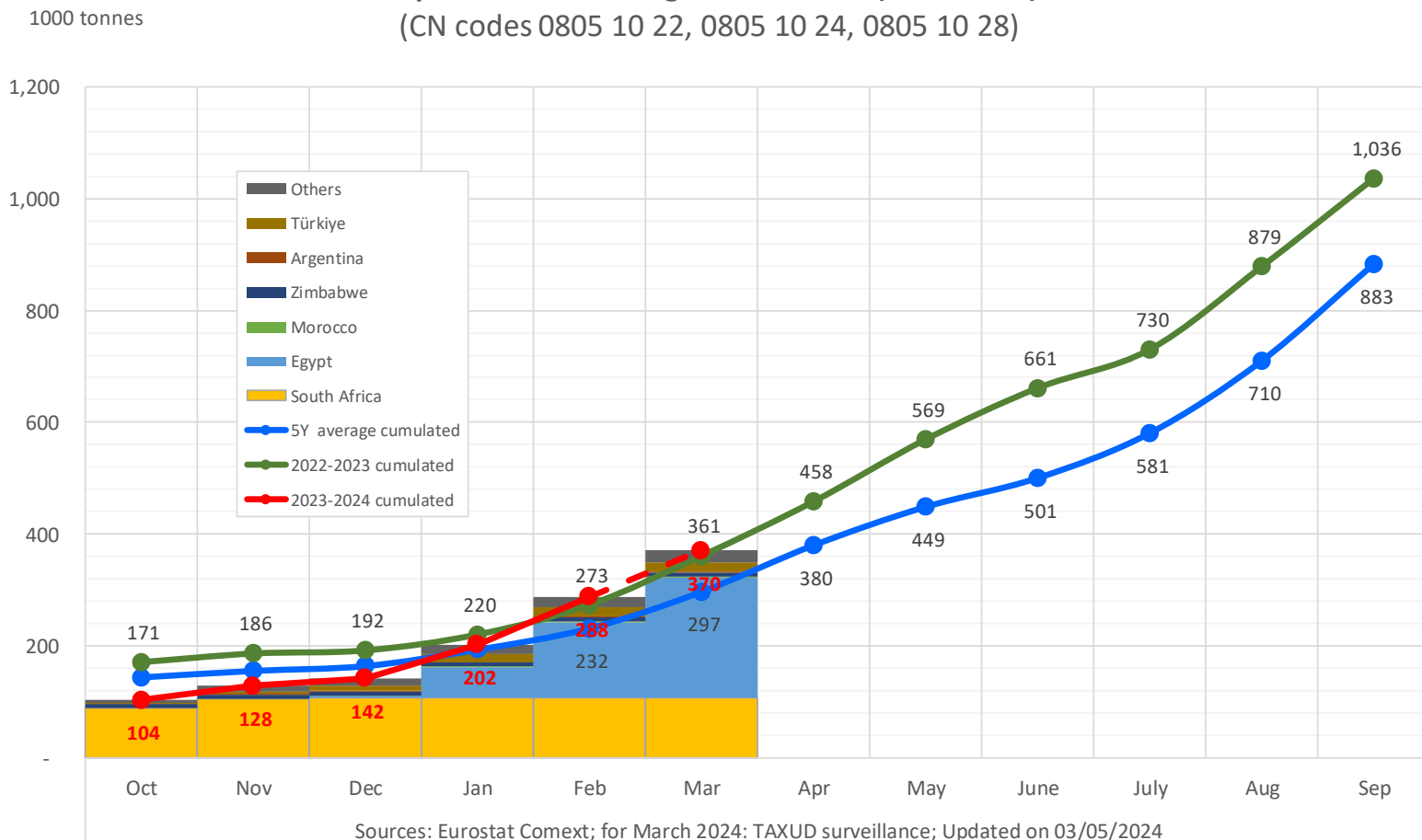
Monthly update on citrus fruits imports

1. [Oranges](#)
2. [Small citrus](#)
3. [Lemons](#)
4. [Grapefruits](#)

Updated on 03 May 2024

Sources: COMEXT, for March 2024 TAXUD surveillance
Data - April 2024: not yet in TAXUD surveillance

Imports of fresh oranges into the EU (cumulated) (CN codes 0805 10 22, 0805 10 24, 0805 10 28)





EU monthly oranges imports (tonnes)

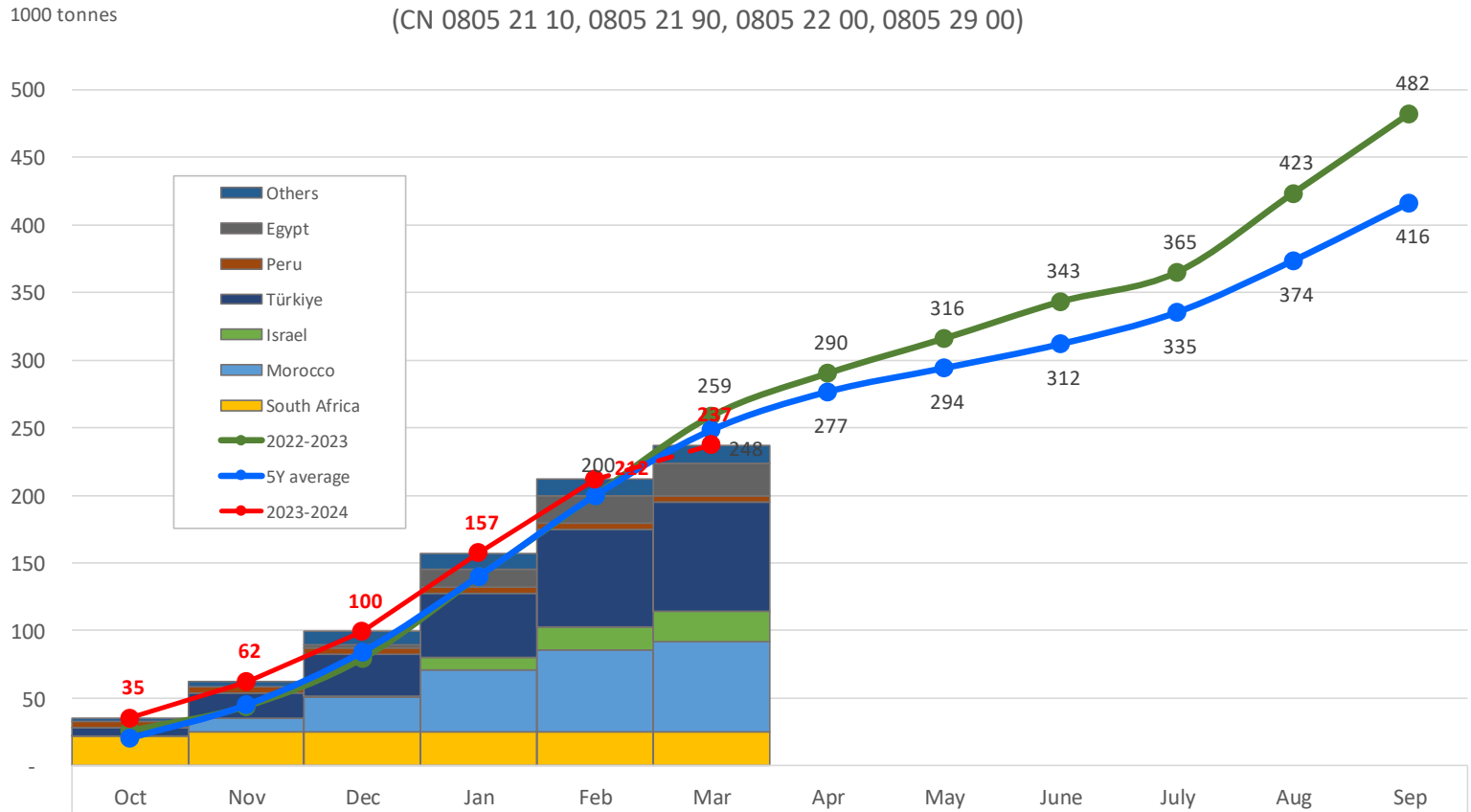
Sources: Eurostat Comext; for March 2024: TAXUD surveillance

Updated on 03/05/2024

April 2024 data: not yet in TAXUD

	Oct	Nov	Dec	Jan	Feb	Mar	Apr	May	June	July	Aug	Sep	Total
2022-2023	170,719	15,510	5,557	28,354	53,184	87,579	97,262	111,042	92,118	68,801	148,555	157,641	1,036,320
5Y average	144,105	11,611	8,670	29,158	38,137	65,245	83,320	68,693	51,587	80,070	129,412	173,129	883,137
2023-2024	103,520	24,641	13,549	60,165	86,131	82,301							370,306
South Africa	88,888	16,576	880	0	0	0							106,345
Egypt	0	0	3,399	51,771	80,945	80,002							216,116
Morocco	0	28	686	653	214	91							1,673
Zimbabwe	6,426	587	112	0	0	0							7,125
Argentina	1,392	21	0	0	0	0							1,413
Türkiye	366	3,280	5,771	4,422	2,068	1,122							17,030
Others	6,448	4,148	2,700	3,319	2,904	1,086							20,604

Imports of small citrus into the EU (cumulated) (CN 0805 21 10, 0805 21 90, 0805 22 00, 0805 29 00)



Sources: Eurostat Comext; for March 2024: TAXUD surveillance; Updated on 03/05/2024

EU monthly imports of small citrus fruits (tonnes)

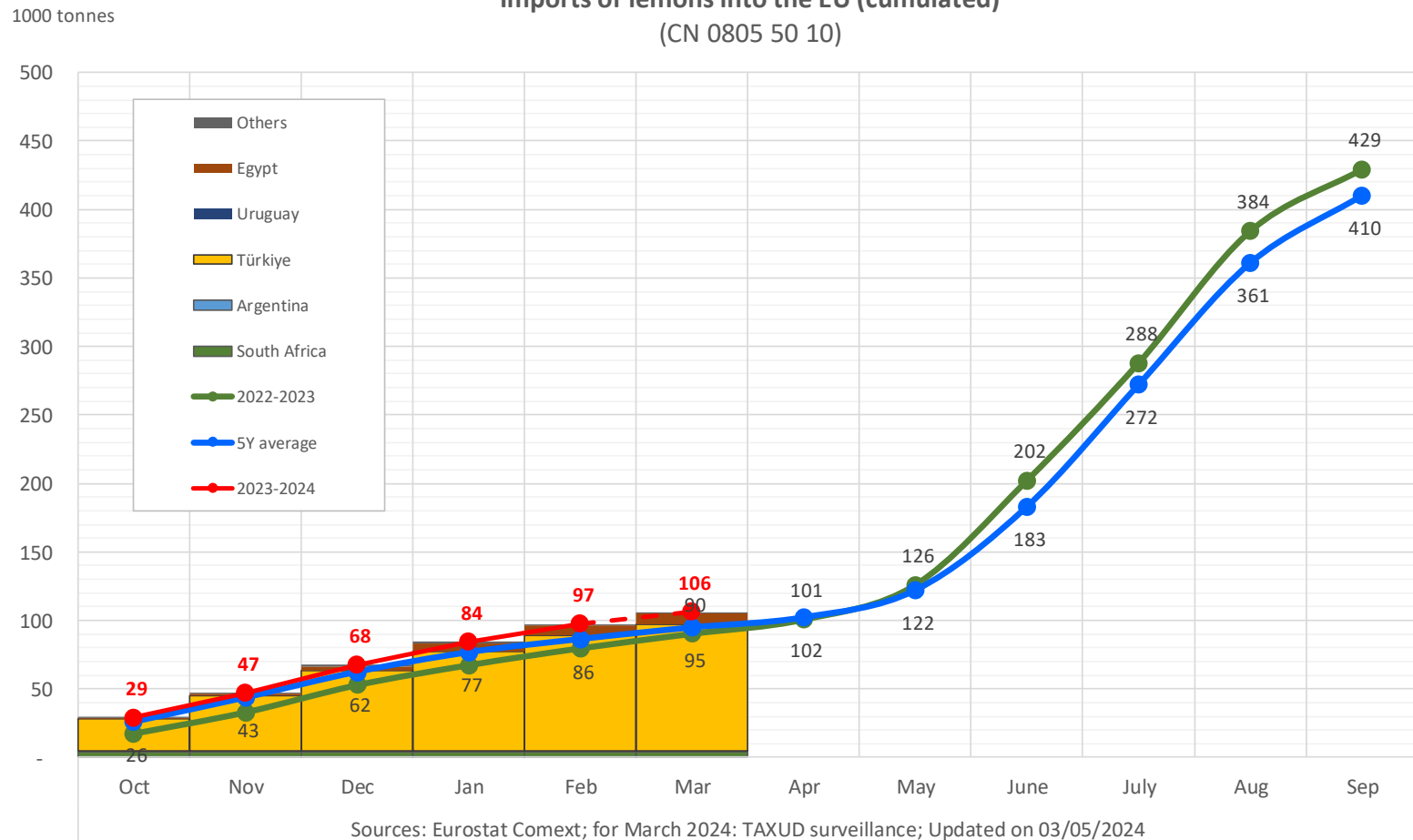
Sources: Eurostat Comext; for March 2024: TAXUD surveillance

Updated on 03/05/2024

April 2024 data: not yet in TAXUD

	Oct	Nov	Dec	Jan	Feb	Mar	Apr	May	June	July	Aug	Sep	Total
2022-2023	25,924	18,116	35,311	60,601	60,088	58,561	31,639	25,748	27,277	21,602	58,398	58,924	482,189
5Y average	20,629	24,462	39,351	55,850	59,686	48,432	28,377	17,488	17,805	23,336	38,226	42,721	416,365
2023-2024	35,280	26,967	37,269	57,616	54,773	25,108	699						237,712
South Africa	21,672	3,274	44	45	0	0	0						25,035
Morocco	666	9,879	14,817	20,133	15,229	6,265	224						67,213
Israel	0	46	1,209	8,078	7,896	4,789	81						22,099
Türkiye	5,992	12,201	12,417	17,042	23,883	9,347	264						81,144
Peru	4,508	404	115	0	0	0	0						5,027
Egypt	0	90	2,563	9,928	7,303	4,237	130						24,251

Imports of lemons into the EU (cumulated) (CN 0805 50 10)



EU monthly lemon imports (tonnes)

Sources: Eurostat Comext; for March 2024: TAXUD surveillance

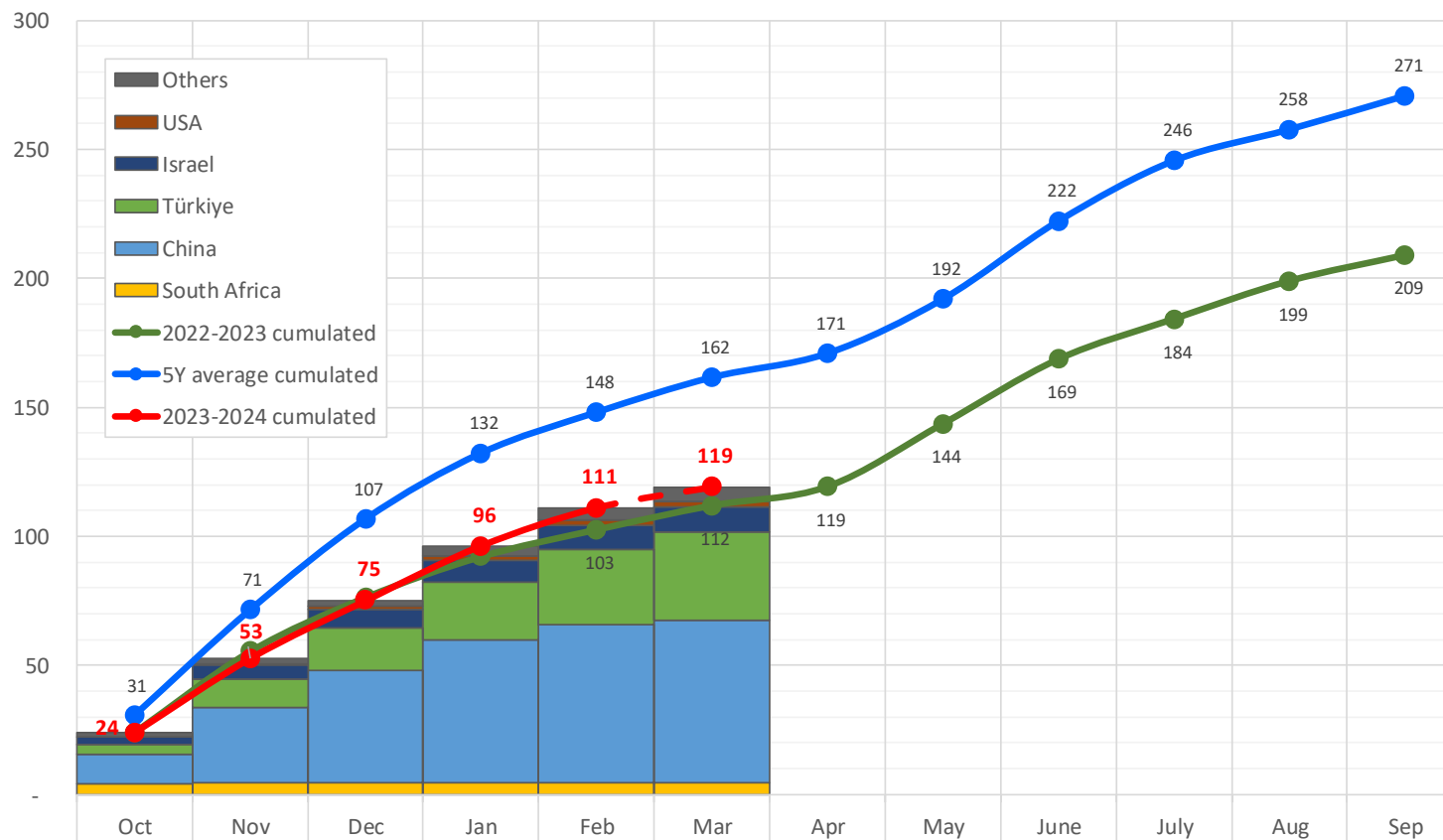
Updated on 03/05/2024

April 2024 data: not yet in TAXUD

	Oct	Nov	Dec	Jan	Feb	Mar	Apr	May	June	July	Aug	Sep	Total
2022-2023	17,325	15,578	19,878	14,579	12,309	10,628	10,351	25,274	76,222	85,799	96,309	45,128	429,380
5Y average	25,686	17,730	18,746	14,370	9,655	8,485	7,343	19,817	61,032	89,175	88,949	49,296	410,285
2023-2024	29,225	17,779	20,551	16,776	13,014	8,684							106,028
South Africa	3,736	31	92	0	0	51							3,911
Argentina	692	110	0	0	0	0							802
Türkiye	23,938	16,771	18,010	14,137	11,338	8,058							92,253
Uruguay	71	0	0	0	0	0							71
Egypt	174	680	2,332	2,571	1,617	538							7,912
Others	615	187	116	67	58	37							1,080

Grapefruit imports into the EU (cumulated) (CN 0805 40 00)

1000 tonnes



Sources: Eurostat Comext; for March 2024: TAXUD surveillance; Updated on 03/05/2024

EU monthly grapefruit imports (tonnes)

Sources: Eurostat Comext; for March 2024: TAXUD surveillance

Updated on 03/05/2024

April 2024 data: not yet in TAXUD

	Oct	Nov	Dec	Jan	Feb	Mar	Apr	May	June	July	Aug	Sep	Total
2022-2023	24,124	31,332	20,902	15,807	10,451	9,384	7,319	24,307	25,015	15,587	14,689	10,018	208,936
5y average	30,631	40,831	35,271	25,515	15,811	13,542	9,288	21,050	30,240	23,406	12,128	13,003	270,715
2023-2024	23,913	28,689	22,653	20,778	14,926	8,096							119,055
South Africa	4,282	209	0	0	0	0							4,492
China	11,359	17,831	14,404	11,771	5,979	1,547							62,890
Türkiye	3,761	7,068	5,766	5,887	6,730	5,016							34,228
Israel	3,047	2,490	1,286	1,415	852	830							9,920
USA	0	683	588	648	125	20							2,064
Others	1,464	409	609	1,056	1,240	683							5,461