

# TOP 10 Importers

(Jan 2024 compared to Jan 2023)

## BUTTER + BUTTEROIL

Source : IHS Markit/GTA

	Qty in Tonnes		% 2024/2023	% EU-27origin	
	2 023	2 024		2 023	2 024
China	12 730	10 009	↓ - 21%	11%	10%
United Kingdom HMRC	8 340	3 740	↓ - 55%	100%	99%
EU*	8 115	3 115	↓ - 62%		
United States	7 685	7 394	↔ - 4%	58%	55%
Australia	6 176	3 020	↓ - 51%	8%	4%
Saudi Arabia	5 001			40%	
Canada	2 955	3 537	↑ + 20%	1%	1%
South Korea	2 140	2 293	↑ + 7%	53%	45%
Taiwan	1 993	1 880	↓ - 6%	25%	14%
Indonesia	1 363	2 550	↑ + 87%	27%	8%

no data 2024

## W.M.P.

Source : IHS Markit/GTA

	Qty in Tonnes		% 2024/2023	% EU-27origin	
	2 023	2 024		2 023	2 024
China	46 325	60 259	↑ + 30%	3%	2%
Saudi Arabia	13 492			31%	
Brazil	9 853	14 293	↑ + 45%	0%	0%
Thailand	8 645	11 175	↑ + 29%	0%	1%
Indonesia	7 037	6 849	↔ - 3%	1%	0%
Singapore	5 868	3 486	↓ - 41%	17%	7%
Australia	3 786	4 240	↑ + 12%	3%	1%
Vietnam (BOL)	3 732	3 839	↔ + 3%	2%	2%
Sri Lanka	3 271	5 417	↑ + 66%	1%	0%
Taiwan	3 241	3 419	↑ + 5%	1%	1%

no data 2024

## S.M.P.

rem: for confidentiality reasons, data for Mexico in this dataset may be incomplete.

Source : IHS Markit/GTA

	Qty in Tonnes		% 2024/2023	% EU-27origin	
	2 023	2 024		2 023	2 024
China	34 266	29 127	↓ - 15%	22%	4%
Mexico	29 431			0%	
Philippines	17 766			19%	
Indonesia	11 679	21 254	↑ + 82%	15%	7%
Colombia	7 629	2 676	↓ - 65%	7%	2%
Vietnam (BOL)	6 635	7 674	↑ + 16%	30%	4%
Morocco	5 424	4 463	↓ - 18%	86%	95%
Singapore	4 335	4 758	↑ + 10%	22%	29%
Brazil	4 052	4 708	↑ + 16%	2%	2%
Thailand	2 555	6 869	↑ + 169%	30%	13%

no data 2024

## CHEESE

Source : IHS Markit/GTA

	Qty in Tonnes		% 2024/2023	% EU-27origin	
	2 023	2 024		2 023	2 024
United Kingdom HMRC	52 185	33 321	↓ - 36%	100%	98%
Saudi Arabia	22 263			44%	
Japan	17 137	16 532	↔ - 4%	38%	32%
United States	13 872	14 097	↔ + 2%	69%	68%
EU*	13 572	15 377	↑ + 13%		
China	13 108	15 436	↑ + 18%	18%	13%
South Korea	11 144	7 471	↓ - 33%	43%	22%
Australia	10 505	8 276	↓ - 21%	23%	18%
Switzerland	5 631	6 137	↑ + 9%	96%	96%
Chile	4 065	5 584	↑ + 37%	39%	42%

no data 2024

# TOP 10 Importers

(Jan 2024 compared to Jan 2023)

## WHEYPOWDER

Source : IHS Markit/GTA

	Qty in Tonnes		% 2024/2023	% EU-27origin		
	2 023	2 024		2 023	2 024	
China	61 007	47 566	↓ - 22%	34%	30%	no data 2024
Philippines	7 200			26%		
United Kingdom HMRC	6 907	5 249	↓ - 24%	99%	98%	
Indonesia	6 416	9 015	↑ + 41%	61%	59%	
Thailand	5 558	4 068	↓ - 27%	64%	54%	
Vietnam (BOL)	4 487	7 444	↑ + 66%	40%	43%	
United States	4 450	3 892	↓ - 13%	9%	4%	
Japan	4 168	4 973	↑ + 19%	46%	51%	
EU*	2 876	4 184	↑ + 45%			
Canada	2 408	2 776	↑ + 15%	2%	1%	

## LACTOSE

Source : IHS Markit/GTA

	Qty in Tonnes		% 2024/2023	% EU-27origin		
	2 023	2 024		2 023	2 024	
China	11 979	13 530	↑ + 13%	18%	10%	
Japan	9 012	5 366	↓ - 40%	32%	31%	
New Zealand	8 423	7 377	↓ - 12%	26%	46%	
EU*	4 512	6 334	↑ + 40%			
India	4 315	4 119	↓ - 5%	58%	39%	
Indonesia	3 752	2 384	↓ - 36%	46%	40%	
Vietnam (BOL)	2 155	2 444	↑ + 13%	4%	13%	
Brazil	2 131	2 280	↑ + 7%	37%	50%	
Thailand	2 067	2 160	↑ + 5%	26%	33%	
South Africa	2 015	2 071	↑ + 3%	53%	50%	

## CONDENSED

Source : IHS Markit/GTA

	Qty in Tonnes		% 2024/2023	% EU-27origin		
	2 023	2 024		2 023	2 024	
Saudi Arabia	13 218			52%		no data 2024
United Kingdom HMRC	3 367	5 072	↑ + 51%	100%	100%	
United States	3 120	4 623	↑ + 48%	4%	2%	
Bahrain	2 929	5 069	↑ + 73%	18%	7%	
Hong Kong	2 855	3 464	↑ + 21%	40%	28%	
EU*	2 692	3 074	↑ + 14%			
Puerto Rico	1 818	960	↓ - 47%	1%	0%	
Taiwan	1 705	3 159	↑ + 85%	8%	4%	
Australia	1 200	1 084	↓ - 10%	85%	82%	
Qatar	1 084	1 212	↑ + 12%	86%	70%	

## CASEIN(ATE)S

Source : IHS Markit/GTA

	Qty in Tonnes		% 2024/2023	% EU-27origin		
	2 023	2 024		2 023	2 024	
United States	13 998	7 448	↓ - 47%	68%	47%	
China	2 762	5 006	↑ + 81%	32%	35%	
Japan	1 505	916	↓ - 39%	30%	31%	
EU*	982	859	↓ - 13%			
Mexico	827			71%		no data 2024
United Kingdom HMRC	651	488	↓ - 25%	99%	90%	
Indonesia	596	548	↓ - 8%	43%	57%	
Brazil	590	271	↓ - 54%	56%	43%	
Morocco	572	765	↑ + 34%	100%	100%	
South Korea	444	584	↑ + 32%	54%	60%	

# TOP 10 Exporters

(Jan 2024 compared to Jan 2023)

## BUTTER + BUTTEROIL

Source : IHS Markit/GTA

Qty in Tonnes

	2 023	2 024		
New Zealand	41 466	43 055	↗	+ 4%
EU*	23 019	22 819	→	- 1%
United Kingdom HMRC	4 384	3 296	↓	- 25%
United States	4 283	2 926	↓	- 32%
Uruguay	1 496	1 171	↓	- 22%
India	1 206	3 496	↑	+ 190%
Argentina	1 047	600	↓	- 43%
Iran	844	1 307	↑	+ 55%
Ukraine	794	214	↓	- 73%
Australia	649	562	↓	- 13%

## W.M.P.

Source : IHS Markit/GTA

Qty in Tonnes

	2 023	2 024		
New Zealand	118 907	142 237	↑	+ 20%
EU*	17 206	20 024	↑	+ 16%
Uruguay	12 527	15 280	↑	+ 22%
Argentina	9 356	11 848	↑	+ 27%
Australia	2 527	3 609	↑	+ 43%
Singapore	1 974	4 899	↑	+ 148%
Paraguay	1 449	1 074	↓	- 26%
United States	1 123	1 195	↑	+ 6%
China	1 063	1 185	↑	+ 11%
Vietnam (BOL)	112	3 694	↑	

## S.M.P.

Source : IHS Markit/GTA

Qty in Tonnes

	2 023	2 024		
United States	68 211	58 658	↓	- 14%
EU*	61 922	57 945	↓	- 6%
New Zealand	49 852	57 162	↑	+ 15%
Australia	11 192	8 585	↓	- 23%
Iran	8 174	6 525	↓	- 20%
United Kingdom HMRC	4 287	4 391	↗	+ 2%
Uruguay	1 985	2 014	↗	+ 1%
Canada	1 637	1 792	↑	+ 9%
Argentina	1 042	2 438	↑	+ 134%
Ukraine	998	1 326	↑	+ 33%

## CHEESE

Source : IHS Markit/GTA

Qty in Tonnes

	2 023	2 024		
EU*	96 064	103 586	↑	+ 8%
New Zealand	34 726	29 577	↓	- 15%
United States	34 111	38 415	↑	+ 13%
United Kingdom HMRC	14 164	18 250	↑	+ 29%
Australia	7 391	10 590	↑	+ 43%
Bahrain	6 914	8 993	↑	+ 30%
Iran	6 696	8 806	↑	+ 32%
Switzerland	4 870	5 834	↑	+ 20%
Argentina	4 740	6 523	↑	+ 38%
Turkey	3 396	4 348	↑	+ 28%

# TOP 10 Exporters

(Jan 2024 compared to Jan 2023)

## WHEYPOWDER

Source : IHS Markit/GTA

Qty in Tonnes

	2 023	2 024		
EU*	53 954	52 971	👇	- 2%
United States	39 935	38 104	👇	- 5%
Canada	5 053	4 484	👇	- 11%
United Kingdom HMRC	3 460	4 807	👆	+ 39%
Australia	3 128	2 059	👇	- 34%
Argentina	2 976	2 520	👇	- 15%
New Zealand	2 014	2 701	👆	+ 34%
Chile	1 437	2 882	👆	+ 101%
Turkey	1 060	4 621	👆	
Uruguay	986	1 371	👆	+ 39%

## LACTOSE

Source : IHS Markit/GTA

Qty in Tonnes

	2 023	2 024		
United States	38 435	37 115	👇	- 3%
EU*	22 577	20 888	👇	- 7%
New Zealand	2 704	1 642	👇	- 39%
United Kingdom HMRC	1 486	2 543	👆	+ 71%
Turkey	1 119	492	👇	- 56%
Canada	795	896	👆	+ 13%
Australia	276	2 872	👆	
India	247	392	👆	+ 58%
China	149	36	👇	- 76%
South Africa	64	398	👆	

## CONDENSED

Source : IHS Markit/GTA

Qty in Tonnes

	2 023	2 024		
EU*	29 062	25 417	👇	- 13%
Saudi Arabia	10 921			no data 2024
United Kingdom HMRC	2 788	2 820	👆	+ 1%
South Africa	2 557	2 431	👇	- 5%
Australia	2 467	3 230	👆	+ 31%
Peru	1 826	2 165	👆	+ 19%
Bahrain	1 487	3 057	👆	+ 106%
Chile	1 441	2 546	👆	+ 77%
South Korea	1 418	1 828	👆	+ 29%
New Zealand	1 294	2 104	👆	+ 63%

## CASEIN(ATE)S

Source : IHS Markit/GTA

Qty in Tonnes

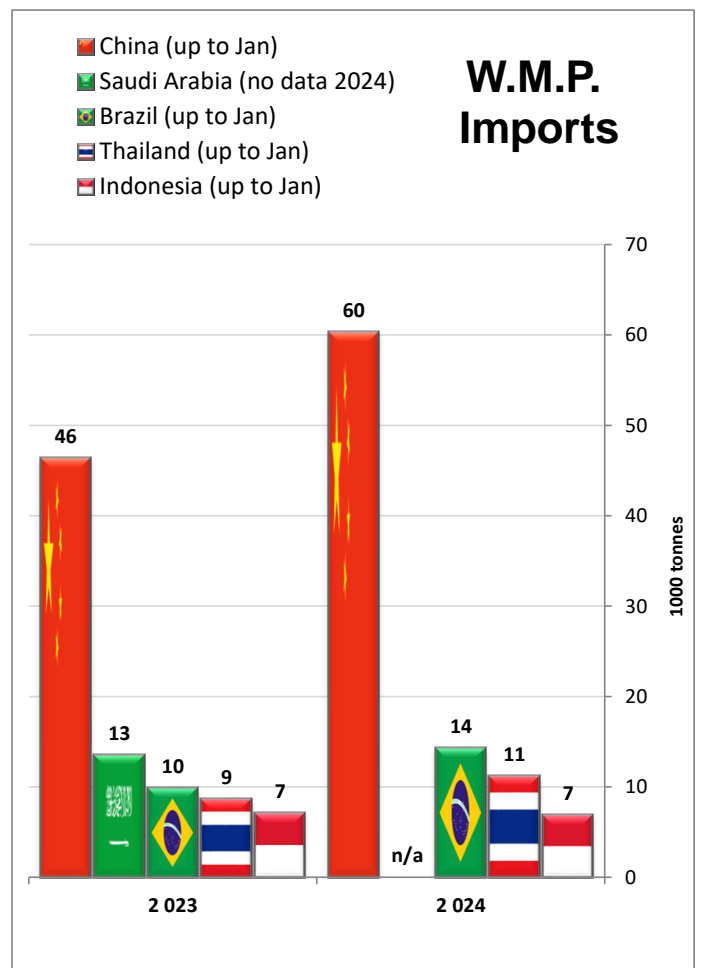
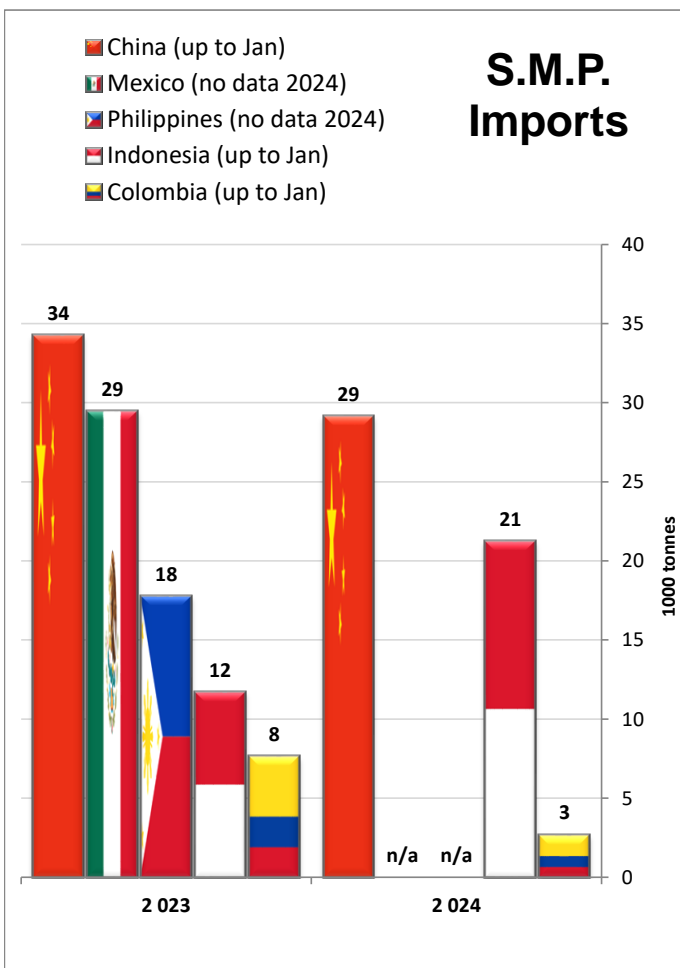
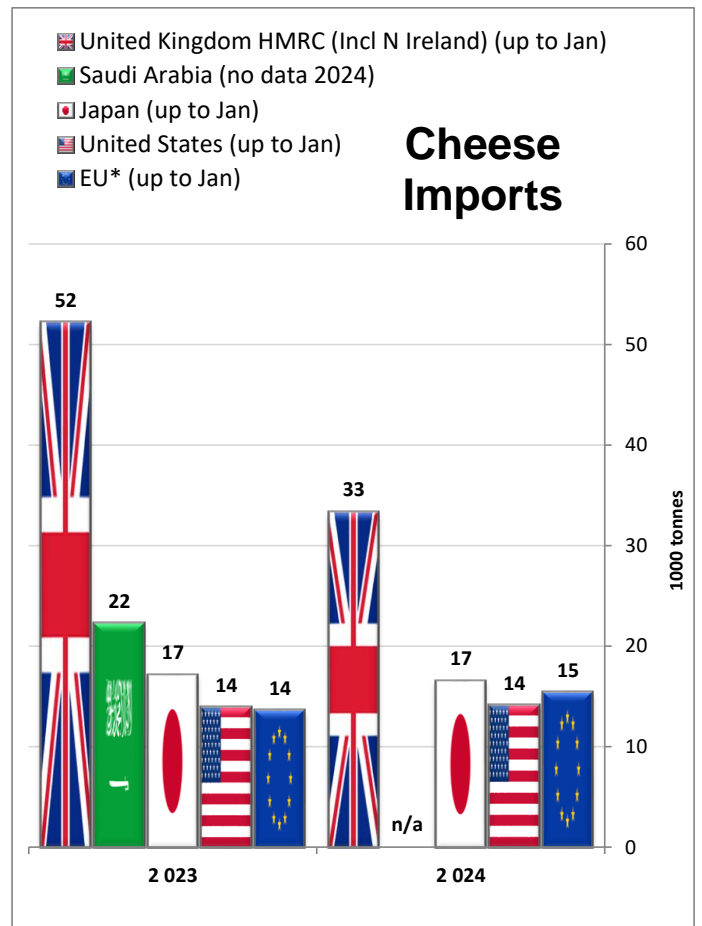
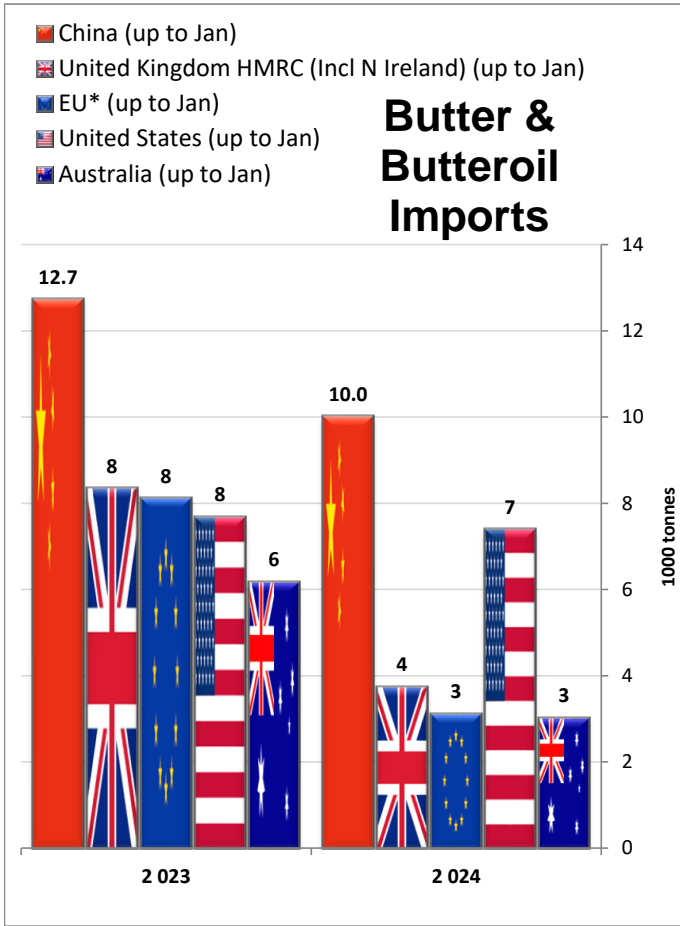
	2 023	2 024		
New Zealand	7 366	7 693	👆	+ 4%
EU*	5 155	5 767	👆	+ 12%
India	1 164	65	👇	- 94%
United States	356	637	👆	+ 79%
Ukraine	285	588	👆	+ 106%
Canada	281	2	👇	- 99%
Singapore	43	3	👇	- 92%
Australia	42	4	👇	- 91%
United Kingdom HMRC	37	16	👇	- 56%
China	16	47	👆	+ 195%

# MAIN Dairy Importers

Notice: EU trade figures include trade with UK - For confidentiality reasons, data for Mexico may be incomplete.

Source : IHS Markit/GTA - Eurostat(COMEXT)

Quantity in 1000 Tonnes

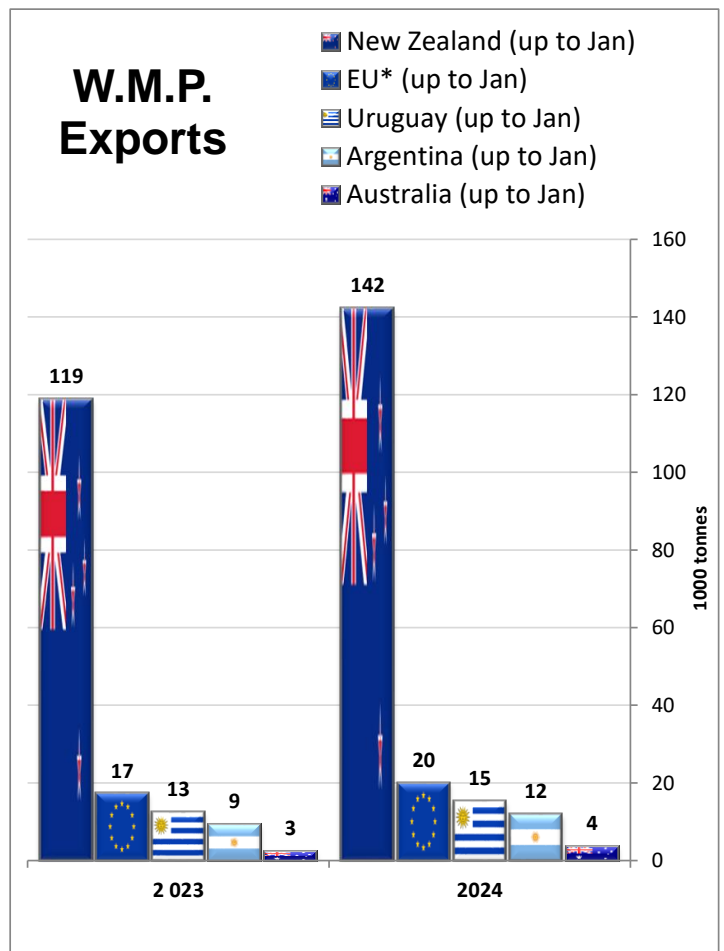
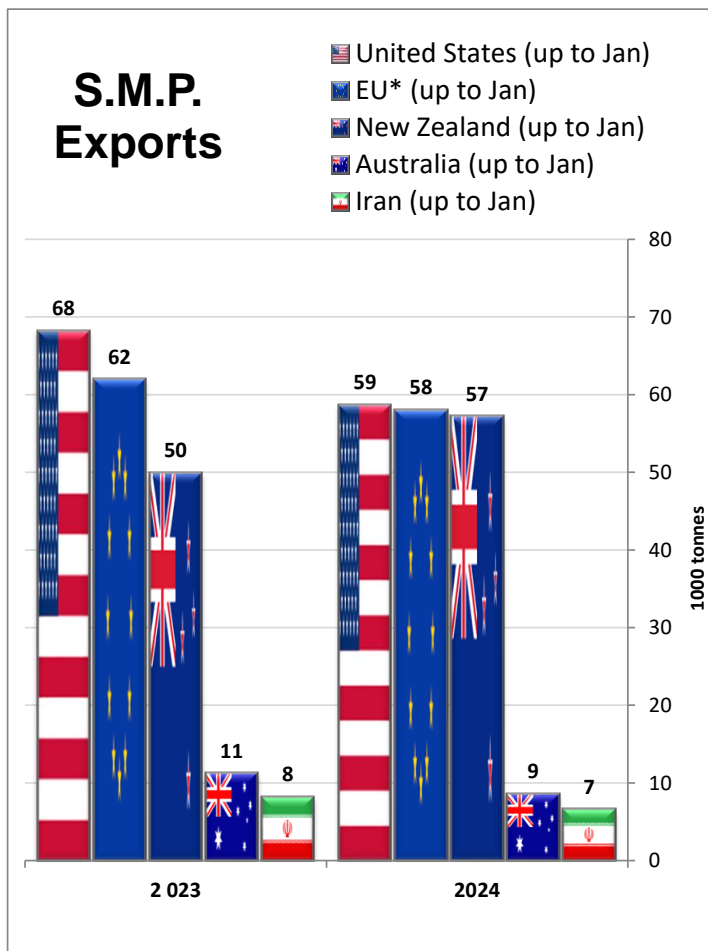
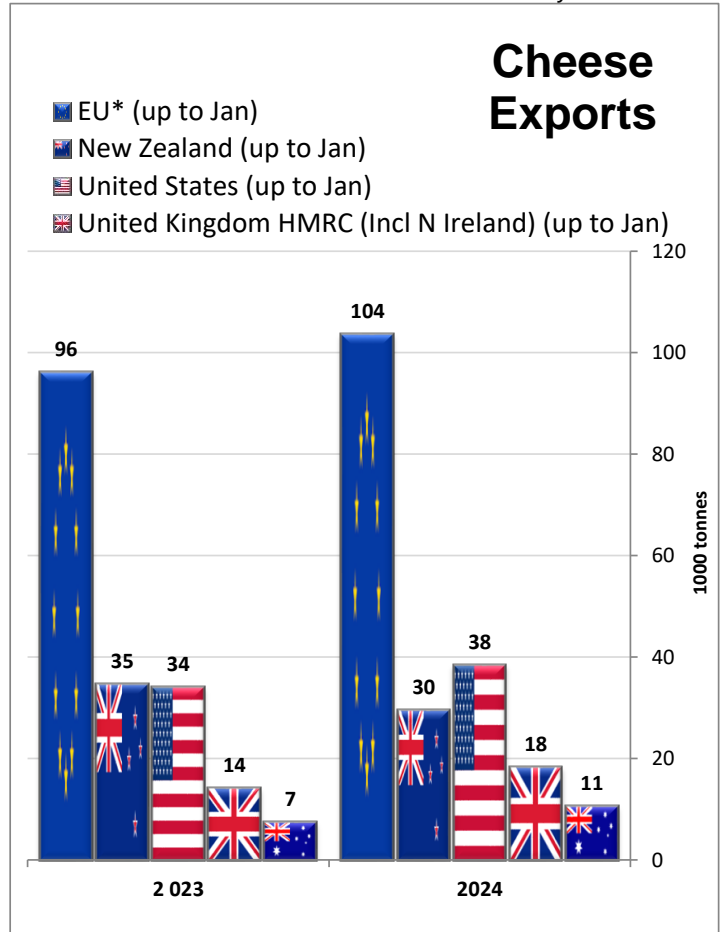
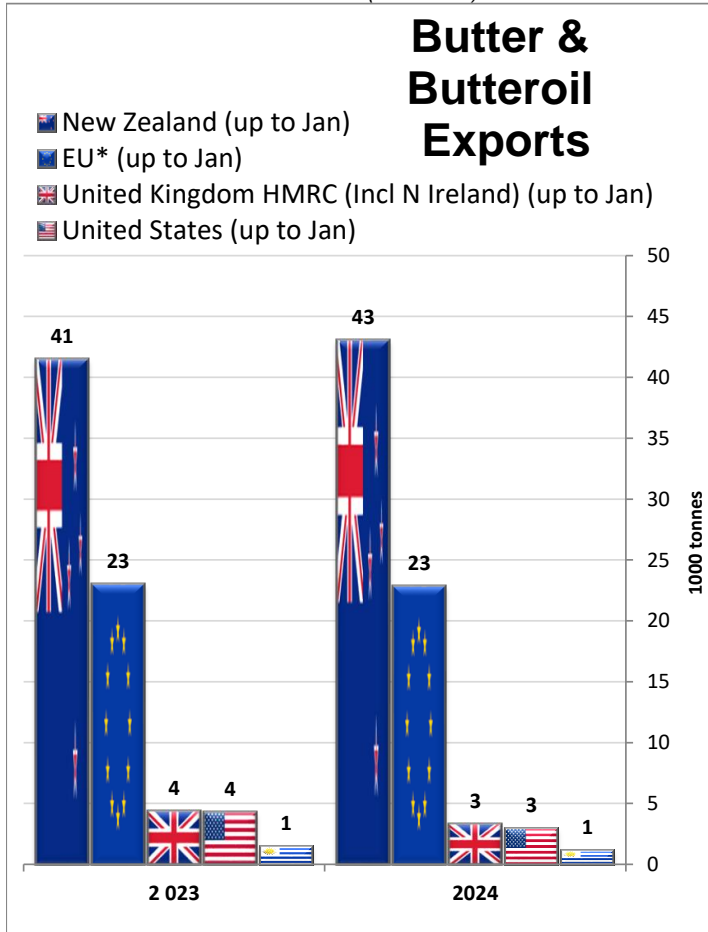


# MAIN Dairy Exporters

Notice: EU trade figures include trade with UK - For confidentiality reasons, data for Mexico may be incomplete.

Source : IHS Markit/GTA - Eurostat(COMEXT)

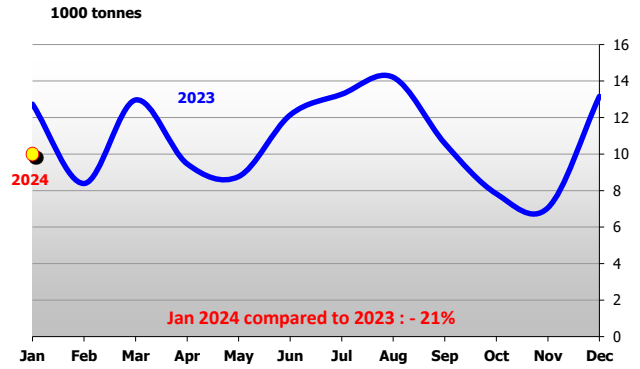
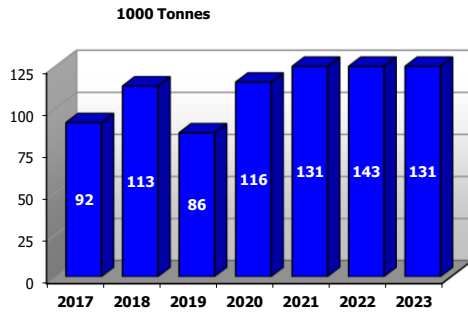
Quantity in 1000 Tonnes



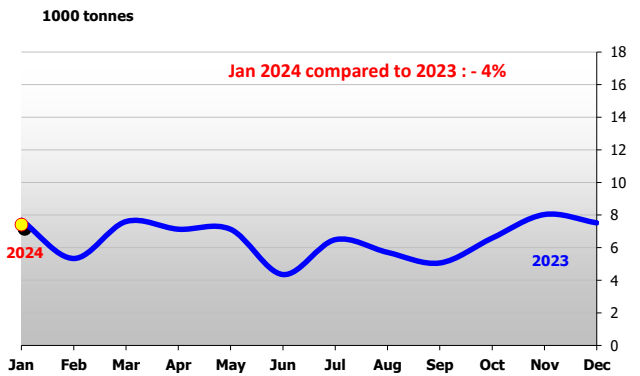
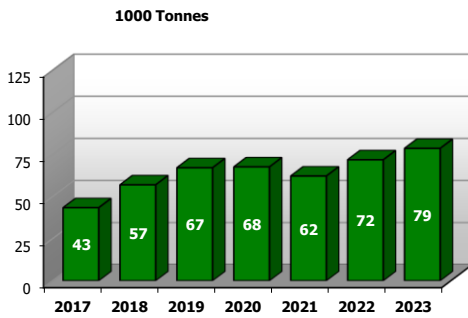
# Main IMPORTERS of BUTTER and BUTTEROIL

Rem: No data from Russia since February 2022

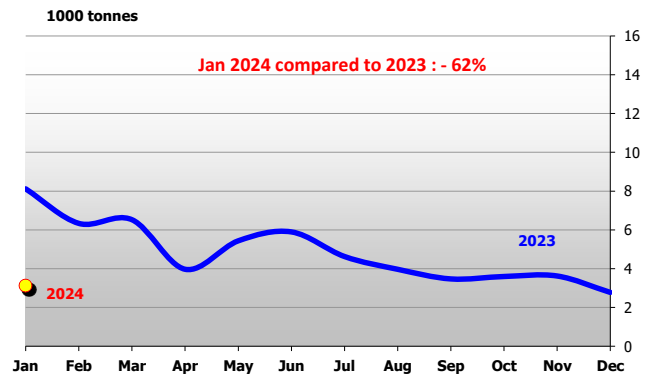
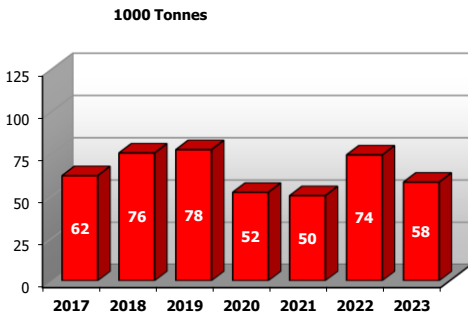
## China



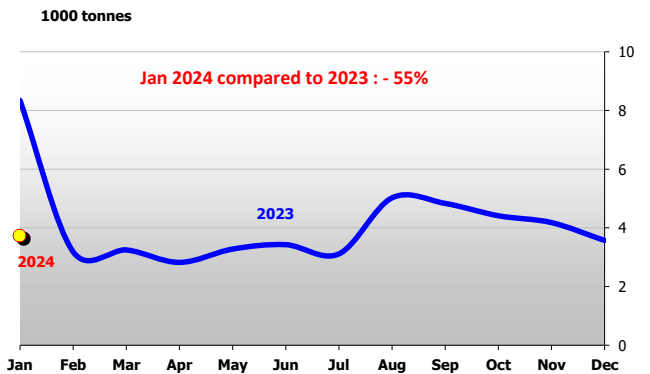
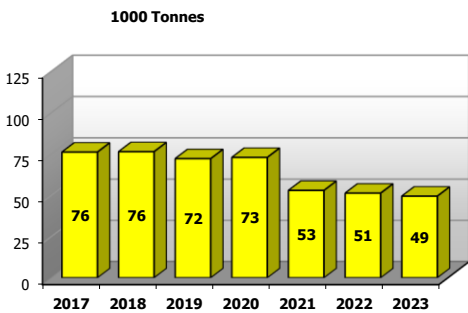
## United States



## EU\*



## United Kingdom

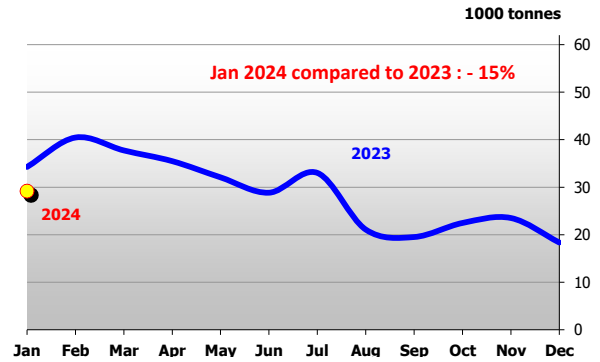
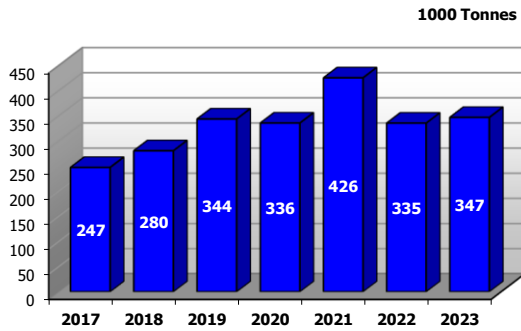


Source: IHS Markit/GTA - Eurostat(COMEXT)

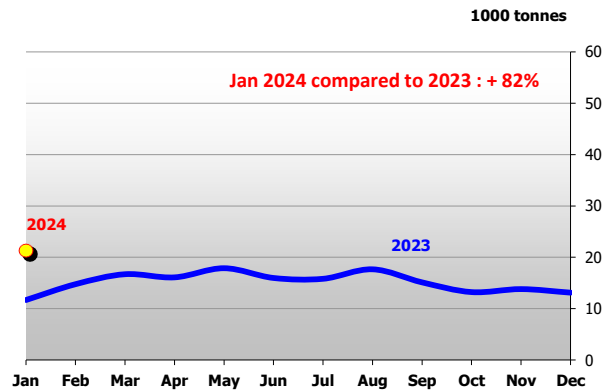
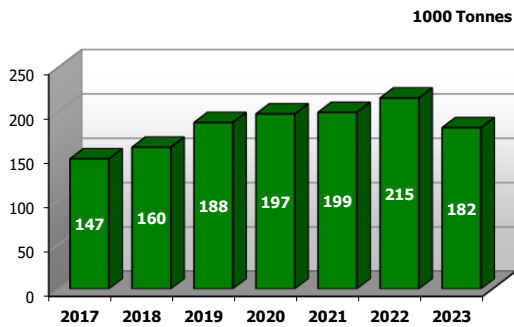
# Main IMPORTERS of S.M.P.

*Rem: for confidentiality reasons, trade data from Mexico are incomplete and therefore not presented here.*

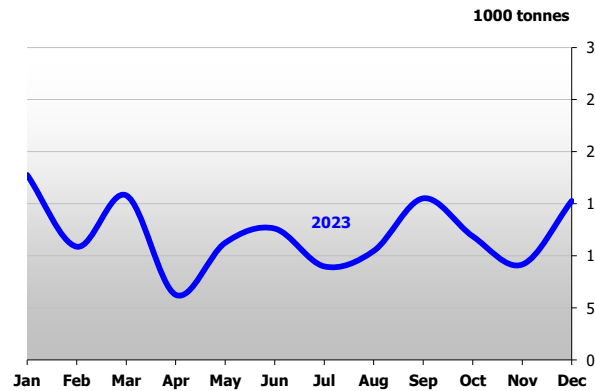
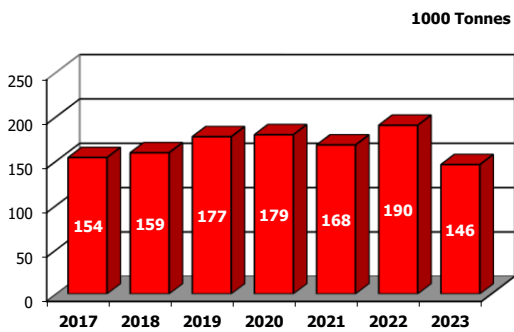
## China



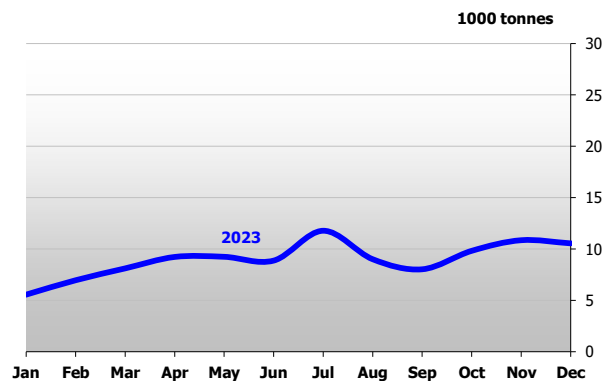
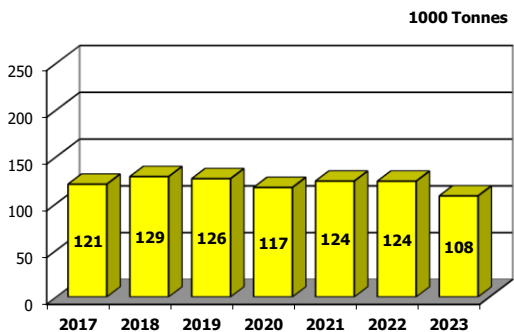
## Indonesia



## Philippines



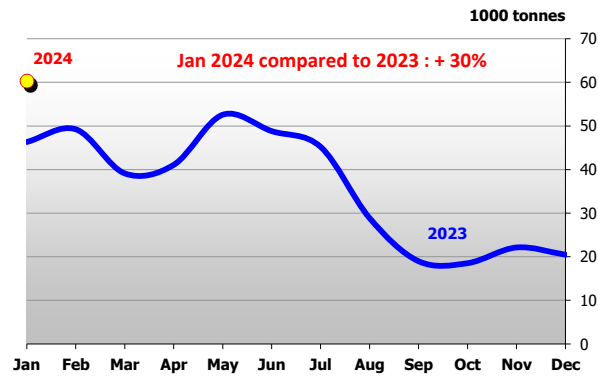
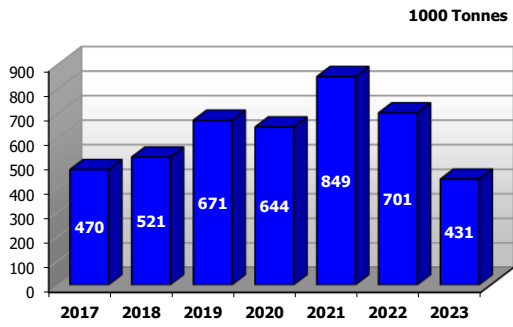
## Malaysia



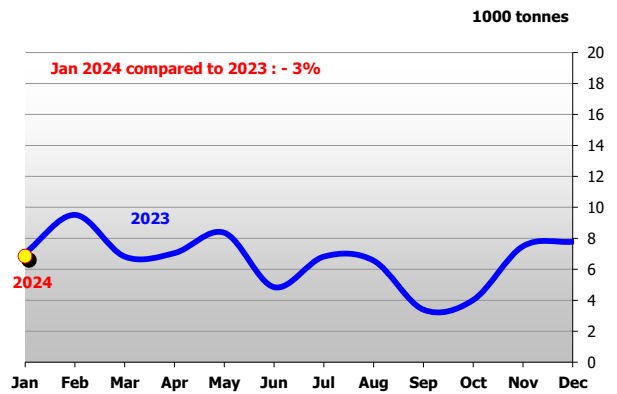
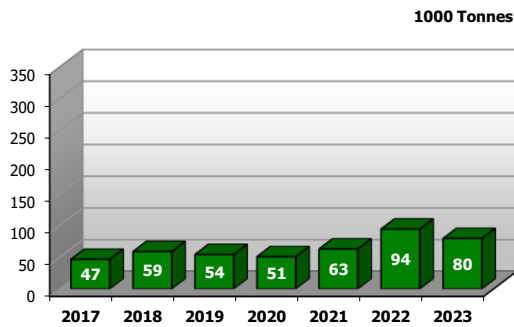


# Main IMPORTERS of W.M.P.

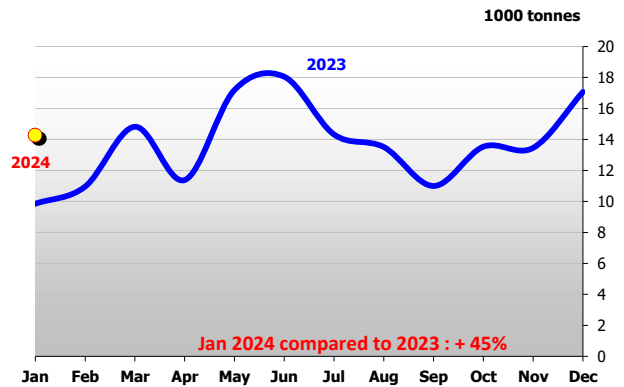
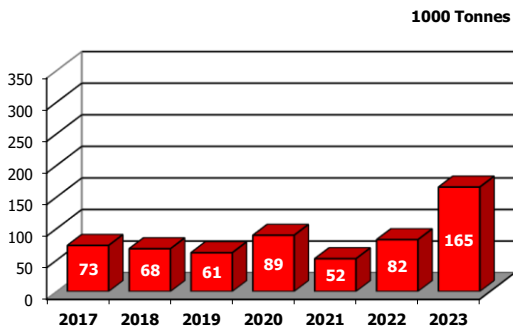
## China



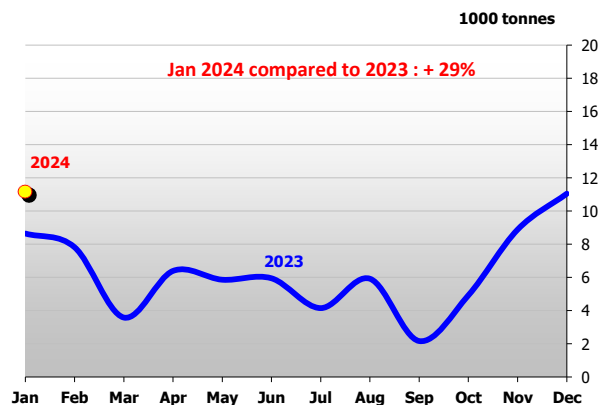
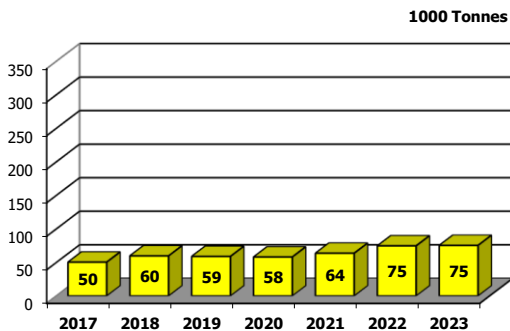
## Indonesia



## Brazil



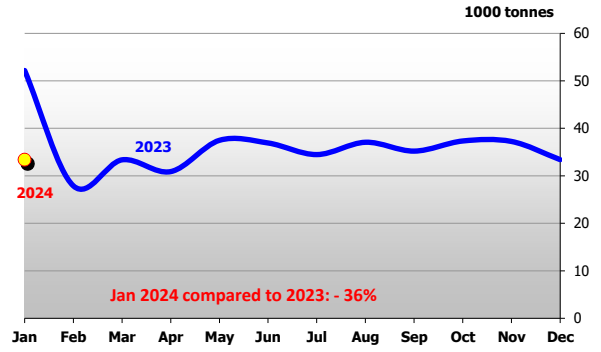
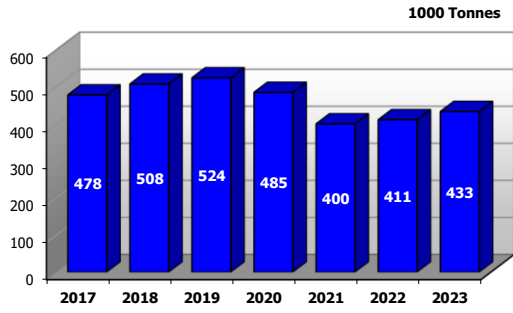
## Thailand



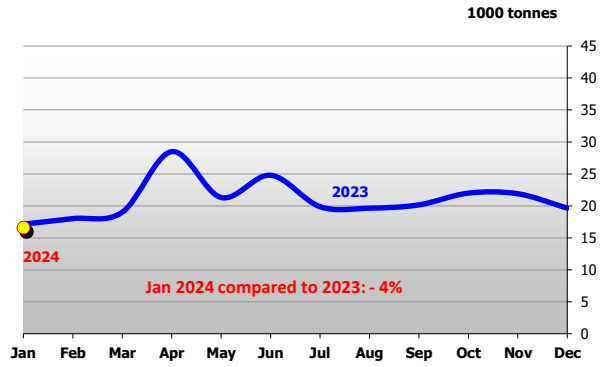
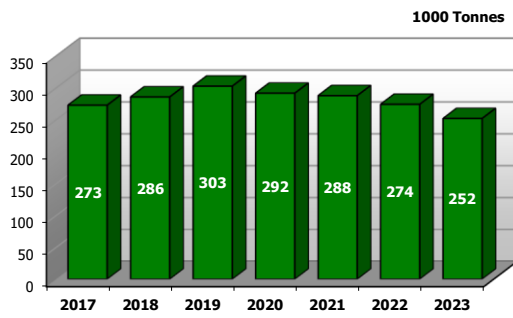
# Main IMPORTERS of CHEESE

Rem: No data from Russia since February 2022

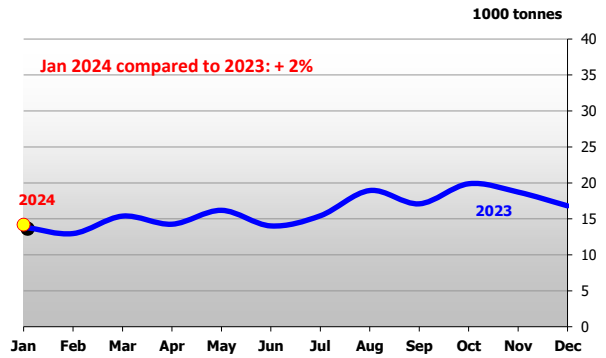
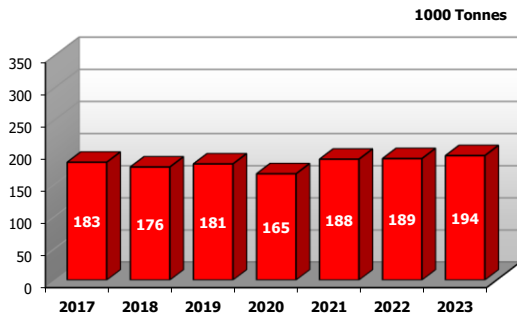
## United Kingdom



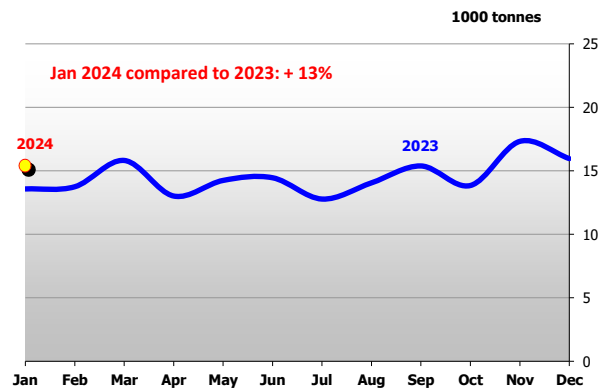
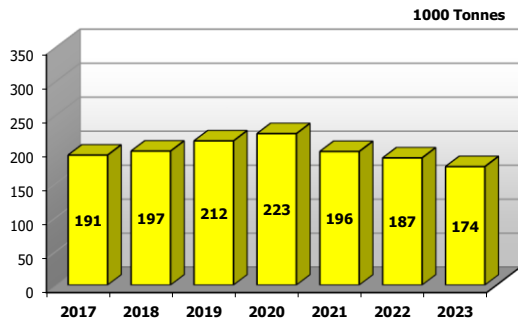
## Japan



## United States



## EU



Source: IHS Markit/GTA - Eurostat(COMEXT)