



WORLD SUGAR

SUGAR MARKET OBSERVATORY
12 MAY 2022

WORLD SUGAR BALANCE

SURPLUS IN VIEW

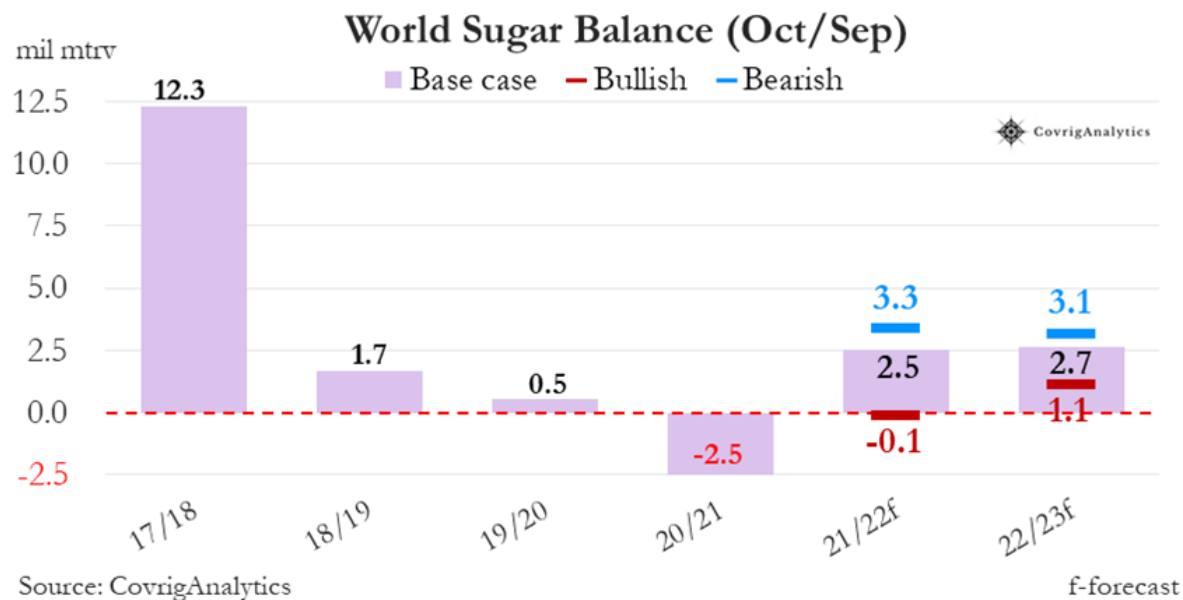
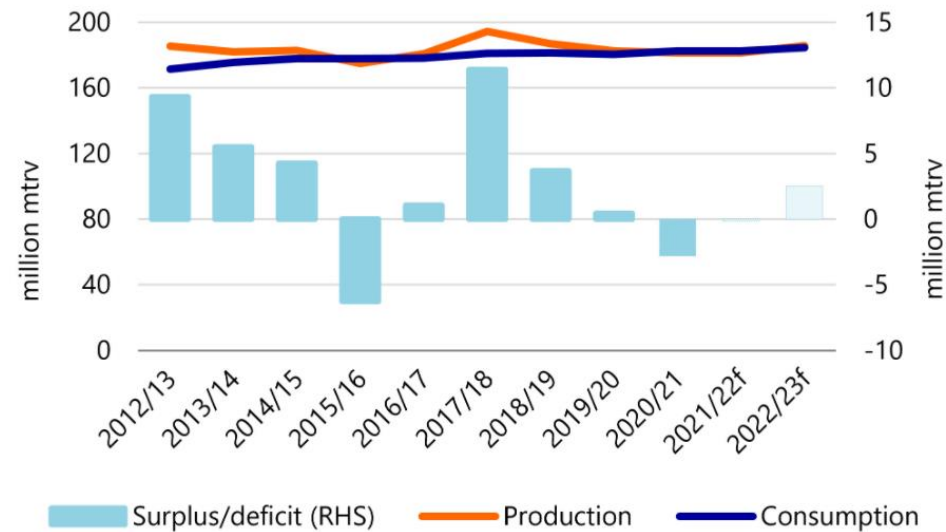


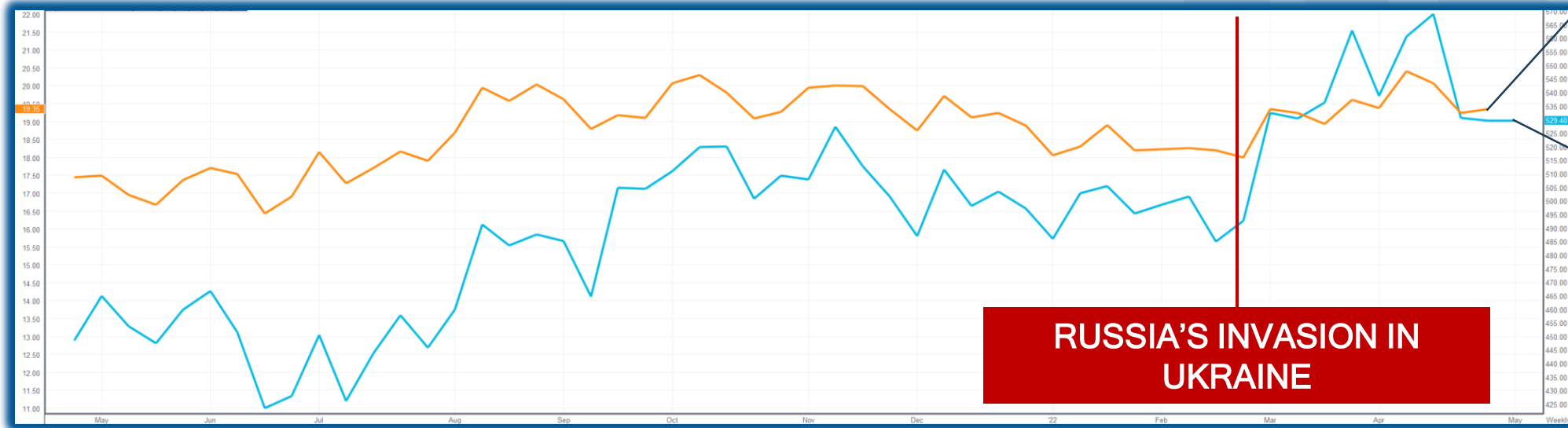
Figure 1: Global supply/demand balance, 2012/13-2022/23f



Source: Rabobank 2022

INDIA & THAILAND
BRIDGING THE SUPPLY GAP

RAW & WHITE PRICES 2021/22 (@29.04.2022)



RUSSIA'S INVASION IN UKRAINE

19.35 c/lb

529.4 USD/to



1.056
USD/EUR

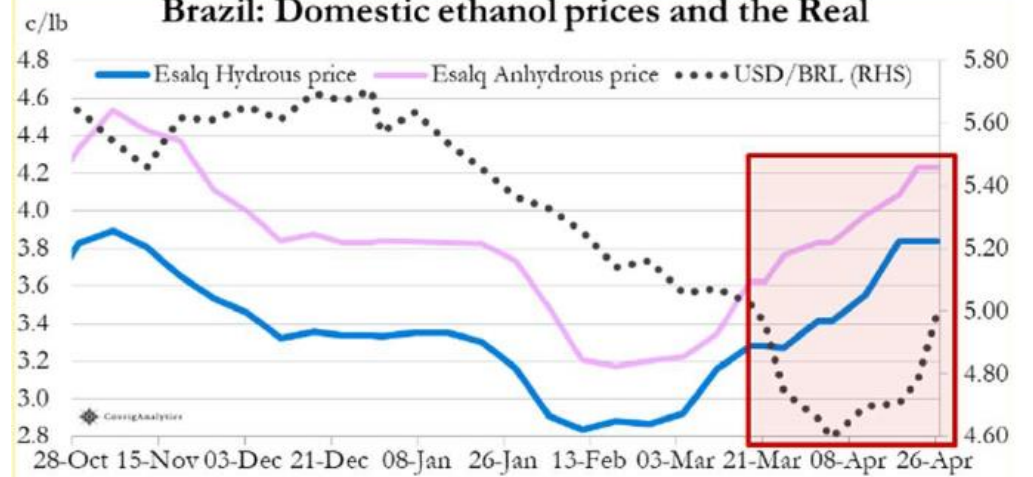
Oil Price Surges to Highest since 2008

Daily price per barrel of Brent crude oil (in USD)




Source: investing.com

Brazil: Domestic ethanol prices and the Real



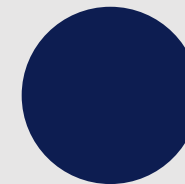
INDIA



INDIAN PRODUCTION 2021/22:

33 MILLION TONS (@15.04)
(+3.8 MILLION Y.O.Y.)


EST. TOTAL PRODUCTION
OCT'21/SEPT'22: 35 MILLION
TONS



INDIAN EXPORTS 2021/22:

EST. > 9 MILLION TONS
(+1.9 Y.O.Y.)

BRAZIL

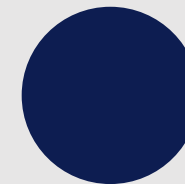


BRAZIL C/S 2021/22 PRODUCTION
17% LOWERY.O.Y.
(32 MILLION TONS)

2022/23 SEASON DELAYED:


@1ST H APRIL'22: MINUS 70%
Y.O.Y.

SUGAR/ETHANOL RATIO: <45%(?)




BRAZIL'S EXPORTS 2021/22:
23.5 MILLION TONS
(DOWN 18.4% Y.O.Y.)

THAILAND



PRODUCTION 2021/22
+40% Y.O.Y.
(10.3 MILLION TONS)

EXPECTATION 2022/23:
>11.00 MILLION TONS



THAI'S EXPORTS 2021/22

ESTIMATED 8-10 MILLION TONS

FIRST FOUR MONTHS
2.6 MILLION TONS (+137% Y.O.Y)

OTHER SUGAR PRODUCERS

MEXICO



Production 2021/22 est.: 6.15 million tons
(less acreage but better yields)

Exports 2021/22 (est): 1.95 million tons (0.9 million to US)

Expected exports 2022/23: 1.96 million tons

Production 2021/22: 17.2 million tons

Exports 2021/22 (est): 0.6 million tons

Forecast 2022/23: +9% y.o.y. (18.8 million tons)

Expected exports 2022/23: +18% (0.7 million tons)



SOUTH AFRICA

RUSSIA & UKRAINE

UKRAINE 2022/23



- Ukraine beet planted on 150,000 – 160,000 ha
=> est.1 million tons of WS (if e.g.w.)
(last year 218,000 ha; est. prod 1.4 million tons)
- Consumption: < 1.2 million tons
(>5 million refugees @April'22)

- Beet acreage 2022 expected to increase to 1. 07 million ha (+7% y.o.y.)
- Russia's sugar production might rise to 6.5-7 mil tons
(+ 0.4 – 0.9 million tons y.o.y.)



RUSSIA 2022/23

MACRO ENVIRONMENT

- GEOPOLITICAL TURMOIL
- ECONOMIC AND TRADE SANCTIONS
- COVID STILL AFFECTING CHINA
- POST COVID RECOVERY

EFFECTS:

- CRUDE OIL DEMAND
- INCREASE OF PRICES/INFLATION
- AGGRESSIVE MONETARY POLICY US
- LOCKDOWN CHINA
- DAMPENING EFFECT ON COMMODITY PRICES
- COMMODITY SUPPLY AT RISK / POSSIBLE DISRUPTIONS
- ANOTHER PERIOD OF FREIGHT VOLATILITY
- NATIONALISTIC FOOD SECURITY MEASURES (e.g.Algeria)





ASSUC

THANK YOU



INFO@ASSUC.EU



WWW.ASSUC.EU

Where not mentioned, sources used in this presentation: ED&F Man Research, USDA Reports. Rabobank, Covrig Analytics, UNICA, ICE