

## ANNEXES

### **General**

1. EAGF budgetary procedure for 2010
2. Part of ex-EAGGF-Guarantee & EAGF budget in the EU budget, 2004 to 2010

### **Cash position and management of appropriations**

3. Summary of outturn for 2010
4. Monthly reimbursements to Member States in the 2010 financial year
5. Direct payments by the European Commission in the 2010 financial year. Part I (Diff.Appr.)
6. Direct payments by the European Comm. in the 2010 financial year. Part II (Non-Diff. Appr.)

### **Budget outturn**

7. EAGF 2010 Analysis of Budget execution – Part I: Summary Table
8. EAGF 2010 Analysis of Budget execution – Part II: Detailed Table
9. EAGF 2010 Analysis of execution of Assigned revenue C4
10. EAGF 2010 Analysis of execution of Assigned revenue C5
11. EAGF 2010 Veterinary & Plant Health measures. Budget execution financed by EAGF
12. EAGF 2010 Veterinary & Plant Health measures. Budget execution by MS financed by EAGF
13. EAGF 2010 Expenditure for Direct aids by measure and by Member State
14. EAGF 2010 Expenditure for Export refunds by Member State
15. EAGF 2010 Expenditure for Intervention in storage
16. EAGF 2010 Expenditure by Item and by Member State
17. EAGF 2010 Breakdown expenditure
18. EAGF 2010 Expenditure by sector according to the economic nature of the measures
19. EAGF 2010 Quantity & value of products in public intervention stores of the intervention ag.
20. Evolution of EAGF Expenditure by Article. Financial years 2007 to 2010
21. Evolution of EAGF Expenditure by sector and type of action. Financial years 2007 to 2010
22. Evolution of EAGF Expenditure by sector. Summary table. Financial years 2007 to 2010
23. Evolution of EAGF Expenditure by sector and in % terms. Financial years 2004 to 2010
24. Evolution of EAGF Expenditure by Member State & in % terms. Financial years 2003 to 2010
25. Evolution of EAGF Direct aids expenditure by measure. Financial years 2007 to 2010
26. Evolution of EAGF Direct aids expenditure by sector. Financial years 2007 to 2010
27. Evolution of EAGF Direct aids expenditure by article. Financial years 2007 to 2010
28. Evolution of EAGF Total Direct aids expenditure. Financial years 2003 to 2010
29. Evolution of EAGF Export refunds expenditure by sector. Financial years 2003 to 2010
30. Evolution of EAGF Export refunds expenditure by MS. Financial years 2005 to 2010
31. Evolution of EAGF Storage expenditure. Analytical table. Financial years 2003 to 2010
32. Evolution of EAGF Breakdown expenditure. Financial years 2005 to 2010
33. EAGF 2010 Expenditure. Details by item and by Member State

### **Clearance of accounts**

34. Appeals against Clearance of Accounts Decisions pending on 15 october 2010.
  35. Financial corrections (Decisions 1 - 33) by Decision and financial year
-

ANNEX 1  
 EAGF Budgetary procedure for 2010

In EUR Million

Title	Chapter	Article	Heading	PDB		DB****		DB		Amending Letter		Council second reading		BUDGET	
				CA-	PA-	CA-	PA-	CA-	PA-	CA-	PA-	CA-	PA-	CA-	PA-
<b>05</b>	<b>01</b>		<b>MANAGEMENT AND SUPPORT EXPENDITURE OF POLICY AREA AGRICULTURE AND RURAL DEVELOPMENT</b>	<b>9,02</b>	<b>9,02</b>	<b>8,02</b>	<b>8,02</b>	<b>9,02</b>	<b>9,02</b>	<b>9,02</b>	<b>9,02</b>	<b>9,02</b>	<b>9,02</b>	<b>9,02</b>	<b>9,02</b>
05	01	04	Support expenditure for operations of Policy Area Agriculture (1)	9,02	9,02	8,02	8,02	9,02	9,02	9,02	9,02	9,02	9,02	9,02	9,02
<b>05</b>	<b>02</b>		<b>INTERVENTIONS IN AGRICULTURAL MARKETS</b>	<b>4.041,91</b>	<b>4.042,63</b>	<b>3.923,14</b>	<b>3.923,86</b>	<b>4.386,91</b>	<b>4.387,63</b>	<b>4.395,31</b>	<b>4.396,03</b>	<b>4.395,31</b>	<b>4.396,03</b>	<b>4.395,31</b>	<b>4.396,03</b>
05	02	01	Cereals	86,10	86,10	81,09	81,09	86,10	86,10	115,10	115,10	115,10	115,10	115,10	115,10
05	02	02	Rice	0,00	0,00	0,00	0,00	0,00	0,00	0,00	0,00	0,00	0,00	0,00	0,00
05	02	03	Refunds on non-Annex 1 products	93,00	93,00	83,00	83,00	93,00	93,00	114,00	114,00	114,00	114,00	114,00	114,00
05	02	04	Food programmes	500,10	500,10	500,10	500,10	515,10	515,10	500,10	500,10	500,10	500,10	500,10	500,10
05	02	05	Sugar	10,50	10,50	10,49	10,49	10,50	10,50	1,50	1,50	1,50	1,50	1,50	1,50
05	02	06	Olive oil	48,50	48,50	48,49	48,49	48,50	48,50	57,50	57,50	57,50	57,50	57,50	57,50
05	02	07	Textile plants	29,00	29,00	28,00	28,00	29,00	29,00	30,00	30,00	30,00	30,00	30,00	30,00
05	02	08	Fruit and vegetables (2)	720,10	720,10	686,09	686,09	735,10	735,10	720,10	720,10	720,10	720,10	720,10	720,10
05	02	09	Products of wine-growing sector	1.335,00	1.335,00	1.276,01	1.276,01	1.335,00	1.335,00	1.338,30	1.338,30	1.338,30	1.338,30	1.338,30	1.338,30
05	02	10	Promotion	57,21	57,93	51,21	51,93	57,21	57,93	57,21	57,93	57,21	57,93	57,21	57,93
05	02	11	Other plant products/measures	372,20	372,20	372,20	372,20	372,20	372,20	356,20	356,20	356,20	356,20	356,20	356,20
05	02	12	Milk and milk products	619,00	619,00	619,00	619,00	934,00	934,00	943,10	943,10	943,10	943,10	943,10	943,10
05	02	13	Beef and veal	35,10	35,10	33,10	33,10	35,10	35,10	26,10	26,10	26,10	26,10	26,10	26,10
05	02	14	Sheepmeat and goatmeat	0,00	0,00	0,00	0,00	0,00	0,00	0,00	0,00	0,00	0,00	0,00	0,00
05	02	15	Pigmeat, eggs and poultry, bee-keeping and other animal products	136,10	136,10	134,35	134,35	136,10	136,10	136,10	136,10	136,10	136,10	136,10	136,10
<b>05</b>	<b>03</b>		<b>DIRECT AIDS</b>	<b>39.325,50</b>	<b>39.325,50</b>	<b>39.325,50</b>	<b>39.325,50</b>	<b>39.325,50</b>	<b>39.325,50</b>	<b>39.273,00</b>	<b>39.273,00</b>	<b>39.273,00</b>	<b>39.273,00</b>	<b>39.273,00</b>	<b>39.273,00</b>
05	03	01	Decoupled direct aids (3)	33.374,00	33.374,00	33.374,00	33.374,00	33.374,00	33.374,00	33.272,00	33.272,00	33.272,00	33.272,00	33.272,00	33.272,00
05	03	02	Other direct aids	5.951,50	5.951,50	5.951,50	5.951,50	5.951,50	5.951,50	5.995,00	5.995,00	5.995,00	5.995,00	5.995,00	5.995,00
05	03	03	Additional amounts of aid	0,00	0,00	0,00	0,00	0,00	0,00	6,00	6,00	6,00	6,00	6,00	6,00
<b>05</b>	<b>04</b>		<b>RURAL DEVELOPMENT (3)</b>	<b>0,00</b>	<b>219,40</b>	<b>0,00</b>	<b>218,60</b>	<b>0,00</b>	<b>219,40</b>	<b>0,00</b>	<b>219,30</b>	<b>0,00</b>	<b>219,30</b>	<b>0,00</b>	<b>219,30</b>
05	04	01	Rural development financed by the EAGGF-Guarantee section - Programming period 2000-2006 (4)	0,00	0,00	0,00	0,00	0,00	0,00	0,00	0,00	0,00	0,00	0,00	0,00
05	04	03	Plant and animal genetic resources - Completion of earlier measures	0,00	2,80	0,00	2,00	0,00	2,80	0,00	2,70	0,00	2,70	0,00	2,70
05	04	04	TRDI by the EAGGF Guarantee Section for the new Member States (5)	0,00	216,60	0,00	216,60	0,00	216,60	0,00	216,60	0,00	216,60	0,00	216,60
<b>05</b>	<b>07</b>		<b>AUDIT OF AGRICULTURAL EXPENDITURE</b>	<b>-73,50</b>	<b>-73,50</b>	<b>-303,50</b>	<b>-303,50</b>	<b>-73,50</b>	<b>-73,50</b>	<b>-70,50</b>	<b>-70,50</b>	<b>-300,50</b>	<b>-300,50</b>	<b>-300,50</b>	<b>-300,50</b>
05	07	01	Control of agricultural expenditure (6)	-73,50	-73,50	-303,50	-303,50	-73,50	-73,50	-73,50	-73,50	-303,50	-303,50	-303,50	-303,50
05	07	02	Settlement of disputes	0,00	0,00	0,00	0,00	0,00	0,00	3,00	3,00	3,00	3,00	3,00	3,00
<b>05</b>	<b>08</b>		<b>POLICY STRATEGY AND COORDINATION OF POLICY AREA AGRICULTURE &amp; RURAL DEVELOPMENT</b>	<b>40,59</b>	<b>36,27</b>	<b>38,54</b>	<b>34,22</b>	<b>40,59</b>	<b>36,27</b>	<b>40,59</b>	<b>36,27</b>	<b>40,59</b>	<b>36,27</b>	<b>40,59</b>	<b>36,27</b>
05	08	01	Farm Accountancy Data Network (FADN)	13,98	13,62	13,98	13,62	13,98	13,62	13,98	13,62	13,98	13,62	13,98	13,62
05	08	02	Surveys on the structure of agricultural holdings	15,10	10,85	15,10	10,85	15,10	10,85	15,10	10,85	15,10	10,85	15,10	10,85
05	08	03	Restructuring of systems for agricultural surveys	1,46	1,75	1,46	1,75	1,46	1,75	1,46	1,75	1,46	1,75	1,46	1,75
05	08	06	Enhancing public awareness of the common agricultural policy	8,00	8,00	7,00	7,00	8,00	8,00	8,00	8,00	8,00	8,00	8,00	8,00
05	08	09	EAGF - Operational technical assistance	2,05	2,05	1,00	1,00	2,05	2,05	2,05	2,05	2,05	2,05	2,05	2,05
EAGF under policy area 05 (Agriculture and rural development)				<b>43.343,52</b>	<b>43.559,32</b>	<b>42.991,70</b>	<b>43.206,70</b>	<b>43.688,52</b>	<b>43.904,32</b>	<b>43.647,42</b>	<b>43.863,12</b>	<b>43.417,42</b>	<b>43.633,12</b>	<b>43.417,42</b>	<b>43.633,12</b>
EAGF under policy area 11 (Maritime affairs and fisheries)				<b>29,50</b>	<b>30,00</b>	<b>27,40</b>	<b>29,90</b>	<b>29,50</b>	<b>30,00</b>	<b>30,50</b>	<b>31,00</b>	<b>30,50</b>	<b>31,00</b>	<b>30,50</b>	<b>31,00</b>
EAGF under policy area 17 (Health and consumer protection)				<b>371,91</b>	<b>253,71</b>	<b>370,89</b>	<b>250,69</b>	<b>371,89</b>	<b>253,69</b>	<b>371,91</b>	<b>253,71</b>	<b>370,89</b>	<b>250,69</b>	<b>371,89</b>	<b>253,69</b>
<b>TOTAL 2010 EAGF APPROPRIATIONS (7)</b>				<b>43.744,93</b>	<b>43.843,03</b>	<b>43.389,98</b>	<b>43.487,29</b>	<b>44.089,90</b>	<b>44.188,01</b>	<b>44.049,83</b>	<b>44.147,83</b>	<b>43.818,80</b>	<b>43.914,81</b>	<b>43.819,80</b>	<b>43.917,81</b>
05	02	16	Sugar Restructuring Fund	pm	pm	pm	pm	pm	pm	pm	pm	pm	pm	pm	pm
<b>TOTAL 2010 APPROPRIATIONS (7)</b>				<b>43.744,93</b>	<b>43.843,03</b>	<b>43.389,98</b>	<b>43.487,29</b>	<b>44.089,90</b>	<b>44.188,01</b>	<b>44.049,83</b>	<b>44.147,83</b>	<b>43.818,80</b>	<b>43.914,81</b>	<b>43.819,80</b>	<b>43.917,81</b>

(1) The budget item concerning EAGF is 05 01 04 01.

(2) Preliminary Draft Budget PDB: Additional needs, to be covered by assigned revenue: estimated at€ 160 mio. Amending Letter AL: Additional needs, to be covered by assigned revenue estimated at 222 mio.

(3) Preliminary Draft Budget PDB: Additional needs, to be covered by assigned revenue: estimated at€ 595 mio. Amending Letter AL: Additional needs, to be covered by assigned revenue estimated at 700 mio.

(4) RURAL DEVELOPMENT financed by the ex-European Agricultural Guidance and Guarantee Fund-Guarantee section (EAGGF) - Programming period 2000-2006

(5) Transitional instrument for the financing of rural development by ex-EAGGF Guarantee Section for the new Member States - Completion of programmes 2004-2006

(6) Control of agricultural expenditure: Article 05 07 01, except items 05 07 01 10 and 05 07 01 11.

(7) Reserves included

\* CA : Commitment Appropriations

\*\* PA: Payment Appropriations

\*\*\* PDB : Preliminary Draft Budget

\*\*\*\* DB: Draft Budget

\*\*\*\*\* EP: European Parliament

**ANNEX 2**

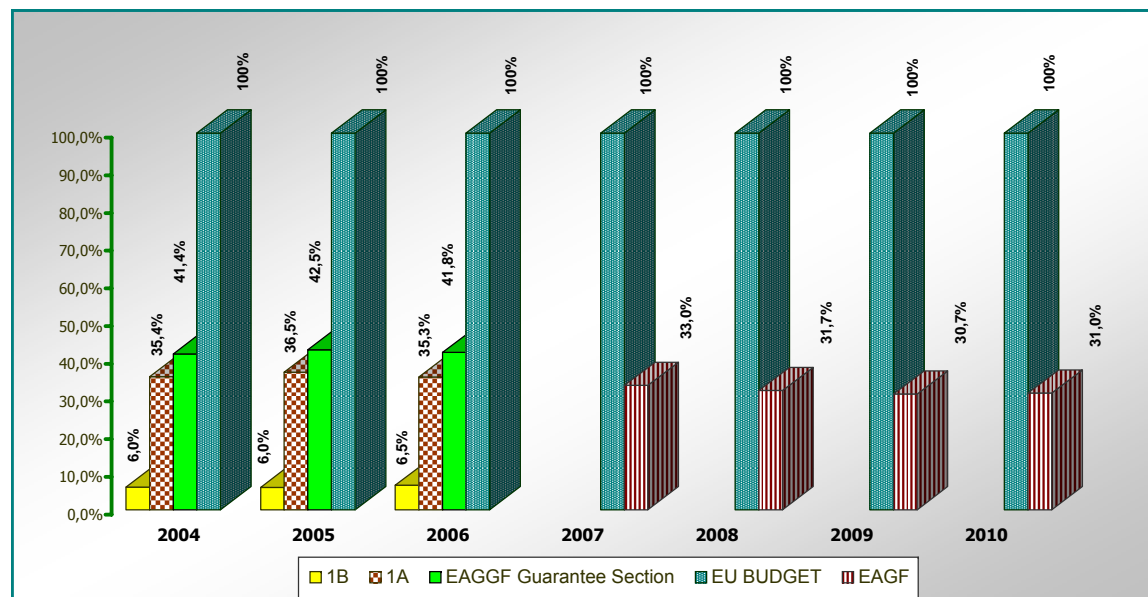
**PART OF THE EUROPEAN AGRICULTURAL GUARANTEE FUND - EAGF IN THE EU (Commission) BUDGET  
 2004 to 2010 FINANCIAL YEARS (\*)**

**Commitment Appropriations**

BUDGET YEAR	2004	2005	2006	2007	2008	2009	2010
<b>European Union BUDGET**</b>	100%	100%	100%	100%	100%	100%	100%
<b>European Agricultural Guidance and Guarantee Fund - Guarantee Section</b>	<b>41,4%</b>	<b>42,5%</b>	<b>41,8%</b>				
of which 1A	35,4%	36,5%	35,3%				
of which 1B	6,0%	6,0%	6,5%				
<b>European Agricultural Guarantee Fund</b>				<b>33,0%</b>	<b>31,7%</b>	<b>30,7%</b>	<b>31,0%</b>

(\*) Financial years 2004 to 2006: European Agricultural Guidance and Guarantee Fund-Guarantee Section (EAGGF). Financial years 2007 to 2010: European Agricultural Guarantee Fund (EAGF).

(\*\*) Commission Budget of the European Union Budget



Annex 3  
 Summary of outturn for 2010

EAGF -  
 BUDGET

In EUR

Expenditure section of budget (1)	Commitment appropriations	Payment appropriations	Revenue section of budget (AR) (2)	Estimates
<b>1. Initial appropriations for EAGF</b>	<b>43.819.801.768,00</b>	<b>43.917.807.586,00</b>	1. Conformity clearance	600.000.000,00
2. Amending budget	0,00	0,00	2. Irregularities	91.000.000,00
3a. Of which appropriations for shared management (excluding TRDI EU 10) (3)	43.360.100.000,00	43.360.100.000,00	3. Superlevy from milk producers	98.000.000,00
3b. Of which appropriations for centralised direct payments (4)	459.701.768,00	341.107.586,00	4. Temporary restructuring amounts for sugar sector (5)	607.000.000,00
3c. Of which appropriations for TRDI EU 10	0,00	216.600.000,00	<b>Total forecasted assigned revenue</b>	<b>1.396.000.000,00</b>
<b>4. Transfer to / out of EAGF in the year</b>	<b>-83.529,00</b>	<b>45.666.471,00</b>	(1) Appropriations entered in the 2010 budget taking into account the assigned revenue to be collected in 2010 and the one carried over from 2009 to 2010 in accordance with Article 10 of the Council Regulation (EC) No 1605/2002	
<b>5. Final appropriations for EAGF of which</b>	<b>43.819.718.239,00</b>	<b>43.963.474.057,00</b>	(2) AR: Assigned revenue. There are no amounts of revenue entered on the revenue line (p.m.), but the forecast amount is indicated in the budget comments	
5a. Appropriations for shared management (excluding TRDI EU 10)	43.360.100.000,00	43.360.100.000,00	(3) TRDI: Transitional Rural Development Instrument for EU 10	
5b. Appropriations for centralised direct payments	459.618.239,00	400.024.057,00	(4) 80% of commitment appropriations concern DG SANCO. The rest concern equally DG AGRI and DG MARE	
5c. Appropriations for TRDI EU 10	0,00	203.350.000,00	(5) This revenue is used to provide appropriations for the payment of Sugar Restructuring Fund aids	

EAGF - EXECUTION

In EUR

Summary of execution	Execution of commitment appropriations	Execution of payment appropriations (6)
Shared management (excluding TRDI EU 10):	43.932.376.108,90	43.932.376.108,90
- of which Sugar Restructuring Fund	330.297.466,97	330.297.466,97
Centralised direct payments (7)	443.936.238,44	344.004.974,21
TRDI EU 10	0,00	199.348.292,50
<b>Total</b>	<b>44.376.312.347,34</b>	<b>44.475.729.375,61</b>

(6) Committed amounts. Commitment and payment less assigned revenue received: EUR 42 315 080 082,13

(7) Includes commitment and payments made for assigned revenue collected in 2010, assigned revenue carried over from previous year and other appropriations amounts carried over

Assigned Revenue (excluding Sugar Restructuring Fund)	
Forecasted revenue	789.000.000,00
Revenue received	1.010.533.194,90
<b>Difference</b>	<b>221.533.194,90</b>

In EUR

Expenditure - shared management, excluding Sugar Restructuring Fund and TRDI EU-10			
	Initial appropriations (C1)	Appropriations from AR (C4)	Carry over of appropriations from AR of 2009 (C5)
Appropriations	43.360.100.000,00	1.010.533.194,90	141.516.300,99
Execution (8)	43.355.125.532,33	105.436.808,61	141.516.300,99
Appropriations cancelled	4.974.467,67	-	0,00
Carry over to 2010	-	905.096.386,29	-

(8) Commitment appropriations = payment appropriations

In EUR

Sugar Restructuring Fund				
Revenue section of budget		Expenditure section of budget		
		Initial appropriations (C1)	Appropriations from AR (C4)	Carry over of appropriations from 2009 (C5)
Forecasted revenue	607.000.000,00	pm	606.762.831,87	768.291.439,67
			-3.959.109,00	334.256.575,97
Revenue received	606.762.831,87		-	0,00
			610.721.940,87	434.034.863,70

(9) Commitment appropriations = payment appropriations

In EUR

Centralised direct payments				
	Commitment appropriations	Decommitments	Payments appropriations (8)	Carry over to 2011 (11)
1. Appropriations (C1) including transfers to / out EAGF (10)	459.618.239,00		400.024.057,00	-
2. Execution (C1)	438.956.113,58		314.076.513,37	31.740.465,18
3. Appropriations cancelled (1-2)	20.662.125,42		85.947.543,63	-

(10) Includes transfers to / out EAGF: -83 529 EUR for commitment appropriations and 58 916 471 EUR of payment appropriations

(11) Carry over to 2011 only for non differentiated appropriations

In EUR

Centralised direct payments - Carry over from 2009 to 2010 (non differentiated appropriations)				
	Commitment appropriations	Decommitments	Payments	Cancelled
Carried over credits	31.370.402,92	1.437.178,36	29.592.744,15	340.480,41

In EUR

TRDI EU 10	Commitment appropriations	Execution of commitment appropriations	Payment appropriations (12)	Execution of payment appropriations	Remaining
<b>2010</b>	0,00	0,00	203.350.000,00	199.348.292,50	4.001.707,50

(12) At the end of the year, the original payment appropriations of EUR 216.6 million were reduced to EUR 203.35 million

TRDI EU-10	Outstanding commitments (RAL)	Execution of payment	Outstanding commitments (RAL)
2006	218.231.875,90	199.348.292,50	18.883.583,40

ANNEX 4

Monthly reimbursements to Member States in the 2010 financial year

TO PAY in EUR	2009,11 January	2009,12 February	2010,01 March	2010,02 April	2010,03 May	2010,04 June	2010,05 July	2010,06 August	2010,07 September	2010,08 October	2010,09 November	2010,1 December	2010 Compl. Payment	Financial year 2010	
BE	374.300.000	148.460.000	4.320.000	17.570.000	42.400.000	10.040.000	13.000.000	4.650.000	770.000	6.790.000	5.190.000	19.590.000	216	647.080.216	BE
BG	-1.040.000	199.420.000	4.350.000	26.550.000	29.610.000	9.370.000	5.040.000	1.180.000	1.430.000	5.750.000	2.670.000	1.820.000	3.300	286.153.300	BG
CZ	338.780.000	170.940.000	28.530.000	7.080.000	2.170.000	3.710.000	2.600.000	13.190.000	13.980.000	4.430.000	2.610.000	2.930.000	6.536	590.956.536	CZ
DK	476.580.000	436.890.000	18.380.000	13.050.000	18.230.000	2.460.000	-2.510.000	13.040.000	1.590.000	1.060.000	-2.180.000	550.000	5.839	977.145.839	DK
DE	-114.260.000	5.376.890.000	26.180.000	12.290.000	28.560.000	37.600.000	3.330.000	98.890.000	18.800.000	24.030.000	36.620.000	16.500.000	5.173	5.565.435.173	DE
EE	110.000	60.700.000	480.000	300.000	350.000	290.000	1.680.000	3.010.000	230.000	90.000	-880.000	110.000	6.119	66.476.119	EE
IE	867.980.000	395.680.000	5.230.000	7.380.000	16.150.000	4.130.000	2.470.000	4.610.000	1.240.000	-17.210.000	760.000	4.880.000	8.383	1.293.308.383	IE
EL	-8.960.000	2.400.000	1.340.000	6.900.000	2.178.990.000	-2.030.000	-21.500.000	118.470.000	11.980.000	35.630.000	7.660.000	20.200.000	4.630	2.351.084.630	EL
ES	2.200.290.000	1.889.550.000	156.880.000	70.750.000	247.360.000	102.970.000	234.130.000	503.470.000	177.000.000	50.300.000	109.990.000	182.550.000	-268.643	5.924.971.357	ES
FR	5.211.270.000	2.346.980.000	47.990.000	74.050.000	58.670.000	53.820.000	31.420.000	448.780.000	88.040.000	113.650.000	110.300.000	86.960.000	-18.005	8.671.911.995	FR
IT	2.326.140.000	864.990.000	218.570.000	185.440.000	230.830.000	146.210.000	223.820.000	183.050.000	114.560.000	40.750.000	88.390.000	205.820.000	7.844	4.828.577.844	IT
CY	-214.000	21.547.000	6.431.000	719.000	4.262.000	331.000	1.053.000	2.247.000	1.052.000	290.000	902.000	3.714.000	173	42.334.173	CY
LV	51.300.000	3.210.000	240.000	21.550.000	15.190.000	2.080.000	3.370.000	140.000	60.000	0	1.890.000	290.000	2.635	99.322.635	LV
LT	55.390.000	9.020.000	20.580.000	117.890.000	24.770.000	11.120.000	8.960.000	2.970.000	1.000.000	380.000	830.000	7.450.000	2.769	260.362.769	LT
LU	23.765.000	9.495.000	143.000	463.000	758.000	169.000	-315.000	225.000	23.000	151.000	-816.000	24.000	-1.319	34.083.681	LU
HU	500.520.000	159.820.000	8.900.000	21.570.000	30.050.000	45.910.000	65.780.000	27.000.000	37.680.000	12.250.000	11.240.000	8.770.000	-36.231	929.453.769	HU
MT	20.000	2.000	1.461.000	0	1.550.000	95.000	229.000	193.000	126.000	261.000	193.000	21.000	442	4.151.442	MT
NL	288.980.000	280.600.000	71.460.000	57.280.000	50.690.000	27.720.000	24.600.000	10.360.000	9.490.000	12.510.000	16.940.000	43.830.000	13.110	894.473.110	NL
AT	405.300.000	193.240.000	6.830.000	76.510.000	6.610.000	950.000	3.350.000	16.150.000	1.380.000	1.880.000	4.350.000	3.910.000	9.404	720.469.404	AT
PL	-64.510.000	944.020.000	412.360.000	326.650.000	128.510.000	64.210.000	-65.970.000	79.180.000	29.400.000	19.890.000	24.700.000	6.540.000	1.824	1.904.981.824	PL
PT	21.170.000	396.320.000	1.270.000	25.110.000	19.510.000	65.050.000	44.780.000	74.030.000	11.520.000	6.980.000	29.460.000	42.220.000	1.400	737.421.400	PT
RO	303.350.000	8.060.000	500.000	3.130.000	31.510.000	76.250.000	52.750.000	131.100.000	15.090.000	28.920.000	4.700.000	8.450.000	1.605	663.811.605	RO
SI	90.000	12.660.000	56.260.000	1.860.000	3.470.000	7.790.000	3.270.000	1.700.000	560.000	510.000	640.000	2.570.000	5.408	91.385.408	SI
SK	-5.140.000	224.740.000	100.000	15.250.000	6.540.000	1.720.000	1.430.000	7.930.000	10.900.000	1.500.000	2.740.000	2.020.000	2.365	269.732.365	SK
FI	60.000	513.590.000	3.640.000	4.190.000	3.460.000	34.860.000	14.140.000	11.790.000	2.200.000	2.460.000	1.320.000	2.100.000	3.483	593.813.483	FI
SE	-9.880.000	600.660.000	50.240.000	26.110.000	25.400.000	15.750.000	150.000	2.150.000	1.950.000	760.000	7.600.000	3.130.000	8.341	724.028.341	SE
UK	-38.870.000	2.455.920.000	416.130.000	159.350.000	106.490.000	85.100.000	43.800.000	91.910.000	5.310.000	470.000	-182.090.000	-1.360.000	-6.720	3.142.153.280	UK
<b>TOTAL</b>	<b>13.202.521.000</b>	<b>17.725.804.000</b>	<b>1.568.795.000</b>	<b>1.278.992.000</b>	<b>3.312.090.000</b>	<b>807.675.000</b>	<b>694.857.000</b>	<b>1.851.415.000</b>	<b>557.361.000</b>	<b>354.482.000</b>	<b>285.729.000</b>	<b>675.589.000</b>	<b>-229.918</b>	<b>42.315.080.082</b>	

**ANNEX 5**

**Payments carried out directly by the European Commission during exercise 2010 (differentiated appropriations)**

in Euro

<b>Direct payments on the appropriations of the Budget 2010</b>				
Budget line Concerning certain agricultural measures	Commitment appropriations 2009	Commitments	Payment appropriations	Amounts charged (payments)
05 02 10 02	1.210.000,00	1.208.896,43	1.934.000,00	995.149,78
05 04 03 02	pm	0,00	2.700.000,00	2.346.951,79
05 08 01 00	13.981.000,00	13.769.068,67	13.620.586,00	11.761.801,74
05 08 02 00	15.100.000,00	14.784.854,04	10.850.000,00	9.802.660,19
05 08 03 00	1.460.000,00	1.459.511,60	1.749.000,00	1.521.037,15
11 02 01 01	15.500.000,00	15.443.546,56	13.500.000,00	10.353.608,14
11 02 03 01	14.996.768,00	14.996.768,00	17.500.000,00	0,00
17 04 01 01	272.202.182,58	269.422.182,58	196.429.222,58	187.533.769,47
17 04 02 01	18.500.000,00	12.528.635,44	13.000.000,00	6.941.141,93
17 04 03 01	22.755.924,42	14.981.944,28	51.307.817,42	50.837.644,56
17 04 04 01	8.287.161,00	8.287.161,00	6.272.960,00	1.164.408,74
17 04 07 01	30.954.732,00	30.954.730,80	26.490.000,00	21.439.990,88
<b>TOTAL</b>	<b>414.947.768,00</b>	<b>397.837.299,40</b>	<b>355.353.586,00</b>	<b>304.698.164,37</b>
<b>Direct payments on not-automatically carried over appropriations from exercise 2009 to exercise 2010</b>				
Budget line Concerning certain agricultural measures	Carryovers	Commitments	Payment appropriations	Amounts charged (payments)
<b>C2</b>				
11 02 01 01	0,00	0,00	2.000.000,00	0,00
11 02 03 01	0,00	0,00	5.500.000,00	0,00
<b>C4</b>				
05 08 02 00	8.419,77	0,00	8.419,77	0,00
17 04 01 01	450.372,91	0,00	450.372,91	0,00
17 04 03 01	90.493,00	90.493,00	90.493,00	90.493,00
17 04 07 01	18.577,69	0,00	18.577,69	18.577,69
<b>C5</b>				
05 08 02 00	213.168,44	213.168,44	213.168,44	210.000,00
05 08 03 00	5.400,00	0,00	5.400,00	0,00
17 04 01 01	4.659.817,42	4.659.817,42	0,00	0,00
17 04 03 01	16.646,00	16.646,00	16.646,00	16.646,00
17 04 07 01	11.176,64	0,00	0,00	0,00
<b>TOTAL</b>	<b>5.474.071,87</b>	<b>4.980.124,86</b>	<b>8.303.077,81</b>	<b>335.716,69</b>

**ANNEX 6**

**Payments carried out directly by the European Commission during exercise 2010 (non-differentiated appropriations)**

in Euro

<b>Direct payments on the appropriations of the Budget 2010</b>					
Budget line Concerning certain agricultural measures	Appropriations 2010	Commitments	Cancelled commitment appropriations	Amounts charged (payments)	Automatic carryovers
05 01 04 01	9.019.000,00	7.555.847,67	1.463.152,33	1.564.519,72	5.991.327,95
05 07 01 02	6.500.000,00	6.486.029,44	13.970,56	4.992.134,44	1.493.895,00
05 08 06 00	8.000.000,00	7.021.460,72	978.539,28	1.181.241,11	5.840.219,61
05 08 09 00	2.050.000,00	1.139.842,70	910.157,30	298.657,76	841.184,94
17 01 04 01	250.000,00	150.160,00	99.840,00	1.440,00	148.720,00
17 01 04 05	628.649,00	581.368,65	47.280,35	267.533,97	313.834,68
17 01 04 07	250.000,00	211.283,00	38.717,00	0,00	211.283,00
17 01 04 31	1.072.822,00	1.072.822,00	0,00	1.072.822,00	0,00
17 03 02 00	16.900.000,00	16.900.000,00	0,00	0,00	16.900.000,00
<b>TOTAL</b>	<b>44.670.471,00</b>	<b>41.118.814,18</b>	<b>3.551.656,82</b>	<b>9.378.349,00</b>	<b>31.740.465,18</b>
<b>Direct payments on not-automatically carried over appropriations from exercise 2009 to exercise 2010</b>					
Budget line Concerning certain agricultural measures	Carryovers	Commitments	Available appropriations	Amounts charged (payments)	Still to be charged
<b>C5</b>					
<b>TOTAL</b>	<b>0,00</b>	<b>0,00</b>	<b>0,00</b>	<b>0,00</b>	<b>0,00</b>
<b>Payments on automatically carried over appropriations from exercise 2009 to exercise 2010</b>					
Budget line Concerning certain agricultural measures	Commitments carryovers	Decommitments	Total commitments remaining carryovers	Amounts charged (payments)	Appropriations lapsing
05 01 04 01	6.515.703,70	55.586,61	6.460.117,09	6.451.200,44	8.916,65
05 07 01 02	1.705.300,00	7.264,35	1.698.035,65	1.698.035,65	0,00
05 08 06 00	6.245.458,23	1.210.781,85	5.034.676,38	4.834.676,38	200.000,00
05 08 09 00	346.954,50	163.354,50	183.600,00	183.600,00	0,00
17 01 04 01	155.481,00	0,00	155.481,00	155.481,00	0,00
17 01 04 05	401.505,49	191,05	401.314,44	358.561,69	42.752,75
17 03 02 00	16.000.000,00	0,00	16.000.000,00	15.911.188,99	88.811,01
<b>TOTAL</b>	<b>31.370.402,92</b>	<b>1.437.178,36</b>	<b>29.933.224,56</b>	<b>29.592.744,15</b>	<b>340.480,41</b>

ANNEX 7  
 ANALYSIS OF BUDGETARY EXECUTION - 2010 FINANCIAL YEAR - Summary Table

Commitment Appropriations

In EUROS

T	C	A	HEADING	ADOPTED BUDGET 2010	ASSIGNED REVENUE	TRANSFERS	TOTAL AVAILABLE APPROPRIATIONS	EXECUTION 2010	DIFFERENCE EXECUTION / TOTAL AVAILABLE APPROPRIATIONS	ASSIGNED REVENUE CARRIED OVER TO 2011	DIFFERENCE EXECUTION / TOTAL AVAILABLE APPROPRIATIONS AFTER CARRY OVER TO 2011 OF ASSIGNED REVENUE	% EXECUTION / TOTAL AVAILABLE APPROPRIATIONS AFTER CARRY OVER TO 2011 OF ASSIGNED REVENUE
				(1)	(2)	(3)	(4) = (1) + (2) + (3)	(5)	(6) = (4) - (5)	(7)	(8) = (6) - (7)	(9) = ((5) + (7)) / (4)
05	01		ADMINISTRATIVE EXPENDITURE OF AGRICULTURE AND RURAL DEVELOPMENT POLICY AREA	9.019.000	0	0	9.019.000	7.555.848	1.463.152	0	1.463.152	84%
05	01	04	Support expenditure **	9.019.000	0	0	9.019.000	7.555.848	1.463.152	0	1.463.152	84%
05	02		INTERVENTIONS IN AGRICULTURAL MARKETS	4.395.310.000	405.531.402	-410.000.000	4.390.841.402	3.983.765.392	407.076.010	403.600.317	3.475.693	100%
05	02	01	Cereals	115.100.000	0	20.000.000	135.100.000	135.066.817	33.183	0	33.183	100%
05	02	02	Rice	0	0	0	0	0	0	0	0	-
05	02	03	Refunds on non-Annex I products	114.000.000	0	-62.000.000	52.000.000	51.349.172	650.828	0	650.828	99%
05	02	04	Food programmes	500.100.000	0	-34.500.000	465.600.000	465.547.096	52.904	0	52.904	100%
05	02	05	Sugar	1.500.000	0	8.500.000	10.000.000	9.985.353	14.647	0	14.647	100%
05	02	06	Olive oil	57.500.000	0	-3.870.000	53.630.000	53.174.201	455.799	0	455.799	99%
05	02	07	Textile plants	30.000.000	0	0	30.000.000	28.814.756	1.185.244	0	1.185.244	96%
05	02	08	Fruits and vegetables	720.100.000	405.531.402	114.800.000	1.240.431.402	836.721.871	403.709.532	403.600.317	109.214	100%
05	02	09	Products of the wine-growing sector	1.338.300.000	0	-28.800.000	1.309.500.000	1.309.239.864	260.136	0	260.136	100%
05	02	10	Promotion	57.210.000	0	-9.500.000	47.710.000	47.610.763	99.237	0	99.237	100%
05	02	11	Other plant products/measures	356.200.000	0	290.000	356.490.000	356.466.991	23.009	0	23.009	100%
05	02	12	Milk and Milk products	943.100.000	0	-413.550.000	529.550.000	529.085.819	464.181	0	464.181	100%
05	02	13	Beef and Veal	26.100.000	0	-1.450.000	24.650.000	24.555.775	94.225	0	94.225	100%
05	02	14	Sheepmeat and goatmeat	0	0	0	0	0	0	0	0	-
05	02	15	Pigmeat, eggs & poultry, bee-keeping and other animal products	136.100.000	0	80.000	136.180.000	136.146.915	33.085	0	33.085	100%
05	03		DIRECT AIDS	39.273.000.000	746.347.908	158.400.000	40.177.747.908	39.675.730.609	502.017.299	501.496.069	521.230	100%
05	03	01	Decoupled direct aids	33.272.000.000	746.347.908	308.250.000	34.326.597.908	33.825.038.675	501.559.233	501.496.069	63.164	100%
05	03	02	Other direct aids	5.995.000.000	0	-147.550.000	5.847.450.000	5.847.021.687	428.313	0	428.313	100%
05	03	03	Additional amounts of aid	6.000.000	0	-2.300.000	3.700.000	3.670.247	29.753	0	29.753	99%
05	04		RURAL DEVELOPMENT	0	0	-6.600.000	-6.600.000	-7.136.211	536.211	0	536.211	108%
05	04	01	Rural development financed by the ex-EAGGF-Guarantee Section — Programming period 2000 - 2006	0	0	-6.600.000	-6.600.000	-7.136.211	536.211	0	536.211	108%
05	04	03	Other measures	0	0	0	0	0	0	0	0	-
05	07		AUDIT OF AGRICULTURAL EXPENDITURE	-300.500.000	170.186	258.200.000	-42.129.814	-42.586.223	456.409	0	456.409	101%
05	07	01	Control of agricultural expenditure	-303.500.000	170.186	261.200.000	-42.129.814	-42.586.223	456.409	0	456.409	101%
05	07	02	Settlement of disputes	3.000.000	0	-3.000.000	0	0	0	0	0	-
05	08		POLICY STRATEGY & COORDINATION OF AGRICULTURE AND RURAL DEVELOPMENT P.A. ***	40.591.000	226.988	0	40.817.988	38.387.906	2.430.082	8.420	2.421.662	94%
05	08	01	Farm Accountancy Data Network (FADN)	13.981.000	0	0	13.981.000	13.769.069	211.931	0	211.931	98%
05	08	02	Surveys on the structure of agricultural holdings	15.100.000	221.588	0	15.321.588	14.998.022	323.566	8.420	315.146	98%
05	08	03	Restructuring of systems for agricultural surveys	1.460.000	5.400	0	1.465.400	1.459.512	5.888	0	5.888	100%
05	08	06	Enhancing public awareness of the common agricultural policy	8.000.000	0	0	8.000.000	7.021.461	978.539	0	978.539	88%
05	08	09	EAGF - Operational technical assistance	2.050.000	0	0	2.050.000	1.139.843	910.157	0	910.157	56%
11	02		FISHERIES MARKETS	30.496.768	0	0	30.496.768	30.440.315	56.453	0	56.453	100%
11	02	01	Intervention in fishery products	15.500.000	0	0	15.500.000	15.443.547	56.453	0	56.453	100%
11	02	03	Fisheries programme for the outermost regions	14.996.768	0	0	14.996.768	14.996.768	0	0	0	100%
17	01		ADMINISTRATIVE EXPENDITURE OF VETERINARY COSTS	2.285.000	0	-83.529	2.201.471	2.015.634	185.837	0	185.837	92%
17	01	04	Support expenditure for operations of 'Health and consumer protection' Policy Area	2.285.000	0	-83.529	2.201.471	2.015.634	185.837	0	185.837	92%
17	03		PUBLIC HEALTH	16.900.000	0	0	16.900.000	16.900.000	0	0	0	100%
17	03	02	Community tobacco fund — Direct payments by the European Union	16.900.000	0	0	16.900.000	16.900.000	0	0	0	100%
17	04		FOOD SAFETY, ANIMAL HEALTH, ANIMAL WELFARE AND PLANT HEALTH	352.700.000	5.247.084	0	357.947.084	340.941.611	17.005.473	468.951	16.536.523	95%
17	04	01	Animal disease eradication & monitoring programmes & monitoring of the physical conditions of animals that could pose a public health risk linked to an external factor	275.000.000	5.110.190	-2.797.817	277.312.373	274.082.000	3.230.373	450.373	2.780.000	99%
17	04	02	Other measures in the veterinary, animal welfare and public health field	18.500.000	0	0	18.500.000	12.528.635	5.971.365	0	5.971.365	68%
17	04	03	Emergency fund for veterinary complaints & other animal contaminations which are a risk to public health	30.000.000	107.139	-7.244.076	22.863.063	15.089.083	7.773.980	0	7.773.980	66%
17	04	04	Plant health measures	3.200.000	0	5.087.161	8.287.161	8.287.161	0	0	0	100%
17	04	05	Community Plant Variety Office	0	0	0	0	0	0	0	0	-
17	04	07	Feed and food safety and related activities	26.000.000	29.754	4.954.732	30.984.486	30.954.731	29.756	18.578	11.178	100%
<b>TOTAL 2010 EAGF - European Agricultural Guarantee Fund (****)</b>				<b>43.819.801.768</b>	<b>1.157.523.568</b>	<b>-83.529</b>	<b>44.977.241.807</b>	<b>44.046.014.880</b>	<b>931.226.926</b>	<b>905.573.757</b>	<b>25.653.170</b>	<b>100%</b>
05	02	16	Sugar Restructuring Fund	0	1.375.054.272	0	1.375.054.272	330.297.467	1.044.756.805	1.044.756.805	0	100%
05	02	17	Support for farmers *****	4.500.000	0	0	4.500.000	1.454.303	3.045.697	0	3.045.697	32%
05	08	10	Assessing end-user costs of compliance with EU legislation in the fields of environment, animal welfare & food safety *****	0	0	0	0	0	0	0	0	-
<b>TOTAL 2010 (****)</b>				<b>43.824.301.768</b>	<b>2.532.577.839</b>	<b>-83.529</b>	<b>46.356.796.078</b>	<b>44.377.766.650</b>	<b>1.979.029.428</b>	<b>1.950.330.561</b>	<b>28.698.867</b>	<b>100%</b>

(\*) T = Title / C = Chapter / A = Article.

(\*\*) The budget item concerning EAGF is 05 01 04 01.

(\*\*\*\*) P.A. = Policy Area

(\*\*\*\*\*) Reserve of 300 000 000 € included

(\*\*\*\*\*) Pilot projects



ANNEX 8

ANALYSIS OF BUDGETARY EXECUTION - 2010 FINANCIAL YEAR - Detail Table

Commitment Appropriations

In EUROS

F P H	T	C	A	HEADING	ADOPTED BUDGET 2010	ASSIGNED REVENUE	TRANSFERS	TOTAL AVAILABLE APPROPRIATIONS	EXECUTION 2010	DIFFERENCE EXECUTION / TOTAL AVAILABLE APPROPRIATIONS	ASSIGNED REVENUE CARRIED OVER TO 2011	DIFFERENCE EXECUTION / TOTAL AVAILABLE APPROPRIATIONS AFTER CARRY OVER TO 2011 OF ASSIGNED REVENUE	% EXECUTION / TOTAL AVAILABLE APPROPRIATIONS AFTER CARRY OVER TO 2011 OF ASSIGNED REVENUE
					(1)	(2)	(3)	(4) = (1) + (2) + (3)	(5)	(6) = (4) - (5)	(7)	(8) = (6) - (7)	(9) = ((5) + (7)) / (4)
(1)													
<b>05</b>				<b>AGRICULTURE AND RURAL DEVELOPMENT</b>	<b>43.417.420.000</b>	<b>1.152.276.484</b>	<b>0</b>	<b>44.569.696.484</b>	<b>43.655.717.322</b>	<b>913.979.162</b>	<b>905.104.806</b>	<b>8.874.356</b>	<b>100%</b>
<b>05 01</b>				<b>ADMINISTRATIVE EXPENDITURE OF AGRICULTURE AND RURAL DEVELOPMENT POLICY AREA</b>	<b>9.019.000</b>	<b>0</b>	<b>0</b>	<b>9.019.000</b>	<b>7.555.848</b>	<b>1.463.152</b>	<b>0</b>	<b>1.463.152</b>	<b>84%</b>
2	05 01 04			<b>Support expenditure</b>	<b>9.019.000</b>	<b>0</b>	<b>0</b>	<b>9.019.000</b>	<b>7.555.848</b>	<b>1.463.152</b>	<b>0</b>	<b>1.463.152</b>	<b>84%</b>
2	05 01 04 01			European Agricultural Guarantee Fund (EAGF) - Non-operational technical assistance	9.019.000	0	0	9.019.000	7.555.848	1.463.152	0	1.463.152	84%
2	05 01 04 07			Pilot project to conduct a feasibility study on introducing a security fund in the fruit and vegetables sector - Expenditure on administrative management	0	0	0	0	0	0	0	0	-
<b>05 02</b>				<b>INTERVENTIONS IN AGRICULTURAL MARKETS</b>	<b>4.395.310.000</b>	<b>405.531.402</b>	<b>-410.000.000</b>	<b>4.390.841.402</b>	<b>3.983.765.392</b>	<b>407.076.010</b>	<b>403.600.317</b>	<b>3.475.693</b>	<b>100%</b>
2	05 02 01			<b>Cereals</b>	<b>115.100.000</b>	<b>0</b>	<b>20.000.000</b>	<b>135.100.000</b>	<b>135.066.817</b>	<b>33.183</b>	<b>0</b>	<b>33.183</b>	<b>100%</b>
2	05 02 01 01			Export refunds for cereals	0	0	-370.000	-370.000	-372.455	2.455	0	2.455	101%
2	05 02 01 02			Intervention storage of cereals	74.000.000	0	21.740.000	95.740.000	95.716.643	23.357	0	23.357	100%
2	05 02 01 03			Intervention for starch	41.000.000	0	-1.270.000	39.730.000	39.722.678	7.322	0	7.322	100%
2	05 02 01 99			Other measures (cereals)	100.000	0	-100.000	0	-48	48	0	48	-
2	05 02 02			<b>Rice</b>	<b>0</b>	<b>0</b>	<b>0</b>	<b>0</b>	<b>0</b>	<b>0</b>	<b>0</b>	<b>0</b>	<b>-</b>
2	05 02 02 01			Export refunds for rice	0	0	0	0	0	0	0	0	-
2	05 02 02 02			Intervention storage of rice	0	0	0	0	0	0	0	0	-
2	05 02 02 99			Other measures (rice)	0	0	0	0	0	0	0	0	-
2	05 02 03			<b>Refunds on non-Annex I products</b>	<b>114.000.000</b>	<b>0</b>	<b>-62.000.000</b>	<b>52.000.000</b>	<b>51.349.172</b>	<b>650.828</b>	<b>0</b>	<b>650.828</b>	<b>99%</b>
2	05 02 04			<b>Food programmes</b>	<b>500.100.000</b>	<b>0</b>	<b>-34.500.000</b>	<b>465.600.000</b>	<b>465.547.096</b>	<b>52.904</b>	<b>0</b>	<b>52.904</b>	<b>100%</b>
2	05 02 04 01			Programmes for deprived persons	500.000.000	0	-34.500.000	465.500.000	465.488.740	11.260	0	11.260	100%
2	05 02 04 99			Other measures (food programmes)	100.000	0	0	100.000	58.356	41.644	0	41.644	58%
2	05 02 05			<b>Sugar</b>	<b>1.500.000</b>	<b>0</b>	<b>8.500.000</b>	<b>10.000.000</b>	<b>9.985.353</b>	<b>14.647</b>	<b>0</b>	<b>14.647</b>	<b>100%</b>
2	05 02 05 01			Export refunds for sugar and isoglucose	12.000.000	0	-2.200.000	9.800.000	9.795.771	4.229	0	4.229	100%
2	05 02 05 03			Production refunds for sugar used in the chemical industry	0	0	-210.000	-210.000	-213.157	3.157	0	3.157	102%
2	05 02 05 08			Storage measures for sugar	-11.000.000	0	11.435.000	435.000	431.661	3.339	0	3.339	99%
2	05 02 05 99			Other measures (sugar)	500.000	0	-525.000	-25.000	-28.922	3.922	0	3.922	116%
2	05 02 06			<b>Olive oil</b>	<b>57.500.000</b>	<b>0</b>	<b>-3.870.000</b>	<b>53.630.000</b>	<b>53.174.201</b>	<b>455.799</b>	<b>0</b>	<b>455.799</b>	<b>99%</b>
2	05 02 06 03			Storage measures for olive oil	9.000.000	0	-1.070.000	7.930.000	7.926.566	3.434	0	3.434	100%
2	05 02 06 05			Quality improvement measures	48.000.000	0	-2.800.000	45.200.000	45.160.188	39.812	0	39.812	100%
2	05 02 06 99			Other measures (olive oil)	500.000	0	0	500.000	87.447	412.553	0	412.553	17%
2	05 02 07			<b>Textile plants</b>	<b>30.000.000</b>	<b>0</b>	<b>0</b>	<b>30.000.000</b>	<b>28.814.756</b>	<b>1.185.244</b>	<b>0</b>	<b>1.185.244</b>	<b>96%</b>
2	05 02 07 01			Aid for fibre flax and hemp	20.000.000	0	0	20.000.000	18.847.493	1.152.507	0	1.152.507	94%
2	05 02 07 02			Aid for cotton	0	0	0	0	0	0	0	0	-
2	05 02 07 03			Cotton — National restructuring programmes	10.000.000	0	0	10.000.000	9.967.263	32.737	0	32.737	100%

ANNEX 8

ANALYSIS OF BUDGETARY EXECUTION - 2010 FINANCIAL YEAR - Detail Table

Commitment Appropriations

In EUROS

F P H	T	C	A	HEADING	ADOPTED BUDGET 2010	ASSIGNED REVENUE	TRANSFERS	TOTAL AVAILABLE APPROPRIATIONS	EXECUTION 2010	DIFFERENCE EXECUTION / TOTAL AVAILABLE APPROPRIATIONS	ASSIGNED REVENUE CARRIED OVER TO 2011	DIFFERENCE EXECUTION / TOTAL AVAILABLE APPROPRIATIONS AFTER CARRY OVER TO 2011 OF ASSIGNED REVENUE	% EXECUTION / TOTAL AVAILABLE APPROPRIATIONS AFTER CARRY OVER TO 2011 OF ASSIGNED REVENUE	
					(1)	(2)	(3)	(4) = (1) + (2) + (3)	(5)	(6) = (4) - (5)	(7)	(8) = (6) - (7)	(9) = ((5) + (7)) / (4)	
				(1)										
<b>2</b>	<b>05</b>	<b>02</b>	<b>08</b>	<b>Fruits and vegetables</b>	<b>720.100.000</b>	<b>405.531.402</b>	<b>114.800.000</b>	<b>1.240.431.402</b>	<b>836.721.871</b>	<b>403.709.532</b>	<b>403.600.317</b>	<b>109.214</b>	<b>100%</b>	
2	05	02	08	01	Export refunds for fruit and vegetables	2.000.000	0	-1.610.000	390.000	387.697	2.303	0	99%	
2	05	02	08	02	Compensation for withdrawals and buying in	100.000	0	-110.000	-10.000	-12.251	2.251	0	123%	
2	05	02	08	03	Operational funds for producer organisations	547.000.000	667.433	142.350.000	690.017.433	690.009.354	8.079	0	100%	
2	05	02	08	06	Production aid for processed tomato products	0	0	-430.000	-430.000	-432.031	2.031	0	100%	
2	05	02	08	07	Production aid for fruit-based products	0	0	0	0	0	0	0	-	
2	05	02	08	08	Intervention for dried grapes and figs	0	0	0	0	0	0	0	-	
2	05	02	08	09	Compensation to encourage processing of citrus fruits	200.000	0	0	200.000	149.988	50.012	0	75%	
2	05	02	08	10	Free distribution of fruit and vegetables	0	0	0	0	0	0	0	-	
2	05	02	08	11	Aid to producer groups for preliminary recognition	110.000.000	0	5.200.000	115.200.000	115.196.632	3.368	0	100%	
2	05	02	08	12	School fruit scheme	60.000.000	0	-30.600.000	29.400.000	29.360.452	39.548	0	100%	
2	05	02	08	99	Other measures (fruit and vegetables)	800.000	404.863.970	0	405.663.970	2.062.030	403.601.939	403.600.317	1.622	100%
<b>2</b>	<b>05</b>	<b>02</b>	<b>09</b>	<b>Products of the wine-growing sector</b>	<b>1.338.300.000</b>	<b>0</b>	<b>-28.800.000</b>	<b>1.309.500.000</b>	<b>1.309.239.864</b>	<b>260.136</b>	<b>0</b>	<b>260.136</b>	<b>100%</b>	
2	05	02	09	01	Export refunds for products of the wine-growing sector	3.000.000	0	-2.300.000	700.000	686.087	13.913	0	98%	
2	05	02	09	02	Storage of wine and grape must	500.000	0	-300.000	200.000	198.240	1.760	0	99%	
2	05	02	09	03	Distillation of wine	200.000	0	350.000	550.000	525.461	24.539	0	96%	
2	05	02	09	04	Storage measures for alcohol	7.000.000	0	5.070.000	12.070.000	12.065.603	4.397	0	100%	
2	05	02	09	05	Aid for the use of must	1.100.000	0	635.000	1.735.000	1.730.608	4.392	0	100%	
2	05	02	09	06	Permanent abandonment premiums for areas under vines	0	0	15.000	15.000	13.171	1.829	0	88%	
2	05	02	09	07	Restructuring and conversion of vineyards	0	0	-5.120.000	-5.120.000	-5.140.250	20.250	0	100%	
2	05	02	09	08	National support programmes for the wine sector	990.500.000	0	-13.850.000	976.650.000	976.507.083	142.917	0	100%	
2	05	02	09	09	Grubbing-up scheme	334.000.000	0	-11.300.000	322.700.000	322.685.926	14.074	0	100%	
2	05	02	09	99	Other measures (wine-growing sector)	2.000.000	0	-2.000.000	0	-32.065	32.065	0	-	
<b>2</b>	<b>05</b>	<b>02</b>	<b>10</b>	<b>Promotion</b>	<b>57.210.000</b>	<b>0</b>	<b>-9.500.000</b>	<b>47.710.000</b>	<b>47.610.763</b>	<b>99.237</b>	<b>0</b>	<b>99.237</b>	<b>100%</b>	
2	05	02	10	01	Promotion measures - Payments by Member States	56.000.000	0	-9.500.000	46.500.000	46.401.867	98.133	0	100%	
2	05	02	10	02	Promotion measures - Direct payments by the European Community	1.210.000	0	0	1.210.000	1.208.896	1.104	0	100%	
2	05	02	10	99	Other measures (promotion)	0	0	0	0	0	0	0	-	
<b>2</b>	<b>05</b>	<b>02</b>	<b>11</b>	<b>Other plant products/measures</b>	<b>356.200.000</b>	<b>0</b>	<b>290.000</b>	<b>356.490.000</b>	<b>356.466.991</b>	<b>23.009</b>	<b>0</b>	<b>23.009</b>	<b>100%</b>	
2	05	02	11	01	Dried fodder	122.000.000	0	-70.000	121.930.000	121.924.159	5.841	0	100%	
2	05	02	11	04	POSEI (excluding Fish 11 02 03 and direct aids)	231.000.000	0	3.180.000	234.180.000	234.172.752	7.248	0	100%	
2	05	02	11	05	Community fund for tobacco (excluding SANCO 17 03 02)	1.000.000	0	-280.000	720.000	716.387	3.613	0	99%	
2	05	02	11	99	Other measures (Other plant products/measures)	2.200.000	0	-2.540.000	-340.000	-346.306	6.306	0	102%	
<b>2</b>	<b>05</b>	<b>02</b>	<b>12</b>	<b>Milk and Milk products</b>	<b>943.100.000</b>	<b>0</b>	<b>-413.550.000</b>	<b>529.550.000</b>	<b>529.085.819</b>	<b>464.181</b>	<b>0</b>	<b>464.181</b>	<b>100%</b>	
2	05	02	12	01	Refunds for milk and milk products	449.000.000	0	-262.500.000	186.500.000	186.443.924	56.076	0	100%	
2	05	02	12	02	Intervention storage of skimmed-milk powder	26.000.000	0	-31.500.000	-5.500.000	-5.516.069	16.069	0	100%	
2	05	02	12	03	Aid for disposal of skimmed milk	0	0	0	0	0	0	0	-	
2	05	02	12	04	Intervention storage of butter and cream	85.000.000	0	-105.400.000	-20.400.000	-20.412.860	12.860	0	100%	
2	05	02	12	05	Other measures relating to butterfat	1.000.000	0	0	1.000.000	699.163	300.837	0	70%	
2	05	02	12	06	Intervention storage of cheese	6.000.000	0	-3.300.000	2.700.000	2.640.644	59.356	0	98%	
2	05	02	12	08	School milk	76.000.000	0	-7.050.000	68.950.000	68.945.964	4.036	0	100%	
2	05	02	12	99	Other measures (milk and milk products) (2)	300.100.000	0	-3.800.000	296.300.000	296.285.052	14.948	0	100%	

ANNEX 8

ANALYSIS OF BUDGETARY EXECUTION - 2010 FINANCIAL YEAR - Detail Table

Commitment Appropriations

In EUROS

F P H	T	C	A	HEADING	ADOPTED BUDGET 2010	ASSIGNED REVENUE	TRANSFERS	TOTAL AVAILABLE APPROPRIATIONS	EXECUTION 2010	DIFFERENCE EXECUTION / TOTAL AVAILABLE APPROPRIATIONS	ASSIGNED REVENUE CARRIED OVER TO 2011	DIFFERENCE EXECUTION / TOTAL AVAILABLE APPROPRIATIONS AFTER CARRY OVER TO 2011 OF ASSIGNED REVENUE	% EXECUTION / TOTAL AVAILABLE APPROPRIATIONS AFTER CARRY OVER TO 2011 OF ASSIGNED REVENUE
					(1)	(2)	(3)	(4) = (1) + (2) + (3)	(5)	(6) = (4) - (5)	(7)	(8) = (6) - (7)	(9) = ((5) + (7)) / (4)
(1)													
2	05	02	13	<b>Beef and Veal</b>	<b>26.100.000</b>	<b>0</b>	<b>-1.450.000</b>	<b>24.650.000</b>	<b>24.555.775</b>	<b>94.225</b>	<b>0</b>	<b>94.225</b>	<b>100%</b>
2	05	02	13	01 Refunds for beef and veal	18.000.000	0	-1.330.000	16.670.000	16.666.320	3.680	0	3.680	100%
2	05	02	13	02 Intervention storage of beef and veal	0	0	0	0	0	0	0	0	-
2	05	02	13	03 Exceptional support measures	1.000.000	0	6.030.000	7.030.000	6.987.468	42.532	0	42.532	99%
2	05	02	13	04 Refunds for live animals	7.000.000	0	1.700.000	8.700.000	8.682.372	17.628	0	17.628	100%
2	05	02	13	99 Other measures (beef and veal)	100.000	0	-7.850.000	-7.750.000	<b>-7.780.384</b>	<b>30.384</b>	<b>0</b>	<b>30.384</b>	<b>100%</b>
2	05	02	14	<b>Sheepmeat and goatmeat</b>	<b>0</b>	<b>0</b>	<b>0</b>	<b>0</b>	<b>0</b>	<b>0</b>	<b>0</b>	<b>0</b>	<b>-</b>
2	05	02	14	01 Intervention in the form of storage of sheepmeat and goatmeat	0	0	0	0	0	0	0	0	-
2	05	02	14	99 Other measures (sheepmeat and goatmeat)	0	0	0	0	0	0	0	0	-
2	05	02	15	<b>Pigmeat, eggs &amp; poultry, bee-keeping &amp; other animal products</b>	<b>136.100.000</b>	<b>0</b>	<b>80.000</b>	<b>136.180.000</b>	<b>136.146.915</b>	<b>33.085</b>	<b>0</b>	<b>33.085</b>	<b>100%</b>
2	05	02	15	01 Refunds on pigmeat	28.000.000	0	-9.240.000	18.760.000	18.755.001	4.999	0	4.999	100%
2	05	02	15	02 Intervention for pigmeat	0	0	500.000	500.000	489.693	10.307	0	10.307	98%
2	05	02	15	03 Exceptional market-support measures for pigmeat	0	0	0	0	0	0	0	0	-
2	05	02	15	04 Refunds on eggs	4.000.000	0	-2.020.000	1.980.000	1.972.257	7.743	0	7.743	100%
2	05	02	15	05 Refunds for poultrymeat	80.000.000	0	10.675.000	90.675.000	90.668.355	6.645	0	6.645	100%
2	05	02	15	06 Specific aid for bee-keeping	24.000.000	0	265.000	24.265.000	24.261.608	3.392	0	3.392	100%
2	05	02	15	07 Exceptional market-support measures for the poultrymeat and eggs sector	0	0	0	0	0	0	0	0	-
2	05	02	15	99 Other measures (pigmeat, eggs and poultry, bee-keeping and other animal products)	100.000	0	-100.000	0	0	0	0	0	-
<b>05 03 DIRECT AIDS</b>					<b>39.273.000.000</b>	<b>746.347.908</b>	<b>158.400.000</b>	<b>40.177.747.908</b>	<b>39.675.730.609</b>	<b>502.017.299</b>	<b>501.496.069</b>	<b>521.230</b>	<b>100%</b>
2	05	03	01	<b>Decoupled direct aids</b>	<b>33.272.000.000</b>	<b>746.347.908</b>	<b>308.250.000</b>	<b>34.326.597.908</b>	<b>33.825.038.675</b>	<b>501.559.233</b>	<b>501.496.069</b>	<b>63.164</b>	<b>100%</b>
2	05	03	01	01 SPS (Single Payment Scheme) (3)	28.480.000.000	244.878.682	346.050.000	29.070.928.682	29.070.901.839	26.844	26.844	0	100%
2	05	03	01	02 SAPS (Single Area Payment Scheme)	4.497.000.000	0	-36.050.000	4.460.950.000	4.460.927.777	22.223	0	22.223	100%
2	05	03	01	03 Separate Sugar payment	283.000.000	0	-1.950.000	281.050.000	281.033.380	16.620	0	16.620	100%
2	05	03	01	04 Separate fruit and vegetables payment	12.000.000	0	200.000	12.200.000	12.175.679	24.321	0	24.321	100%
2	05	03	01	99 Other (decoupled direct aids)	0	501.469.225	0	501.469.225	0	501.469.225	501.469.225	0	100%
2	05	03	02	<b>Other direct aids</b>	<b>5.995.000.000</b>	<b>0</b>	<b>-147.550.000</b>	<b>5.847.450.000</b>	<b>5.847.021.687</b>	<b>428.313</b>	<b>0</b>	<b>428.313</b>	<b>100%</b>
2	05	03	02	01 COP area payments	1.445.000.000	0	-10.100.000	1.434.900.000	1.434.867.121	32.879	0	32.879	100%
2	05	03	02	04 Supplementary aid for durum wheat: traditional production zones	50.000.000	0	-2.500.000	47.500.000	47.454.611	45.389	0	45.389	100%
2	05	03	02	05 Production aid for seeds	22.000.000	0	3.130.000	25.130.000	25.127.174	2.826	0	2.826	100%
2	05	03	02	06 Sueler-cow premium	1.162.000.000	0	-22.910.000	1.139.090.000	1.139.054.191	35.809	0	35.809	100%
2	05	03	02	07 Additional suckler-cow premium	52.000.000	0	-430.000	51.570.000	51.565.650	4.350	0	4.350	100%
2	05	03	02	08 Beef special premium	95.000.000	0	-2.850.000	92.150.000	92.118.652	31.348	0	31.348	100%
2	05	03	02	09 Beef slaughter premium - calves	122.000.000	0	-7.290.000	114.710.000	114.699.282	10.718	0	10.718	100%
2	05	03	02	10 Beef slaughter premium - adults	225.000.000	0	-6.950.000	218.050.000	218.049.315	685	0	685	100%
2	05	03	02	13 Sheep and goat premium	258.000.000	0	-11.050.000	246.950.000	246.946.418	3.582	0	3.582	100%
2	05	03	02	14 Sheep and goat supplementary premium	78.000.000	0	-3.200.000	74.800.000	74.766.735	33.265	0	33.265	100%

ANNEX 8

ANALYSIS OF BUDGETARY EXECUTION - 2010 FINANCIAL YEAR - Detail Table

Commitment Appropriations

In EUROS

F P H	T	C	A	HEADING	ADOPTED BUDGET 2010	ASSIGNED REVENUE	TRANSFERS	TOTAL AVAILABLE APPROPRIATIONS	EXECUTION 2010	DIFFERENCE EXECUTION / TOTAL AVAILABLE APPROPRIATIONS	ASSIGNED REVENUE CARRIED OVER TO 2011	DIFFERENCE EXECUTION / TOTAL AVAILABLE APPROPRIATIONS AFTER CARRY OVER TO 2011 OF ASSIGNED REVENUE	% EXECUTION / TOTAL AVAILABLE APPROPRIATIONS AFTER CARRY OVER TO 2011 OF ASSIGNED REVENUE
					(1)	(2)	(3)	(4) = (1) + (2) + (3)	(5)	(6) = (4) - (5)	(7)	(8) = (6) - (7)	(9) = ((5) + (7)) / (4)
<b>(1)</b>													
2	05	03	02	18	Payments to starch potato producers	103.000.000	0	820.000	103.820.000	103.817.583	0	2.417	100%
2	05	03	02	19	Area aid for rice	173.000.000	0	-4.050.000	168.950.000	168.912.482	0	37.518	100%
2	05	03	02	21	Aid for olive groves	100.000.000	0	-2.650.000	97.350.000	97.345.491	0	4.509	100%
2	05	03	02	22	Tobacco premium	301.000.000	0	-5.150.000	295.850.000	295.845.465	0	4.535	100%
2	05	03	02	23	Hops area aid	2.500.000	0	20.000	2.520.000	2.515.535	0	4.465	100%
2	05	03	02	24	Specific quality premium for durum wheat	91.000.000	0	-10.300.000	80.700.000	80.676.294	0	23.706	100%
2	05	03	02	25	Protein crop premium	45.000.000	0	-2.300.000	42.700.000	42.670.677	0	29.323	100%
2	05	03	02	26	Area payment for nuts	94.000.000	0	30.000	94.030.000	94.026.345	0	3.655	100%
2	05	03	02	27	Aid for energy crops	66.000.000	0	7.700.000	73.700.000	73.696.137	0	3.863	100%
2	05	03	02	28	Aid for silkworms	500.000	0	-60.000	440.000	435.590	0	4.410	99%
2	05	03	02	36	Payments for specific types of farming and quality production	449.000.000	0	-14.900.000	434.100.000	434.091.181	0	8.819	100%
2	05	03	02	39	Additional amount for sugar beet and cane producers	50.000.000	0	1.620.000	51.620.000	51.614.468	0	5.532	100%
2	05	03	02	40	Area aid for cotton	259.000.000	0	-37.250.000	221.750.000	221.736.574	0	13.426	100%
2	05	03	02	41	Transitional fruit and vegetables payment - Tomatoes	145.000.000	0	-3.505.000	141.495.000	141.447.589	0	47.411	100%
2	05	03	02	42	Transitional fruit and vegetables payment - Other products than tomatoes	161.000.000	0	-3.250.000	157.750.000	157.732.789	0	17.212	100%
2	05	03	02	43	Transitional soft fruit payment	12.000.000	0	-2.900.000	9.100.000	9.095.822	0	4.178	100%
2	05	03	02	50	Posei - Community support programs	394.000.000	0	-7.800.000	386.200.000	386.198.381	0	1.619	100%
2	05	03	02	51	Posei - Other direct aids and earlier regimes	22.000.000	0	-970.000	21.030.000	21.024.855	0	5.145	100%
2	05	03	02	52	Posei - Aegean Islands	18.000.000	0	490.000	18.490.000	18.487.005	0	2.995	100%
2	05	03	02	99	Other (direct aids)	0	0	1.005.000	1.005.000	1.002.275	0	2.725	100%
2	05	03	03		<b>Additional amounts of aid</b>	<b>6.000.000</b>	<b>0</b>	<b>-2.300.000</b>	<b>3.700.000</b>	<b>3.670.247</b>	<b>0</b>	<b>29.753</b>	<b>99%</b>
<b>05 04 RURAL DEVELOPMENT</b>					<b>0</b>	<b>0</b>	<b>-6.600.000</b>	<b>-6.600.000</b>	<b>-7.136.211</b>	<b>536.211</b>	<b>0</b>	<b>536.211</b>	<b>108%</b>
2	05	04	01		<b>Rural development financed by the EAGGF-Guarantee Section – Programming period 2000 - 2006</b>	<b>0</b>	<b>0</b>	<b>-6.600.000</b>	<b>-6.600.000</b>	<b>-7.136.211</b>	<b>0</b>	<b>536.211</b>	<b>108%</b>
2	05	04	01	14	Rural development financed by the EAGGF Guarantee Section - Programming period 2000-2006	0	0	-6.600.000	-6.600.000	-7.136.211	0	536.211	108%
2	05	04	03		<b>Other measures</b>	<b>0</b>	<b>0</b>	<b>0</b>	<b>0</b>	<b>0</b>	<b>0</b>	<b>0</b>	<b>-</b>
2	05	04	03	02	Plant and animal genetic resources - Completion of earlier measures	0	0	0	0	0	0	0	-
<b>05 07 AUDIT OF AGRICULTURAL EXPENDITURE</b>					<b>-300.500.000</b>	<b>170.186</b>	<b>258.200.000</b>	<b>-42.129.814</b>	<b>-42.586.223</b>	<b>456.409</b>	<b>0</b>	<b>456.409</b>	<b>101%</b>
2	05	07	01		<b>Control of agricultural expenditure</b>	<b>-303.500.000</b>	<b>170.186</b>	<b>261.200.000</b>	<b>-42.129.814</b>	<b>-42.586.223</b>	<b>0</b>	<b>456.409</b>	<b>101%</b>
2	05	07	01	01	Monitoring and preventive measures - Payments by the Member States	0	0	0	0	0	0	0	-
2	05	07	01	02	Monitoring and preventive measures - Direct payments by the EC	6.500.000	0	0	6.500.000	6.486.029	0	13.971	100%
2	05	07	01	05	Checks on application of the rules in agriculture	0	0	0	0	0	0	0	-
2	05	07	01	06	Accounting clearance of previous years' accounts with regard to shared management expenditure under the EAGGF Guarantee Section (previous measures) and under the EAGF	-310.000.000	170.186	256.000.000	-53.829.814	-54.218.243	0	388.428	101%
2	05	07	01	07	Conformity clearance of previous years' accounts with regard to shared management expenditure under the EAGGF Guarantee Section (previous measures) and under the EAGF	0	0	5.200.000	5.200.000	5.145.990	0	54.010	99%
2	05	07	02		<b>Settlement of disputes</b>	<b>3.000.000</b>	<b>0</b>	<b>-3.000.000</b>	<b>0</b>	<b>0</b>	<b>0</b>	<b>0</b>	<b>-</b>

ANNEX 8

ANALYSIS OF BUDGETARY EXECUTION - 2010 FINANCIAL YEAR - Detail Table

Commitment Appropriations

In EUROS

F P H	T	C	A	HEADING	ADOPTED BUDGET 2010	ASSIGNED REVENUE	TRANSFERS	TOTAL AVAILABLE APPROPRIATIONS	EXECUTION 2010	DIFFERENCE EXECUTION / TOTAL AVAILABLE APPROPRIATIONS	ASSIGNED REVENUE CARRIED OVER TO 2011	DIFFERENCE EXECUTION / TOTAL AVAILABLE APPROPRIATIONS AFTER CARRY OVER TO 2011 OF ASSIGNED REVENUE	% EXECUTION / TOTAL AVAILABLE APPROPRIATIONS AFTER CARRY OVER TO 2011 OF ASSIGNED REVENUE
					(1)	(2)	(3)	(4) = (1) + (2) + (3)	(5)	(6) = (4) - (5)	(7)	(8) = (6) - (7)	(9) = ((5) + (7)) / (4)
(1)													
05	08			<b>POLICY STRATEGY AND COORDINATION OF 'AGRICULTURE AND RURAL DEVELOPMENT' POLICY AREA</b>	<b>40.591.000</b>	<b>226.988</b>	<b>0</b>	<b>40.817.988</b>	<b>38.387.906</b>	<b>2.430.082</b>	<b>8.420</b>	<b>2.421.662</b>	<b>94%</b>
2	05	08	01	Farm Accountancy Data Network (FADN)	13.981.000	0	0	13.981.000	13.769.069	211.931	0	211.931	98%
2	05	08	02	Surveys on the structure of agricultural holdings	15.100.000	221.588	0	15.321.588	14.998.022	323.566	8.420	315.146	98%
2	05	08	03	Restructuring of systems for agricultural surveys	1.460.000	5.400	0	1.465.400	1.459.512	5.888	0	5.888	100%
2	05	08	06	Enhancing public awareness of the common agricultural policy	8.000.000	0	0	8.000.000	7.021.461	978.539	0	978.539	88%
2	05	08	09	EAGF - Operational technical assistance	2.050.000	0	0	2.050.000	1.139.843	910.157	0	910.157	56%
11				<b>FISHERIES AND MARITIME AFFAIRS</b>	<b>30.496.768</b>	<b>0</b>	<b>0</b>	<b>30.496.768</b>	<b>30.440.315</b>	<b>56.453</b>	<b>0</b>	<b>56.453</b>	<b>100%</b>
11	02			<b>FISHERIES MARKETS</b>	<b>30.496.768</b>	<b>0</b>	<b>0</b>	<b>30.496.768</b>	<b>30.440.315</b>	<b>56.453</b>	<b>0</b>	<b>56.453</b>	<b>100%</b>
2	11	02	01	Intervention in fishery products	15.500.000	0	0	15.500.000	15.443.547	56.453	0	56.453	100%
2	11	02	01	01 Intervention in fishery products - New measures	15.500.000	0	0	15.500.000	15.443.547	56.453	0	56.453	100%
2	11	02	03	Fisheries programme for the outermost regions	14.996.768	0	0	14.996.768	14.996.768	0	0	0	100%
2	11	02	03	01 Fisheries programme for the outermost regions — New measures	14.996.768	0	0	14.996.768	14.996.768	0	0	0	100%
17				<b>VETERINARY EXPENDITURE</b>	<b>371.885.000</b>	<b>5.247.084</b>	<b>-83.529</b>	<b>377.048.555</b>	<b>359.857.244</b>	<b>17.191.310</b>	<b>468.951</b>	<b>16.722.360</b>	<b>96%</b>
17	01			<b>ADMINISTRATIVE EXPENDITURE of VETERINARY COSTS</b>	<b>2.285.000</b>	<b>0</b>	<b>-83.529</b>	<b>2.201.471</b>	<b>2.015.634</b>	<b>185.837</b>	<b>0</b>	<b>185.837</b>	<b>92%</b>
2	17	01	04	Support expenditure for operations of 'Health and consumer protection' Policy Area	2.285.000	0	-83.529	2.201.471	2.015.634	185.837	0	185.837	92%
2	17	01	04	01 Plant-health measures — Expenditure on administrative management	250.000	0	0	250.000	150.160	99.840	0	99.840	60%
2	17	01	04	05 Feed and food safety and related activities — Expenditure on administrative management	675.000	0	-46.351	628.649	581.369	47.280	0	47.280	92%
2	17	01	04	07 Animal disease eradication and Emergency fund — Expenditure on administrative management	250.000	0	0	250.000	211.283	38.717	0	38.717	85%
2	17	01	04	31 Executive Agency for health and consumers. Subsidy for programmes under Heading 2	1.110.000	0	-37.178	1.072.822	1.072.822	0	0	0	100%
17	03			<b>PUBLIC HEALTH</b>	<b>16.900.000</b>	<b>0</b>	<b>0</b>	<b>16.900.000</b>	<b>16.900.000</b>	<b>0</b>	<b>0</b>	<b>0</b>	<b>100%</b>
2	17	03	02	Community tobacco fund — Direct payments by the European Union	16.900.000	0	0	16.900.000	16.900.000	0	0	0	100%
17	04			<b>FOOD SAFETY, ANIMAL HEALTH, ANIMAL WELFARE &amp; PLANT HEALTH</b>	<b>352.700.000</b>	<b>5.247.084</b>	<b>0</b>	<b>357.947.084</b>	<b>340.941.611</b>	<b>17.005.473</b>	<b>468.951</b>	<b>16.536.523</b>	<b>95%</b>
2	17	04	01	Animal disease eradication and monitoring programmes and monitoring of the physical conditions of animals that could pose a public health risk linked to an external factor	275.000.000	5.110.190	-2.797.817	277.312.373	274.082.000	3.230.373	450.373	2.780.000	99%
2	17	04	01	01 Animal disease eradication and monitoring programmes and monitoring of the physical conditions of animals that could pose a public-health risk linked to an external factor — New measures	275.000.000	5.110.190	-2.797.817	277.312.373	274.082.000	3.230.373	450.373	2.780.000	99%

ANNEX 8

ANALYSIS OF BUDGETARY EXECUTION - 2010 FINANCIAL YEAR - Detail Table

Commitment Appropriations

In EUROS

F P H	T	C	A	HEADING	ADOPTED BUDGET 2010	ASSIGNED REVENUE	TRANSFERS	TOTAL AVAILABLE APPROPRIATIONS	EXECUTION 2010	DIFFERENCE EXECUTION / TOTAL AVAILABLE APPROPRIATIONS	ASSIGNED REVENUE CARRIED OVER TO 2011	DIFFERENCE EXECUTION / TOTAL AVAILABLE APPROPRIATIONS AFTER CARRY OVER TO 2011 OF ASSIGNED REVENUE	% EXECUTION / TOTAL AVAILABLE APPROPRIATIONS AFTER CARRY OVER TO 2011 OF ASSIGNED REVENUE
					(1)	(2)	(3)	(4) = (1) + (2) + (3)	(5)	(6) = (4) - (5)	(7)	(8) = (6) - (7)	(9) = ((5) + (7)) / (4)
2	17	04	02	<b>Other measures in the veterinary, animal welfare and public health field</b>	<b>18.500.000</b>	<b>0</b>	<b>0</b>	<b>18.500.000</b>	<b>12.528.635</b>	<b>5.971.365</b>	<b>0</b>	<b>5.971.365</b>	<b>68%</b>
2	17	04	02 01	Other measures in the veterinary, animal welfare and public-health field — New measures	18.500.000	0	0	18.500.000	12.528.635	5.971.365	0	5.971.365	68%
2	17	04	03	<b>Emergency fund for veterinary complaints and other animal contaminations which are a risk to public health</b>	<b>30.000.000</b>	<b>107.139</b>	<b>-7.244.076</b>	<b>22.863.063</b>	<b>15.089.083</b>	<b>7.773.980</b>	<b>0</b>	<b>7.773.980</b>	<b>66%</b>
2	17	04	03 01	Emergency fund for veterinary complaints and other animal contaminations which are a risk to public health — New measures	30.000.000	107.139	-7.244.076	22.863.063	15.089.083	7.773.980	0	7.773.980	66%
2	17	04	04	<b>Plant health measures</b>	<b>3.200.000</b>	<b>0</b>	<b>5.087.161</b>	<b>8.287.161</b>	<b>8.287.161</b>	<b>0</b>	<b>0</b>	<b>0</b>	<b>100%</b>
2	17	04	04 01	Plant-health measures — New measures	3.200.000	0	5.087.161	8.287.161	8.287.161	0	0	0	100%
2	17	04	05	<b>Community Plant Variety Office</b>	<b>0</b>	<b>0</b>	<b>0</b>	<b>0</b>	<b>0</b>	<b>0</b>	<b>0</b>	<b>0</b>	<b>-</b>
2	17	04	05 01	Community Plant Variety Office - Subsidy under Titles 1 and 2	0	0	0	0	0	0	0	0	-
2	17	04	05 02	Community Plant Variety Office - Subsidy under Title 3	0	0	0	0	0	0	0	0	-
2	17	04	07	<b>Feed and food safety and related activities</b>	<b>26.000.000</b>	<b>29.754</b>	<b>4.954.732</b>	<b>30.984.486</b>	<b>30.954.731</b>	<b>29.756</b>	<b>18.578</b>	<b>11.178</b>	<b>100%</b>
2	17	04	07 01	Feed and food safety and related activities — New measures	26.000.000	29.754	4.954.732	30.984.486	30.954.731	29.756	18.578	11.178	100%
<b>TOTAL 2010 EAGF</b>					<b>43.819.801.768</b>	<b>1.157.523.568</b>	<b>-83.529</b>	<b>44.977.241.807</b>	<b>44.046.014.880</b>	<b>931.226.926</b>	<b>905.573.757</b>	<b>25.653.170</b>	<b>100%</b>
2	05	02	16	<b>Sugar Restructuring Fund</b>	<b>0</b>	<b>1.375.054.272</b>	<b>0</b>	<b>1.375.054.272</b>	<b>330.297.467</b>	<b>1.044.756.805</b>	<b>1.044.756.805</b>	<b>0</b>	<b>100%</b>
2	05	02	16 01	Sugar Restructuring Fund	0	1.375.054.272	0	1.375.054.272	330.297.467	1.044.756.805	1.044.756.805	0	100%
2	05	02	16 02	Clearance with regard to Sugar Restructuring Fund	0	0	0	0	0	0	0	0	-
2	05	02	17	<b>Pilot projects. Support for farmers</b>	<b>4.500.000</b>	<b>0</b>	<b>0</b>	<b>4.500.000</b>	<b>1.454.303</b>	<b>3.045.697</b>	<b>0</b>	<b>3.045.697</b>	<b>32%</b>
2	05	02	17 01	Support for farmers' cooperatives	1.500.000	0	0	1.500.000	1.454.303	45.697	0	45.697	97%
2	05	02	17 02	European farm prices and margins observatory	1.500.000	0	0	1.500.000	0	1.500.000	0	1.500.000	0%
2	05	02	17 03	Support for farmers' & consumers' initiatives for low carbon emission, low energy consumption & locally marketed food production	1.500.000	0	0	1.500.000	0	1.500.000	0	1.500.000	0%
2	05	08	10	<b>Pilot project — Assessing end-user costs of compliance with EU legislation in the fields of environment, animal welfare and food</b>	<b>0</b>	<b>0</b>	<b>0</b>	<b>0</b>	<b>0</b>	<b>0</b>	<b>0</b>	<b>0</b>	<b>-</b>
<b>TOTAL 2010</b>					<b>43.824.301.768</b>	<b>2.532.577.839</b>	<b>-83.529</b>	<b>46.356.796.078</b>	<b>44.377.766.650</b>	<b>1.979.029.428</b>	<b>1.950.330.561</b>	<b>28.698.867</b>	<b>100%</b>

(1) FPH = Financial Perspectives Heading / T = Title / C = Chapter / A = Article / I = Item

(2) Reserve of 300 000 000 € included

ANNEX 9

Assigned revenue for policy area 05 (under shared management)\* Appropriations C4

Commitment Appropriations

in EUROS

Assigned Revenue 2010					Use of Assigned Revenue					Carriedforward to 2011		
ITEM	Funds	Description	Amount	Link - Budgetary Attribution		Budgetary Expenditure Line	Funds	Description	Amount			
				Budgetary Line	Amount				Detail		Total	
					Detail					Total		
<b>CHAPTER 67 : REVENUE CONCERNING EAGF</b>												
6 7 0 1	IC4	Clearance of EAGF accounts – Assigned revenue	735.114.995,57	05 02 08 99	404.863.969,54	05 02 08 99	C4	Other measures (Fruits & vegetables)	1.263.652,24			
6 7 0 2	IC4	EAGF Irregularities – Assigned revenue	172.373.829,43	05 03 01 99	172.373.829,43							
6 7 0 3	IC4	Superlevy from milk producers – Assigned revenue	103.044.369,90	05 03 01 99	103.044.369,90							
6 7 0	IC4	Revenue concerning EAGF	1.010.533.194,90			05 03 01 01	C4	SPS (single payment scheme)	104.173.156,37			
6 7	IC4	REVENUE CONCERNING EAGF * TOTAL Chapter 67	1.010.533.194,90		1.010.533.194,90					105.436.808,61	905.096.386,29	
<b>CHAPTER 68 : TEMPORARY RESTRUCTURING AMOUNTS</b>												
6 8 0 1	IC4	Temporary restructuring amounts – Assigned revenue	606.762.831,87	05 02 16 00	606.762.831,87	05 02 16 00	C4	Sugar Restructuring Fund	-3.959.109,00			
6 8 0 2		Irregularities concerning the temporary restructuring fund – Assigned revenue	0,00									
6 8 0 3		Clearance with regard to the temporary restructuring fund – Assigned revenue	0,00									
6 8 0	IC4	Temporary restructuring amounts	606.762.831,87									
6 8	IC4	TEMPORARY RESTRUCTURING AMOUNTS	606.762.831,87							-3.959.109,00	610.721.940,87	
<b>TOTAL</b>										<b>TOTAL</b>	<b>101.477.699,61</b>	<b>1.515.818.327,16</b>

\* Under centralised direct management, for the commitments of article 05 08 02, assigned revenue (C4) amounting to EUR 8 419.77 has not been used and it will be carried over to 2011.

ANNEX 10

Assigned revenue for policy area 05 (under shared management)\* Appropriations C5

Commitment Appropriations						in EUROS				Carriedforward to 2011**	
Assigned Revenue 2010						Use of Assigned Revenue					
ITEM	Funds	Description	Amount	Link - Budgetary Attribution		Budgetary Expenditure Line	Funds	Description	Amount		
				Budgetary Line	Amount				Detail	Total	Detail
<b>CHAPTER 67 : REVENUE CONCERNING EAGF</b>											
6 7 0 1	IC5	Clearance of EAGF accounts – Assigned revenue	667.432,82	05 02 08 99	663.407,34						
				05 02 12 01	4.025,48	05 02 08 03	C5	Operational funds for producers organisations	667.432,82		
									667.432,82	667.432,82	-
6 7 0 2	IC5	EAGF Irregularities – Assigned revenue	140.848.868,17	05 03 01 99	140.852.893,65	05 03 01 01	C5	SPS (single payment scheme)	140.678.682,26		
				05 02 12 01	-4.025,48	05 07 01 06	C5	Accounting clearance of previous years' accounts with regard to shared management expenditure under the EAGGF Guarantee Section (previous measures) and under the EAGF	170.185,91		
									140.848.868,17	140.848.868,17	-
6 7 0	IC5	Revenue concerning EAGF	141.516.300,99								
6 7	IC5	REVENUE CONCERNING EAGF * TOTAL Chapter 67	141.516.300,99							141.516.300,99	
<b>CHAPTER 68 : TEMPORARY RESTRUCTURING AMOUNTS</b>											
6 8 0 1	IC5	Temporary restructuring amounts – Assigned revenue	768.291.439,67	05 02 16 00	768.291.439,67	05 02 16 00	C5	Sugar Restructuring Fund	334.256.575,97		
									768.291.439,67	334.256.575,97	434.034.863,70
6 8 0 2		Irregularities concerning the temporary restructuring fund – Assigned revenue	0,00								
6 8 0 3		Clearance with regard to the temporary restructuring fund – Assigned revenue	0,00								
6 8 0	IC5	Temporary restructuring amounts	768.291.439,67								
6 8	IC5	TEMPORARY RESTRUCTURING AMOUNTS **	768.291.439,67							334.256.575,97	
<b>TOTAL</b>			<b>909.807.740,66</b>			<b>TOTAL</b>			<b>475.772.876,96</b>	<b>434.034.863,70</b>	

\* Under centralised direct management, the total commitments made for article 05 08 02 were partly funded by assigned revenue (C5) amounting to EUR 213 168,44. Therefore, the total overall amount of assigned revenue (C5) used, under both shared and centralised direct management, amounted to EUR

\*\* The amount of EUR 434 034 863,70, involving temporary restructuring amounts (C5 appropriations) , was exceptionally carried over to 2011.



ANNEX 11

VETERINARY & PLANT HEALTH MEASURES  
 2010 BUDGET EXECUTION financed by EAGF

Commitment Appropriations

Budget Line	Heading	Credits after transfer	Committed	In EUR balance credits- commitments
<b>17.010401</b>	<b>Plant-health measures. Expenditure on administrative management</b>	<b>250.000</b>	<b>150.160</b>	<b>99.840</b>
1	Evaluation plant health regime		150.160	
<b>17.010405</b>	<b>Feed and Food safety and related activities. Expenditure on administrative management</b>	<b>628.649</b>	<b>581.369</b>	<b>47.280</b>
1	Supportive actions training food and feed		581.369	
<b>17.010407</b>	<b>Animal disease eradication and emergency fund. Expenditure on administrative management</b>	<b>250.000</b>	<b>211.283</b>	<b>38.717</b>
1	Administrative assistance relating to audit		211.283	
<b>17.010431</b>	<b>Executive Agency for Health and Consumers. Subsidy for programmes under Heading 2</b>	<b>1.072.822</b>	<b>1.072.822</b>	<b>0</b>
<b>17.0302</b>	<b>Community Tobacco Fund. Direct Payments by the European Union</b>	<b>16.900.000</b>	<b>16.900.000</b>	<b>0</b>
<b>17.040101</b>	<b>Animal disease eradication and monitoring programmes and monitoring of the physical conditions of animals that could pose a public-health risk linked to an external factor</b>	<b>277.312.373</b>	<b>274.082.000</b>	<b>3.230.373</b>
1	Eradication		94.740.000	
2	Bluetongue		68.160.000	
3	Avian influenza		4.915.000	
4	TSE/BSE and scrapie		81.840.000	
5	Salmonella		24.427.000	
<b>17.040201</b>	<b>Other measures in the veterinary, animal welfare and public-health field</b>	<b>18.500.000</b>	<b>12.528.635</b>	<b>5.971.365</b>
1	OIE conferences		476.712	
2	Purchase FMD antigens		7.000.000	
3	IT (TRACES, ADNS, ...)		3.470.000	
4	Communication - different actions		1.581.924	
<b>17.040301</b>	<b>Emergency fund for veterinary complaints and other diseases of animal contaminations which are a risk to public health</b>	<b>22.863.063</b>	<b>15.089.083</b>	<b>7.773.980</b>
1	Classical swine fever		18.719	
2	Maladie vésiculeuse du porc		8.750.509	
3	Bluetongue		1.202.500	
4	Avian influenza		1.273.505	
5	Foot-and-mouth disease		722.299	
6	Other actions		3.121.551	
<b>17.040401</b>	<b>Plant-health measures - Expenditure on operational management</b>	<b>8.287.161</b>	<b>8.287.161</b>	<b>0</b>
1	Solidarité		7.342.161	
2	IT		705.000	
3	Poseidom		240.000	
<b>17040701</b>	<b>Food and feed control Expenditure on operational management</b>	<b>30.984.486</b>	<b>30.954.731</b>	<b>29.755</b>
1	IT and communication		921.113	
2	Lab. Comm. de référence risques biologiques		4.997.381	
3	Lab. Comm. de référence résidus		4.725.000	
4	Lab. Comm. de référencesanté animale		3.878.000	
5	Better traing for safer food		14.000.000	
6	Other actions		2.433.237	
<b>TOTAL TITLE 17 - EAGF 2010 EXPENDITURE</b>			<b>359.857.244</b>	

ANNEX 12  
 VETERINARY and PLANT HEALTH MEASURES - 2010 Budget execution by Member State financed by EAGF\*

COMMITMENTS (Fund Source C1)

Line	Measure	Belgium	Bulgaria	Czech Rep.	Denmark	Germany	Estonia	Greece	Spain	France	Ireland	Italy	Cyprus	Latvia	Lithuania	Luxemburg	Malta	Hungary	Neth.lands	Austria	Poland	Portugal	Romania	Slovenia	Slovakia	Finland	Sweden	UK	#	TOTAL		
17.04010	<b>Animal disease eradication and monitoring programmes</b>																															
1	Eradication	310.000	2.015.000			1.400.000	1.380.000		15.800.000	720.000	12.500.000	10.860.000	150.000	1.455.000	580.000	25.000	515.000	1.530.000		200.000	9.030.000	3.800.000	2.020.000	860.000	740.000	150.000	850.000	28.700.000		94.740.000		
2	Bluetongue	4.500.000	6.000	1.650.000	50.000	1.700.000	130.000	70.000	19.000.000	33.500.000	80.000	2.700.000		20.000	10.000	300.000	4.000	70.000		1.000.000	70.000	2.100.000	110.000	40.000	50.000	20.000	850.000			68.160.000		
3	Avian influenza	135.000	50.000	85.000	200.000	450.000	10.000	70.000	300.000	250.000	110.000	1.300.000	20.000	60.000		10.000	10.000	300.000		55.000	100.000	40.000	400.000	40.000	35.000	35.000	200.000	300.000		4.915.000		
4	TSE/BSE and scrapie	2.340.000	440.000	1.380.000	1.420.000	11.260.000	300.000	2.000.000	6.480.000	16.980.000	4.700.000	7.210.000	4.070.000	360.000	700.000	100.000	30.000	1.230.000	3.370.000	1.510.000	4.930.000	1.640.000	1.000.000	240.000	650.000	610.000	970.000	5.920.000		81.840.000		
5	Salmonella	900.000	20.000	2.500.000	400.000	800.000	25.000	550.000	1.400.000	3.500.000	100.000	900.000	100.000	50.000	10.000	10.000	150.000	2.500.000	3.500.000	960.000	4.600.000	55.000	600.000	117.000	600.000		80.000		24.427.000			
	<b>sous-total</b>	8.185.000	2.531.000	5.615.000	2.070.000	15.610.000	1.845.000	2.690.000	42.980.000	54.950.000	17.490.000	22.970.000	4.340.000	1.945.000	1.300.000	445.000	709.000	5.630.000	7.350.000	3.725.000	18.730.000	7.635.000	4.130.000	1.297.000	2.075.000	2.020.000	35.000.000	0	274.082.000			
17.04020	<b>Other measures in the veterinary, animal welfare and public-health field</b>																															
1	OIE conferences																												476.712	476.712		
2	purchase FMD antigen																												7.000.000	7.000.000		
3	IT (TRACES, ADNS, ....)																												3.470.000	3.470.000		
4	Communication -																												1.581.924	1.581.924		
	<b>sous-total</b>																												12.528.635	12.528.635		
17.04030	<b>Emergency fund</b>																															
1	swine vesicular disease											8.750.509																	8.750.509	8.750.509		
2	Classical swine fever																												18.719	18.719		
3	bluetongue	389.428				794.622										18.450															1.202.500	
4	Avian influenza			41.698		103.565												1.051.380													1.273.505	
5	foot-and-mouth disease												199.333																		722.299	
	<b>sous-total</b>	389.428		41.698		898.187						8.750.509	199.333			18.450		1.051.380									599.827			11.967.532		
17.04040	<b>Plant-health measures -operat.manag.</b>																															
1	Solidarité					186.234			289.183	186.930		1.042.944	24.653									5.612.217									7.342.161	
2	IT																														705.000	
3	Poseidom									240.000																					240.000	
	<b>sous-total</b>					186.234			289.183	426.930		1.042.944	24.653									5.612.217								705.000	8.287.161	
17.04070	<b>Food and feed control -operat.manag.</b>																															
1	IT and communicator Lab. Comm. de référence risques																														921.113	
2	biologiques Lab. Comm. de référence résidus	555.000			397.000				285.000	970.000		612.381																			4.997.381	
3	Better training for safer food				223.900	1.538.310			490.840	475.000		300.000																			1.221.950	
4	other actions				255.000	385.000			440.000	1.290.000																					14.000.000	
	<b>sous-total</b>	555.000			875.900	1.923.310			1.215.840	2.735.000		912.381							859.000								455.000	2.847.000	18.576.300	30.954.731		
17.01040	<b>Plant-health measures - adm. manag.</b>																															
1	Evaluation plant health regime																														150.160	
	<b>sous-total</b>																														150.160	150.160
17.01040	<b>Food and feed control adm. management</b>																															
1	Supportive actions training food and feed																														581.369	
	<b>sous-total</b>																														581.369	581.369
17.01040	<b>Animal disease eradication and emergency fund</b>																															
1	administrative assitance relating to audit																														211.283	
	<b>sous-total</b>																														211.283	211.283
	<b>TOTAL</b>	9.129.428	2.531.000	5.656.698	2.945.900	18.617.731	1.845.000	2.690.000	44.485.023	58.111.930	17.490.000	33.675.834	4.563.986	1.945.000	1.300.000	463.450	709.000	6.681.380	8.209.000	3.725.000	18.730.000	13.247.217	4.130.000	1.297.000	2.093.719	815.000	2.475.000	38.446.827	34.952.747	340.962.872		

\* Community Tobacco Fund (17 03 02) and Executive Agency for Health and Consumers (17 01 04 31) not included.

**ANNEX 13**  
**Expenditure for DIRECT AIDS by MEASURE and by MEMBER STATE**

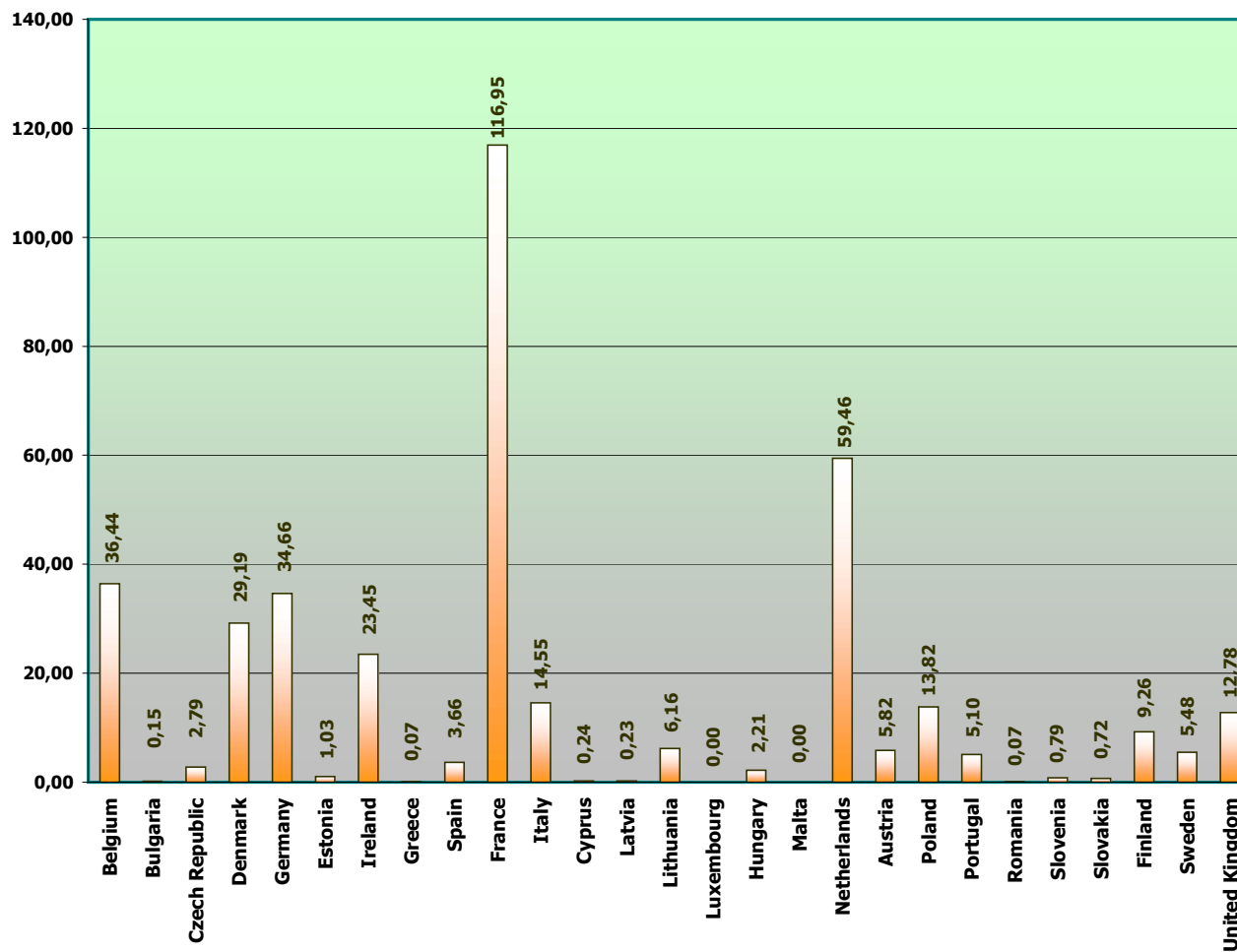
Commitment Appropriations																											In M€			
Budget line	Heading	BE	BG	CZ	DK	DE	EE	IE	GR	ES	FR	IT	CY	LV	LT	LU	HU	MT	NL	AT	PL	PT	RO	SI	SK	FI	SE	GB	TOTAL	
05 03 01 01	SPS (single payment scheme)	478,122	-	-	913,428	5,359,005	-	1,264,556	2,097,994	3,443,382	5,769,153	3,517,741	-	-	34,710	-	3,405	684,867	617,873	-	391,376	-	72,407	-	497,678	658,605	3,266,600	29,070,902		
05 03 01 02	SAPS (single area payment scheme)	-	272,079	517,021	-	-	60,639	-	-	-	-	-	28,686	83,557	220,109	-	771,052	-	1,671,603	-	610,981	-	225,200	-	-	-	-	4,460,928		
05 03 01 03	Separate sugar payment	-	-	44,242	-	-	-	-	-	-	-	-	-	6,583	10,120	-	40,939	-	-	-	157,874	-	3,569	-	17,705	-	-	281,033		
05 03 01 04	Separate fruit and vegetables payment	-	-	0,414	-	-	-	-	-	-	-	-	-	-	-	-	4,552	-	-	-	6,696	-	-	-	0,514	-	-	12,176		
05 03 01 99	Other (decoupled direct aids)	-	-	-	-	-	-	-	-	-	-	-	-	-	-	-	-	-	-	-	-	-	-	-	-	-	-	-		
<b>05 03 01</b>	<b>Decoupled direct aids</b>	<b>478,122</b>	<b>272,079</b>	<b>561,678</b>	<b>913,428</b>	<b>5,359,005</b>	<b>60,639</b>	<b>1,264,556</b>	<b>2,097,994</b>	<b>3,443,382</b>	<b>5,769,153</b>	<b>3,517,741</b>	<b>28,686</b>	<b>90,140</b>	<b>230,229</b>	<b>34,710</b>	<b>816,543</b>	<b>3,405</b>	<b>684,867</b>	<b>617,873</b>	<b>1,836,173</b>	<b>391,376</b>	<b>614,550</b>	<b>72,407</b>	<b>243,420</b>	<b>497,678</b>	<b>658,605</b>	<b>3,266,600</b>	<b>33,825,039</b>	
05 03 02 01	Crops area payments	-0,003	-	-	-	0,162	-	-	0,009	353,593	1,076,917	3,936	-	-	-	-	-	-	0,277	-0,028	-	-0,003	-	0,001	-	-	0,006	-	1,434,867	
05 03 02 04	Supplementary aid for durum wheat: traditional production zones	-	-	-	-	-	-	-	0,021	33,910	13,369	0,154	-	-	-	-	-	-	-	-0,000	-	-	-	-	-	-	-	-	47,455	
05 03 02 05	Production aid for seeds	1,025	-	-	-	-	-	-	1,292	7,452	2,157	11,436	-	-	-	-	-	-	0,464	-	0,239	-	-	-	-	1,062	-	25,127		
05 03 02 06	Suckler-cow premium	72,393	-	-	-	0,004	-	0,037	-	245,994	678,471	0,285	-	-	-	-	-	-	0,001	66,996	74,894	-	0,000	-	-	-	-	-0,020	1,139,054	
05 03 02 07	Additional suckler-cow premium	18,122	-	-	-	-	-	-	-	24,372	-0,000	0,015	-	-	-	-	-	-	-	0,078	-	0,000	-	-	-	-	-	0,000	51,566	
05 03 02 08	Beef special premium	0,005	-	-	30,170	0,006	-	0,011	-0,001	0,066	-0,013	-0,103	-	-	-	-	-	-	0,000	-0,041	-	8,908	-	5,921	-	22,103	33,987	0,003	92,119	
05 03 02 09	Beef slaughter premium — Calves	5,858	-	-	-	0,000	-	-	-	0,524	65,767	0,237	-	-	-	-	-	-	37,657	3,786	-	0,870	-	0,000	-	-	-	-	114,699	
05 03 02 10	Beef slaughter premium — Adults	0,025	-	-	-0,001	0,004	-	0,009	-0,000	43,535	92,558	0,985	-	-	-	-	-	-	57,800	15,027	-	8,098	-	0,001	-	-	-	0,010	218,049	
05 03 02 13	Sheep and goat premium	-	-	-	0,794	-	-	0,005	-	172,929	51,232	0,184	-	-	-	-	-	-	-	-	-	20,762	-	0,452	-	0,549	-	0,038	246,946	
05 03 02 14	Sheep and goat supplementary premium	-	-	-	-	0,001	-	0,001	-	52,346	15,511	0,038	-	-	-	-	-	-	-	-	-0,000	6,527	-	0,151	-	0,182	-	0,011	74,767	
05 03 02 18	Payments to starch potato producers	-	-	-	10,249	43,667	-	-	-	-	15,326	-	-	-	-	-	-	-	25,810	2,366	-	-	-	-	-	2,698	3,702	-	103,818	
05 03 02 19	Area aid for rice	-	-	-	-	-	-	-	10,819	46,796	8,786	92,134	-	-	-	-	-	-	-	-	-	10,377	-	-	-	-	-	-	168,912	
05 03 02 21	Aid for olive groves	-	-	-	-	-	-	-	0,024	96,938	-	0,383	-	-	-	-	-	-	-	-	-	-	-	-	-	-	-	-	97,345	
05 03 02 22	Tobacco premium	-	-	-	-	18,724	-	-	-	62,118	42,600	167,397	-	-	-	-	-	-	-	-	-	-	5,006	-	-	-	-	-	295,845	
05 03 02 23	Hops area aid	-	-	-	-	2,277	-	-	-	-	0,091	-	-	-	-	-	-	-	-	-	0,026	-	-	0,122	-	-	-	-	2,516	
05 03 02 24	Specific quality premium for durum wheat	-	-	-	-	-	-	-	18,070	19,303	7,798	35,224	-	-	-	-	-	-	-	-	0,255	-	0,025	-	-	-	-	-	80,676	
05 03 02 25	Protein crop premium	0,053	-	-	0,483	3,821	-	0,213	0,147	9,775	10,545	4,245	-	-	0,014	-	-	-	0,038	0,965	-	0,308	-	0,021	-	0,619	2,156	9,267	42,671	
05 03 02 26	Area payments for nuts	0,006	-	-	-	0,054	-	-	4,754	66,845	2,009	15,405	-	-	-	0,003	-	-	0,006	0,011	-	4,909	-	0,012	-	-	-	0,011	94,026	
05 03 02 27	Aid for energy crops	0,273	0,287	1,754	1,168	18,288	1,044	0,226	0,894	1,329	27,664	0,940	-	0,853	6,495	0,010	0,807	-	0,015	1,029	1,994	0,018	1,852	0,005	1,910	0,647	0,830	3,364	73,696	
05 03 02 28	Aid for silkworms	-	-	-	-	-	-	-	0,388	0,010	0,007	0,030	-	-	-	-	-	-	-	-	-	-	-	-	-	-	-	-	0,436	
05 03 02 36	Payments for specific types of farming and quality production	-	-	-	-	-	-	6,725	99,740	101,666	-	168,930	-	-	-	-	-	-	-	-	-	-	9,139	-	4,379	-	14,591	3,162	25,759	434,091
05 03 02 39	Additional amount for sugar beet and cane producers	-	-	-	-	-	-	-	6,880	24,267	-	20,380	-	-	-	-	-	-	-	-	-	0,088	-	-	-	-	-	-	51,614	
05 03 02 40	Area aid for cotton	-	-	-	-	-	-	-	159,571	62,165	-	-	-	-	-	-	-	-	-	-	-	-	-	-	-	-	-	-	221,737	
05 03 02 41	Transitional fruit and vegetables payment — Tomatoes	-	-	-	-	-	-	-	9,795	26,383	3,718	84,673	-	-	-	-	-	-	-	-	-	-	15,538	0,836	-	0,506	-	-	141,448	
05 03 02 42	Transitional fruit and vegetables payment — Other products than tomatoes	-	-	-	-	-	-	-	14,774	89,434	40,475	8,627	4,421	-	-	-	-	-	-	-	-	-	-	-	-	-	-	-	157,733	
05 03 02 43	Transitional soft fruit payment	-	0,194	-	-	-	-	-	-	-	-	-	-	0,003	-	-	0,011	-	-	-	8,888	-	-	-	-	-	-	-	9,096	
05 03 02 50	POSEI — Community support programmes	-	-	-	-	-	-	-	-	174,013	151,500	-	-	-	-	-	-	-	-	-	-	-	60,685	-	-	-	-	-	386,198	
05 03 02 51	POSEI-Other direct aids and earlier regimes	-	-	-	-	-	-	-	-	-	2,244	-	-	-	-	-	-	-	-	-	-	-	18,781	-	-	-	-	-	21,025	
05 03 02 52	POSEI — Aegean Islands	-	-	-	-	-	-	-	18,487	-	-	-	-	-	-	-	-	-	-	-	-	-	-	-	-	-	-	18,487		
05 03 02 99	Other (direct aids)	-0,001	-	-	-0,006	0,002	-	0,029	-0,002	0,263	0,006	0,754	-	-	-	-	-	-	0,002	-0,040	-	-	-	0,001	-	0,000	-	-0,005	1,002	
<b>05 03 02</b>	<b>Other direct aids</b>	<b>97,756</b>	<b>0,480</b>	<b>1,754</b>	<b>42,859</b>	<b>87,008</b>	<b>1,044</b>	<b>7,256</b>	<b>345,661</b>	<b>1,716,026</b>	<b>2,308,741</b>	<b>616,292</b>	<b>4,421</b>	<b>0,856</b>	<b>6,495</b>	<b>0,027</b>	<b>0,817</b>	<b>-</b>	<b>122,071</b>	<b>90,431</b>	<b>10,882</b>	<b>245,243</b>	<b>2,688</b>	<b>11,066</b>	<b>2,416</b>	<b>42,452</b>	<b>43,842</b>	<b>38,439</b>	<b>5,847,022</b>	
05 03 03 00	Additional amounts of aid	0,092	-	-	0,006	0,053	-	0,137	0,000	0,291	0,510	0,685	-	-	-	-	-	-	0,048	0,021	-	-0,006	-	-	-	0,004	0,032	1,798	3,670	
<b>05 03 03</b>	<b>Additional amounts of aid</b>	<b>0,092</b>	<b>-</b>	<b>-</b>	<b>0,006</b>	<b>0,053</b>	<b>-</b>	<b>0,137</b>	<b>0,000</b>	<b>0,291</b>	<b>0,510</b>	<b>0,685</b>	<b>-</b>	<b>-</b>	<b>-</b>	<b>-</b>	<b>-</b>	<b>-</b>	<b>0,048</b>	<b>0,021</b>	<b>-</b>	<b>-0,006</b>	<b>-</b>	<b>-</b>	<b>-</b>	<b>0,004</b>	<b>0,032</b>	<b>1,798</b>	<b>3,670</b>	
	Sub-total FUND SOURCE C1 (*)	435,155	272,559	563,432	956,095	5,444,719	61,684	1,267,531	2,418,080	5,147,839	8,062,090	4,111,341	33,107	90,996	236,724	34,707	817,361	3,365	806,945	708,014	1,847,055	631,021	617,238	83,316	245,835	540,102	702,234	3,292,335	39,430,879	
	Sub-total FUND SOURCE C4 (**)	0,137	-	-	0,197	1,347	-	4,417	25,575	11,860	16,314	23,378	-	-	-	0,030	-	0,040	0,039	0,311	-	5,592	-	0,157	-	0,032	0,245	14,503	104,173	
	Sub-total FUND SOURCE C5 (***)	140,679	-	-	-	-	-	-	-	-	-	-	-	-	-	-	-	-	-	-	-	-	-	-	-	-	-	-	140,679	
<b>05 03</b>	<b>EAGF DIRECT AIDS 2010 EXPENDITURE</b>	<b>575,970</b>	<b>272,559</b>	<b>563,432</b>	<b>956,292</b>	<b>5,446,065</b>	<b>61,684</b>	<b>1,271,948</b>	<b>2,443,655</b>	<b>5,159,699</b>	<b>8,078,404</b>	<b>4,134,719</b>	<b>33,107</b>	<b>90,996</b>	<b>236,724</b>	<b>34,737</b>	<b>817,361</b>	<b>3,405</b>	<b>806,985</b>	<b>708,325</b>	<b>1,847,055</b>	<b>636,613</b>	<b>617,238</b>	<b>83,473</b>						

ANNEX 14

EXPENDITURE FOR EXPORT REFUNDS BY MEMBER STATE - 2010 Financial year - In EUR million

Commitment Appropriations

Member State - EU 27	2010
Belgium	36,44
Bulgaria	0,15
Czech Republic	2,79
Denmark	29,19
Germany	34,66
Estonia	1,03
Ireland	23,45
Greece	0,07
Spain	3,66
France	116,95
Italy	14,55
Cyprus	0,24
Latvia	0,23
Lithuania	6,16
Luxembourg	0,00
Hungary	2,21
Malta	0,00
Netherlands	59,46
Austria	5,82
Poland	13,82
Portugal	5,10
Romania	0,07
Slovenia	0,79
Slovakia	0,72
Finland	9,26
Sweden	5,48
United Kingdom	12,78
<b>TOTAL Export Refunds Expenditure</b>	<b>385,093</b>



ANNEX 15

EXPENDITURE for INTERVENTION in STORAGE - 2010 Financial year

Commitment Appropriations

in Million Euro

PRODUCTS	TOTAL STORAGE a = b + c	TOTAL PRIVATE STORAGE b	TOTAL PUBLIC STORAGE c = d+e+f+g	PUBLIC STORAGE (Details)					
				Technical costs d	Financial costs e	Difference between purchase and sales price f	DEPRECIATIONS		
							Total depreciation g = h + i	Purchase depreciation h	Complementary depreciation end of the exercise i
<b>CEREALS</b>	<b>95,72</b>	<b>0,00</b>	<b>95,72</b>	<b>77,93</b>	<b>4,33</b>	<b>1,48</b>	<b>11,98</b>	<b>11,54</b>	<b>0,44</b>
BREAD MAKING QUALITY WHEAT	4,16		4,16	2,76	0,27	0,18	0,95	0,51	0,44
BARLEY	84,69		84,69	69,29	3,44	0,93	11,03	11,03	
RYE	0,00		0,00				0,00		
MAIZE	6,86		6,86	5,88	0,62	0,37	0,00	0,00	
SORGHUM	0,00		0,00	0,00	0,00	0,00	0,00		
<b>RICE</b>	<b>0,00</b>	<b>0,00</b>	<b>0,00</b>						
<b>SUGAR</b>	<b>0,43</b>	<b>0,00</b>	<b>0,43</b>	<b>0,44</b>	<b>0,04</b>	<b>-0,05</b>	<b>0,00</b>	<b>0,00</b>	<b>0,00</b>
WHITE SUGAR	0,43		0,43	0,44	0,04	-0,05	0,00		
RAW SUGAR	0,00		0,00				0,00		
<b>OIL CROPS</b>	<b>7,93</b>	<b>7,93</b>	<b>0,00</b>						
<b>FIBRE FLAX AND HEMP</b>	<b>0,05</b>	<b>0,05</b>	<b>0,00</b>						
<b>FRUIT AND VEGETABLES</b>	<b>0,00</b>		<b>0,00</b>						
<b>PRODUCTS OF WINE-GROWING SECTOR/ ALCOHOL</b>	<b>12,26</b>	<b>1,20</b>	<b>11,06</b>	<b>5,38</b>	<b>0,54</b>	<b>3,17</b>	<b>1,97</b>		<b>1,97</b>
<b>TOBACCO</b>	<b>0,00</b>		<b>0,00</b>						
<b>MILK PRODUCTS</b>	<b>-23,29</b>	<b>13,23</b>	<b>-36,52</b>	<b>8,94</b>	<b>5,40</b>	<b>-50,99</b>	<b>0,14</b>	<b>0,14</b>	<b>0,00</b>
SKIMMED MILK	-5,52		-5,52	5,36	3,83	-14,84	0,14	0,14	
BUTTER AND CREAM	-20,41	10,59	-31,00	3,58	1,57	-36,15	0,00		
CHEESE	2,64	2,64	0,00				0,00		
<b>BEEF MEAT</b>	<b>0,00</b>	<b>0,00</b>	<b>0,00</b>			0,00	<b>0,00</b>		
<b>PORK MEAT</b>	<b>0,49</b>	<b>0,49</b>	<b>0,00</b>				<b>0,00</b>		
<b>FISHERY PRODUCTS</b>	<b>0,00</b>	<b>0,00</b>	<b>0,00</b>				<b>0,00</b>		
<b>TOTAL</b>	<b>93,59</b>	<b>22,90</b>	<b>70,69</b>	<b>92,69</b>	<b>10,31</b>	<b>-46,39</b>	<b>14,09</b>	<b>11,68</b>	<b>2,41</b>

(1) The amounts are broken down as follows:  
 Results on sales  
 Depreciation

Public alcohol  
 3,88 mio-euro  
 1,97 mio-euro

Mixed alcohol  
 -0,71 mio-euro  
 0,00 mio-euro

ANNEX 16  
 EXPENDITURE BY MEMBER STATE, BY ITEM AND BY FUND SOURCE

Commitment Appropriations

In EUROS

Budget line	Fund source	Heading	BE	BG	CZ	DK	DE	EE	IE	GR	ES	FR	IT	CY	LV	LT
05 01 04 01	C1	European Agriculture Guarantee Fund (EAGF) — Non-operational technical	0	0	0	0	0	0	0	0	0	0	0	0	0	0
<b>05 01 04</b>	<b>C1</b>	<b>Support expenditure for operations of Agriculture and RD Policy area</b>	<b>0</b>	<b>0</b>	<b>0</b>	<b>0</b>	<b>0</b>	<b>0</b>	<b>0</b>	<b>0</b>	<b>0</b>	<b>0</b>	<b>0</b>	<b>0</b>	<b>0</b>	<b>0</b>
<b>05 01</b>	<b>C1</b>	<b>Administrative expenditure of Agriculture and RD Policy area</b>	<b>0</b>	<b>0</b>	<b>0</b>	<b>0</b>	<b>0</b>	<b>0</b>	<b>0</b>	<b>0</b>	<b>0</b>	<b>0</b>	<b>0</b>	<b>0</b>	<b>0</b>	<b>0</b>
05 02 01 01	C1	Export refunds for cereals	1.180	0	0	0	-18.981	0	0	0	0	-350.782	1.347	0	0	0
05 02 01 02	C1	Intervention storage of cereals	-2.525.875	-4.617.998	25.985.308	879.622	35.294.107	1.093.970	0	-6.524.060	-18.332.812	2.832.054	-28.664.883	0	-1.978.966	6.613.728
05 02 01 03	C1	Intervention for starch	0	0	659.013	3.728.510	14.370.605	0	0	0	0	5.522.043	-68.536	0	41.238	0
05 02 01 99	C1	Other measures (cereals)	0	0	0	0	-48	0	0	0	0	0	0	0	0	0
<b>05 02 01</b>	<b>C1</b>	<b>Cereals</b>	<b>-2.524.696</b>	<b>-4.617.998</b>	<b>26.644.321</b>	<b>4.608.132</b>	<b>49.645.683</b>	<b>1.093.970</b>	<b>0</b>	<b>-6.524.060</b>	<b>-18.332.812</b>	<b>8.003.315</b>	<b>-28.732.072</b>	<b>0</b>	<b>-1.937.728</b>	<b>6.613.728</b>
05 02 02 01	C1	Export refunds for rice	0	0	0	0	0	0	0	0	0	0	0	0	0	0
05 02 02 02	C1	Intervention storage of rice	0	0	0	0	0	0	0	0	0	0	0	0	0	0
05 02 02 99	C1	Other measures (rice)	0	0	0	0	0	0	0	0	0	0	0	0	0	0
<b>05 02 02</b>	<b>C1</b>	<b>Rice</b>	<b>0</b>	<b>0</b>	<b>0</b>	<b>0</b>	<b>0</b>	<b>0</b>	<b>0</b>	<b>0</b>	<b>0</b>	<b>0</b>	<b>0</b>	<b>0</b>	<b>0</b>	<b>0</b>
05 02 03 00	C1	Refunds on non-Annex 1 products	6.880.525	0	97.959	2.951.215	2.590.415	1.168	10.468.496	19.277	737.451	6.115.639	5.387.467	0	4.166	47.614
<b>05 02 03</b>	<b>C1</b>	<b>Refunds on non-Annex 1 products</b>	<b>6.880.525</b>	<b>0</b>	<b>97.959</b>	<b>2.951.215</b>	<b>2.590.415</b>	<b>1.168</b>	<b>10.468.496</b>	<b>19.277</b>	<b>737.451</b>	<b>6.115.639</b>	<b>5.387.467</b>	<b>0</b>	<b>4.166</b>	<b>47.614</b>
05 02 04 01	C1	Programmes for deprived persons	7.631.260	8.366.252	41.884	0	0	728.416	776.129	9.707.245	54.822.092	77.860.521	123.097.056	0	4.905.645	8.757.132
05 02 04 99	C1	Other measures (food programmes)	58.366	0	0	0	-11	0	0	0	0	0	0	0	0	0
<b>05 02 04</b>	<b>C1</b>	<b>Food programmes</b>	<b>7.689.626</b>	<b>8.366.252</b>	<b>41.884</b>	<b>0</b>	<b>-11</b>	<b>728.416</b>	<b>776.129</b>	<b>9.707.245</b>	<b>54.822.092</b>	<b>77.860.521</b>	<b>123.097.056</b>	<b>0</b>	<b>4.905.645</b>	<b>8.757.132</b>
05 02 05 01	C1	Export refunds for sugar and isoglucose	3.930.390	459	0	3.262	-10.014	0	0	0	0	3.199.993	104	0	0	0
05 02 05 03	C1	Production refunds for sugar used in the chemical industry	0	0	0	0	-91.534	0	0	0	0	-115.248	-6.375	0	0	0
05 02 05 08	C1	Storage measures for sugar	-135.110	-557.748	740.112	0	0	0	420.681	0	-1.126.820	-1.050.469	8.887.702	0	0	-382.401
05 02 05 99	C1	Other measures (sugar)	0	0	0	0	0	0	0	0	-28.922	0	0	0	0	0
<b>05 02 05</b>	<b>C1</b>	<b>Sugar</b>	<b>3.795.280</b>	<b>-557.289</b>	<b>740.112</b>	<b>3.262</b>	<b>-101.548</b>	<b>0</b>	<b>420.681</b>	<b>0</b>	<b>-1.126.820</b>	<b>2.005.354</b>	<b>8.881.431</b>	<b>0</b>	<b>0</b>	<b>-382.401</b>
05 02 06 03	C1	Storage measures for olive oil	0	0	0	0	0	0	0	216.450	7.562.750	78.785	0	0	0	0
05 02 06 05	C1	Quality improvement measures	0	0	0	0	0	0	0	10.739.873	0	540.512	33.879.803	0	0	0
05 02 06 99	C1	Other measures (olive oil)	0	0	0	0	0	0	0	0	0	87.447	0	0	0	0
<b>05 02 06</b>	<b>C1</b>	<b>Olive oil</b>	<b>0</b>	<b>0</b>	<b>0</b>	<b>0</b>	<b>0</b>	<b>0</b>	<b>0</b>	<b>10.956.323</b>	<b>7.562.750</b>	<b>619.297</b>	<b>33.967.250</b>	<b>0</b>	<b>0</b>	<b>0</b>
05 02 07 01	C1	Aid for fibre flax and hemp	3.633.401	0	22.016	0	161.620	0	0	0	48.837	13.867.355	20.520	0	9.311	0
05 02 07 02	C1	Aid for cotton	0	0	0	0	0	0	0	0	0	0	0	0	0	0
05 02 07 03	C1	Cotton — National restructuring programmes	0	0	0	0	0	0	0	3.833.263	6.134.000	0	0	0	0	0
<b>05 02 07</b>	<b>C1</b>	<b>Textile plants</b>	<b>3.633.401</b>	<b>0</b>	<b>22.016</b>	<b>0</b>	<b>161.620</b>	<b>0</b>	<b>0</b>	<b>3.833.263</b>	<b>6.182.837</b>	<b>13.867.355</b>	<b>20.520</b>	<b>0</b>	<b>9.311</b>	<b>0</b>
05 02 08 01	C1	Export refunds for fruits and vegetables	4.100	0	0	0	95.351	0	0	0	433	32.521	210.089	0	0	0
05 02 08 02	C1	Compensation for withdrawals and buying-in	0	0	0	0	0	0	0	0	-12.251	0	0	0	0	0
05 02 08 03	C1	Operational funds for producer organisations	48.963.458	0	1.600.975	540.211	34.543.229	5.785.391	12.383.286	163.934.680	93.441.062	197.089.891	1.030.971	0	0	0
05 02 08 03	C5		667.433	0	0	0	0	0	0	0	0	0	0	0	0	0
05 02 08 03	C1, C5		49.630.891	0	1.600.975	540.211	34.543.229	5.785.391	12.383.286	163.934.680	93.441.062	197.089.891	1.030.971	0	0	0
05 02 08 06	C1	Production aid for processed tomato products	0	0	0	0	0	0	0	0	0	0	-432.031	0	0	0
05 02 08 07	C1	Production aid for fruit-based products	0	0	0	0	0	0	0	0	0	0	0	0	0	0
05 02 08 08	C1	Intervention for dried grapes and figs	0	0	0	0	0	0	0	0	0	0	0	0	0	0
05 02 08 09	C1	Compensation encourage processing citrus fruit	0	0	0	0	0	0	0	0	12.026	0	137.963	0	0	0
05 02 08 10	C1	Free distribution of fruits and vegetables	0	0	0	0	0	0	0	0	0	0	0	0	0	0
05 02 08 11	C1	Aid to producer groups preliminary recognition	0	0	454.301	0	47.534	0	0	9.733.172	269.804	272.787	599.984	706.245	2.531.845	0
05 02 08 12	C1	School fruit scheme	906.913	0	541.543	336.309	833.807	85.785	475.423	2.224.360	193.563	14.962.888	153.951	0	0	9.103
05 02 08 99	C1	Other measures (fruits and vegetables)	0	0	0	0	0	0	0	0	0	800.000	0	0	0	0
05 02 08 99	C4		0	0	0	0	0	0	0	0	0	1.263.652	0	0	0	0
05 02 08 99	C1, C4		0	0	0	0	0	0	0	0	0	2.063.652	0	0	0	0
<b>05 02 08</b>	<b>C1</b>		<b>49.874.471</b>	<b>0</b>	<b>2.596.819</b>	<b>876.521</b>	<b>35.519.922</b>	<b>85.785</b>	<b>6.260.814</b>	<b>22.116.458</b>	<b>166.429.052</b>	<b>93.939.933</b>	<b>213.368.784</b>	<b>1.891.167</b>	<b>2.531.845</b>	<b>9.103</b>
<b>05 02 08</b>	<b>C4</b>		<b>0</b>	<b>0</b>	<b>0</b>	<b>0</b>	<b>0</b>	<b>0</b>	<b>0</b>	<b>0</b>	<b>0</b>	<b>1.263.652</b>	<b>0</b>	<b>0</b>	<b>0</b>	<b>0</b>
<b>05 02 08</b>	<b>C5</b>		<b>667.433</b>	<b>0</b>	<b>0</b>	<b>0</b>	<b>0</b>	<b>0</b>	<b>0</b>	<b>0</b>	<b>0</b>	<b>0</b>	<b>0</b>	<b>0</b>	<b>0</b>	<b>0</b>
<b>05 02 08</b>	<b>C1, C4, C5</b>		<b>50.541.904</b>	<b>0</b>	<b>2.596.819</b>	<b>876.521</b>	<b>35.519.922</b>	<b>85.785</b>	<b>6.260.814</b>	<b>22.116.458</b>	<b>166.429.052</b>	<b>93.939.933</b>	<b>214.632.436</b>	<b>1.891.167</b>	<b>2.531.845</b>	<b>9.103</b>
05 02 09 01	C1	Export refunds for products of the wine-growing sector	0	0	0	0	0	0	0	0	196.812	17.052	9.408	0	0	0
05 02 09 02	C1	Storage of wine and grape musts	0	0	0	0	0	0	0	0	0	0	64.888	0	0	0
05 02 09 03	C1	Distillation of wine	0	0	0	0	0	0	0	0	96.847	-9.902	438.516	0	0	0
05 02 09 04	C1	Storage measures for alcohol	0	0	0	0	0	0	0	491.865	4.340.524	2.601.583	3.533.644	53.996	0	0
05 02 09 05	C1	Aid for the use of must	0	0	0	0	0	0	0	0	0	0	1.730.608	0	0	0
05 02 09 06	C1	Permanent abandonment premiums for areas under vines	0	0	0	0	0	0	0	0	0	13.171	0	0	0	0
05 02 09 07	C1	Restructuring and conversion of vineyards	0	0	0	0	-32.702	0	0	0	-156.573	0	-4.800.865	0	0	0
05 02 09 08	C1	National support programmes for wine sector	0	14.328.147	3.951.347	0	30.730.515	0	0	5.232.598	264.807.504	226.814.000	291.717.187	3.652.012	0	0
05 02 09 09	C1	Grubbing-up scheme	0	0	18.559	0	393.185	0	0	4.394.715	143.204.109	47.297.924	98.411.897	3.318.241	0	0
05 02 09 99	C1	Other measures (wine-growing sector)	0	0	0	0	0	0	0	0	0	0	-63.745	0	0	0
<b>05 02 09</b>	<b>C1</b>	<b>Products of the wine-growing sector</b>	<b>0</b>	<b>14.328.147</b>	<b>3.969.907</b>	<b>0</b>	<b>31.090.998</b>	<b>0</b>	<b>0</b>	<b>10.119.178</b>	<b>412.489.222</b>	<b>276.733.827</b>	<b>391.041.538</b>	<b>7.024.249</b>	<b>0</b>	<b>0</b>

ANNEX 16  
EXPENDITURE BY MEMBER STATE, BY ITEM AND BY FUND SOURCE

Commitment Appropriations

In EUROS																
Budget line	Fund source	Heading	BE	BG	CZ	DK	DE	EE	IE	GR	ES	FR	IT	CY	LV	LT
05 02 10 01	C1	Promotion measures. Payments by M. States	1.107.450	433.858	102.781	810.227	727.905	7.264	141.658	5.322.498	2.628.131	10.031.678	10.290.923	988.735	119.960	153.119
05 02 10 02	C1	Promotion measures — Direct payments by the European Community	0	0	0	0	0	0	0	0	0	0	0	0	0	0
05 02 10 99	C1	Other measures (promotion)	0	0	0	0	0	0	0	0	0	0	0	0	0	0
<b>05 02 10</b>	<b>C1</b>	<b>Promotion</b>	<b>1.107.450</b>	<b>433.858</b>	<b>102.781</b>	<b>810.227</b>	<b>727.905</b>	<b>7.264</b>	<b>141.658</b>	<b>5.322.498</b>	<b>2.628.131</b>	<b>10.031.678</b>	<b>10.290.923</b>	<b>988.735</b>	<b>119.960</b>	<b>153.119</b>
05 02 11 01	C1	Dried fodder	0	0	899.942	2.124.209	7.521.235	0	0	599.449	55.215.269	24.688.464	24.303.918	0	0	10.109
05 02 11 04	C1	POSEI (excluding direct aids & MARE 11 02 0)	0	0	0	0	0	0	0	4.683.223	86.889.633	120.833.567	0	0	0	0
05 02 11 05	C1	Community fund tobacco (excluding SANCO 17)	0	0	0	0	0	0	0	0	25.800	480.941	209.646	0	0	0
05 02 11 99	C1	Other measures (other plant products/measures)	0	0	0	0	0	0	0	0	0	0	-346.306	0	0	0
<b>05 02 11</b>	<b>C1</b>	<b>Other plant products/measures</b>	<b>0</b>	<b>0</b>	<b>899.942</b>	<b>2.124.209</b>	<b>7.521.235</b>	<b>0</b>	<b>0</b>	<b>5.282.672</b>	<b>142.130.702</b>	<b>146.002.971</b>	<b>24.167.258</b>	<b>0</b>	<b>0</b>	<b>10.109</b>
05 02 12 01	C1	Refunds for milk and milk products	24.670.818	0	2.563.298	20.791.197	20.096.886	984.775	12.694.756	40.365	153.191	22.911.192	1.255.335	43.480	229.008	2.145.004
05 02 12 02	C1	Intervention storage of skimmed-milk powder	310.560	0	1.053.680	0	1.768.829	1.438.317	939.937	0	-215.630	25.623.097	-30.845.656	0	-1.645.362	6.957.804
05 02 12 03	C1	Aid for disposal of skimmed milk	0	0	0	0	0	0	0	0	0	0	0	0	0	0
05 02 12 04	C1	Intervention storage of butter and cream	-1.902.505	0	-974.234	128.825	24.541.753	-1.455.055	-17.648.139	0	453.586	2.755.376	-44.258.054	0	0	-325.178
05 02 12 05	C1	Other measures relating to butterfat	16.848	0	1.737	139.681	0	0	134.918	0	0	370.330	-7.383	0	0	0
05 02 12 06	C1	Intervention storage of cheese	0	0	0	0	0	0	0	0	0	210.629	2.430.015	0	0	0
05 02 12 08	C1	School milk	776.320	502	423.470	2.006.655	6.361.291	593.012	414.699	0	1.058.069	13.709.817	2.235.879	230.724	16.981	231.722
05 02 12 99	C1	Other measures (milk and milk products)	7.212.185	1.842.209	5.792.312	9.852.354	58.692.303	1.299.435	11.158.670	1.367.600	12.752.352	49.224.835	23.029.872	316.812	1.443.185	3.077.910
<b>05 02 12</b>	<b>C1</b>	<b>Milk and milk products</b>	<b>31.084.227</b>	<b>1.842.710</b>	<b>8.858.526</b>	<b>32.780.768</b>	<b>111.600.743</b>	<b>2.860.484</b>	<b>7.694.841</b>	<b>1.407.965</b>	<b>14.201.569</b>	<b>114.805.276</b>	<b>-46.159.993</b>	<b>591.016</b>	<b>43.812</b>	<b>12.087.263</b>
05 02 13 01	C1	Refunds for beef and veal	436.598	0	0	1.487.337	4.104.730	0	268.067	0	504.765	110.362	735.765	0	0	3.969.905
05 02 13 02	C1	Intervention storage of beef and veal	0	0	0	0	0	0	0	0	0	0	0	0	0	0
05 02 13 03	C1	Exceptional support measures	0	0	0	0	0	0	0	0	0	0	0	0	0	0
05 02 13 04	C1	Refunds for live animals	0	0	116.133	0	3.854.866	41.365	0	0	0	622.760	0	0	0	0
05 02 13 99	C1	Other measures (beef and veal)	0	0	0	0	0	0	0	0	0	-7.780.384	0	0	0	0
<b>05 02 13</b>	<b>C1</b>	<b>Beef and veal</b>	<b>436.598</b>	<b>0</b>	<b>116.133</b>	<b>1.487.337</b>	<b>7.959.595</b>	<b>41.365</b>	<b>268.067</b>	<b>0</b>	<b>504.765</b>	<b>-7.047.263</b>	<b>735.765</b>	<b>0</b>	<b>0</b>	<b>3.969.905</b>
05 02 14 01	C1	Intervention in the form of storage of sheepmeat and goatmeat	0	0	0	0	0	0	0	0	0	0	0	0	0	0
05 02 14 99	C1	Other measures (sheepmeat and goatmeat)	0	0	0	0	0	0	0	0	0	0	0	0	0	0
<b>05 02 14</b>	<b>C1</b>	<b>Sheepmeat and goatmeat</b>	<b>0</b>	<b>0</b>	<b>0</b>	<b>0</b>	<b>0</b>	<b>0</b>	<b>0</b>	<b>0</b>	<b>0</b>	<b>0</b>	<b>0</b>	<b>0</b>	<b>0</b>	<b>0</b>
05 02 15 01	C1	Refunds for pigmeat	357.308	0	0	662.067	1.050.390	0	18.586	0	1.956.645	833.961	6.092.188	191.599	0	0
05 02 15 02	C1	Intervention for pigmeat	0	0	0	0	0	0	485.063	0	0	0	0	0	0	0
05 02 15 03	C1	Exceptional market-support measures. Pigmeat	0	0	0	0	0	0	0	0	0	0	0	0	0	0
05 02 15 04	C1	Refunds for eggs	62.279	0	4.869	145.605	263.757	7.261	0	0	108.868	544.202	26.373	0	0	0
05 02 15 05	C1	Refunds for poultrymeat	37.684	149.222	11.938	3.148.590	2.635.763	0	7.600	654	82.909.560	831.560	0	0	0	2.037
05 02 15 06	C1	Specific aid for bee-keeping	222.912	452.864	1.064.781	168.770	1.237.329	63.372	44.515	2.721.485	4.405.804	2.618.638	2.251.566	87.404	123.285	161.983
05 02 15 07	C1	Exceptional market-support measures for the poultrymeat and eggs sector	0	0	0	0	0	0	0	0	0	0	0	0	0	0
05 02 15 99	C1	Other measures (pigmeat, poultry, eggs, bee-keeping, other animal products)	0	0	0	0	0	0	0	0	0	0	0	0	0	0
<b>05 02 15</b>	<b>C1</b>	<b>Pigmeat, eggs and poultry, bee-keeping and other animal products</b>	<b>680.183</b>	<b>602.086</b>	<b>1.081.588</b>	<b>4.125.032</b>	<b>5.187.239</b>	<b>70.633</b>	<b>548.164</b>	<b>2.729.085</b>	<b>6.471.972</b>	<b>86.906.362</b>	<b>9.201.688</b>	<b>279.004</b>	<b>123.285</b>	<b>164.020</b>
<b>05 02</b>	<b>C1</b>		<b>102.657.066</b>	<b>20.397.766</b>	<b>45.171.987</b>	<b>49.766.703</b>	<b>251.903.796</b>	<b>4.889.086</b>	<b>26.578.849</b>	<b>64.969.904</b>	<b>794.700.911</b>	<b>829.844.267</b>	<b>745.267.614</b>	<b>10.774.170</b>	<b>5.800.297</b>	<b>31.429.593</b>
<b>05 02</b>	<b>C4</b>	<b>Interventions in agricultural markets</b>	<b>0</b>	<b>0</b>	<b>0</b>	<b>0</b>	<b>0</b>	<b>0</b>	<b>0</b>	<b>0</b>	<b>0</b>	<b>0</b>	<b>1.263.652</b>	<b>0</b>	<b>0</b>	<b>0</b>
<b>05 02</b>	<b>C5</b>		<b>667.433</b>	<b>0</b>	<b>0</b>	<b>0</b>	<b>0</b>	<b>0</b>	<b>0</b>	<b>0</b>	<b>0</b>	<b>0</b>	<b>0</b>	<b>0</b>	<b>0</b>	<b>0</b>
<b>05 02</b>	<b>C1, C4, C5</b>		<b>103.324.499</b>	<b>20.397.766</b>	<b>45.171.987</b>	<b>49.766.703</b>	<b>251.903.796</b>	<b>4.889.086</b>	<b>26.578.849</b>	<b>64.969.904</b>	<b>794.700.911</b>	<b>829.844.267</b>	<b>746.531.267</b>	<b>10.774.170</b>	<b>5.800.297</b>	<b>31.429.593</b>
05 03 01 01	C1	SPS (single payment scheme)	337.306.279	0	0	913.230.615	5.357.658.605	0	1.260.138.720	2.072.418.728	3.431.522.123	5.752.838.551	3.494.363.461	0	0	0
05 03 01 04	C4		136.715	0	0	197.132	1.346.554	0	4.417.000	25.574.975	11.860.109	16.314.107	23.377.959	0	0	0
05 03 01 05	C5		140.678.682	0	0	0	0	0	0	0	0	0	0	0	0	0
05 03 01 01	C1, C4, C5		478.121.677	0	0	913.427.746	5.359.005.158	0	1.264.555.720	2.097.993.702	3.443.382.232	5.769.152.658	3.517.741.420	0	0	0
05 03 01 02	C1		SAPS (single area payment scheme)	0	272.078.797	517.021.420	0	0	60.639.272	0	0	0	0	0	28.685.860	83.557.018
05 03 01 03	C1	Separate sugar payment	0	0	44.242.457	0	0	0	0	0	0	0	0	0	6.582.852	10.120.346
05 03 01 04	C1	Separate fruit and vegetables payment	0	0	413.994	0	0	0	0	0	0	0	0	0	0	0
05 03 01 99	C1	Other (decoupled direct aids)	0	0	0	0	0	0	0	0	0	0	0	0	0	0
<b>05 03 01</b>	<b>C1</b>		<b>337.306.279</b>	<b>272.078.797</b>	<b>561.677.872</b>	<b>913.230.615</b>	<b>5.357.658.605</b>	<b>60.639.272</b>	<b>1.260.138.720</b>	<b>2.072.418.728</b>	<b>3.431.522.123</b>	<b>5.752.838.551</b>	<b>3.494.363.461</b>	<b>28.685.860</b>	<b>90.139.870</b>	<b>230.229.209</b>
<b>05 03 01</b>	<b>C4</b>	<b>Decoupled direct aids</b>	<b>136.715</b>	<b>0</b>	<b>0</b>	<b>197.132</b>	<b>1.346.554</b>	<b>0</b>	<b>4.417.000</b>	<b>25.574.975</b>	<b>11.860.109</b>	<b>16.314.107</b>	<b>23.377.959</b>	<b>0</b>	<b>0</b>	<b>0</b>
<b>05 03 01</b>	<b>C5</b>		<b>140.678.682</b>	<b>0</b>	<b>0</b>	<b>0</b>	<b>0</b>	<b>0</b>	<b>0</b>	<b>0</b>	<b>0</b>	<b>0</b>	<b>0</b>	<b>0</b>	<b>0</b>	<b>0</b>
<b>05 03 01</b>	<b>C1, C4, C5</b>		<b>478.121.677</b>	<b>272.078.797</b>	<b>561.677.872</b>	<b>913.427.746</b>	<b>5.359.005.158</b>	<b>60.639.272</b>	<b>1.264.555.720</b>	<b>2.097.993.702</b>	<b>3.443.382.232</b>	<b>5.769.152.658</b>	<b>3.517.741.420</b>	<b>28.685.860</b>	<b>90.139.870</b>	<b>230.229.209</b>
05 03 02 01	C1	Crops area payments	-3.215	0	0	0	161.547	0	0	8.724	353.592.825	1.076.917.045	3.936.350	0	0	0
05 03 02 04	C1	Supplementary aid for durum wheat: traditional production zones	0	0	0	0	0	0	0	20.783	33.909.961	13.369.387	154.484	0	0	0
05 03 02 05	C1	Production aid for seeds	1.024.745	0	0	0	0	0	0	1.292.413	7.452.357	2.156.715	11.435.534	0	0	0
05 03 02 06	C1	Suckler-cow premium	72.392.609	0	0	0	3.822	0	36.834	0	245.993.690	678.470.758	285.170	0	0	0
05 03 02 07	C1	Additional suckler-cow premium	18.122.250	0	0	0	0	0	0	0	24.371.590	-1	15.368	0	0	0
05 03 02 08	C1	Beef special premium	5.229	0	0	30.170.120	6.255	0	10.982	-999	65.846	-12.656	-102.538	0	0	0
05 03 02 09	C1	Beef slaughter premium — Calves	5.858.129	0	0	0	106	0	0	0	5					







ANNEX 16  
 EXPENDITURE BY MEMBER STATE, BY ITEM AND BY FUND SOURCE

Commitment Appropriations

In EUROS

Budget line	Fund source	Heading	BE	BG	CZ	DK	DE	EE	IE	GR	ES	FR	IT	CY	LV	LT
17 04 03	C1	Emergency fund for veterinary complaints and other animal contaminations which are a risk to public health	0	0	0	0	0	0	0	0	0	0	0	0	0	0
17 04 03	C4		0	0	0	0	0	0	0	0	0	0	0	0	0	0
17 04 03	C5		0	0	0	0	0	0	0	0	0	0	0	0	0	0
17 04 03	C1, C4, C5		0	0	0	0	0	0	0	0	0	0	0	0	0	0
17 04 04 01	C1	Plant health measures — New measures	0	0	0	0	0	0	0	0	0	0	0	0	0	0
17 04 04	C1	Plant health measures	0	0	0	0	0	0	0	0	0	0	0	0	0	0
17 04 07 01	C1	Feed and food safety and related activities — New measures	0	0	0	0	0	0	0	0	0	0	0	0	0	0
17 04 07	C1	Feed & food safety & related activities	0	0	0	0	0	0	0	0	0	0	0	0	0	0
17 04	C1		0	0	0	0	0	0	0	0	0	0	0	0	0	0
17 04	C4	Food safety, animal health, animal welfare and plant health	0	0	0	0	0	0	0	0	0	0	0	0	0	0
17 04	C5		0	0	0	0	0	0	0	0	0	0	0	0	0	0
17 04	C1, C4, C5		0	0	0	0	0	0	0	0	0	0	0	0	0	0
17	C1	Health and consumer protection	0	0	0	0	0	0	0	0	0	0	0	0	0	0
17	C4		0	0	0	0	0	0	0	0	0	0	0	0	0	0
17	C5		0	0	0	0	0	0	0	0	0	0	0	0	0	0
17	C1, C4, C5		0	0	0	0	0	0	0	0	0	0	0	0	0	0
Sub-total EAGF Expenditure Fund source C1			537.859.138	292.950.945	608.595.129	1.006.160.092	5.696.507.434	66.572.602	1.296.007.890	2.479.130.221	5.932.172.954	8.892.450.193	4.828.060.288	43.881.464	96.754.181	268.161.651
Sub-total EAGF Expenditure Fund source C4			136.715	0	0	197.132	1.346.554	0	4.417.000	25.574.975	11.860.109	16.314.107	24.641.611	0	0	0
Sub-total EAGF Expenditure Fund source C5			141.346.115	0	0	0	0	0	0	0	170.186	0	0	0	0	0
<b>TOTAL 2010 EAGF EXPENDITURE BY MEMBER STATE</b>			<b>679.341.969</b>	<b>292.950.945</b>	<b>608.595.129</b>	<b>1.006.357.224</b>	<b>5.697.853.988</b>	<b>66.572.602</b>	<b>1.300.424.890</b>	<b>2.504.705.196</b>	<b>5.944.203.249</b>	<b>8.908.764.300</b>	<b>4.852.701.900</b>	<b>43.881.464</b>	<b>96.754.181</b>	<b>268.161.651</b>
05 02 16 01	C4	Sugar Restructuring Fund	-10.912	0	-231	0	-553.777	0	-21.799	0	-7.128	0	-3.358.510	0	0	0
05 02 16 01	C5		4.080.292	848.312	13.912	0	27.680.047	0	211.990	0	134.141.314	17.755.705	79.470.390	0	2.801.611	0
05 02 16 01	C4, C5		4.069.380	848.312	13.681	0	27.126.270	0	190.191	0	134.134.186	17.755.705	76.111.880	0	2.801.611	0
05 02 16 02		Clearance with regard to the Sugar Restructuring Fund	0	0	0	0	0	0	0	0	0	0	0	0	0	0
05 02 16	C4		-10.912	0	-231	0	-553.777	0	-21.799	0	-7.128	0	-3.358.510	0	0	0
05 02 16	C5	Sugar Restructuring Fund	4.080.292	848.312	13.912	0	27.680.047	0	211.990	0	134.141.314	17.755.705	79.470.390	0	2.801.611	0
05 02 16	C4, C5		4.069.380	848.312	13.681	0	27.126.270	0	190.191	0	134.134.186	17.755.705	76.111.880	0	2.801.611	0
05 02 17 01	C1	Support for farmers' cooperatives	0	0	0	0	0	0	0	0	0	0	0	0	0	0
05 02 17 02	C1	European farm prices and margins observatory	0	0	0	0	0	0	0	0	0	0	0	0	0	0
05 02 17 03	C1	Support for farmers' & consumers' initiatives for low carbon emission, low energy consumption & locally marketed food production	0	0	0	0	0	0	0	0	0	0	0	0	0	0
05 02 17	C1	Pilot projects. Support for farmers	0	0	0	0	0	0	0	0	0	0	0	0	0	0
05 08 10	C1	Pilot project — Assessing end-user costs of compliance with EU legislation in the fields of environment, animal welfare & food safety	0	0	0	0	0	0	0	0	0	0	0	0	0	0
Sub-total Expenditure Fund source C1			537.859.138	292.950.945	608.595.129	1.006.160.092	5.696.507.434	66.572.602	1.296.007.890	2.479.130.221	5.932.172.954	8.892.450.193	4.828.060.288	43.881.464	96.754.181	268.161.651
Sub-total Expenditure Fund source C4			125.803	0	-231	197.132	792.777	0	4.395.200	25.574.975	11.852.981	16.314.107	21.283.102	0	0	0
Sub-total Expenditure Fund source C5			145.426.407	848.312	13.912	0	27.680.047	0	211.990	0	134.311.500	17.755.705	79.470.390	0	2.801.611	0
<b>TOTAL 2010 EXPENDITURE BY MEMBER STATE</b>			<b>683.411.348</b>	<b>293.799.256</b>	<b>608.608.810</b>	<b>1.006.357.224</b>	<b>5.724.980.257</b>	<b>66.572.602</b>	<b>1.300.615.080</b>	<b>2.504.705.196</b>	<b>6.078.337.435</b>	<b>8.926.520.005</b>	<b>4.928.813.780</b>	<b>43.881.464</b>	<b>99.555.792</b>	<b>268.161.651</b>
			<b>BE</b>	<b>BG</b>	<b>CZ</b>	<b>DK</b>	<b>DE</b>	<b>EE</b>	<b>IE</b>	<b>GR</b>	<b>ES</b>	<b>FR</b>	<b>IT</b>	<b>CY</b>	<b>LV</b>	<b>LT</b>

Commitment Appropriations

																	In EUROS
Budget line	Fund source	Heading	LU	HU	MT	NL	AT	PL	PT	RO	SI	SK	FI	SE	GB	CE	TOTAL
05 01 04 01	C1	European Agriculture Guarantee Fund (EAGF) — Non-operational technical	0	0	0	0	0	0	0	0	0	0	0	0	0	7.555.848	7.555.848
<b>05 01 04</b>	<b>C1</b>	<b>Support expenditure for operations of Agriculture and RD Policy area</b>	<b>0</b>	<b>0</b>	<b>0</b>	<b>0</b>	<b>0</b>	<b>0</b>	<b>0</b>	<b>0</b>	<b>0</b>	<b>0</b>	<b>0</b>	<b>0</b>	<b>0</b>	<b>7.555.848</b>	<b>7.555.848</b>
<b>05 01</b>	<b>C1</b>	<b>Administrative expenditure of Agriculture and RD Policy area</b>	<b>0</b>	<b>0</b>	<b>0</b>	<b>0</b>	<b>0</b>	<b>0</b>	<b>0</b>	<b>0</b>	<b>0</b>	<b>0</b>	<b>0</b>	<b>0</b>	<b>0</b>	<b>7.555.848</b>	<b>7.555.848</b>
05 02 01 01	C1	Export refunds for cereals	0	0	0	-5.367	0	0	111	0	0	0	0	0	37	0	-372.455
05 02 01 02	C1	Intervention storage of cereals	0	64.989.682	-480.209	0	1.549.842	-25.830.292	-4.814.551	-13.092.499	-993.851	17.953.034	33.835.097	10.372.528	2.173.668	0	95.716.643
05 02 01 03	C1	Intervention for starch	0	0	0	10.289.042	855.293	1.936.002	0	0	0	974.555	1.414.913	0	0	0	39.722.678
05 02 01 99	C1	Other measures (cereals)	0	0	0	0	0	0	0	0	0	0	0	0	0	0	-48
<b>05 02 01</b>	<b>C1</b>	<b>Cereals</b>	<b>0</b>	<b>64.989.682</b>	<b>-480.209</b>	<b>10.283.675</b>	<b>2.405.135</b>	<b>-23.894.290</b>	<b>-4.814.440</b>	<b>-13.092.499</b>	<b>-993.851</b>	<b>17.953.034</b>	<b>34.809.652</b>	<b>11.787.441</b>	<b>2.173.705</b>	<b>0</b>	<b>135.066.817</b>
05 02 02 01	C1	Export refunds for rice	0	0	0	0	0	0	0	0	0	0	0	0	0	0	0
05 02 02 02	C1	Intervention storage of rice	0	0	0	0	0	0	0	0	0	0	0	0	0	0	0
05 02 02 99	C1	Other measures (rice)	0	0	0	0	0	0	0	0	0	0	0	0	0	0	0
<b>05 02 02</b>	<b>C1</b>	<b>Rice</b>	<b>0</b>	<b>0</b>	<b>0</b>	<b>0</b>	<b>0</b>	<b>0</b>	<b>0</b>	<b>0</b>	<b>0</b>	<b>0</b>	<b>0</b>	<b>0</b>	<b>0</b>	<b>0</b>	<b>0</b>
05 02 03 00	C1	Refunds on non-Annex 1 products	0	273.190	0	8.998.416	2.438.853	1.179.454	286.102	33.299	78.318	27.279	284.515	109.028	2.339.324	0	51.349.172
<b>05 02 03</b>	<b>C1</b>	<b>Refunds on non-Annex 1 products</b>	<b>0</b>	<b>273.190</b>	<b>0</b>	<b>8.998.416</b>	<b>2.438.853</b>	<b>1.179.454</b>	<b>286.102</b>	<b>33.299</b>	<b>78.318</b>	<b>27.279</b>	<b>284.515</b>	<b>109.028</b>	<b>2.339.324</b>	<b>0</b>	<b>51.349.172</b>
05 02 04 01	C1	Programmes for deprived persons	100.422	14.503.320	718.506	0	0	95.697.294	21.631.557	29.436.017	2.704.584	0	4.003.408	0	0	0	465.488.740
05 02 04 99	C1	Other measures (food programmes)	0	0	0	0	0	0	0	0	0	0	0	0	0	0	58.356
<b>05 02 04</b>	<b>C1</b>	<b>Food programmes</b>	<b>100.422</b>	<b>14.503.320</b>	<b>718.506</b>	<b>0</b>	<b>0</b>	<b>95.697.294</b>	<b>21.631.557</b>	<b>29.436.017</b>	<b>2.704.584</b>	<b>0</b>	<b>4.003.408</b>	<b>0</b>	<b>0</b>	<b>0</b>	<b>465.547.096</b>
05 02 05 01	C1	Export refunds for sugar and isoglucose	0	0	0	12.798	2.559	1.696.584	7.728	0	0	0	93.267	505.339	353.302	0	9.795.771
05 02 05 03	C1	Production refunds for sugar used in the chemical industry	0	0	0	0	0	0	0	0	0	0	0	0	0	0	-213.157
05 02 05 08	C1	Storage measures for sugar	0	-626.982	0	0	0	-3.501.457	-338.078	-1.804.271	-93.497	0	0	0	0	0	431.661
05 02 05 99	C1	Other measures (sugar)	0	0	0	0	0	0	0	0	0	0	0	0	0	0	-28.922
<b>05 02 05</b>	<b>C1</b>	<b>Sugar</b>	<b>0</b>	<b>-626.982</b>	<b>0</b>	<b>12.798</b>	<b>2.559</b>	<b>-1.804.873</b>	<b>-330.350</b>	<b>-1.804.271</b>	<b>-93.497</b>	<b>0</b>	<b>93.267</b>	<b>505.339</b>	<b>353.302</b>	<b>0</b>	<b>9.985.353</b>
05 02 06 03	C1	Storage measures for olive oil	0	0	0	0	0	0	68.580	0	0	0	0	0	0	0	7.926.566
05 02 06 05	C1	Quality improvement measures	0	0	0	0	0	0	0	0	0	0	0	0	0	0	45.160.188
05 02 06 99	C1	Other measures (olive oil)	0	0	0	0	0	0	0	0	0	0	0	0	0	0	87.447
<b>05 02 06</b>	<b>C1</b>	<b>Olive oil</b>	<b>0</b>	<b>0</b>	<b>0</b>	<b>0</b>	<b>0</b>	<b>0</b>	<b>68.580</b>	<b>0</b>	<b>0</b>	<b>0</b>	<b>0</b>	<b>0</b>	<b>0</b>	<b>0</b>	<b>53.174.201</b>
05 02 07 01	C1	Aid for fibre flax and hemp	0	0	0	936.085	2.433	94.407	0	0	0	0	0	0	51.507	0	18.847.493
05 02 07 02	C1	Aid for cotton	0	0	0	0	0	0	0	0	0	0	0	0	0	0	0
05 02 07 03	C1	Cotton — National restructuring programmes	0	0	0	0	0	0	0	0	0	0	0	0	0	0	9.967.263
<b>05 02 07</b>	<b>C1</b>	<b>Textile plants</b>	<b>0</b>	<b>0</b>	<b>0</b>	<b>936.085</b>	<b>2.433</b>	<b>94.407</b>	<b>0</b>	<b>0</b>	<b>0</b>	<b>0</b>	<b>0</b>	<b>0</b>	<b>51.507</b>	<b>0</b>	<b>28.814.756</b>
05 02 08 01	C1	Export refunds for fruits and vegetables	0	0	0	0	0	0	45.126	0	0	0	0	77	0	0	387.697
05 02 08 02	C1	Compensation for withdrawals and buying-in	0	0	0	0	0	0	0	0	0	0	0	0	0	0	-12.251
05 02 08 03	C1	Operational funds for producer organisations	0	2.320.153	218.337	84.482.212	7.056.341	296.979	9.178.612	422.281	0	241.669	1.286.444	4.440.539	20.085.199	0	689.341.921
05 02 08 03	C5	Operational funds for producer organisations	0	0	0	0	0	0	0	0	0	0	0	0	0	0	667.433
05 02 08 03	C1, C5	Operational funds for producer organisations	0	2.320.153	218.337	84.482.212	7.056.341	296.979	9.178.612	422.281	0	241.669	1.286.444	4.440.539	20.085.199	0	690.009.354
05 02 08 06	C1	Production aid for processed tomato product	0	0	0	0	0	0	0	0	0	0	0	0	0	0	-432.031
05 02 08 07	C1	Production aid for fruit-based products	0	0	0	0	0	0	0	0	0	0	0	0	0	0	0
05 02 08 08	C1	Intervention for dried grapes and figs	0	0	0	0	0	0	0	0	0	0	0	0	0	0	0
05 02 08 09	C1	Compensation encourage processing citrus fruit	0	0	0	0	0	0	0	0	0	0	0	0	0	0	149.988
05 02 08 10	C1	Free distribution of fruits and vegetables	0	0	0	0	0	0	0	0	0	0	0	0	0	0	0
05 02 08 11	C1	Aid to producer groups preliminary recognition	0	8.439.290	109.438	0	0	90.800.950	231.510	926.338	0	73.434	0	0	0	0	115.196.632
05 02 08 12	C1	School fruit scheme	65.061	2.046.052	168.108	221.019	111.656	5.124.025	12.953	0	439.168	448.763	0	0	0	0	29.360.452
05 02 08 99	C1	Other measures (fruits and vegetables)	0	0	0	0	-1.622	0	0	0	0	0	0	0	0	0	798.378
05 02 08 99	C4	Other measures (fruits and vegetables)	0	0	0	0	0	0	0	0	0	0	0	0	0	0	1.263.652
05 02 08 99	C1, C4	Other measures (fruits and vegetables)	0	0	0	0	-1.622	0	0	0	0	0	0	0	0	0	2.062.030
<b>05 02 08</b>	<b>C1</b>	<b>Fruits and vegetables</b>	<b>65.061</b>	<b>12.805.496</b>	<b>495.883</b>	<b>84.703.231</b>	<b>7.166.375</b>	<b>96.221.954</b>	<b>9.468.201</b>	<b>1.348.619</b>	<b>439.168</b>	<b>763.866</b>	<b>1.286.444</b>	<b>4.440.615</b>	<b>20.085.199</b>	<b>0</b>	<b>834.790.786</b>
<b>05 02 08</b>	<b>C4</b>	<b>Fruits and vegetables</b>	<b>0</b>	<b>0</b>	<b>0</b>	<b>0</b>	<b>0</b>	<b>0</b>	<b>0</b>	<b>0</b>	<b>0</b>	<b>0</b>	<b>0</b>	<b>0</b>	<b>0</b>	<b>0</b>	<b>1.263.652</b>
<b>05 02 08</b>	<b>C5</b>	<b>Fruits and vegetables</b>	<b>0</b>	<b>0</b>	<b>0</b>	<b>0</b>	<b>0</b>	<b>0</b>	<b>0</b>	<b>0</b>	<b>0</b>	<b>0</b>	<b>0</b>	<b>0</b>	<b>0</b>	<b>0</b>	<b>667.433</b>
<b>05 02 08</b>	<b>C1, C4, C5</b>	<b>Fruits and vegetables</b>	<b>65.061</b>	<b>12.805.496</b>	<b>495.883</b>	<b>84.703.231</b>	<b>7.166.375</b>	<b>96.221.954</b>	<b>9.468.201</b>	<b>1.348.619</b>	<b>439.168</b>	<b>763.866</b>	<b>1.286.444</b>	<b>4.440.615</b>	<b>20.085.199</b>	<b>0</b>	<b>836.721.871</b>
05 02 09 01	C1	Export refunds for products of the wine-growing sector	0	0	0	0	0	0	462.815	0	0	0	0	0	0	0	686.087
05 02 09 02	C1	Storage of wine and grape musts	0	0	0	0	0	0	133.352	0	0	0	0	0	0	0	198.240
05 02 09 03	C1	Distillation of wine	0	0	0	0	0	0	0	0	0	0	0	0	0	0	525.461
05 02 09 04	C1	Storage measures for alcohol	0	455.566	0	0	0	0	588.425	0	0	0	0	0	0	0	12.065.603
05 02 09 05	C1	Aid for the use of must	0	0	0	0	0	0	0	0	0	0	0	0	0	0	1.730.608
05 02 09 06	C1	Permanent abandonment premiums for areas under vines	0	0	0	0	0	0	0	0	0	0	0	0	0	0	13.171
05 02 09 07	C1	Restructuring and conversion of vineyards	0	-139.743	0	0	-7.503	0	0	0	-2.863	0	0	0	0	0	-5.140.250
05 02 09 08	C1	National support programmes for wine sector	0	23.002.425	0	0	10.887.996	0	51.518.682	42.072.668	3.770.000	4.022.000	0	0	0	0	976.507.083
05 02 09 09	C1	Grubbing-up scheme	5.539	12.828.944	0	0	2.035.661	0	8.237.190	1.208.557	362.533	968.873	0	0	0	0	322.685.926
05 02 09 99	C1	Other measures (wine-growing sector)	0	0	0	0	0	0	31.680	0	0	0	0	0	0	0	-32.065
<b>05 02 09</b>	<b>C1</b>	<b>Products of the wine-growing sector</b>	<b>5.539</b>	<b>36.147.192</b>	<b>0</b>	<b>0</b>	<b>12.916.154</b>	<b>0</b>	<b>60.972.145</b>	<b>43.281.225</b>	<b>4.129.670</b>	<b>4.990.873</b>	<b>0</b>	<b>0</b>	<b>0</b>	<b>0</b>	<b>1.309.239.864</b>

Commitment Appropriations

In EUROS

Budget line	Fund source	Heading	LU	HU	MT	NL	AT	PL	PT	RO	SI	SK	FI	SE	GB	CE	TOTAL
05 02 10 01	C1	Promotion measures. Payments by M. States	231.386	91.941	0	3.790.349	1.785.764	3.158.855	2.017.247	0	491.767	637.176	118.417	413.079	799.699	0	46.401.867
05 02 10 02	C1	Promotion measures — Direct payments by the European Community	0	0	0	0	0	0	0	0	0	0	0	0	0	1.208.896	1.208.896
05 02 10 99	C1	Other measures (promotion)	0	0	0	0	0	0	0	0	0	0	0	0	0	0	0
<b>05 02 10</b>	<b>C1</b>	<b>Promotion</b>	<b>231.386</b>	<b>91.941</b>	<b>0</b>	<b>3.790.349</b>	<b>1.785.764</b>	<b>3.158.855</b>	<b>2.017.247</b>	<b>0</b>	<b>491.767</b>	<b>637.176</b>	<b>118.417</b>	<b>413.079</b>	<b>799.699</b>	<b>1.208.896</b>	<b>47.610.763</b>
05 02 11 01	C1	Dried fodder	0	853.438	0	4.131.640	57.791	126.723	11.345	0	0	41.055	0	150.387	1.189.183	0	121.924.159
05 02 11 04	C1	POSEI (excluding direct aids & MARE 11 02 )	0	0	0	0	0	0	21.766.330	0	0	0	0	0	0	0	234.172.752
05 02 11 05	C1	Community fund tobacco (excluding SANCO 17	0	0	0	0	0	0	0	0	0	0	0	0	0	0	716.387
05 02 11 99	C1	Other measures (other plant products/meas.	0	0	0	0	0	0	0	0	0	0	0	0	0	0	-346.306
<b>05 02 11</b>	<b>C1</b>	<b>Other plant products/measures</b>	<b>0</b>	<b>853.438</b>	<b>0</b>	<b>4.131.640</b>	<b>57.791</b>	<b>126.723</b>	<b>21.777.675</b>	<b>0</b>	<b>0</b>	<b>41.055</b>	<b>0</b>	<b>150.387</b>	<b>1.189.183</b>	<b>0</b>	<b>356.466.991</b>
05 02 12 01	C1	Refunds for milk and milk products	0	796.973	0	46.791.090	667.796	5.441.510	737.517	0	349.371	218.035	8.801.558	4.818.598	9.242.173	0	186.443.924
05 02 12 02	C1	Intervention storage of skimmed-milk powde	0	0	0	478.982	0	-3.226.539	-354.806	-7.641.000	-1.018.800	0	-59.146	108.674	810.990	0	-5.516.069
05 02 12 03	C1	Aid for disposal of skimmed milk	0	0	0	0	0	0	0	0	0	0	0	0	0	0	0
05 02 12 04	C1	Intervention storage of butter and cream	4.658	0	0	23.247.100	150.362	61.034	239.857	0	0	0	167.791	0	-5.600.039	0	-20.412.860
05 02 12 05	C1	Other measures relating to butterfat	951	0	0	3.477	37.793	737	0	0	0	0	0	0	77	0	699.163
05 02 12 06	C1	Intervention storage of cheese	0	0	0	0	0	0	0	0	0	0	0	0	0	0	2.640.644
05 02 12 08	C1	School milk	21.644	961.194	24.564	641.141	707.860	11.028.903	1.148.675	6.582.068	2.007	727.647	3.572.634	8.172.588	7.295.898	0	68.945.964
05 02 12 99	C1	Other measures (milk and milk products)	597.041	3.524.749	83.706	27.077.112	6.047.115	20.016.650	4.052.793	4.335.088	1.143.016	2.034.699	4.767.093	6.425.229	29.118.729	0	296.285.052
<b>05 02 12</b>	<b>C1</b>	<b>Milk and milk products</b>	<b>624.293</b>	<b>5.282.916</b>	<b>108.270</b>	<b>98.238.902</b>	<b>7.610.925</b>	<b>33.322.294</b>	<b>5.824.036</b>	<b>3.276.155</b>	<b>475.594</b>	<b>2.980.380</b>	<b>17.249.930</b>	<b>19.525.089</b>	<b>40.867.827</b>	<b>0</b>	<b>529.085.819</b>
05 02 13 01	C1	Refunds for beef and veal	0	0	0	1.008.194	1.106.983	2.926.500	0	0	0	0	0	2.555	4.559	0	16.666.320
05 02 13 02	C1	Intervention storage of beef and veal	0	0	0	0	0	0	0	0	0	0	0	0	0	0	0
05 02 13 03	C1	Exceptional support measures	0	0	0	0	0	0	0	0	0	0	0	0	6.987.468	0	6.987.468
05 02 13 04	C1	Refunds for live animals	0	772.561	0	1.534.853	1.235.611	0	0	0	0	426.548	77.676	0	0	0	8.682.372
05 02 13 99	C1	Other measures (beef and veal)	0	0	0	0	0	0	0	0	0	0	0	0	0	0	-7.780.384
<b>05 02 13</b>	<b>C1</b>	<b>Beef and veal</b>	<b>0</b>	<b>772.561</b>	<b>0</b>	<b>2.543.047</b>	<b>2.342.595</b>	<b>2.926.500</b>	<b>0</b>	<b>0</b>	<b>0</b>	<b>426.548</b>	<b>77.676</b>	<b>2.555</b>	<b>6.992.027</b>	<b>0</b>	<b>24.555.775</b>
05 02 14 01	C1	Intervention in the form of storage of sheepmeat and goatmeat	0	0	0	0	0	0	0	0	0	0	0	0	0	0	0
05 02 14 99	C1	Other measures (sheepmeat and goatmeat)	0	0	0	0	0	0	0	0	0	0	0	0	0	0	0
<b>05 02 14</b>	<b>C1</b>	<b>Sheepmeat and goatmeat</b>	<b>0</b>	<b>0</b>	<b>0</b>	<b>0</b>	<b>0</b>	<b>0</b>	<b>0</b>	<b>0</b>	<b>0</b>	<b>0</b>	<b>0</b>	<b>0</b>	<b>0</b>	<b>0</b>	<b>0</b>
05 02 15 01	C1	Refunds for pigmeat	0	89.398	0	184.567	326.826	2.361.182	3.530.282	0	343.739	16.589	0	40.798	698.875	0	18.755.001
05 02 15 02	C1	Intervention for pigmeat	0	0	0	0	0	0	0	0	0	0	0	0	4.630	0	489.693
05 02 15 03	C1	Exceptional market-support measures. Pigme	0	0	0	0	0	0	0	0	0	0	0	0	0	0	0
05 02 15 04	C1	Refunds for eggs	0	51.380	0	505.206	41.648	31.067	0	965	22.804	14.121	0	7.734	134.117	0	1.972.257
05 02 15 05	C1	Refunds for poultrymeat	0	226.960	0	430.858	780	188.613	34.425	33.014	0	13.015	0	0	6.082	0	90.668.355
05 02 15 06	C1	Specific aid for bee-keeping	18.686	1.824.863	3.915	162.117	625.584	1.996.757	698.427	1.972.933	29.110	499.034	95.563	261.186	448.724	0	24.261.608
05 02 15 07	C1	Exceptional market-support measures for the poultrymeat and eggs sector	0	0	0	0	0	0	0	0	0	0	0	0	0	0	0
05 02 15 99	C1	Other measures (pigmeat, poultry, eggs, bee-keeping, other animal products)	0	0	0	0	0	0	0	0	0	0	0	0	0	0	0
<b>05 02 15</b>	<b>C1</b>	<b>Pigmeat, eggs and poultry, bee-keeping and other animal products</b>	<b>18.686</b>	<b>2.192.601</b>	<b>3.915</b>	<b>1.282.748</b>	<b>994.838</b>	<b>4.577.620</b>	<b>4.263.135</b>	<b>2.006.912</b>	<b>395.652</b>	<b>542.758</b>	<b>95.563</b>	<b>309.718</b>	<b>1.292.428</b>	<b>0</b>	<b>136.146.915</b>
<b>05 02</b>	<b>C1</b>		<b>1.045.387</b>	<b>137.285.355</b>	<b>846.364</b>	<b>214.920.891</b>	<b>37.723.421</b>	<b>211.605.938</b>	<b>121.163.887</b>	<b>64.485.457</b>	<b>7.627.406</b>	<b>28.362.970</b>	<b>58.018.872</b>	<b>37.243.253</b>	<b>76.144.201</b>	<b>1.208.896</b>	<b>3.981.834.307</b>
<b>05 02</b>	<b>C4</b>	<b>Interventions in agricultural markets</b>	<b>0</b>	<b>0</b>	<b>0</b>	<b>0</b>	<b>0</b>	<b>0</b>	<b>0</b>	<b>0</b>	<b>0</b>	<b>0</b>	<b>0</b>	<b>0</b>	<b>0</b>	<b>0</b>	<b>1.263.652</b>
<b>05 02</b>	<b>C5</b>		<b>0</b>	<b>0</b>	<b>0</b>	<b>0</b>	<b>0</b>	<b>0</b>	<b>0</b>	<b>0</b>	<b>0</b>	<b>0</b>	<b>0</b>	<b>0</b>	<b>0</b>	<b>0</b>	<b>667.433</b>
<b>05 02</b>	<b>C1, C4, C5</b>		<b>1.045.387</b>	<b>137.285.355</b>	<b>846.364</b>	<b>214.920.891</b>	<b>37.723.421</b>	<b>211.605.938</b>	<b>121.163.887</b>	<b>64.485.457</b>	<b>7.627.406</b>	<b>28.362.970</b>	<b>58.018.872</b>	<b>37.243.253</b>	<b>76.144.201</b>	<b>1.208.896</b>	<b>3.983.765.392</b>
05 03 01 01	C1	SPS (single payment scheme)	34.679.996	0	3.364.920	684.827.242	617.562.425	0	385.784.443	0	72.250.189	0	497.646.522	658.359.805	3.252.097.378	0	28.826.050.000
05 03 01 01	C4		30.259	0	39.655	39.415	311.035	0	5.591.927	0	156.594	0	31.558	245.114	14.503.050	0	104.173.156
05 03 01 01	C5		0	0	0	0	0	0	0	0	0	0	0	0	0	0	140.678.682
05 03 01 01	C1, C4, C5		<b>34.710.255</b>	<b>0</b>	<b>3.404.575</b>	<b>684.866.658</b>	<b>617.873.459</b>	<b>0</b>	<b>391.376.370</b>	<b>0</b>	<b>72.406.783</b>	<b>0</b>	<b>497.678.079</b>	<b>658.604.918</b>	<b>3.266.600.428</b>	<b>0</b>	<b>29.070.901.839</b>
05 03 01 02	C1	SAPS (single area payment scheme)	0	771.051.801	0	0	0	1.671.603.496	0	610.980.870	0	225.200.379	0	0	0	0	4.460.927.777
05 03 01 03	C1	Separate sugar payment	0	40.939.404	0	0	0	157.873.776	0	3.569.399	0	17.705.146	0	0	0	0	281.033.380
05 03 01 04	C1	Separate fruit and vegetables payment	0	4.551.914	0	0	0	6.695.783	0	0	0	513.988	0	0	0	0	12.175.679
05 03 01 99	C1	Other (decoupled direct aids)	0	0	0	0	0	0	0	0	0	0	0	0	0	0	0
<b>05 03 01</b>	<b>C1</b>		<b>34.679.996</b>	<b>816.543.119</b>	<b>3.364.920</b>	<b>684.827.242</b>	<b>617.562.425</b>	<b>1.836.173.055</b>	<b>385.784.443</b>	<b>614.550.269</b>	<b>72.250.189</b>	<b>243.419.513</b>	<b>497.646.522</b>	<b>658.359.805</b>	<b>3.252.097.378</b>	<b>0</b>	<b>33.580.186.836</b>
<b>05 03 01</b>	<b>C4</b>	<b>Decoupled direct aids</b>	<b>30.259</b>	<b>0</b>	<b>39.655</b>	<b>39.415</b>	<b>311.035</b>	<b>0</b>	<b>5.591.927</b>	<b>0</b>	<b>156.594</b>	<b>0</b>	<b>31.558</b>	<b>245.114</b>	<b>14.503.050</b>	<b>0</b>	<b>104.173.156</b>
<b>05 03 01</b>	<b>C5</b>		<b>0</b>	<b>0</b>	<b>0</b>	<b>0</b>	<b>0</b>	<b>0</b>	<b>0</b>	<b>0</b>	<b>0</b>	<b>0</b>	<b>0</b>	<b>0</b>	<b>0</b>	<b>0</b>	<b>140.678.682</b>
<b>05 03 01</b>	<b>C1, C4, C5</b>		<b>34.710.255</b>	<b>816.543.119</b>	<b>3.404.575</b>	<b>684.866.658</b>	<b>617.873.459</b>	<b>1.836.173.055</b>	<b>391.376.370</b>	<b>614.550.269</b>	<b>72.406.783</b>	<b>243.419.513</b>	<b>497.678.079</b>	<b>658.604.918</b>	<b>3.266.600.428</b>	<b>0</b>	<b>33.825.038.675</b>
05 03 02 01	C1	Crops area payments	0	0	0	277.489	-27.570	0	-2.972	0	1.010	0	0	5.887	0	0	1.434.867.121
05 03 02 04	C1	Supplementary aid for durum wheat: traditional production zones	0	0	0	0	-3	0	0	0	0	0	0	0	0	0	47.454.611
05 03 02 05	C1	Production aid for seeds	0	0	0	463.742	0	0	239.172	0	0	0	1.062.496	0	0	0	25.127.174
05 03 02 06	C1	Suckler-cow premium	0	0	0	1.493	66.995.733	0	74.894.070	0	170	0	0	0	-20.158	0	1.139.054.191
05 03 02 07	C1	Additional suckler-cow premium	0	0	0	0	78.328	0	8.977.976								

Commitment Appropriations

In EUROS

Budget line	Fund source	Heading	LU	HU	MT	NL	AT	PL	PT	RO	SI	SK	FI	SE	GB	CE	TOTAL
05 03 02 18	C1	Payments to starch potato producers	0	0	0	25.809.899	2.366.323	0	0	0	0	0	2.697.670	3.701.502	0	0	103.817.583
05 03 02 19	C1	Area aid for rice	0	0	0	0	0	0	10.376.700	0	0	0	0	0	0	0	168.912.482
05 03 02 21	C1	Aid for olive groves	0	0	0	0	0	0	0	0	0	0	0	0	0	0	97.345.491
05 03 02 22	C1	Tobacco premium	0	0	0	0	0	0	5.005.851	0	0	0	0	0	0	0	295.845.465
05 03 02 23	C1	Hops area aid	0	0	0	0	25.876	0	0	0	121.520	0	0	0	0	0	2.515.455
05 03 02 24	C1	Specific quality premium for durum wheat	0	0	0	0	255.193	0	24.938	0	0	0	0	0	0	0	80.676.294
05 03 02 25	C1	Protein crop premium	13.819	0	0	37.729	965.469	0	308.112	0	20.897	0	618.707	2.155.814	9.267.084	0	42.670.677
05 03 02 26	C1	Area payments for nuts	2.701	0	0	5.876	11.445	0	4.909.443	0	11.909	0	0	0	0	11.377	94.026.345
05 03 02 27	C1	Aid for energy crops	10.105	806.728	0	15.067	1.028.616	1.993.560	18.220	1.852.323	4.575	1.910.177	647.307	829.797	3.364.469	0	73.696.137
05 03 02 28	C1	Aid for silkworms	0	0	0	0	0	0	0	0	0	0	0	0	0	0	435.590
05 03 02 36	C1	Payments for specific types of farming and quality production	0	0	0	0	0	0	9.139.203	0	4.379.419	0	14.590.888	3.162.351	25.759.324	0	434.091.181
05 03 02 39	C1	Additional amount. Sugar beet & cane produ	0	0	0	0	0	0	87.528	0	0	0	0	0	0	0	51.614.468
05 03 02 40	C1	Area aid for cotton	0	0	0	0	0	0	0	0	0	0	0	0	0	0	221.736.574
05 03 02 41	C1	Transitional fruit & vegetables payment.Tom	0	0	0	0	0	0	15.538.396	835.612	0	505.673	0	0	0	0	141.447.589
05 03 02 42	C1	Transitional fruit & vegetables payment. Other products than tomatoes	0	0	0	0	0	0	0	0	0	0	0	0	0	0	157.732.789
05 03 02 43	C1	Transitional soft fruit payment	0	10.677	0	0	0	8.888.203	0	0	0	0	0	0	0	0	9.095.822
05 03 02 50	C1	POSEI — Community support programmes	0	0	0	0	0	0	60.685.246	0	0	0	0	0	0	0	386.198.381
05 03 02 51	C1	POSEI — Other direct aids & earlier regimes	0	0	0	0	0	0	18.780.984	0	0	0	0	0	0	0	21.024.855
05 03 02 52	C1	POSEI — Aegean Islands	0	0	0	0	0	0	0	0	0	0	0	0	0	0	18.487.005
05 03 02 99	C1	Other (direct aids)	0	0	0	2.128	-40.277	0	0	0	1.352	0	466	0	-5.291	0	1.002.275
<b>05 03 02</b>	<b>C1</b>	<b>Other direct aids</b>	<b>26.625</b>	<b>817.405</b>	<b>0</b>	<b>122.070.505</b>	<b>90.431.014</b>	<b>10.881.763</b>	<b>245.242.817</b>	<b>2.687.935</b>	<b>11.065.952</b>	<b>2.415.850</b>	<b>42.451.591</b>	<b>43.842.151</b>	<b>38.438.834</b>	<b>0</b>	<b>5.847.021.687</b>
05 03 03 00	C1	Additional amounts of aid	0	0	0	47.735	20.500	0	-6.169	0	0	0	3.509	32.184	1.798.482	0	3.670.247
<b>05 03 03</b>	<b>C1</b>	<b>Additional amounts of aid</b>	<b>0</b>	<b>0</b>	<b>0</b>	<b>47.735</b>	<b>20.500</b>	<b>0</b>	<b>-6.169</b>	<b>0</b>	<b>0</b>	<b>0</b>	<b>3.509</b>	<b>32.184</b>	<b>1.798.482</b>	<b>0</b>	<b>3.670.247</b>
<b>05 03</b>	<b>C1</b>	<b>Direct aids</b>	<b>34.706.621</b>	<b>817.360.524</b>	<b>3.364.920</b>	<b>806.945.482</b>	<b>708.013.939</b>	<b>1.847.054.818</b>	<b>631.021.091</b>	<b>617.238.204</b>	<b>83.316.141</b>	<b>245.835.363</b>	<b>540.101.622</b>	<b>702.234.140</b>	<b>3.292.334.694</b>	<b>0</b>	<b>39.430.878.770</b>
<b>05 03</b>	<b>C4</b>		<b>30.259</b>	<b>0</b>	<b>39.655</b>	<b>39.415</b>	<b>311.035</b>	<b>0</b>	<b>5.591.927</b>	<b>0</b>	<b>156.594</b>	<b>0</b>	<b>31.558</b>	<b>245.114</b>	<b>14.503.050</b>	<b>0</b>	<b>104.173.156</b>
<b>05 03</b>	<b>C5</b>		<b>0</b>	<b>0</b>	<b>0</b>	<b>0</b>	<b>0</b>	<b>0</b>	<b>0</b>	<b>0</b>	<b>0</b>	<b>0</b>	<b>0</b>	<b>0</b>	<b>0</b>	<b>0</b>	<b>140.678.682</b>
<b>05 03</b>	<b>C1, C4, C5</b>		<b>34.736.880</b>	<b>817.360.524</b>	<b>3.404.575</b>	<b>806.984.898</b>	<b>708.324.974</b>	<b>1.847.054.818</b>	<b>636.613.018</b>	<b>617.238.204</b>	<b>83.472.735</b>	<b>245.835.363</b>	<b>540.133.179</b>	<b>702.479.254</b>	<b>3.306.837.745</b>	<b>0</b>	<b>39.675.730.609</b>
05 04 01 14	C1	RD financed by the EAGGF Guarantee Section. Programming period 2000 to 2006	0	0	0	0	-2.322.973	0	-17.460	0	0	0	-2.353	-1.854	-55.244	0	-7.136.211
<b>05 04 01</b>	<b>C1</b>	<b>Rural development financed by the EAGGF Guarantee Section — Programming period 2000 to 2006</b>	<b>0</b>	<b>0</b>	<b>0</b>	<b>0</b>	<b>-2.322.973</b>	<b>0</b>	<b>-17.460</b>	<b>0</b>	<b>0</b>	<b>0</b>	<b>-2.353</b>	<b>-1.854</b>	<b>-55.244</b>	<b>0</b>	<b>-7.136.211</b>
05 04 03 02	C1	Plant and animal genetic resources — Completion of earlier measures	0	0	0	0	0	0	0	0	0	0	0	0	0	0	0
<b>05 04 03</b>	<b>C1</b>	<b>Other measures</b>	<b>0</b>	<b>0</b>	<b>0</b>	<b>0</b>	<b>0</b>	<b>0</b>	<b>0</b>	<b>0</b>	<b>0</b>	<b>0</b>	<b>0</b>	<b>0</b>	<b>0</b>	<b>0</b>	<b>0</b>
<b>05 04</b>	<b>C1</b>	<b>Rural development</b>	<b>0</b>	<b>0</b>	<b>0</b>	<b>0</b>	<b>-2.322.973</b>	<b>0</b>	<b>-17.460</b>	<b>0</b>	<b>0</b>	<b>0</b>	<b>-2.353</b>	<b>-1.854</b>	<b>-55.244</b>	<b>0</b>	<b>-7.136.211</b>
05 07 01 02	C1	Monitoring & preventive measures. Direct payments by the European Community	0	0	0	0	0	0	0	0	0	0	0	0	0	6.486.029	6.486.029
05 07 01 06	C1	Accounting clearance of previous years' accounts with regard to shared management expenditure under the EAGGF Guarantee Section (previous measures) and under the EAGF	193.040	319.850	-1.682	613.690	112.464	-42.965	-1.650.797	-10.874.321	-71.351	69.071	166.481	-180.910	-7.538.289	0	-54.388.428
05 07 01 06	C5	Guarantee Section (previous measures) and under the EAGF	0	0	0	0	0	0	0	0	0	0	0	0	0	0	170.186
05 07 01 06	C1, C5		193.040	319.850	-1.682	613.690	112.464	-42.965	-1.650.797	-10.874.321	-71.351	69.071	166.481	-180.910	-7.538.289	0	-54.218.243
05 07 01 07	C1	Conformity clearance of previous years' accounts with regard to shared management expenditure under the EAGGF Guarantee Section (previous measures) and under the EAGF	0	26.944	0	0	0	0	5.119.047	0	0	0	0	0	0	0	5.145.990
<b>05 07 01</b>	<b>C1</b>	<b>Control of agricultural expenditure</b>	<b>193.040</b>	<b>346.794</b>	<b>-1.682</b>	<b>613.690</b>	<b>112.464</b>	<b>-42.965</b>	<b>3.468.249</b>	<b>-10.874.321</b>	<b>-71.351</b>	<b>69.071</b>	<b>166.481</b>	<b>-180.910</b>	<b>-7.538.289</b>	<b>6.486.029</b>	<b>-42.756.409</b>
<b>05 07 01</b>	<b>C5</b>		<b>0</b>	<b>0</b>	<b>0</b>	<b>0</b>	<b>0</b>	<b>0</b>	<b>0</b>	<b>0</b>	<b>0</b>	<b>0</b>	<b>0</b>	<b>0</b>	<b>0</b>	<b>0</b>	<b>170.186</b>
<b>05 07 01</b>	<b>C1, C5</b>		<b>193.040</b>	<b>346.794</b>	<b>-1.682</b>	<b>613.690</b>	<b>112.464</b>	<b>-42.965</b>	<b>3.468.249</b>	<b>-10.874.321</b>	<b>-71.351</b>	<b>69.071</b>	<b>166.481</b>	<b>-180.910</b>	<b>-7.538.289</b>	<b>6.486.029</b>	<b>-42.586.223</b>
05 07 02 00	C1	Settlement of disputes	0	0	0	0	0	0	0	0	0	0	0	0	0	0	0
<b>05 07 02</b>	<b>C1</b>	<b>Settlement of disputes</b>	<b>0</b>	<b>0</b>	<b>0</b>	<b>0</b>	<b>0</b>	<b>0</b>	<b>0</b>	<b>0</b>	<b>0</b>	<b>0</b>	<b>0</b>	<b>0</b>	<b>0</b>	<b>0</b>	<b>0</b>
<b>05 07</b>	<b>C1</b>	<b>Audit of agricultural expenditure</b>	<b>193.040</b>	<b>346.794</b>	<b>-1.682</b>	<b>613.690</b>	<b>112.464</b>	<b>-42.965</b>	<b>3.468.249</b>	<b>-10.874.321</b>	<b>-71.351</b>	<b>69.071</b>	<b>166.481</b>	<b>-180.910</b>	<b>-7.538.289</b>	<b>6.486.029</b>	<b>-42.756.409</b>
<b>05 07</b>	<b>C5</b>		<b>0</b>	<b>0</b>	<b>0</b>	<b>0</b>	<b>0</b>	<b>0</b>	<b>0</b>	<b>0</b>	<b>0</b>	<b>0</b>	<b>0</b>	<b>0</b>	<b>0</b>	<b>0</b>	<b>170.186</b>
<b>05 07</b>	<b>C1, C5</b>		<b>193.040</b>	<b>346.794</b>	<b>-1.682</b>	<b>613.690</b>	<b>112.464</b>	<b>-42.965</b>	<b>3.468.249</b>	<b>-10.874.321</b>	<b>-71.351</b>	<b>69.071</b>	<b>166.481</b>	<b>-180.910</b>	<b>-7.538.289</b>	<b>6.486.029</b>	<b>-42.586.223</b>
<b>05 08 01</b>	<b>C1</b>	<b>Farm Accountancy Data Network (FADN)</b>	<b>0</b>	<b>0</b>	<b>0</b>	<b>0</b>	<b>0</b>	<b>0</b>	<b>0</b>	<b>0</b>	<b>0</b>	<b>0</b>	<b>0</b>	<b>0</b>	<b>0</b>	<b>13.769.069</b>	<b>13.769.069</b>
<b>05 08 02</b>	<b>C1</b>	<b>Surveys on the structure of agricultural holdings</b>	<b>0</b>	<b>0</b>	<b>0</b>	<b>0</b>	<b>0</b>	<b>0</b>	<b>0</b>	<b>0</b>	<b>0</b>	<b>0</b>	<b>0</b>	<b>0</b>	<b>0</b>	<b>0</b>	<b>14.784.854</b>
<b>05 08 02</b>	<b>C5</b>		<b>0</b>	<b>0</b>	<b>0</b>	<b>0</b>	<b>0</b>	<b>0</b>	<b>0</b>	<b>0</b>	<b>0</b>	<b>0</b>	<b>0</b>	<b>0</b>	<b>0</b>	<b>213.168</b>	<b>213.168</b>
<b>05 08 02</b>	<b>C1, C5</b>		<b>0</b>	<b>0</b>	<b>0</b>	<b>0</b>	<b>0</b>	<b>0</b>	<b>0</b>	<b>0</b>	<b>0</b>	<b>0</b>	<b>0</b>	<b>0</b>	<b>0</b>	<b>14.998.022</b>	<b>14.998.022</b>

Commitment Appropriations

In EUROS

Budget line	Fund source	Heading	LU	HU	MT	NL	AT	PL	PT	RO	SI	SK	FI	SE	GB	CE	TOTAL
05 08 03	C1	Restructuring of systems for agricultural surveys	0	0	0	0	0	0	0	0	0	0	0	0	0	1.459.512	1.459.512
05 08 06	C1	Enhancing public awareness of the common agricultural policy	0	0	0	0	0	0	0	0	0	0	0	0	0	7.021.461	7.021.461
05 08 09	C1	EAGF. Operational technical assistance	0	0	0	0	0	0	0	0	0	0	0	0	0	1.139.843	1.139.843
05 08	C1	Policy strategy and coordination of Agriculture and Rural Development	0	0	0	0	0	0	0	0	0	0	0	0	0	38.174.738	38.174.738
05 08	C5		0	0	0	0	0	0	0	0	0	0	0	0	0	213.168	213.168
05 08	C1, C5	PA	0	0	0	0	0	0	0	0	0	0	0	0	0	38.387.906	38.387.906
05	C1	Agriculture & Rural Development	35.945.049	954.992.673	4.209.602	1.022.480.064	743.526.851	2.058.617.791	755.635.768	670.849.341	90.872.196	274.267.404	598.284.622	739.294.629	3.360.885.362	53.425.511	43.408.551.044
05	C4		30.259	0	39.655	39.415	311.035	0	5.591.927	0	156.594	0	31.558	245.114	14.503.050	0	105.436.809
05	C5		0	0	0	0	0	0	0	0	0	0	0	0	0	213.168	141.729.469
05	C1, C4, C5		35.975.308	954.992.673	4.249.257	1.022.519.479	743.837.886	2.058.617.791	761.227.695	670.849.341	91.028.790	274.267.404	598.316.179	739.539.743	3.375.388.412	53.638.680	43.655.717.322
11 02 01 01	C1	Intervention in fishery products. New measu	0	0	0	0	0	0	0	0	0	0	0	0	0	15.443.547	15.443.547
11 02 01	C1	Intervention in fishery products	0	0	0	0	0	0	0	0	0	0	0	0	0	15.443.547	15.443.547
11 02 03 01	C1	Fisheries programme for the outermost regions — New measures	0	0	0	0	0	0	0	0	0	0	0	0	0	14.996.768	14.996.768
11 02 03	C1	Fisheries programme for outermost reg	0	0	0	0	0	0	0	0	0	0	0	0	0	14.996.768	14.996.768
11 02	C1	Fisheries markets	0	0	0	0	0	0	0	0	0	0	0	0	0	30.440.315	30.440.315
11	C1	Maritime affairs and fisheries	0	0	0	0	0	0	0	0	0	0	0	0	0	30.440.315	30.440.315
17 01 04 01	C1	Plant-health measures — Expenditure on administrative management	0	0	0	0	0	0	0	0	0	0	0	0	0	150.160	150.160
17 01 04 05	C1	Feed & food safety & related activities — Expenditure on administrative management	0	0	0	0	0	0	0	0	0	0	0	0	0	581.369	581.369
17 01 04 07	C1	Animal disease eradication & Emergency fund. Expenditure on administrative management	0	0	0	0	0	0	0	0	0	0	0	0	0	211.283	211.283
17 01 04 31	C1	Executive Agency for Health & Consumers. Subsidy for programmes under Heading 2	0	0	0	0	0	0	0	0	0	0	0	0	0	1.072.822	1.072.822
17 01 04	C1	Support expenditure for operations of Health and consumer protection policy	0	0	0	0	0	0	0	0	0	0	0	0	0	2.015.634	2.015.634
17 01	C1	Administrative expenditure of Health and consumer protection	0	0	0	0	0	0	0	0	0	0	0	0	0	2.015.634	2.015.634
17 03 02 00	C1	Community tobacco fund — Direct payments by the European Union	0	0	0	0	0	0	0	0	0	0	0	0	0	16.900.000	16.900.000
17 03 02	C1	Community tobacco fund — Direct payments by the European Union	0	0	0	0	0	0	0	0	0	0	0	0	0	16.900.000	16.900.000
17 03	C1	Public health	0	0	0	0	0	0	0	0	0	0	0	0	0	16.900.000	16.900.000
17 04 01 01	C1	Animal disease eradication & monitoring progr & monit. of the physical cond. of animals that could pose a public health risk linked to an ext. factor — New M.	0	0	0	0	0	0	0	0	0	0	0	0	0	269.422.183	269.422.183
17 04 01 01	C5		0	0	0	0	0	0	0	0	0	0	0	0	0	4.659.817	4.659.817
17 04 01	C1	Animal disease eradication and monitoring programmes and monitoring of the physical conditions of animals that could pose a public health risk linked to an external factor	0	0	0	0	0	0	0	0	0	0	0	0	0	269.422.183	269.422.183
17 04 01	C5		0	0	0	0	0	0	0	0	0	0	0	0	0	4.659.817	4.659.817
17 04 01	C1, C5		0	0	0	0	0	0	0	0	0	0	0	0	0	274.082.000	274.082.000
17 04 02 01	C1	Other measures in the veterinary, animal welfare and public health field — New measures	0	0	0	0	0	0	0	0	0	0	0	0	0	12.528.635	12.528.635
17 04 02	C1	Other measures in the veterinary, animal welfare and public health field	0	0	0	0	0	0	0	0	0	0	0	0	0	12.528.635	12.528.635
17 04 03 01	C1	Emergency fund for veterinary complaints and other animal contaminations which are a risk to public health — New measures	0	0	0	0	0	0	0	0	0	0	0	0	0	14.981.944	14.981.944
17 04 03 01	C4		0	0	0	0	0	0	0	0	0	0	0	0	0	90.493	90.493
17 04 03 01	C5		0	0	0	0	0	0	0	0	0	0	0	0	0	16.646	16.646
17 04 03 01	C1, C4, C5		0	0	0	0	0	0	0	0	0	0	0	0	0	15.089.083	15.089.083

Commitment Appropriations

In EUROS

Budget line	Fund source	Heading	LU	HU	MT	NL	AT	PL	PT	RO	SI	SK	FI	SE	GB	CE	TOTAL
17 04 03	C1	Emergency fund for veterinary complaints and other animal contaminations which are a risk to public health	0	0	0	0	0	0	0	0	0	0	0	0	0	14.981.944	14.981.944
17 04 03	C4		0	0	0	0	0	0	0	0	0	0	0	0	0	90.493	90.493
17 04 03	C5		0	0	0	0	0	0	0	0	0	0	0	0	0	16.646	16.646
17 04 03	C1, C4, C5		0	0	0	0	0	0	0	0	0	0	0	0	0	15.089.083	15.089.083
17 04 04 01	C1	Plant health measures — New measures	0	0	0	0	0	0	0	0	0	0	0	0	0	8.287.161	8.287.161
17 04 04	C1	Plant health measures	0	0	0	0	0	0	0	0	0	0	0	0	0	8.287.161	8.287.161
17 04 07 01	C1	Feed and food safety and related activities — New measures	0	0	0	0	0	0	0	0	0	0	0	0	0	30.954.731	30.954.731
17 04 07	C1	Feed & food safety & related activities	0	0	0	0	0	0	0	0	0	0	0	0	0	30.954.731	30.954.731
17 04	C1	Food safety, animal health, animal welfare and plant health	0	0	0	0	0	0	0	0	0	0	0	0	0	336.174.654	336.174.654
17 04	C4		0	0	0	0	0	0	0	0	0	0	0	0	0	90.493	90.493
17 04	C5		0	0	0	0	0	0	0	0	0	0	0	0	0	4.676.463	4.676.463
17 04	C1, C4, C5		0	0	0	0	0	0	0	0	0	0	0	0	0	340.941.611	340.941.611
17	C1	Health and consumer protection	0	0	0	0	0	0	0	0	0	0	0	0	0	355.090.288	355.090.288
17	C4		0	0	0	0	0	0	0	0	0	0	0	0	0	90.493	90.493
17	C5		0	0	0	0	0	0	0	0	0	0	0	0	0	4.676.463	4.676.463
17	C1, C4, C5		0	0	0	0	0	0	0	0	0	0	0	0	0	359.857.244	359.857.244
Sub-total EAGF Expenditure Fund source C1			35.945.049	954.992.673	4.209.602	1.022.480.064	743.526.851	2.058.617.791	755.635.768	670.849.341	90.872.196	274.267.404	598.284.622	739.294.629	3.360.885.362	438.956.114	43.794.081.646
Sub-total EAGF Expenditure Fund source C4			30.259	0	39.655	39.415	311.035	0	5.591.927	0	156.594	0	31.558	245.114	14.503.050	90.493	105.527.302
Sub-total EAGF Expenditure Fund source C5			0	0	0	0	0	0	0	0	0	0	0	0	4.889.632	146.405.933	
<b>TOTAL 2010 EAGF EXPENDITURE BY MEMBER STATE</b>			<b>35.975.308</b>	<b>954.992.673</b>	<b>4.249.257</b>	<b>1.022.519.479</b>	<b>743.837.886</b>	<b>2.058.617.791</b>	<b>761.227.695</b>	<b>670.849.341</b>	<b>91.028.790</b>	<b>274.267.404</b>	<b>598.316.179</b>	<b>739.539.743</b>	<b>3.375.388.412</b>	<b>443.936.238</b>	<b>44.046.014.880</b>
05 02 16 01	C4	Sugar Restructuring Fund	0	0	0	0	0	-1.567	-2.578	0	-2.607	0	0	0	0	0	-3.959.109
05 02 16 01	C5		0	10.210.481	0	5.425.035	5.031.575	7.682.243	3.509.269	3.643.436	1.468.714	3.379.951	1.509.421	2.547.585	22.845.292	0	334.256.576
05 02 16 01	C4, C5		0	10.210.481	0	5.425.035	5.031.575	7.680.676	3.506.691	3.643.436	1.466.108	3.379.951	1.509.421	2.547.585	22.845.292	0	330.297.467
05 02 16 02		Clearance with regard to the Sugar Restructuring Fund	0	0	0	0	0	0	0	0	0	0	0	0	0	0	0
05 02 16	C4	Sugar Restructuring Fund	0	0	0	0	0	-1.567	-2.578	0	-2.607	0	0	0	0	0	-3.959.109
05 02 16	C5		0	10.210.481	0	5.425.035	5.031.575	7.682.243	3.509.269	3.643.436	1.468.714	3.379.951	1.509.421	2.547.585	22.845.292	0	334.256.576
05 02 16	C4, C5		0	10.210.481	0	5.425.035	5.031.575	7.680.676	3.506.691	3.643.436	1.466.108	3.379.951	1.509.421	2.547.585	22.845.292	0	330.297.467
05 02 17 01	C1	Support for farmers' cooperatives	0	0	0	0	0	0	0	0	0	0	0	0	0	1.454.303	1,454.303
05 02 17 02	C1	European farm prices and margins observatory	0	0	0	0	0	0	0	0	0	0	0	0	0	0	0
05 02 17 03	C1	Support for farmers' & consumers' initiatives for low carbon emission, low energy consumption & locally marketed food production	0	0	0	0	0	0	0	0	0	0	0	0	0	0	0
05 02 17	C1	Pilot projects. Support for farmers	0	0	0	0	0	0	0	0	0	0	0	0	0	0	1.454.303
05 08 10	C1	Pilot project — Assessing end-user costs of compliance with EU legislation in the fields of environment, animal welfare & food safety	0	0	0	0	0	0	0	0	0	0	0	0	0	0	0
Sub-total Expenditure Fund source C1			35.945.049	954.992.673	4.209.602	1.022.480.064	743.526.851	2.058.617.791	755.635.768	670.849.341	90.872.196	274.267.404	598.284.622	739.294.629	3.360.885.362	440.410.417	43.795.535.949
Sub-total Expenditure Fund source C4			30.259	0	39.655	39.415	311.035	-1.567	5.589.349	0	153.987	0	31.558	245.114	14.503.050	90.493	101.568.193
Sub-total Expenditure Fund source C5			0	10.210.481	0	5.425.035	5.031.575	7.682.243	3.509.269	3.643.436	1.468.714	3.379.951	1.509.421	2.547.585	22.845.292	4.889.632	480.662.509
<b>TOTAL 2010 EXPENDITURE BY MEMBER STATE</b>			<b>35.975.308</b>	<b>965.203.154</b>	<b>4.249.257</b>	<b>1.027.944.514</b>	<b>748.869.461</b>	<b>2.066.298.467</b>	<b>764.734.386</b>	<b>674.492.777</b>	<b>92.494.897</b>	<b>277.647.355</b>	<b>599.825.600</b>	<b>742.087.328</b>	<b>3.398.233.705</b>	<b>445.390.541</b>	<b>44.377.766.650</b>
			<b>LU</b>	<b>HU</b>	<b>MT</b>	<b>NL</b>	<b>AT</b>	<b>PL</b>	<b>PT</b>	<b>RO</b>	<b>SI</b>	<b>SK</b>	<b>FI</b>	<b>SE</b>	<b>GB</b>	<b>CE</b>	<b>TOTAL</b>

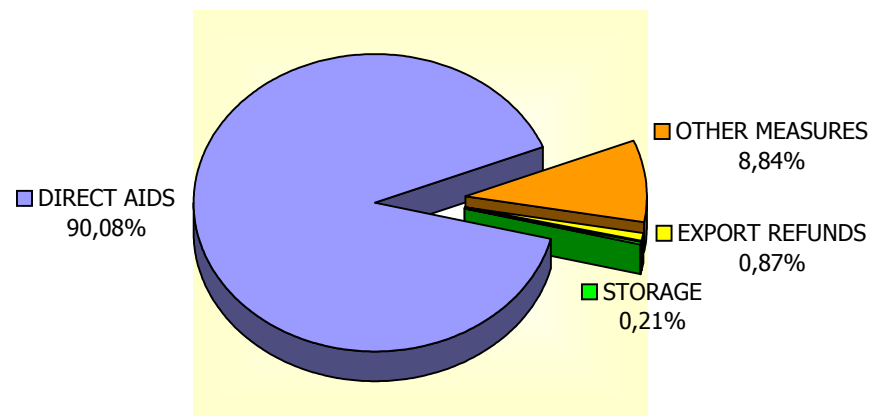
**ANNEX 17**

**BREAKDOWN of 2010 EAGF EXPENDITURE**

**Commitment Appropriations**

*In EUR million*

2010 EAGF EXPENDITURE	TOTAL	EXPORT REFUNDS		STORAGE		DIRECT AIDS		OTHER MEASURES	
	<b>44.046,01</b>	<b>385,09</b>	<b>0,87%</b>	<b>93,59</b>	<b>0,21%</b>	<b>39.675,73</b>	<b>90,08%</b>	<b>3.891,60</b>	<b>8,84%</b>





ANNEX 18

EAGF 2010 EXPENDITURE BY SECTOR according to the economic nature of the measures

Commitment Appropriations										In EUR million	
MEASURE	TOTAL EXPENDITURE	% (1)	EXPORT REFUNDS	% (2)	STORAGE	% (2)	DIRECT AIDS	% (2)	OTHER MEASURES	% (2)	
SPS - Single Payment Scheme	29.070,902	66,00%	-	-	-	-	29.070,902	73,27%	-	-	
SAPS - Single Area Payment Scheme	4.460,928	10,13%	-	-	-	-	4.460,928	11,24%	-	-	
Separate SUGAR Payment	281,033	0,64%	-	-	-	-	281,033	0,71%	-	-	
Separate FRUIT AND VEGETABLES Payment	12,176	0,03%	-	-	-	-	12,176	0,03%	-	-	
OTHER DIRECT AIDS	5.847,022	13,27%	-	-	-	-	5.847,022	14,74%	-	-	
ADDITIONAL AMOUNTS OF AID	3,670	0,01%	-	-	-	-	3,670	0,01%	-	-	
CEREALS	135,067	0,31%	-0,372	-0,10%	95,717	102,27%	-	-	39,723	1,02%	
SUGAR	9,985	0,02%	9,796	2,54%	0,432	0,46%	-	-	-0,242	-0,01%	
OLIVE OIL	53,174	0,12%	-	-	7,927	8,47%	-	-	45,248	1,16%	
DRIED FODDER	121,924	0,28%	-	-	-	-	-	-	121,924	3,13%	
FLAX AND HEMP	18,847	0,04%	-	-	0,049	0,05%	-	-	18,799	0,48%	
COTTON	9,967	0,02%	-	-	-	-	-	-	9,967	0,26%	
FRUITS AND VEGETABLES	836,722	1,90%	0,388	0,10%	-	-	-	-	836,334	21,49%	
PRODUCTS OF THE WINE-GROWING SECTOR	1.309,240	2,97%	0,686	0,18%	12,264	13,10%	-	-	1.296,290	33,31%	
TOBACCO	0,716	0,00%	-	-	-	-	-	-	0,716	0,02%	
RICE	-	-	-	-	-	-	-	-	-	-	
MILK AND MILK PRODUCTS	529,086	1,20%	186,444	48,42%	-23,288	-24,88%	-	-	365,930	9,40%	
BEEF AND VEAL	24,556	0,06%	25,349	6,58%	-	-	-	-	-0,793	-0,02%	
SHEEPMEAT AND GOATMEAT	0,000	0,00%	-	-	-	-	-	-	-	-	
PIGMEAT, EGGS, POULTRY and BEEKEEPING	136,147	0,31%	111,396	28,93%	0,490	0,52%	-	-	24,262	0,62%	
FISH	30,440	0,07%	-	-	-	-	-	-	30,440	0,78%	
NON-ANNEX I PRODUCTS	51,349	0,12%	51,349	13,33%	-	-	-	-	-	-	
FOOD PROGRAMMES	465,547	1,06%	0,058	0,02%	-	-	-	-	465,489	11,96%	
POSEI	234,173	0,53%	-	-	-	-	-	-	234,173	6,02%	
RURAL DEVELOPMENT (ex-EAGGF Guarantee Section)	-7,136	-0,02%	-	-	-	-	-	-	-7,136	-0,18%	
POLICY STRATEGY AND COORDINATION	38,388	0,09%	-	-	-	-	-	-	38,388	0,99%	
AUDIT OF AGRICULTURAL EXPENDITURE	-42,586	-0,10%	-	-	-	-	-	-	-42,586	-1,09%	
SETTLEMENT OF DISPUTES	-	-	-	-	-	-	-	-	-	-	
PROMOTION ACTIONS	47,611	0,11%	-	-	-	-	-	-	47,611	1,22%	
VETERINARY MEASURES	359,857	0,82%	-	-	-	-	-	-	359,857	9,25%	
OTHER MEASURES / OTHER PRODUCTS (3)	7,210	0,02%	-	-	-	-	-	-	7,210	0,19%	
Sub-total FUND SOURCE C1 Expenditure (*)	43.794,082	-	385,093	-	93,589	-	39.430,879	-	3.884,521	-	
Sub-total FUND SOURCE C4 Expenditure (**)	105,527	-	-	-	-	-	104,173	-	1,354	-	
Sub-total FUND SOURCE C5 Expenditure (***)	146,406	-	-	-	-	-	140,679	-	5,727	-	
<b>TOTAL 2010 EAGF EXPENDITURE</b>	<b>44.046,015</b>		<b>385,093</b>		<b>93,589</b>		<b>39.675,731</b>		<b>3.891,602</b>		
Sugar Restructuring Fund (**) (***) (****)	330,297	-	-	-	-	-	-	-	330,297	-	
Pilot Projects (4)	1,454	-	-	-	-	-	-	-	1,454	-	
<b>TOTAL 2010 EXPENDITURE</b>	<b>44.377,767</b>		<b>385,093</b>		<b>93,589</b>		<b>39.675,731</b>		<b>4.223,354</b>		

(\*) EAGF 2010 EXPENDITURE funded by initial budget appropriations - Fund source C1.

(\*\*) EAGF 2010 EXPENDITURE funded by assigned revenue collected in 2010 - Fund source C4.

(\*\*\*) EAGF 2010 EXPENDITURE funded by assigned revenue carried over from 2009 - Fund source C5.

(\*\*\*\*) Payments made on the basis of the assigned revenue foreseen in article 11 of Regulation 320/2006 (Temporary restructuring amounts in the sugar sector)

(1) % Total EAGF expenditure

(2) % Total EAGF Sector expenditure

(3) Other measures (05 02 11 99) & Support of administrative expenditure Agriculture Policy Area (05 01 04 01)

(4) Pilot projects: Support for farmers & Assessing end-user costs of compliance with EU legislation in the fields of environment, animal welfare and food safety.

**ANNEX 19**

**QUANTITIES AND VALUE OF THE PRODUCTS IN THE PUBLIC INTERVENTION STORES OF THE INTERVENTION AGENCIES (\*)**

PRODUCTS	Situation at 30.09.2008 (1)			Situation at 30.09.2009 (1)			Situation at 30.09.2010 (1)		
	Quantities (tonnes)	Accounting value (Mio €)	% of the accounting value	Quantities (tonnes)	Accounting value (Mio €)	% of the accounting value	Quantities (tonnes)	Accounting value (Mio €)	% of the accounting value
Bread making quality wheat	37	0,00	0,0%	76.703	7,91	1,0%	234.577	23,71	2,7%
Barley	0	0,00	0,0%	925.343	94,44	11,9%	5.326.165	540,45	61,2%
Rye	0	0,00	0,0%	0		0,0%	0	0,00	0,0%
Sorghum	0	0,00	0,0%	502	0,05	0,0%	0	0,00	0,0%
Maize	49.717	4,88	2,2%	556.118	56,51	7,1%	3.142	0,32	0,0%
Rice	0	0,00		0	0,00	0	0	0,00	0
<b>Total cereals/ rice</b>	<b>49.754</b>	<b>4,89</b>	<b>2,2%</b>	<b>1.558.665</b>	<b>158,91</b>	<b>19,9%</b>	<b>5.563.883</b>	<b>564,48</b>	<b>63,9%</b>
Skimmed milk powder	0	0,00	0,0%	265.671	395,85	49,7%	197.223	294,16	33,3%
Butter	0	0,00	0,0%	78.704	171,43	21,5%	1.545	3,34	0,4%
<b>Total milk products</b>	<b>0</b>	<b>0,00</b>	<b>0,0%</b>	<b>344.375</b>	<b>567,28</b>	<b>71,2%</b>	<b>198.769</b>	<b>297,51</b>	<b>33,7%</b>
White sugar	325.256	108,76	49,2%	34.832	11,23	1,4%	9	0,00	0,0%
Row sugar	10.902	2,64	1,2%	0	0,00	0,0%	0	0,00	0,0%
<b>Total sugar</b>	<b>336.158</b>	<b>111,40</b>	<b>50,4%</b>	<b>34.832</b>	<b>11,23</b>	<b>1,4%</b>	<b>9</b>	<b>0,00</b>	<b>0,0%</b>
Beef meat in quarters	0	0,00	0,0%	0	0,00	0,0%	0	0,00	0,0%
Boned beef meat (2)	0	0,00	0,0%	0	0,00	0,0%	0	0,00	0,0%
<b>Total beef meat (2)</b>	<b>0,0</b>	<b>0,00</b>	<b>0,0%</b>	<b>0,0</b>	<b>0,00</b>	<b>0,0%</b>	<b>0,0</b>	<b>0,00</b>	<b>0,0%</b>
Alcohol (hl)	2.499.173	104,74	47,4%	1.612.092	59,53	7,5%	629.910	21,38	2,4%
<b>TOTAL</b>		<b>221,02</b>	<b>100,0%</b>		<b>796,96</b>	<b>100,0%</b>		<b>883,37</b>	<b>100,0%</b>

(\*) The complementary depreciations at the end of the exercise are included

(1) Regulations (EC) Nos 883/2006, 884/2006 & 885/2006 provide that the 2nd category of expenditure to be declared under a budget year is calculated on the basis of the intervention operations in the period from October to September of the following year.

(2) Quantities expressed in carcass equivalent.

ANNEX 20  
 EVOLUTION OF EUROPEAN AGRICULTURAL GUARANTEE FUND EXPENDITURE BY ARTICLE - 2007 to 2010 FINANCIAL YEARS

Commitment Appropriations		In EUR million			
Budget Line	MEASURE	2007	2008	2009	2010
05 01 04	Support expenditure of Policy Area Agriculture and Rural Development	6,44	7,80	7,76	7,56
<b>05 01</b>	<b>ADMINISTRATIVE AGRICULTURAL EXPENDITURE</b>	<b>6,44</b>	<b>7,80</b>	<b>7,76</b>	<b>7,56</b>
05 02 01	Cereals	-133,32	-51,30	65,06	135,07
05 02 02	Rice	-0,70	0,00	-0,03	-
05 02 03	Refunds on non-Annex 1 products	185,16	118,12	89,68	51,35
05 02 04	Food programmes	249,21	345,05	477,91	465,55
05 02 05	Sugar	455,46	475,56	146,96	9,99
05 02 06	Olive oil	64,40	45,15	54,49	53,17
05 02 07	Textile plants	20,05	20,99	21,11	28,81
05 02 08	Fruit and vegetables	1.249,85	1.153,04	793,66	836,72
05 02 09	Products of the wine-growing sector	1.453,07	1.170,00	1.311,72	1.309,24
05 02 10	Promotion	50,60	53,19	47,43	47,61
05 02 11	Other plant products/measures	363,46	375,42	352,53	356,47
05 02 12	Milk and milk products	638,19	147,99	370,61	529,09
05 02 13	Beef and veal	98,28	47,23	59,34	24,56
05 02 14	Sheepmeat and goatmeat	0,03	0,00	0,00	-
05 02 15	Pigmeat, eggs and poultry, bee-keeping and other animal products	173,83	258,87	196,49	136,15
05 02 99	Irregularities (Intervention on agricultural markets)	<b>0,00</b>	-	0,00	-
<b>05 02</b>	<b>INTERVENTIONS IN AGRICULTURAL MARKETS</b>	<b>4.867,56</b>	<b>4.159,30</b>	<b>3.986,97</b>	<b>3.983,77</b>
05 03 01	Decoupled direct aids	30.369,05	31.414,47	32.794,10	33.825,04
05 03 02	Other direct aids	6.260,80	5.620,41	5.777,59	5.847,02
05 03 03	Additional amounts of aid	434,04	533,70	542,23	3,67
05 03 04	Ancillary direct aids (outstanding balances, small producers, agrimonetary aids, etc.)	-18,06	-	0,00	-
05 03 99	Irregularities (Agricultural direct aids)	<b>0,00</b>	-	0,00	-
<b>05 03</b>	<b>DIRECT AIDS</b>	<b>37.045,83</b>	<b>37.568,58</b>	<b>39.113,92</b>	<b>39.675,73</b>
05 04 01	Rural development financed by the EAGGF Guarantee Section — Completion of earlier programmes (2000 to 2006)	-30,03	-14,05	-13,28	-7,14
05 04 03	Other measures	0,00	0,00	0,00	-
05 04 04	Transitional instrument for the financing of Rural Development by the EAGGF Guarantee Section for the new Member States. Completion programmes (2004 to 2006)	0,00	-	0,00	-
<b>05 04</b>	<b>RURAL DEVELOPMENT (by ex-EAGGF Guarantee Section)</b>	<b>-30,03</b>	<b>-14,05</b>	<b>-13,28</b>	<b>-7,14</b>
05 07 01	Control of agricultural expenditure	-90,54	-29,52	-108,69	-42,59
05 07 02	Settlement of disputes	0,01	0,21	35,47	-
<b>05 07</b>	<b>AUDIT OF AGRICULTURAL EXPENDITURE</b>	<b>-90,54</b>	<b>-29,30</b>	<b>-73,21</b>	<b>-42,59</b>
05 08 01	Farm Accountancy Data Network (FADN)	12,91	12,68	13,51	13,77
05 08 02	Surveys on the structure of agricultural holdings	16,23	8,40	15,25	15,00
05 08 03	Restructuring of systems for agricultural surveys	1,34	1,90	1,46	1,46
05 08 06	Enhancing public awareness of the common agricultural policy	5,75	6,39	7,58	7,02
05 08 07	Completion of earlier measures in the field of information	0,00	-	0,00	-
05 08 08	External study on the impact of Directive 2000/36/EC of the European Parliament and of the Council	0,00	0,00	0,00	-
05 08 09	European Agricultural Guarantee Fund (EAGF) — Operational technical assistance	0,00	0,00	0,35	1,14
<b>05 08</b>	<b>POLICY STRATEGY &amp; COORDINATION OF AGRICULTURE &amp; RURAL DEVELOPMENT POLICY AREA</b>	<b>36,24</b>	<b>29,37</b>	<b>38,14</b>	<b>38,39</b>
11 02 01	Intervention in fishery products	10,63	14,92	14,42	15,44
11 02 02	Irregularities (Fisheries markets)	0,00	-	0,00	-
11 02 03	Fisheries programme for the outermost regions	14,49	36,83	15,00	15,00
<b>11 02</b>	<b>FISHERIES MARKETS</b>	<b>25,12</b>	<b>51,75</b>	<b>29,42</b>	<b>30,44</b>
17 01 04	Support expenditure for veterinary operations	0,87	1,95	2,07	2,02
<b>17 01</b>	<b>ADMINISTRATIVE VETERINARY EXPENDITURE</b>	<b>0,87</b>	<b>1,95</b>	<b>2,07</b>	<b>2,02</b>
17 03 02	Community tobacco fund - Direct payments by the European Union	13,50	16,84	16,00	16,90
<b>17 03</b>	<b>PUBLIC HEALTH</b>	<b>13,50</b>	<b>16,84</b>	<b>16,00</b>	<b>16,90</b>
17 04 01	Animal disease eradication and monitoring programmes and monitoring of the physical conditions of animals that could pose a public health risk linked to an external factor	203,98	184,45	267,29	274,08
17 04 02	Other measures in the veterinary, animal welfare and public health field	14,05	13,60	18,12	12,53
17 04 03	Emergency fund for veterinary complaints and other animal contaminations which are a risk to public health	9,46	163,99	18,10	15,09
17 04 04	Plant-health measures	1,46	5,90	16,85	8,29
17 04 05	Other measures	0,00	0,00	0,00	-
17 04 07	Feed and food safety and related activities	16,94	21,02	25,93	30,95
<b>17 04</b>	<b>FOOD SAFETY, ANIMAL HEALTH, ANIMAL WELFARE AND PLANT HEALTH</b>	<b>245,89</b>	<b>388,96</b>	<b>346,27</b>	<b>340,94</b>
<b>TOTAL EAGF EXPENDITURE</b>		<b>42.120,87</b>	<b>42.181,20</b>	<b>43.454,05</b>	<b>44.046,01</b>
<b>Of which :</b>					
EXPENDITURE funded by budget current financial year appropriations - Fund source C1		42.119,71	40.934,19	41.408,17	43.794,082
EXPENDITURE funded by assigned revenue collected in current financial year - Fund source C4		1,16	87,47	569,77	105,527
EXPENDITURE funded by assigned revenue carried over from previous financial year - Fund source C5		-	1.159,54	1.476,11	146,406
05 02 16	Sugar Restructuring Fund (*)	551,44	1.284,10	3.017,69	330,30
05 02 17	Pilot projects. Support for farmers (**)	-	-	-	1,45
<b>TOTAL EXPENDITURE</b>		<b>42.672,31</b>	<b>43.465,30</b>	<b>46.471,74</b>	<b>44.377,77</b>

(\*) Payments made on the basis of the assigned revenue foreseen in article 11 of Regulation 320/2006 (Temporary restructuring amounts in the sugar sector)

(\*\*) Another Pilot project: "Assessing end-user costs of compliance with EU legislation in the fields of environment, animal welfare & food safety" foreseen in budget line 05 08 10, was not implemented.

ANNEX 21

EVOLUTION OF EAGF EXPENDITURE BY SECTOR AND TYPE OF ACTION - 2007 to 2010 Financial years

Commitment Appropriations

In EUR million

SECTOR AND TYPE OF ACTION	2007	2008	2009	2010
<b>DIRECT AIDS</b>				
<b>DECOUPLED DIRECT AIDS</b>	<b>30.369,054</b>	<b>31.414,469</b>	<b>32.794,095</b>	<b>33.825,039</b>
SPS - Single Payment Scheme	28.119,327	28.233,837	28.805,562	29.070,902
SAPS - Single Area Payment Scheme	2.082,983	2.974,387	3.723,437	4.460,928
Separate SUGAR Payment	166,744	206,245	252,936	281,033
Separate FRUIT AND VEGETABLES Payment	-	-	12,161	12,176
<b>OTHER DIRECT AIDS</b>	<b>6.260,802</b>	<b>5.620,408</b>	<b>5.777,592</b>	<b>5.847,022</b>
<b>ADDITIONAL AMOUNTS OF AID</b>	<b>434,037</b>	<b>533,700</b>	<b>542,232</b>	<b>3,670</b>
<b>ANCILLARY DIRECT AIDS</b>	<b>-18,063</b>	<b>-</b>	<b>-</b>	<b>-</b>
<b>Sub-total DIRECT AIDS</b>	<b>37.045,830</b>	<b>37.568,577</b>	<b>39.113,919</b>	<b>39.675,731</b>
<b>INTERVENTION IN AGRICULTURAL MARKETS (Including Fisheries)</b>				
<b>CEREALS</b>	<b>-133,319</b>	<b>-51,296</b>	<b>65,063</b>	<b>135,067</b>
- Export refunds	41,800	9,701	0,854	-0,372
- Storage	-225,827	-100,728	24,079	95,717
- Market measures and other interventions	50,708	39,732	40,129	39,723
<b>SUGAR</b>	<b>455,464</b>	<b>475,556</b>	<b>146,955</b>	<b>9,985</b>
- Export refunds	509,342	501,339	179,111	9,796
- Storage	-87,052	-26,747	-32,370	0,432
- Market measures and other interventions	33,174	0,965	0,214	-0,242
<b>OLIVE OIL</b>	<b>64,398</b>	<b>45,145</b>	<b>54,486</b>	<b>53,174</b>
- Export refunds	0,188	-	-0,006	-
- Storage	-	0,013	-	7,927
- Market measures and other interventions	64,211	45,133	54,492	45,248
<b>FLAX AND HEMP</b>	<b>19,887</b>	<b>20,990</b>	<b>21,016</b>	<b>18,847</b>
- Export refunds	-	-	-	-
- Storage	0,562	1,873	0,407	0,049
- Market measures and other interventions	19,326	19,117	20,609	18,799
<b>COTTON</b>	<b>0,161</b>	<b>-</b>	<b>0,097</b>	<b>9,967</b>
- Market measures and other interventions	0,161	-	0,097	9,967
<b>FRUITS AND VEGETABLES</b>	<b>1.249,851</b>	<b>1.153,035</b>	<b>793,663</b>	<b>836,722</b>
- Export refunds	21,744	18,595	5,165	0,388
- Storage	0,412	0,093	0,028	-
- Market measures and other interventions	1.227,695	1.134,347	788,471	836,334
<b>PRODUCTS OF THE WINE-GROWING SECTOR</b>	<b>1.453,068</b>	<b>1.170,002</b>	<b>1.311,716</b>	<b>1.309,240</b>
- Export refunds	14,029	14,538	7,344	0,686
- Storage	242,156	202,149	70,843	12,264
- Market measures and other interventions	1.196,884	953,316	1.233,529	1.296,290
<b>TOBACCO</b>	<b>7,599</b>	<b>6,280</b>	<b>1,128</b>	<b>0,716</b>
- Market measures and other interventions	7,599	6,280	1,128	0,716
<b>RICE</b>	<b>-0,702</b>	<b>-</b>	<b>-0,032</b>	<b>-</b>
- Export refunds	0,052	-	-0,032	-
- Storage	-0,754	-	-	-
- Market measures and other interventions	-	-	-	-
<b>OTHER PRODUCTS / OTHER MEASURES (1)</b>	<b>154,636</b>	<b>136,464</b>	<b>127,137</b>	<b>121,578</b>
- Export refunds	-	-	-	-
- Storage	-	-	-	-
- Market measures and other interventions	154,636	136,464	127,137	121,578
<b>MILK AND MILK PRODUCTS</b>	<b>638,190</b>	<b>147,994</b>	<b>370,613</b>	<b>529,086</b>
- Export refunds	513,378	28,832	181,100	186,444
- Storage	-36,203	33,891	106,837	-23,288
- Market measures and other interventions	161,015	85,271	82,676	365,930

ANNEX 21

EVOLUTION OF EAGF EXPENDITURE BY SECTOR AND TYPE OF ACTION - 2007 to 2010 Financial years

Commitment Appropriations

In EUR million

SECTOR AND TYPE OF ACTION	2007	2008	2009	2010
<b>BEEF AND VEAL</b>	<b>98,281</b>	<b>47,227</b>	<b>59,343</b>	<b>24,556</b>
- Export refunds	46,247	33,147	31,640	25,349
- Storage	-0,001	-0,002	0,000	-
- Market measures and other interventions	52,035	14,082	27,704	-0,793
<b>SHEEPMEAT AND GOATMEAT</b>	<b>0,026</b>	-	-	-
- Export refunds	-	-	-	-
- Storage	-	-	-	-
- Market measures and other interventions	0,026	-	-	-
<b>PIGMEAT, EGGS AND POULTRY</b>	<b>173,826</b>	<b>258,874</b>	<b>196,490</b>	<b>136,147</b>
- Export refunds	111,167	200,546	154,653	111,396
- Storage	-	37,007	3,616	0,490
- Market measures and other interventions	62,659	21,321	38,220	24,262
<b>FISH</b>	<b>25,119</b>	<b>51,752</b>	<b>29,416</b>	<b>30,440</b>
- Export refunds	-	-	-	-
- Storage	-	-	-	-
- Centralised direct payments - Others	25,119	51,752	29,416	30,440
<b>Sub-total INTERVENTION IN AGRICULTURAL MARKETS</b>	<b>4.206,485</b>	<b>3.462,025</b>	<b>3.177,091</b>	<b>3.215,526</b>
<b>OTHER MEASURES EXPENDITURE</b>				
<b>NON-ANNEX I PRODUCTS - Export refunds</b>	<b>185,160</b>	<b>118,121</b>	<b>89,684</b>	<b>51,349</b>
<b>FOOD PROGRAMES</b>	<b>249,209</b>	<b>345,047</b>	<b>477,912</b>	<b>465,547</b>
- Food aid (Export refunds)	1,564	0,630	0,021	0,058
- Programmes for deprived persons (Others)	247,646	344,417	477,890	465,489
<b>POSEI</b>	<b>201,226</b>	<b>232,679</b>	<b>224,271</b>	<b>234,173</b>
- Storage	-	0,353	-	-
- Other measures and interventions	201,226	232,327	224,271	234,173
<b>RURAL DEVELOPMENT (financed by ex-EAGGF Guarantee Section)</b>	<b>-30,033</b>	<b>-14,052</b>	<b>-13,282</b>	<b>-7,136</b>
<b>POLICY STRATEGY AND COORDINATION OF AGRICULTURE &amp; RD P.A.</b>	<b>36,239</b>	<b>29,369</b>	<b>38,144</b>	<b>38,388</b>
<b>AUDIT OF AGRICULTURAL EXPENDITURE - ( ex-subheading 1a)</b>	<b>-93,771</b>	<b>-29,517</b>	<b>-108,686</b>	<b>-42,586</b>
<b>AUDIT OF AGRICULTURAL EXPENDITURE - (ex-subheading 1b)</b>	<b>3,228</b>	-	-	-
<b>SETTLEMENT OF DISPUTES</b>	<b>0,008</b>	<b>0,215</b>	<b>35,472</b>	-
<b>PROMOTION AND INFORMATION ACTIONS</b>	<b>50,597</b>	<b>53,185</b>	<b>47,426</b>	<b>47,611</b>
Payments by Member States	47,873	49,431	46,514	46,402
Direct Payments by the European Community	2,724	3,754	0,911	1,209
<b>VETERINARY MEASURES</b>	<b>260,259</b>	<b>407,751</b>	<b>364,349</b>	<b>359,857</b>
<b>OTHER MEASURES (2)</b>	<b>6,436</b>	<b>7,798</b>	<b>7,756</b>	<b>7,556</b>
<b>Sub-total OTHER MEASURES EXPENDITURE</b>	<b>868,557</b>	<b>1.150,595</b>	<b>1.163,044</b>	<b>1.154,758</b>
<b>TOTAL EAGF EXPENDITURE</b>	<b>42.120,871</b>	<b>42.181,197</b>	<b>43.454,054</b>	<b>44.046,015</b>
<b>SUGAR RESTRUCTURING FUND (3)</b>	<b>551,436</b>	<b>1.284,100</b>	<b>3.017,690</b>	<b>330,297</b>
<b>PILOT PROJECTS (4)</b>	-	-	-	1,454
<b>TOTAL EXPENDITURE</b>	<b>42.672,307</b>	<b>43.465,297</b>	<b>46.471,744</b>	<b>44.377,767</b>

(1) 'Dried Fooder' and 'Other measures Plant products'

(2) Support of administrative expenditure Agriculture and Rural Development Policy Area

(3) Payments made on the basis of the assigned revenue foreseen in article 11 of Regulation 320/2006. Temporary restructuring amounts in the sugar sector

(4) Pilot projects: Support for farmers & Assessing end-user costs of compliance with EU legislation in the fields of environment, animal welfare and food safety

ANNEX 22  
 EVOLUTION OF EAGF EXPENDITURE BY SECTOR - Summary table  
 2007 to 2010 Financial years\*

Commitment Appropriations

In EUR million

SECTOR	2007	2008	2009	2010
<b>DECOUPLED DIRECT AIDS</b>	<b>30.369,054</b>	<b>31.414,469</b>	<b>32.794,095</b>	<b>33.825,039</b>
<b>OTHER DIRECT AIDS</b>	<b>6.260,802</b>	<b>5.620,408</b>	<b>5.777,592</b>	<b>5.847,022</b>
<b>ADDITIONAL AMOUNTS OF AID</b>	<b>434,037</b>	<b>533,700</b>	<b>542,232</b>	<b>3,670</b>
<b>ANCILLARY DIRECT AIDS</b>	<b>-18,063</b>	<b>-</b>	<b>-</b>	<b>-</b>
<b>CEREALS</b>	<b>-133,319</b>	<b>-51,296</b>	<b>65,063</b>	<b>135,067</b>
<b>SUGAR</b>	<b>455,464</b>	<b>475,556</b>	<b>146,955</b>	<b>9,985</b>
<b>OLIVE OIL</b>	<b>64,398</b>	<b>45,145</b>	<b>54,486</b>	<b>53,174</b>
<b>FLAX AND HEMP</b>	<b>19,887</b>	<b>20,990</b>	<b>21,016</b>	<b>18,847</b>
<b>COTTON</b>	<b>0,161</b>	<b>-</b>	<b>0,097</b>	<b>9,967</b>
<b>FRUITS AND VEGETABLES</b>	<b>1.249,851</b>	<b>1.153,035</b>	<b>793,663</b>	<b>836,722</b>
<b>PRODUCTS OF THE WINE-GROWING SECTOR</b>	<b>1.453,068</b>	<b>1.170,002</b>	<b>1.311,716</b>	<b>1.309,240</b>
<b>TOBACCO</b>	<b>7,599</b>	<b>6,280</b>	<b>1,128</b>	<b>0,716</b>
<b>RICE</b>	<b>-0,702</b>	<b>-</b>	<b>-0,032</b>	<b>-</b>
<b>OTHER PRODUCTS / OTHER MEASURES (1)</b>	<b>154,636</b>	<b>136,464</b>	<b>127,137</b>	<b>121,578</b>
<b>MILK AND MILK PRODUCTS</b>	<b>638,190</b>	<b>147,994</b>	<b>370,613</b>	<b>529,086</b>
<b>BEEF AND VEAL</b>	<b>98,281</b>	<b>47,227</b>	<b>59,343</b>	<b>24,556</b>
<b>SHEEPMET AND GOATMEAT</b>	<b>0,026</b>	<b>-</b>	<b>-</b>	<b>-</b>
<b>PIGMEAT, EGGS AND POULTRY</b>	<b>173,826</b>	<b>258,874</b>	<b>196,490</b>	<b>136,147</b>
<b>FISH</b>	<b>25,119</b>	<b>51,752</b>	<b>29,416</b>	<b>30,440</b>
<b>NON-ANNEX I PRODUCTS</b>	<b>185,160</b>	<b>118,121</b>	<b>89,684</b>	<b>51,349</b>
<b>FOOD PROGRAMMES</b>	<b>249,209</b>	<b>345,047</b>	<b>477,912</b>	<b>465,547</b>
<b>POSEI</b>	<b>201,226</b>	<b>232,679</b>	<b>224,271</b>	<b>234,173</b>
<b>RURAL DEVELOPMENT (financed by ex-EAGGF Guarantee Section)</b>	<b>-30,033</b>	<b>-14,052</b>	<b>-13,282</b>	<b>-7,136</b>
<b>POLICY STRATEGY AND COORDINATION OF AGRICULTURE &amp; RURAL DEVELOPMENT P.A.</b>	<b>36,239</b>	<b>29,369</b>	<b>38,144</b>	<b>38,388</b>
<b>AUDIT OF AGRICULTURAL EXPENDITURE - ( ex-subheading 1a)</b>	<b>-93,771</b>	<b>-29,517</b>	<b>-108,686</b>	<b>-42,586</b>
<b>AUDIT OF AGRICULTURAL EXPENDITURE - (ex-subheading 1b)</b>	<b>3,228</b>	<b>-</b>	<b>-</b>	<b>-</b>
<b>SETTLEMENT OF DISPUTES</b>	<b>0,008</b>	<b>0,215</b>	<b>35,472</b>	<b>-</b>
<b>PROMOTION AND INFORMATION ACTIONS</b>	<b>50,597</b>	<b>53,185</b>	<b>47,426</b>	<b>47,611</b>
<b>VETERINARY MEASURES</b>	<b>260,259</b>	<b>407,751</b>	<b>364,349</b>	<b>359,857</b>
<b>OTHER MEASURES (2)</b>	<b>6,436</b>	<b>7,798</b>	<b>7,756</b>	<b>7,556</b>
<b>TOTAL EAGF EXPENDITURE</b>	<b>42.120,871</b>	<b>42.181,197</b>	<b>43.454,054</b>	<b>44.046,015</b>
<b>SUGAR RESTRUCTURING FUND (3)</b>	<b>551,436</b>	<b>1.284,100</b>	<b>3.017,690</b>	<b>330,297</b>
<b>PILOT PROJECTS (4)</b>	<b>-</b>	<b>-</b>	<b>-</b>	<b>1,454</b>
<b>TOTAL EXPENDITURE</b>	<b>42.672,307</b>	<b>43.465,297</b>	<b>46.471,744</b>	<b>44.377,767</b>

(\*) Includes amounts paid from assigned revenue to EAGF. Fund sources C4 & C5

(1) 'Dried Fooder' and 'Other measures Plant products'

(2) Support of administrative expenditure Agriculture and Rural Development Policy Area

(3) Payments made on the basis of the assigned revenue foreseen in article 11 of Regulation 320/2006. Temporary restructuring amounts in the sugar sector

(4) Pilot projects: Support for farmers & Assessing end-user costs of compliance with EU legislation in the fields of environment, animal welfare and food safety

ANNEX 23

EVOLUTION OF EUROPEAN AGRICULTURAL GUARANTEE FUND EXPENDITURE BY SECTOR (2004 to 2010 Financial years) (\*)

Commitment Appropriations

In EUR million and in %

SECTOR	2004		2005		2006		2007		2008		2009		2010	
	MIO Euro	%	MIO Euro	%	MIO Euro	%	MIO Euro	%	MIO Euro	%	MIO Euro	%	MIO Euro	%
SPS - Single Payment Scheme	-	-	-	-	14.542,0	29,2%	28.119,3	66,8%	28.233,8	66,9%	28.805,6	66,3%	29.070,9	66,0%
SAPS - Single Area Payment Scheme	-	-	1.449,2	3,0%	1.721,3	3,5%	2.083,0	4,9%	2.974,4	7,1%	3.723,4	8,6%	4.460,9	10,1%
Separate SUGAR Payment	-	-	-	-	-	-	166,7	0,4%	206,2	0,5%	252,9	0,6%	281,0	0,6%
Separate FRUIT & VEGETABLES Payment	-	-	-	-	-	-	-	-	-	-	12,2	0,0%	12,2	0,0%
Other Direct aids	-	-	-	-	-	-	6.260,8	14,9%	5.620,4	13,3%	5.777,6	13,3%	5.847,0	13,3%
Additional amounts of aids	-	-	-	-	-	-	434,0	1,0%	533,7	1,3%	542,2	1,2%	3,7	0,0%
Ancillary Direct aids (**)	-	-	-	-	-	-	-18,1	0,0%	-	-	-	-	-	-
<b>DIRECT AIDS</b>	<b>-</b>	<b>-</b>	<b>1.449,2</b>	<b>3,0%</b>	<b>16.263,3</b>	<b>32,6%</b>	<b>37.045,8</b>	<b>88,0%</b>	<b>37.568,6</b>	<b>89,1%</b>	<b>39.113,9</b>	<b>90,0%</b>	<b>39.675,7</b>	<b>90,1%</b>
CEREALS	17.296,6	38,6%	17.769,8	36,3%	8.737,1	17,5%	-133,3	-0,3%	-51,3	-0,1%	65,1	0,1%	135,1	0,3%
SUGAR	1.283,5	2,9%	1.651,8	3,4%	1.520,7	3,0%	455,5	1,1%	475,6	1,1%	147,0	0,3%	10,0	0,0%
OLIVE OIL	2.372,4	5,3%	2.311,3	4,7%	2.341,5	4,7%	64,4	0,2%	45,1	0,1%	54,5	0,1%	53,2	0,1%
DRIED FODDER & GRAIN LEGUMES	383,5	0,9%	294,3	0,6%	297,7	0,6%	154,1	0,4%	136,1	0,3%	126,6	0,3%	121,6	0,3%
TEXTILE PLANTS AND SILKWORMS (1)	851,0	1,9%	972,5	2,0%	935,6	1,9%	20,0	0,0%	21,0	0,0%	21,1	0,0%	28,8	0,1%
FRUITS AND VEGETABLES	1.572,9	3,5%	1.742,7	3,6%	1.656,4	3,3%	1.249,9	3,0%	1.153,0	2,7%	793,7	1,8%	836,7	1,9%
PRODUCTS OF THE WINE-GROWING SECTOR	1.092,0	2,4%	1.267,2	2,6%	1.487,1	3,0%	1.453,1	3,4%	1.170,0	2,8%	1.311,7	3,0%	1.309,2	3,0%
TOBACCO	929,3	2,1%	922,7	1,9%	828,5	1,7%	7,6	0,0%	6,3	0,0%	1,1	0,0%	0,7	0,0%
OTHER PLANT PRODUCTS (2)	299,9	0,7%	488,2	1,0%	307,8	0,6%	-0,7	0,0%	-	-	0,0	-	-	-
<b>PLANT PRODUCTS</b>	<b>26.080,9</b>	<b>58,3%</b>	<b>27.420,5</b>	<b>56,0%</b>	<b>18.112,5</b>	<b>36,3%</b>	<b>3.270,5</b>	<b>7,8%</b>	<b>2.955,8</b>	<b>7,0%</b>	<b>2.520,6</b>	<b>5,8%</b>	<b>2.495,3</b>	<b>5,7%</b>
MILK AND MILK PRODUCTS	1.993,4	4,5%	2.547,5	5,2%	2.463,4	4,9%	638,2	1,5%	148,0	0,4%	370,6	0,9%	529,1	1,2%
BEEF AND VEAL	7.776,0	17,4%	8.176,0	16,7%	3.550,7	7,1%	98,3	0,2%	47,2	0,1%	59,3	0,1%	24,6	0,1%
SHEEPMET AND GOATMEAT	1.469,5	3,3%	1.837,3	3,8%	950,4	1,9%	0,0	0,0%	-	-	-	-	-	0,0%
PIGMEAT, EGGS AND POULTRY	173,2	0,4%	131,5	0,3%	101,1	0,2%	173,8	0,4%	258,9	0,6%	196,5	0,5%	136,1	0,3%
OTHERS	0,0	0,0%	-20,8	0,0%	0,0	0,0%	0,0	0,0%	0,0	0,0%	-	-	0,0	0,0%
FISH	23,9	0,1%	28,5	0,1%	25,8	0,1%	25,1	0,1%	51,8	0,1%	29,4	0,1%	30,4	0,1%
<b>ANIMAL PRODUCTS</b>	<b>11.436,0</b>	<b>25,5%</b>	<b>12.700,0</b>	<b>26,0%</b>	<b>7.091,4</b>	<b>14,2%</b>	<b>935,4</b>	<b>2,2%</b>	<b>505,8</b>	<b>1,2%</b>	<b>655,9</b>	<b>1,5%</b>	<b>720,2</b>	<b>1,6%</b>
NON-ANNEX I PRODUCTS	372,3	0,8%	335,4	0,7%	274,1	0,5%	185,2	0,4%	118,1	0,3%	89,7	0,2%	51,3	0,1%
FOOD PROGRAMMES	281,6	0,6%	292,1	0,6%	228,8	0,5%	249,2	0,6%	345,0	0,8%	477,9	1,1%	465,5	1,1%
POSEI	216,7	0,5%	185,4	0,4%	219,2	0,4%	201,2	0,5%	232,7	0,6%	224,3	0,5%	234,2	0,5%
VETERINARY MEASURES	360,3	0,8%	240,9	0,5%	268,6	0,5%	260,3	0,6%	407,8	1,0%	364,3	0,8%	359,9	0,8%
CONTROL AND PREVENTION MEASURES (3)	26,7	0,1%	14,2	0,0%	9,0	0,0%	5,9	0,0%	6,5	0,0%	0,0	0,0%	-	-
AUDIT OF AGRICULTURAL EXPENDITURE (ex-1a)	-508,1	-1,1%	-577,6	-1,2%	-261,0	-0,5%	-99,7	-0,2%	-36,0	-0,1%	-108,7	-0,3%	-42,6	-0,1%
SETTLEMENT OF DISPUTES	0,1	0,0%	0,0	0,0%	6,1	0,0%	0,01	0,0%	0,21	0,0%	35,47	0,1%	-	-
PROMOTION AND INFORMATION ACTIONS	32,9	0,1%	37,0	0,1%	38,9	0,1%	50,6	0,1%	53,2	0,1%	47,4	0,1%	47,6	0,1%
POLICY STRATEGY AND COORDINATION (4)	-	-	-	-	6,4	0,0%	36,2	0,1%	29,4	0,1%	38,1	0,1%	38,4	0,1%
OTHER MEASURES (5)	-0,9	0,0%	3,9	0,0%	-82,1	-0,2%	6,9	0,0%	8,2	0,0%	8,3	0,0%	7,6	0,0%
<b>OTHERS</b>	<b>781,6</b>	<b>1,7%</b>	<b>531,2</b>	<b>1,1%</b>	<b>708,1</b>	<b>1,4%</b>	<b>895,9</b>	<b>2,1%</b>	<b>1.165,0</b>	<b>2,8%</b>	<b>1.176,9</b>	<b>2,7%</b>	<b>1.161,9</b>	<b>2,6%</b>
RURAL DEVELOPMENT	6.481,9	14,5%	6.845,8	14,0%	7.719,3	15,5%	-30,0	-0,1%	-14,1	0,0%	-13,3	0,0%	-7,1	0,0%
AUDIT OF AGRICULTURAL EXPENDITURE (ex-1b)	-19,9	0,0%	-18,4	0,0%	-29,4	-0,1%	3,2	0,0%	-	-	-	-	-	-
<b>RURAL DEVELOPMENT (6)</b>	<b>6.462,0</b>	<b>14,4%</b>	<b>6.827,4</b>	<b>14,0%</b>	<b>7.689,9</b>	<b>15,4%</b>	<b>-26,8</b>	<b>-0,1%</b>	<b>-14,1</b>	<b>0,0%</b>	<b>-13,3</b>	<b>0,0%</b>	<b>-7,1</b>	<b>0,0%</b>
<b>TOTAL EXPENDITURE</b>	<b>44.760,5</b>	<b>100%</b>	<b>48.928,2</b>	<b>100%</b>	<b>49.865,2</b>	<b>100%</b>	<b>42.120,9</b>	<b>100%</b>	<b>42.181,2</b>	<b>100%</b>	<b>43.454,1</b>	<b>100%</b>	<b>44.046,0</b>	<b>100%</b>

(\*) Financial years 2004 to 2006 : Total expenditure of ex-European Agricultural Guidance and Guarantee Fund, Guarantee Section - EAGGF /// Financial years 2007 to 2010 : Total expenditure of EAGF

(\*\*) Reliquats, small producers, agrimonetary aids, etc

(1) Financial year 2006 : Flax & Hemp, Cotton, Silkworms /// Financial years 2007 to 2010 : Flax & Hemp, Cotton

(2) Financial year 2006 : Rice, Seeds, Hop /// Financial years 2007 to 2010 : Rice

(3) Financial years 2006, 2007, 2008, amounts of 'Monitoring and preventive measures'.

(4) Financial years 2004 & 2005, expenditure included in sector 'Promotion and Information actions'

(5) Financial year 2006, recoveries included /// Financial years 2007 to 2010 : Other measures and Support Administrative expenditure Agriculture and Rural Development Policy area

(6) Rural Development expenditure financed by the ex-sub-heading 1b) of ex-European Agricultural Guidance and Guarantee Fund, Guarantee Section.

Since Financial year 2007, Rural Development is entirely financed by the European Agricultural Fund for Rural Development-EAFRD.



ANNEX 24

EVOLUTION OF EUROPEAN AGRICULTURAL GUARANTEE FUND EXPENDITURE BY MEMBER STATE - 2004 to 2010 Financial years (\*)

Member State	Commitment Appropriations																								In EUR million and in %			MS			
	EU 25						EU 27																								
	2004		2005		2006		2007			2008			2009			2010															
	EAGF	SRF (2)	EAGF	SRF (2)	EAGF	SRF (2)	TOTAL	EAGF	SRF (2)	TOTAL	EAGF	SRF (2)	TOTAL	EAGF	SRF (2)	TOTAL															
BE	1.072,7	2,4%	1.034,5	2,1%	943,7	1,9%	769,2	1,8%	45,4	8,2%	814,6	1,9%	747,9	1,8%	106,6	8,3%	854,5	2,0%	717,6	1,7%	178,0	5,9%	895,6	1,9%	679,3	1,5%	4,1	1,2%	683,4	1,5%	BE
BG	-	-	-	-	-	-	0,2	0,0%	-	-	0,2	0,0%	178,3	0,4%	-	0,0%	178,3	0,4%	225,7	0,5%	2,2	0,1%	227,9	0,5%	293,0	0,7%	0,8	0,3%	293,8	0,7%	BG
CZ	168,0	0,4%	463,8	0,9%	517,3	1,0%	351,6	0,8%	-	-	351,6	0,8%	401,7	1,0%	43,9	3,4%	445,6	1,0%	502,7	1,2%	54,8	1,8%	557,4	1,2%	608,6	1,4%	0,0	0,0%	608,6	1,4%	CZ
DK	1.217,1	2,7%	1.224,9	2,5%	1.162,2	2,3%	1.083,5	2,6%	-	-	1.083,5	2,5%	1.061,3	2,5%	-	0,0%	1.061,3	2,4%	1.038,8	2,4%	36,5	1,2%	1.075,4	2,3%	1.006,4	2,3%	0,0	0,0%	1.006,4	2,3%	DK
DE	6.033,7	13,5%	6.503,1	13,3%	6.543,4	13,1%	5.646,2	13,4%	-	-	5.646,2	13,2%	5.704,0	13,5%	-	0,0%	5.704,0	13,1%	5.715,3	13,2%	660,5	21,9%	6.375,8	13,7%	5.697,9	12,9%	27,1	8,2%	5.725,0	12,9%	DE
EE	45,8	0,1%	77,4	0,2%	87,7	0,2%	38,4	0,1%	-	-	38,4	0,1%	41,7	0,1%	-	0,0%	41,7	0,1%	54,7	0,1%	0,0	0,0%	54,7	0,1%	66,6	0,2%	0,0	0,0%	66,6	0,2%	EE
IE	1.829,6	4,1%	1.806,2	3,7%	1.723,2	3,5%	1.319,8	3,1%	78,7	14,3%	1.398,5	3,3%	1.306,3	3,1%	149,9	11,7%	1.456,2	3,4%	1.336,4	3,1%	0,6	0,0%	1.336,9	2,9%	1.300,4	3,0%	0,2	0,1%	1.300,6	2,9%	IE
EL	2.777,6	6,2%	2.754,0	5,6%	3.070,6	6,2%	2.681,0	6,4%	-	-	2.681,0	6,3%	2.553,8	6,1%	73,8	5,7%	2.627,6	6,0%	2.594,4	6,0%	65,0	2,2%	2.659,5	5,7%	2.504,7	5,7%	0,0	0,0%	2.504,7	5,6%	EL
ES	6.319,3	14,1%	6.406,5	13,1%	6.654,5	13,3%	5.874,9	13,9%	27,1	4,9%	5.902,0	13,8%	5.864,1	13,9%	69,1	5,4%	5.933,2	13,7%	5.986,4	13,8%	229,8	7,6%	6.216,1	13,4%	5.944,2	13,5%	134,1	40,6%	6.078,3	13,7%	ES
FR	9.389,1	21,0%	9.968,9	20,4%	10.044,6	20,1%	9.172,4	21,8%	17,5	3,2%	9.189,9	21,5%	8.946,9	21,2%	42,9	3,3%	8.989,8	20,7%	8.920,1	20,5%	575,3	19,1%	9.495,4	20,4%	8.908,8	20,2%	17,8	5,4%	8.926,5	20,1%	FR
IT	5.022,5	11,2%	5.499,7	11,2%	5.461,0	11,0%	4.804,1	11,4%	226,9	41,2%	5.031,1	11,8%	4.660,6	11,0%	525,6	40,9%	5.186,3	11,9%	4.930,0	11,3%	226,0	7,5%	5.156,0	11,1%	4.852,7	11,0%	76,1	23,0%	4.928,8	11,1%	IT
CY	22,5	0,1%	58,8	0,1%	50,9	0,1%	27,5	0,1%	-	-	27,5	0,1%	28,1	0,1%	-	0,0%	28,1	0,1%	38,8	0,1%	0,0	0,0%	38,8	0,1%	43,9	0,1%	0,0	0,0%	43,9	0,1%	CY
LV	98,7	0,2%	137,5	0,3%	160,7	0,3%	54,8	0,1%	-	-	54,8	0,1%	63,3	0,1%	36,9	2,9%	100,2	0,2%	80,7	0,2%	29,5	1,0%	110,3	0,2%	96,8	0,2%	2,8	0,8%	99,6	0,2%	LV
LT	147,9	0,3%	291,2	0,6%	346,1	0,7%	168,2	0,4%	-	-	168,2	0,4%	173,9	0,4%	-	0,0%	173,9	0,4%	218,0	0,5%	16,8	0,6%	234,8	0,5%	268,2	0,6%	0,0	0,0%	268,2	0,6%	LT
LU	37,6	0,1%	45,0	0,1%	44,7	0,1%	36,8	0,1%	-	-	36,8	0,1%	35,3	0,1%	-	0,0%	35,3	0,1%	35,5	0,1%	0,0	0,0%	35,5	0,1%	36,0	0,1%	0,0	0,0%	36,0	0,1%	LU
HU	181,7	0,4%	716,8	1,5%	826,1	1,7%	473,2	1,1%	-	-	473,2	1,1%	513,6	1,2%	45,9	3,6%	559,5	1,3%	758,0	1,7%	214,0	7,1%	972,0	2,1%	955,0	2,2%	10,2	3,1%	965,2	2,2%	HU
MT	8,1	0,0%	9,9	0,0%	11,2	0,0%	2,0	0,0%	-	-	2,0	0,0%	2,6	0,0%	-	0,0%	2,6	0,0%	3,6	0,0%	0,0	0,0%	3,6	0,0%	4,2	0,0%	0,0	0,0%	4,2	0,0%	MT
NL	1.261,9	2,8%	1.256,3	2,6%	1.209,6	2,4%	1.110,2	2,6%	17,7	3,2%	1.128,0	2,6%	977,4	2,3%	43,2	3,4%	1.020,6	2,3%	1.077,4	2,5%	116,0	3,8%	1.193,3	2,6%	1.022,5	2,3%	5,4	1,6%	1.027,9	2,3%	NL
AT	1.141,9	2,6%	1.235,7	2,5%	1.271,5	2,5%	746,8	1,8%	0,3	0,1%	747,1	1,8%	741,6	1,8%	3,9	0,3%	745,5	1,7%	747,0	1,7%	28,4	0,9%	775,4	1,7%	743,8	1,7%	5,0	1,5%	748,9	1,7%	AT
PL	873,1	2,0%	1.839,0	3,8%	2.033,5	4,1%	1.209,5	2,9%	-	-	1.209,5	2,8%	1.453,3	3,4%	-	0,0%	1.453,3	3,3%	1.749,7	4,0%	287,5	9,5%	2.037,2	4,4%	2.058,6	4,7%	7,7	2,3%	2.066,3	4,7%	PL
PT	823,3	1,8%	891,9	1,8%	946,4	1,9%	705,1	1,7%	28,0	5,1%	733,1	1,7%	717,7	1,7%	19,5	1,5%	737,2	1,7%	722,6	1,7%	10,2	0,3%	732,8	1,6%	761,2	1,7%	3,5	1,1%	764,7	1,7%	PT
RO	-	-	-	-	-	-	6,9	0,0%	-	-	6,9	0,0%	474,0	1,1%	-	0,0%	474,0	1,1%	596,2	1,4%	2,0	0,1%	598,3	1,3%	670,8	1,5%	3,6	1,1%	674,5	1,5%	RO
SI	84,7	0,2%	127,3	0,3%	142,6	0,3%	49,0	0,1%	0,6	0,1%	49,6	0,1%	61,8	0,1%	34,2	2,7%	96,0	0,2%	77,1	0,2%	27,3	0,9%	104,4	0,2%	91,0	0,2%	1,5	0,4%	92,5	0,2%	SI
SK	120,9	0,3%	247,5	0,5%	294,0	0,6%	157,6	0,4%	-	-	157,6	0,4%	165,2	0,4%	35,1	2,7%	200,3	0,5%	220,4	0,5%	53,7	1,8%	274,1	0,6%	274,3	0,6%	3,4	1,0%	277,6	0,6%	SK
FI	868,8	1,9%	902,9	1,8%	817,1	1,6%	585,8	1,4%	5,0	0,9%	590,8	1,4%	559,9	1,3%	26,2	2,0%	586,0	1,3%	574,6	1,3%	37,8	1,3%	612,4	1,3%	598,3	1,4%	1,5	0,5%	599,8	1,4%	FI
SE	849,1	1,9%	956,3	2,0%	923,9	1,9%	758,9	1,8%	12,4	2,2%	771,3	1,8%	745,1	1,8%	27,4	2,1%	772,5	1,8%	751,8	1,7%	24,1	0,8%	776,0	1,7%	739,5	1,7%	2,5	0,8%	742,1	1,7%	SE
UK	3.986,6	8,9%	4.215,0	8,6%	4.287,2	8,6%	3.950,8	9,4%	91,7	16,6%	4.042,5	9,5%	3.494,9	8,3%	-	0,0%	3.494,9	8,0%	3.333,8	7,7%	141,7	4,7%	3.475,6	7,5%	3.375,4	7,7%	22,8	6,9%	3.398,2	7,7%	UK
CE (1)	377,8	0,8%	257,9	0,5%	291,5	0,6%	336,7	0,8%	-	-	336,7	0,8%	506,9	1,2%	-	0,0%	506,9	1,2%	446,6	1,0%	0,0	0,0%	446,6	1,0%	443,9	1,0%	0,0	0,0%	443,9	1,0%	CE (1)
<b>TOTAL EAGF</b>	<b>44.760,5</b>	<b>100%</b>	<b>48.928,2</b>	<b>100%</b>	<b>49.865,2</b>	<b>100%</b>	<b>42.120,9</b>	<b>100%</b>					<b>42.181,2</b>	<b>100%</b>					<b>43.454,1</b>	<b>100%</b>					<b>44.046,0</b>	<b>100%</b>					
Sugar Restructuring Fund - SRF (2)								<b>551,4</b>		<b>100%</b>																<b>330,3</b>		<b>100%</b>			
Pilot Projects (3)																														<b>1,454</b>	
<b>TOTAL EXPENDITURE</b>								<b>42.672,3</b>		<b>100%</b>																		<b>44.377,8</b>		<b>100%</b>	

(\*) Financial years 2004 to 2006 : Expenditure of ex-European Agricultural Guidance and Guarantee Fund, Guarantee Section - EAGGF /// Financial years 2007 to 2010 : Expenditure of EAGF

(1) Expenditure made directly by the Commission

(2) SRF : Sugar Restructuring Fund. Payments made on the basis of the assignend revenue foreseen in article 11 of Regulation 320/2006. Temporary restructuring amounts in the sugar secto

(3) Pilot projects. Support for farmers



**ANNEX 25**  
**EAGF - EVOLUTION OF EXPENDITURE FOR DIRECT AIDS BY MEASURE**

2007 to 2010 Financial years

Commitment Appropriations

In EUR million

BUDGET LINE	MEASURE	2007	2008	2009	2010
05 03 01 01	SPS (single payment scheme)	28.119,327	28.233,837	28.805,562	29.070,902
05 03 01 02	SAPS (single area payment scheme)	2.082,983	2.974,387	3.723,437	4.460,928
05 03 01 03	Separate sugar payment	166,744	206,245	252,936	281,033
05 03 01 04	Separate fruit and vegetables payment	-	-	12,161	12,176
05 03 01 99	Other (decoupled direct aids)	-	-	-	0,000
<b>05 03 01</b>	<b>Decoupled direct aids</b>	<b>30.369,054</b>	<b>31.414,469</b>	<b>32.794,095</b>	<b>33.825,039</b>
05 03 02 01	Crop area payments	1.488,598	1.432,236	1.448,669	1.434,867
05 03 02 03	Supplementary aid for durum wheat: non-traditional production zones	0,001	-	-	-
05 03 02 04	Supplementary aid for durum wheat: traditional production zones	55,825	46,105	49,060	47,455
05 03 02 05	Production aid for seeds	22,036	20,044	23,166	25,127
05 03 02 06	Suckler-cow premium	1.179,084	1.153,842	1.153,142	1.139,054
05 03 02 07	Additional suckler-cow premium	55,971	51,777	51,724	51,566
05 03 02 08	Beef special premium	99,107	90,500	90,641	92,119
05 03 02 09	Beef slaughter premium — Calves	126,518	121,005	117,618	114,699
05 03 02 10	Beef slaughter premium — Adults	235,939	224,140	221,276	218,049
05 03 02 11	Beef extensification premium	12,152	-	-	-
05 03 02 12	Additional payments to beef producers	4,330	-	-	-
05 03 02 13	Sheep and goat premium	251,685	239,900	232,869	246,946
05 03 02 14	Sheep and goat supplementary premium	78,173	74,151	72,391	74,767
05 03 02 15	Additional payments in the sheep and goat sector	0,135	-	-	-
05 03 02 16	Dairy premium	438,208	0,189	-	-
05 03 02 17	Additional payments for milk producers	198,875	0,055	-	-
05 03 02 18	Payments to starch potato producers	88,664	103,507	103,238	103,818
05 03 02 19	Area aid for rice	173,033	168,102	164,364	168,912
05 03 02 21	Aid for olive groves	119,276	99,410	96,040	97,345
05 03 02 22	Tobacco premium	335,542	301,423	300,612	295,845
05 03 02 23	Hops area aid	2,659	2,467	2,485	2,516
05 03 02 24	Specific quality premium for durum wheat	82,280	79,191	87,675	80,676
05 03 02 25	Protein crop premium	58,200	42,559	32,942	42,671
05 03 02 26	Area payments for nuts	89,539	86,494	92,207	94,026
05 03 02 27	Aid for energy crops	53,930	72,111	53,697	73,696
05 03 02 28	Aid for silkworms	0,608	0,548	0,446	0,436
05 03 02 29	Area aid for dried grapes	113,242	111,928	0,032	-
05 03 02 30	Compensatory aid for bananas	121,572	-	-	-
05 03 02 36	Payments for specific types of farming and quality production	419,580	422,876	428,728	434,091
05 03 02 38	Transitional aid for sugar beet growers	2,163	-	-	-
05 03 02 39	Additional amount for sugar beet and cane producers	17,168	25,157	22,870	51,614
05 03 02 40	Area aid for cotton	254,464	247,548	216,879	221,737
05 03 02 41	Transitional fruit and vegetables payment — Tomatoes	-	-	144,221	141,448
05 03 02 42	Transitional fruit and vegetables payment — Other products than tomatoes	-	-	149,247	157,733
05 03 02 43	Transitional soft fruit payment	-	-	7,390	9,096
05 03 02 50	POSEI — Community support programmes	63,766	372,256	375,202	386,198
05 03 02 51	POSEI — Other direct aids and earlier regimes	3,792	21,191	20,898	21,025
05 03 02 52	POSEI — Aegean Islands	13,528	16,792	16,479	18,487
05 03 02 99	Other (direct aids)	1,159	-7,096	1,385	1,002
<b>05 03 02</b>	<b>Other direct aids</b>	<b>6.260,802</b>	<b>5.620,408</b>	<b>5.777,592</b>	<b>5.847,022</b>
05 03 03 00	Additional amounts of aid	434,037	533,700	542,232	3,670
<b>05 03 03</b>	<b>Additional amounts of aid</b>	<b>434,037</b>	<b>533,700</b>	<b>542,232</b>	<b>3,670</b>
05 03 04 00	Ancillary direct aids (outstanding balances, small producers, agrimonetary aids)	-18,063	-	-	-
<b>05 03 04</b>	<b>Ancillary direct aids (outstanding balances, small producers, agrimonetary aids)</b>	<b>-18,063</b>	<b>-</b>	<b>-</b>	<b>-</b>
EXPENDITURE funded by budget current financial year appropriations - Fund source C1		37.044,668	36.771,702	37.778,700	39.430,879
EXPENDITURE funded by assigned revenue collected in current financial year - Fund source C4		1,162	-	204,845	104,173
EXPENDITURE funded by assigned revenue carried over from previous financial year - Fund source C5		-	796,875	1.130,374	140,679
<b>TOTAL EAGF DIRECT AIDS EXPENDITURE</b>		<b>37.045,830</b>	<b>37.568,577</b>	<b>39.113,919</b>	<b>39.675,731</b>

ANNEX 26

EVOLUTION OF EAGF DIRECT AIDS EXPENDITURE BY SECTOR

2007 to 2010 Financial years

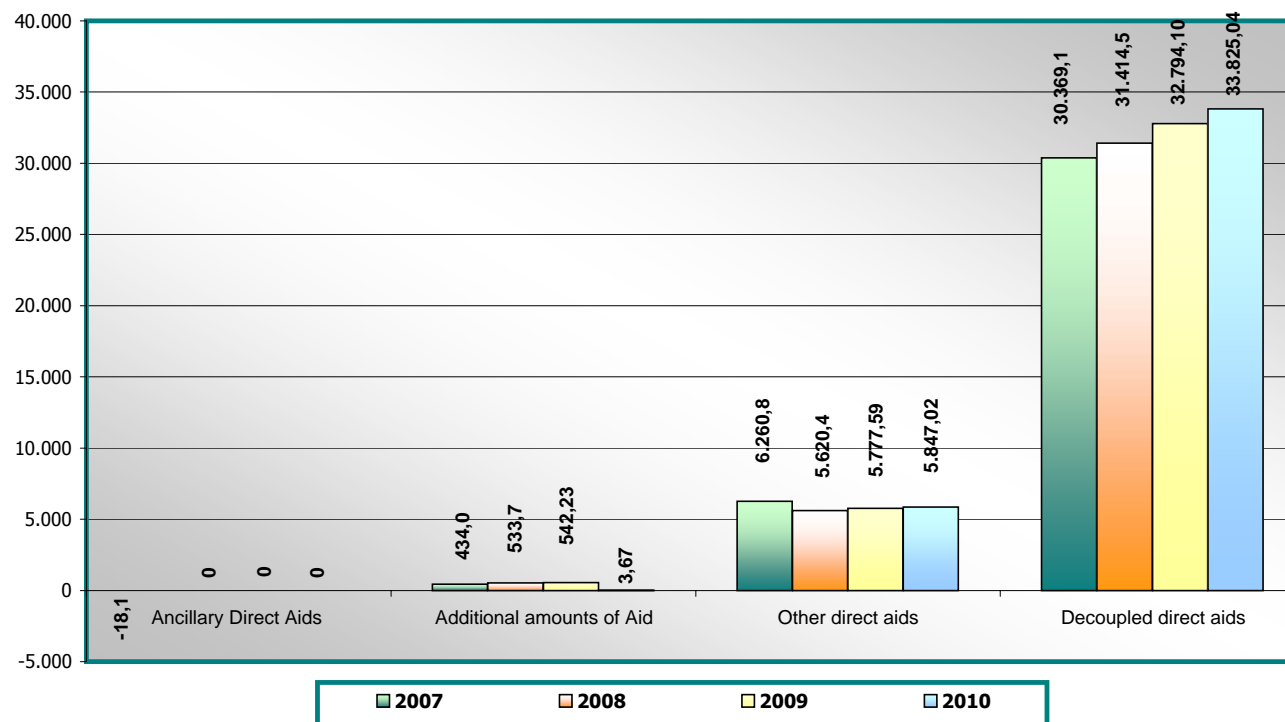
Commitment Appropriations				In EUR million
SECTOR	2007	2008	2009	2010
	30.803,09	31.948,17	33.336,33	33.828,71
SPS (single payment scheme)	28.119,33	28.233,84	28.805,56	29.070,90
SAPS (single area payment scheme)	2.082,98	2.974,39	3.723,44	4.460,93
Separate sugar payment	166,74	206,25	252,94	281,03
Separate fruit and vegetables payment	-	-	12,16	12,18
Additional amounts of aid	434,04	533,70	542,23	3,67
	6.242,74	5.620,41	5.777,59	5.847,02
CEREALS	1.922,67	1.854,63	1.672,04	1.679,36
SUGAR	41,87	51,76	22,87	51,61
OLIVE OIL	144,97	126,28	96,04	97,35
FRUITS AND VEGETABLES	413,02	301,93	496,34	506,12
RICE	173,18	168,24	164,36	168,91
SEEDS	22,04	20,04	23,17	25,13
HOPS	2,66	2,47	2,49	2,52
SILKWORMS	0,61	0,55	0,45	0,44
COTTON	266,99	260,65	216,88	221,74
TOBACCO	344,94	310,45	300,61	295,85
MILK AND MILK PRODUCTS	655,66	18,78	0,00	0,00
BEEF AND VEAL	1.836,59	1.766,54	1.634,40	1.615,49
SHEEPMEAT AND GOATMEAT	350,52	333,63	305,26	321,71
PIGMEAT, EGGS AND POULTRY	-	-	-	0,00
POSEI	81,09	410,24	412,58	425,71
OTHER PRODUCTS	-14,05	-5,78	1,39	1,00
SPECIFIC TYPES OF FARMING & QUALITY PRODUCTION *	-	-	428,73	434,09
<b>TOTAL DIRECT AIDS</b>	<b>37.045,83</b>	<b>37.568,58</b>	<b>39.113,92</b>	<b>39.675,73</b>

\* For Financial years 2007 and 2008, this payment amount is included in each concerned sector

**ANNEX 27**  
**EVOLUTION OF EAGF DIRECT AIDS EXPENDITURE BY ARTICLE**

2007 to 2010 Financial years

Commitment Appropriations		in EUR million			
BUDGET LINE	MEASURE	2007	2008	2009	2010
05 03 01	Decoupled direct aids	30.369,05	31.414,47	32.794,10	33.825,04
05 03 02	Other direct aids	6.260,80	5.620,41	5.777,59	5.847,02
05 03 03	Additional amounts of aid	434,04	533,70	542,23	3,67
05 03 04	Ancillary direct aids (outstanding balances, small producers, agrimonetary aids)	-18,06	-	-	-
<b>TOTAL DIRECT AIDS EXPENDITURE</b>		<b>37.045,83</b>	<b>37.568,58</b>	<b>39.113,92</b>	<b>39.675,73</b>



ANNEX 28

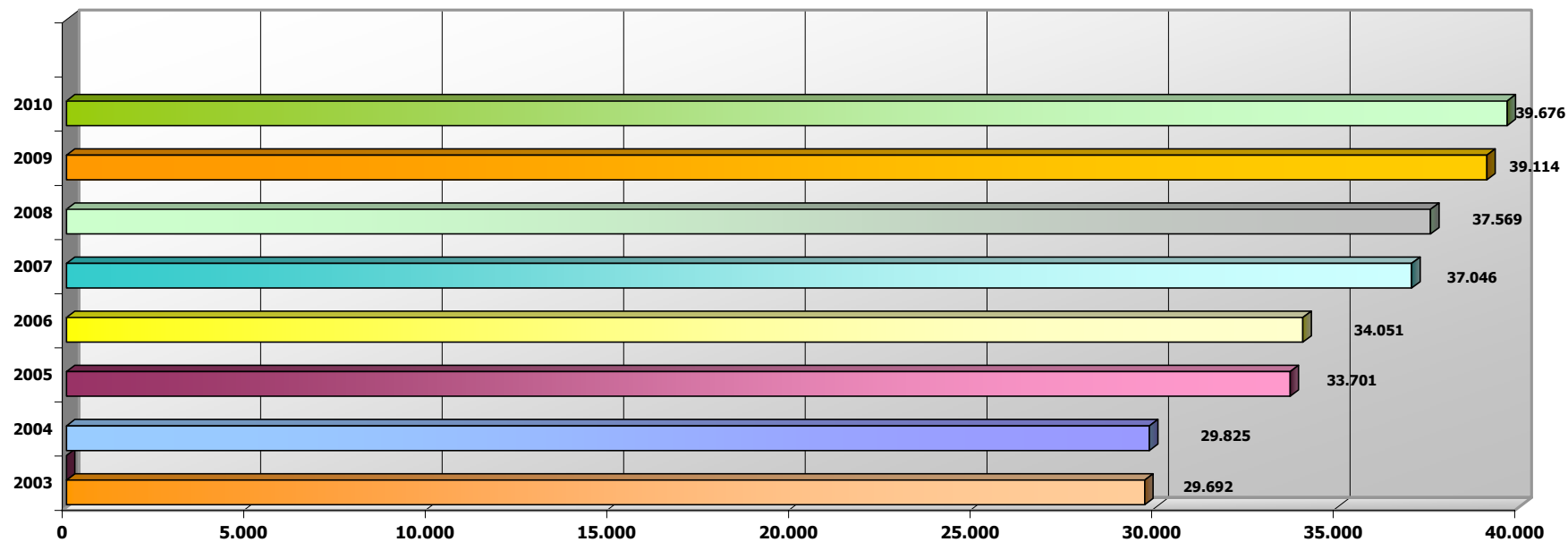
TOTAL EXPENDITURE FOR DIRECT AIDS - 2003 TO 2010 FINANCIAL YEARS

Commitment Appropriations

In EUR million

	2003	2004	2005	2006	2007	2008	2009	2010
<b>Total DIRECT AIDS EXPENDITURE</b>	<b>29.692,40</b>	<b>29.824,54</b>	<b>33.700,80</b>	<b>34.051,30</b>	<b>37.045,83</b>	<b>37.568,58</b>	<b>39.113,92</b>	<b>39.675,73</b>
<b>Of which:</b>								
EAGF EXPENDITURE funded by initial budget appropriations - Fund source C1	29.692,40	29.824,54	33.700,80	34.051,30	37.044,67	36.771,70	37.778,70	39.430,88
EAGF EXPENDITURE funded by assigned revenue collected in the financial year - Fund source C4	-	-	-	-	1,16	-	204,85	104,17
EAGF EXPENDITURE funded by assigned revenue carried over previous financial year - Fund source C5	-	-	-	-	-	796,88	1.130,37	140,68

EVOLUTION OF DIRECT AIDS EXPENDITURE - 2003 to 2010 Financial years



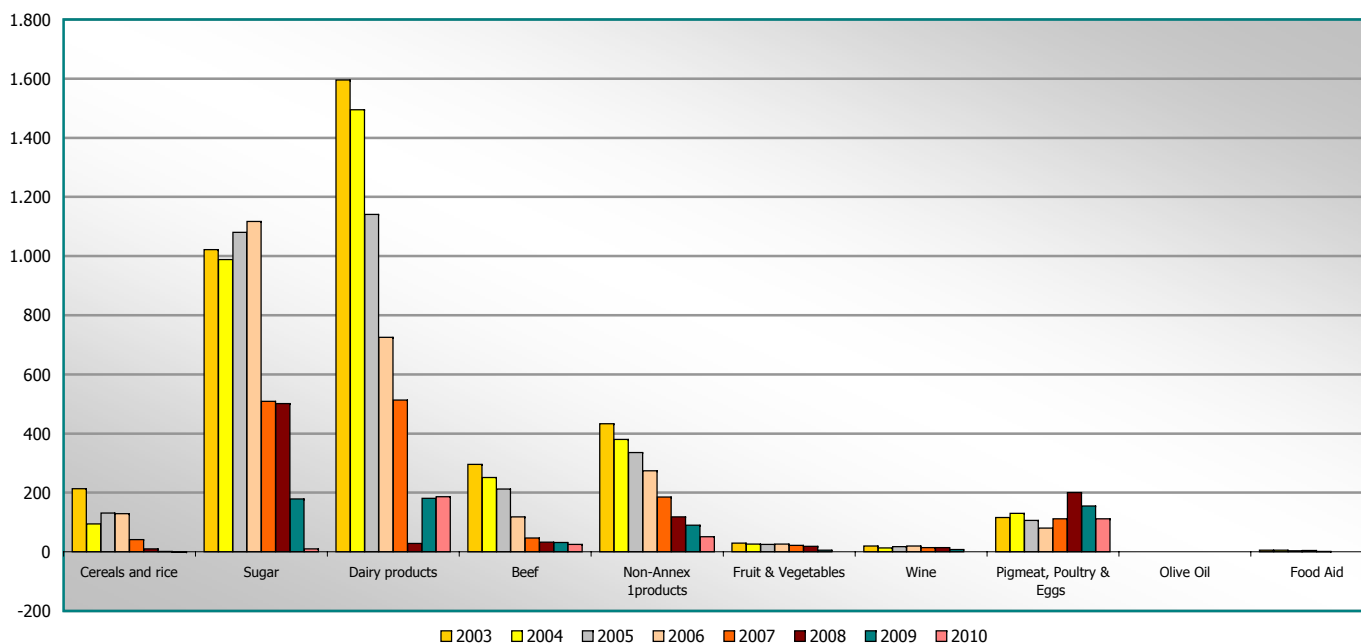
ANNEX 29

EVOLUTION OF EAGF EXPORT REFUNDS EXPENDITURE by SECTOR - 2003 to 2010 Financial years

Commitment Appropriations

In EUR million

Sector	2003		2004		2005		2006		2007		2008		2009		2010	
Cereals and rice	213,5	5,7%	94,9	2,8%	131,0	4,3%	128,7	5,2%	41,9	2,9%	9,7	1,0%	0,8	0,1%	-0,4	-0,1%
Sugar	1.021,3	27,4%	988,3	29,2%	1.080,6	35,4%	1.116,9	44,8%	509,3	35,3%	501,3	54,2%	179,1	27,6%	9,8	2,5%
Dairy products	1.595,3	42,8%	1.494,9	44,2%	1.140,8	37,4%	724,9	29,1%	513,4	35,5%	28,8	3,1%	181,1	27,9%	186,4	48,4%
Beef	295,5	7,9%	250,8	7,4%	212,0	6,9%	118,4	4,7%	46,2	3,2%	33,1	3,6%	31,6	4,9%	25,3	6,6%
Non-Annex 1 products	433,3	11,6%	380,3	11,2%	335,4	11,0%	274,1	11,0%	185,2	12,8%	118,1	12,8%	89,7	13,8%	51,3	13,3%
Fruit & Vegetables	29,3	0,8%	25,8	0,8%	25,3	0,8%	26,4	1,1%	21,7	1,5%	18,6	2,0%	5,2	0,8%	0,4	0,1%
Wine	19,6	0,5%	13,1	0,4%	17,3	0,6%	19,2	0,8%	14,0	1,0%	14,5	1,6%	7,3	1,1%	0,7	0,2%
Pigmeat, Poultry & Eggs	116,0	3,1%	130,6	3,9%	106,2	3,5%	80,6	3,2%	111,2	7,7%	200,5	21,7%	154,7	23,8%	111,4	28,9%
Olive Oil	0,1	0,0%	0,0	0,0%	-0,1	0,0%	0,0	0,0%	0,2	0,0%	0,0	0,0%	0,0	0,0%	0,0	0,0%
Food Aid	5,7	0,2%	5,6	0,2%	3,4	0,1%	4,4	0,2%	1,6	0,1%	0,6	0,1%	0,0	0,0%	0,1	0,0%
<b>Total Export Refunds Expenditure</b>	<b>3.729,6</b>		<b>3.384,2</b>		<b>3.051,9</b>		<b>2.493,6</b>		<b>1.444,7</b>		<b>925,4</b>		<b>649,5</b>		<b>385,1</b>	



ANNEX 30

EVOLUTION OF EAGF EXPORT REFUNDS EXPENDITURE BY MEMBER STATE - 2005 to 2010 Financial years<sup>(1)</sup>

Commitment Appropriations		in EUR million					
Member State	EU 25		EU 27				
	2005	2006	2007	2008	2009	2010	
Belgium	388,031	348,527	155,604	122,631	71,905	36,439	
Bulgaria	0	0	0	0,767	2,501	0,150	
Czech Republic	26,868	17,970	12,82	1,666	5,546	2,794	
Denmark	204,418	133,123	100,294	70,399	46,828	29,189	
Germany	433,184	233,389	154,106	96,249	65,283	34,663	
Estonia	3,696	3,690	3,882	0,173	0,999	1,035	
Ireland	178,090	111,151	64,152	16,568	19,013	23,450	
Greece	8,637	74,694	30,370	3,065	0,939	0,067	
Spain	107,567	68,792	38,636	31,688	18,442	3,659	
France	524,848	403,945	281,850	220,792	141,992	116,946	
Italy	88,766	89,240	60,380	46,811	23,301	14,550	
Cyprus	0,482	1,598	1,054	0,247	0,281	0,235	
Latvia	0,807	1,539	3,210	0,657	0,551	0,233	
Lithuania	38,292	59,612	33,107	11,396	10,939	6,165	
Luxembourg	0,020	0,005	0,009	0,001	0,000	0,000	
Hungary	29,682	31,244	12,240	17,509	7,148	2,210	
Malta	0	0	0,204	0,026	0,000	0,000	
Netherlands	429,487	308,085	197,847	91,482	104,519	59,461	
Austria	43,917	37,907	18,868	22,609	17,370	5,821	
Poland	99,310	140,630	89,197	118,861	34,633	13,825	
Portugal	14,990	21,238	11,993	12,531	6,380	5,104	
Romania	0	0	0	0,023	0,252	0,067	
Slovenia	4,786	4,458	3,251	0,806	0,629	0,794	
Slovakia	6,261	14,535	4,672	1,448	0,501	0,716	
Finland	66,249	45,373	32,761	7,619	16,059	9,257	
Sweden	73,263	64,290	27,161	11,338	21,054	5,484	
United Kingdom	280,267	278,597	107,007	18,086	32,468	12,778	
<b>TOTAL Export Refunds Expenditure</b>	<b>3.051,919</b>	<b>2.493,629</b>	<b>1.444,670</b>	<b>925,448</b>	<b>649,534</b>	<b>385,093</b>	

(1) 2005 - 2006 : European Agricultural Guidance and Guarantee Fund-EAGGF - Guarantee Section /// 2007 - 2010 : European Agricultural Guarantee Fund-EAGF

ANNEX 31

Analytical evolution of EAGF storage expenditure 2003 - 2010 (\*)

Commitment Appropriations in EUR Million

HEADING	2003				2004				2005				2006			
	Private storage	Public storage	TOTAL STORAGE & %		Private storage	Public storage	TOTAL STORAGE & %		Private storage	Public storage	TOTAL STORAGE & %		Private storage	Public storage	TOTAL STORAGE & %	
CEREALS	-	267,48	267,48	28,82%	-	44,72	44,72	13,87%	-	441,63	441,63	51,87%	-	337,91	337,91	44,65%
RICE	-	76,05	76,05	8,19%	-	47,65	47,65	14,78%	-	2,35	2,35	0,28%	-	-3,25	-3,25	-0,43%
SUGAR	0,02	-	0,02	0,00%	-0,05	-	-0,05	-0,02%	-	232,37	232,37	27,29%	0,02	134,44	134,46	17,77%
OLIVE OIL	-	-	-	-	-	0,14	0,14	0,04%	-	-	-	-	-	-	-	-
FIBRE FLAX AND HEMP	-	-	-	-	-	-	-	-	0,33	-	0,33	0,04%	-1,43	-	-1,43	-0,19%
FRUIT AND VEGETABLES	1,57	-	1,57	0,17%	0,12	-	0,12	0,04%	0,40	-	0,40	0,05%	0,38	-	0,38	0,05%
WINE-GROWING SECTOR / ALCOHOL	61,81	211,69	273,50	29,47%	57,20	145,99	203,19	63,03%	75,60	179,15	254,75	29,92%	99,85	188,55	288,40	38,10%
TOBACCO	-	-	-	-	-	-	-	-	-	-	-	-	-	-	-	-
MILK PRODUCTS	74,59	196,61	271,20	29,22%	57,19	-52,21	4,98	1,54%	61,58	-145,97	-84,39	-9,91%	56,84	-56,73	0,11	0,01%
BEEF MEAT	-	2,95	2,95	0,32%	0,10	-8,53	-8,43	-2,61%	-	-0,13	-0,13	-0,02%	-	-	-	-
SHEEP AND GOAT MEAT	-	-	-	-	-	-	-	-	-	-	-	-	-	-	-	-
PIG MEAT	35,29	-	35,29	3,80%	30,02	-	30,02	9,31%	4,15	-	4,15	0,49%	-	-	-	-
FISHERY PRODUCTS	-	-	-	-	0,05	-	0,05	0,02%	0,02	-	0,02	0,00%	0,30	-	0,30	0,04%
	173,28	754,78			144,63	177,76			142,08	709,40			155,96	600,92		
<b>TOTAL</b>			<b>928,06</b>				<b>322,39</b>				<b>851,48</b>				<b>756,88</b>	

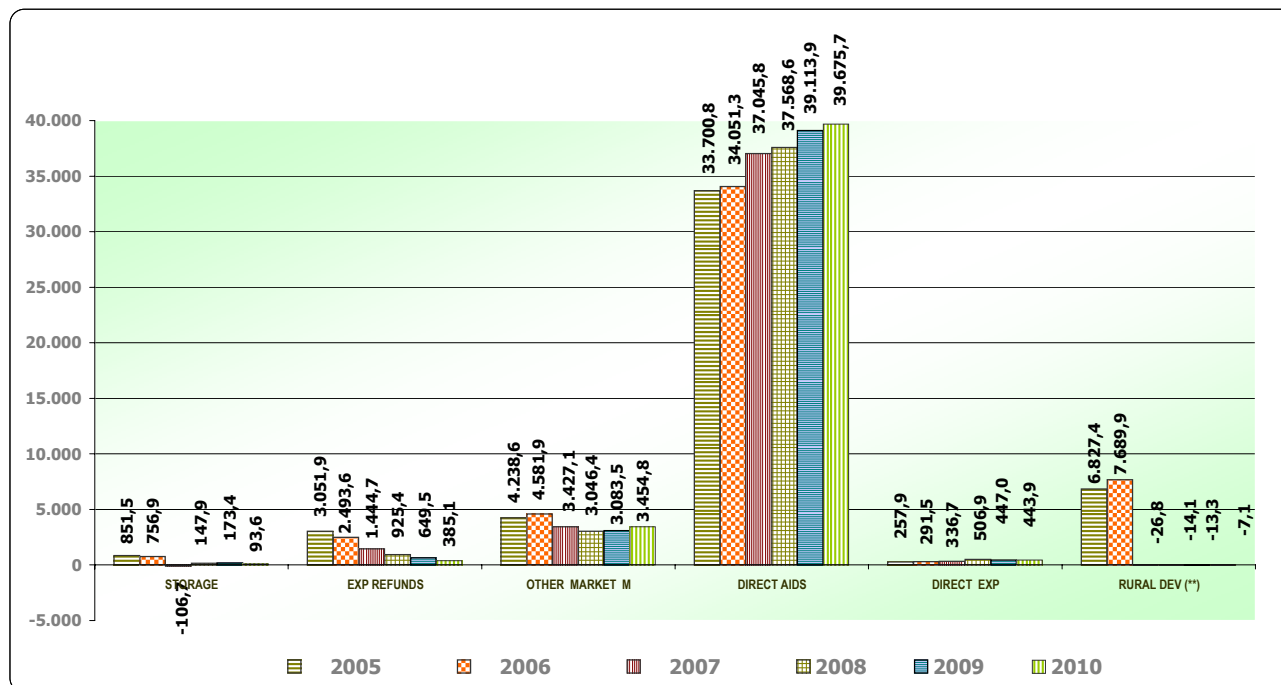
Commitment Appropriations in EUR Million

HEADING	2007				2008				2009				2010			
	Private storage	Public storage	TOTAL STORAGE & %		Private storage	Public storage	TOTAL STORAGE & %		Private storage	Public storage	TOTAL STORAGE & %		Private storage	Public storage	TOTAL STORAGE & %	
CEREALS	-	-225,83	-225,83	211,63%	-	-100,73	-100,73	-68,11%	-	24,08	24,08	13,88%	-	95,72	95,72	102,27%
RICE	-	-0,75	-0,75	0,70%	-	-	-	-	-	-	-	-	-	-	-	-
SUGAR	-	-87,05	-87,05	81,58%	-	-26,75	-26,75	-18,09%	-	-32,37	-32,37	-18,66%	-	0,43	0,43	0,46%
OLIVE OIL	-	-	-	-	-	0,01	0,01	0,01%	-	-	-	-	7,93	-	7,93	8,47%
FIBRE FLAX AND HEMP	0,56	-	0,56	-0,52%	1,87	-	1,87	1,26%	0,41	-	0,41	0,23%	0,05	-	0,05	0,05%
FRUIT AND VEGETABLES	0,41	-	0,41	-0,38%	0,09	-	0,09	0,06%	0,03	-	0,03	0,02%	-	-	-	-
WINE-GROWING SECTOR / ALCOHOL	96,68	145,47	242,15	-226,92%	88,34	113,81	202,15	136,68%	41,29	29,55	70,84	40,85%	1,20	11,06	12,26	13,10%
TOBACCO	-	-	-	-	-	-	-	-	-	-	-	-	-	-	-	-
MILK PRODUCTS	38,40	-74,60	-36,20	33,92%	34,24	-	34,24	23,15%	37,67	69,17	106,84	61,60%	13,23	-36,52	-23,29	-24,88%
BEEF MEAT	-	-	-	-	-	-	-	-	-	0,00	0,00	0,00%	-	-	-	-
SHEEP AND GOAT MEAT	-	-	-	-	-	-	-	-	-	-	-	-	-	-	-	-
PIG MEAT	-	-	-	-	37,01	-	37,01	25,02%	3,62	-	3,62	2,08%	0,49	-	0,49	0,52%
FISHERY PRODUCTS	-	-	-	-	-	-	-	-	-	-	-	-	-	-	-	-
	136,05	-242,76			161,55	-13,66			83,01	90,43			22,89	70,69		
<b>TOTAL</b>			<b>-106,71</b>				<b>147,90</b>				<b>173,44</b>				<b>93,59</b>	

(\*) Financial years 2003 to 2006, European Agricultural Guidance and Guarantee Fund-Guarantee Section (EAGGF). Financial years 2007 to 2010, European Agricultural Guarantee Fund (EAGF)

ANNEX 32

EVOLUTION of THE BREAKDOWN of EAGF EXPENDITURE - 2005 to 2010 Financial years\*



Commitment Appropriations

in EUR Million

FINANCIAL YEAR (*)	BUDGET EXECUTION		STORAGE	EXPORT REFUNDS	DIRECT AIDS	OTHER MARKET MEASURES	DIRECT EXPENDITURE	RURAL DEVELOPMENT (**)
	1a	1b						
2005	42.100,8	6.827,4	851,5	3.051,9	33.700,8	4.238,6	257,9	6.827,4
2006	42.175,3	7.689,9	756,9	2.493,6	34.051,3	4.581,9	291,5	7.689,9
2007	42.120,9		-106,7	1.444,7	37.045,8	3.427,1	336,7	-26,8
2008	42.181,2		147,9	925,4	37.568,6	3.046,4	506,9	-14,1
2009	43.454,1		173,4	649,5	39.113,9	3.083,5	447,0	-13,3
2010	44.046,0		93,6	385,1	39.675,7	3.454,8	443,9	-7,1

(\*) For the financial years 2005 & 2006: European Agricultural Guidance and Guarantee Fund-Guarantee Section (EAGGF), under Heading 1, of which sub-Heading 1a concerned Market Measures and Direct Aids and sub-Heading 1b concerned Rural Development (financed by the EAGGF-Guarantee Section).

(\*\*) RURAL DEVELOPMENT financed by the ex-European Agricultural Guidance and Guarantee Fund-Guarantee section (EAGGF) - Programming period 2000-2006.



ANNEX 33  
 EXPENDITURE CHARGED AGAINST THE 2010 BUDGET  
 DETAILS by ITEM and by MEMBER STATE

In EUR million

Budget Line	Fund source	Item	BE	BG	CZ	DK	DE	EE	IE	EL	ES	FR	IT	CY	LV	LT	LU	HU	MT	NL	AT	PL	PT	RO	SI	SK	FI	SE	UK	CE	TOTAL
05 01 04 01 361A 301	C1	Monitoring and preventive measures - direct payments by the EC	-	-	-	-	-	-	-	-	-	-	-	-	-	-	-	-	-	-	-	-	-	-	-	-	-	-	-	7,6	7,556
05 01 04 01	C1	European Agriculture Guarantee Fund (EAGF) — Non-operational technical assistance	-	-	-	-	-	-	-	-	-	-	-	-	-	-	-	-	-	-	-	-	-	-	-	-	-	-	-	7,6	7,556
05 01 04	C1	Support expenditure for operations of Agriculture and rural development policy area	-	-	-	-	-	-	-	-	-	-	-	-	-	-	-	-	-	-	-	-	-	-	-	-	-	-	-	7,6	7,556
<b>05 01</b>	<b>C1</b>	<b>Administrative expenditure of Agriculture and rural development policy area</b>	-	-	-	-	-	-	-	-	-	-	-	-	-	-	-	-	-	-	-	-	-	-	-	-	-	-	-	<b>7,6</b>	<b>7,556</b>
05 02 01 01 1000 016	C1	Refunds common wheat grain and flour - marketing year 06/07 and earlier	0,0	-	-	-	-0,0	-	-	-	-	-0,3	-	-	-	-	-	-	-	-0,0	-	-	-	-	-	-	-	-	-	-	-0,308
05 02 01 01 1001 015	C1	Refunds barley grain and malt - marketing year 05/06 and earlier	-	-	-	-	0,0	-	-	-	-	-	-	-	-	-	-	-	-	-	-	-	-	-	-	-	-	-	-	-	0,008
05 02 01 01 1003 057	C1	(others) - marketing year 07/08 and earlier - R.1784/03, Art.13-18	-	-	-	-	-	-	-	-	-	-0,1	0,0	-	-	-	-	-	-	-	-	-	0,0	-	-	-	-	-	0,0	-	-0,083
05 02 01 01 1003 065	C1	Wheat starch - marketing year 07/08 and earlier - R.1784/03, Art.13-18	-	-	-	-	-	-	-	-	-	-	-	-	-	-	-	-	-	-	-	-	-	-	-	-	-	-	-	-	-
05 02 01 01 1003 075	C1	Potato starch - marketing year 07/08 and earlier - R.1784/03, Art.13-18	-	-	-	-	0,0	-	-	-	-	-	-	-	-	-	-	-	-	-	-	-	-	-	-	-	-	-	-	-	0,010
05 02 01 01 1003 085	C1	Maize starch - marketing year 07/08 and earlier - R.1784/03, Art.13-18	-	-	-	-	-	-	-	-	-	-	0,0	-	-	-	-	-	-	-	-	-	-	-	-	-	-	-	-	-	0,001
05 02 01 01 1003 095	C1	Other starches (from other cereals and rice) marketing year 07/08 and earlier - R.1784/03, Art.13-18	-	-	-	-	-	-	-	-	-	-	-	-	-	-	-	-	-	-	-	-	-	-	-	-	-	-	-	-	-
05 02 01 01	C1	Export refunds for cereals	0,0	-	-	-	-0,0	-	-	-	-	-0,4	0,0	-	-	-	-	-	-	-0,0	-	-	0,0	-	-	-	-	-	0,0	-	-0,372
05 02 01 02 1011 001	C1	Technical costs of public storage - bread-making wheat - R.1234/07, Art.10(1)a	-	0,1	0,8	-	-	-	-	-	-	-	-	-	-	0,0	-	1,4	-	-	-	0,0	-	-	-	0,3	0,2	-	-	-	2,759
05 02 01 02 1011 001	NA	Technical costs of public storage - bread-making wheat - R.1234/07, Art.10(1)a	-	-	-	-	-	-	-	-	-	-	-	-	-	-	-	-	-	-	-	-	-	-	-	-	-	-	-	-	-
05 02 01 02 1011 001	C1	Technical costs of public storage - bread-making wheat - R.1234/07, Art.10(1)a	-	0,1	0,8	-	-	-	-	-	-	-	-	-	-	0,0	-	1,4	-	-	-	0,0	-	-	-	0,3	0,2	-	-	-	2,759
05 02 01 02 1011 004	C1	Technical costs of public storage - barley - R.1234/07, Art.10(1)a	0,3	0,4	3,6	0,7	17,0	0,8	-	-	-	17,4	-	-	0,3	2,5	-	4,3	-	-	0,7	4,1	-	0,5	-	1,2	11,0	2,8	1,8	-	69,286
05 02 01 02 1011 004	NA	Technical costs of public storage - barley - R.1234/07, Art.10(1)a	-	-	-	-	-	-	-	-	-	-	-	-	-	-	-	-	-	-	-	-	-	-	-	-	-	-	-	-	-
05 02 01 02 1011 004	C1	Technical costs of public storage - barley - R.1234/07, Art.10(1)a	0,3	0,4	3,6	0,7	17,0	0,8	-	-	-	17,4	-	-	0,3	2,5	-	4,3	-	-	0,7	4,1	-	0,5	-	1,2	11,0	2,8	1,8	-	69,286
05 02 01 02 1011 006	C1	Technical costs of public storage - maize - R.1234/07, Art.10(1)a	-	-	-	-	-	-	-	-	-	-	-	-	-	-	-	4,8	-	-	-	-	-	-	-	1,1	-	-	-	-	5,879
05 02 01 02 1011 006	NA	Technical costs of public storage - maize - R.1234/07, Art.10(1)a	-	-	-	-	-	-	-	-	-	-	-	-	-	-	-	-	-	-	-	-	-	-	-	-	-	-	-	-	-
05 02 01 02 1011 006	C1	Technical costs of public storage - sorghum - R.1234/07, Art.10(1)a	-	-	-	-	-	-	-	-	-	-	-	-	-	-	-	4,8	-	-	-	-	-	-	-	1,1	-	-	-	-	5,879
05 02 01 02 1011 007	C1	Financial costs of public storage - bread-making wheat - R.1234/07, Art.10(1)a	-	-	-	-	-	-	-	-	-	-	-	-	-	-	-	0,0	-	-	-	-	-	-	-	-	-	-	-	-	0,004
05 02 01 02 1012 001	C1	Financial costs of public storage - bread-making wheat - R.1234/07, Art.10(1)a	-	0,0	0,1	-	-	-	-	-	-	-	-	-	-	0,0	-	0,1	-	-	-	0,0	-	-	-	0,0	0,0	-	-	-	0,272
05 02 01 02 1012 001	NA	Financial costs of public storage - bread-making wheat - R.1234/07, Art.10(1)a	-	-	-	-	-	-	-	-	-	-	-	-	-	-	-	-	-	-	-	-	-	-	-	-	-	-	-	-	-
05 02 01 02 1012 001	C1	Financial costs of public storage - bread-making wheat - R.1234/07, Art.10(1)a	-	0,0	0,1	-	-	-	-	-	-	-	-	-	-	0,0	-	0,1	-	-	-	0,0	-	-	-	0,0	0,0	-	-	-	0,272
05 02 01 02 1012 004	C1	Financial costs of public storage - barley - R.1234/07, Art.10(1)a	0,0	0,0	0,4	0,0	0,6	-	-	-	-	0,7	-	-	0,0	0,2	-	0,4	-	-	0,0	0,4	-	0,0	-	0,1	0,3	0,1	0,1	-	3,443
05 02 01 02 1012 004	NA	Financial costs of public storage - barley - R.1234/07, Art.10(1)a	-	-	-	-	-	-	-	-	-	-	-	-	-	-	-	-	-	-	-	-	-	-	-	-	-	-	-	-	-
05 02 01 02 1012 004	C1	Financial costs of public storage - barley - R.1234/07, Art.10(1)a	0,0	0,0	0,4	0,0	0,6	-	-	-	-	0,7	-	-	0,0	0,2	-	0,4	-	-	0,0	0,4	-	0,0	-	0,1	0,3	0,1	0,1	-	3,443
05 02 01 02 1012 006	C1	Financial costs of public storage - maize - R.1234/07, Art.10(1)a	-	-	-	-	-	-	-	-	-	-	-	-	-	-	-	0,5	-	-	-	-	-	-	-	0,1	-	-	-	-	0,618

ANNEX 33  
 EXPENDITURE CHARGED AGAINST THE 2010 BUDGET  
 DETAILS by ITEM and by MEMBER STATE

In EUR million

Budget Line	Fund source	Item	BE	BG	CZ	DK	DE	EE	IE	EL	ES	FR	IT	CY	LV	LT	LU	HU	MT	NL	AT	PL	PT	RO	SI	SK	FI	SE	UK	CE	TOTAL
05 02 01 02 1012 006	NA	Financial costs of public storage - maize - R.1234/07, Art.10(1)a	-	-	-	-	-	-	-	-	-	-	-	-	-	-	-	-	-	-	-	-	-	-	-	-	-	-	-	-	-
05 02 01 02 1012 006		Financial costs of public storage - maize - R.1234/07, Art.10(1)a	-	-	-	-	-	-	-	-	-	-	-	-	-	-	-	0,5	-	-	-	-	-	-	-	0,1	-	-	-	-	0,618
05 02 01 02 1012 007	C1	Financial costs of public storage - sorghum - R.1234/07, Art.10(1)a	-	-	-	-	-	-	-	-	-	-	-	-	-	-	-	0,0	-	-	-	-	-	-	-	-	-	-	-	-	0,000
05 02 01 02 1013 001	C1	Other public storage costs - bread-making wheat - R.1234/07, Art.10(1)a	-	-1,0	3,3	-	-	-	-	-	-2,8	-1,1	-0,2	-	-	0,0	-	2,8	-0,5	-	-	-0,1	-1,2	-0,1	-	0,9	0,1	-	-	-	0,176
05 02 01 02 1013 001	NA	Other public storage costs - bread-making wheat - R.1234/07, Art.10(1)a	-	-	-	-	-	-	-	-	-	-	-	-	-	-	-	-	-	-	-	-	-	-	-	-	-	-	-	-	-
05 02 01 02 1013 001		Other public storage costs - bread-making wheat - R.1234/07, Art.10(1)a	-	-1,0	3,3	-	-	-	-	-	-2,8	-1,1	-0,2	-	-	0,0	-	2,8	-0,5	-	-	-0,1	-1,2	-0,1	-	0,9	0,1	-	-	-	0,176
05 02 01 02 1013 004	C1	Other public storage costs - barley - R.1234/07, Art.10(1)a	-2,9	-4,2	16,8	0,0	14,2	0,1	-	-6,5	-9,8	-16,0	-2,3	-	-2,3	3,6	-	13,9	-	-	0,7	-29,8	-3,6	0,0	-1,0	2,4	20,4	7,2	-0,0	-	0,933
05 02 01 02 1013 004	NA	Other public storage costs - barley - R.1234/07, Art.10(1)a	-	-	-	-	-	-	-	-	-	-	-	-	-	-	-	-	-	-	-	-	-	-	-	-	-	-	-	-	-
05 02 01 02 1013 004		Other public storage costs - barley - R.1234/07, Art.10(1)a	-2,9	-4,2	16,8	0,0	14,2	0,1	-	-6,5	-9,8	-16,0	-2,3	-	-2,3	3,6	-	13,9	-	-	0,7	-29,8	-3,6	0,0	-1,0	2,4	20,4	7,2	-0,0	-	0,933
05 02 01 02 1013 006	C1	Other public storage costs - maize - R.1234/07, Art.10(1)a	-	-	-	-	-	-	-	-	-5,7	-	-26,1	-	-	-	-	35,8	-	-	-	-1,2	-	-13,6	-	11,3	-	-	-	-	0,368
05 02 01 02 1013 006	NA	Other public storage costs - maize - R.1234/07, Art.10(1)a	-	-	-	-	-	-	-	-	-5,7	-	-26,1	-	-	-	-	-	-	-	-	-	-	-	-	-	-	-	-	-	-
05 02 01 02 1013 006		Other public storage costs - maize - R.1234/07, Art.10(1)a	-	-	-	-	-	-	-	-	-5,7	-	-26,1	-	-	-	-	35,8	-	-	-	-1,2	-	-13,6	-	11,3	-	-	-	-	0,368
05 02 01 02 1013 007	C1	Other public storage costs - sorghum - R.1234/07, Art.10(1)a	-	-	-	-	-	-	-	-	-	-	-	-	-	-	-	-0,0	-	-	-	-	-	-	-	-	-	-	-	-	-0,001
05 02 01 02 1014 001	C1	Depreciation on purchase - bread-making wheat - R.1234/07, Art.10(1)a	-	0,0	0,1	-	-	-	-	-	-	-	-	-	-	0,0	-	0,3	-	-	-	0,0	-	-	-	0,1	0,0	-	-	-	0,511
05 02 01 02 1014 001	NA	Depreciation on purchase - bread-making wheat - R.1234/07, Art.10(1)a	-	-	-	-	-	-	-	-	-	-	-	-	-	-	-	-	-	-	-	-	-	-	-	-	-	-	-	-	-
05 02 01 02 1014 001		Depreciation on purchase - bread-making wheat - R.1234/07, Art.10(1)a	-	0,0	0,1	-	-	-	-	-	-	-	-	-	-	0,0	-	0,3	-	-	-	0,0	-	-	-	0,1	0,0	-	-	-	0,511
05 02 01 02 1014 004	C1	Depreciation on purchase - barley - R.1234/07, Art.10(1)a	0,1	0,1	0,6	0,1	3,5	0,2	-	-	-	1,9	-	-	0,0	0,3	-	0,6	-	-	0,1	0,8	-	0,1	-	0,3	1,7	0,3	0,3	-	11,028
05 02 01 02 1014 004	NA	Depreciation on purchase - barley - R.1234/07, Art.10(1)a	-	-	-	-	-	-	-	-	-	-	-	-	-	-	-	-	-	-	-	-	-	-	-	-	-	-	-	-	-
05 02 01 02 1014 004		Depreciation on purchase - barley - R.1234/07, Art.10(1)a	0,1	0,1	0,6	0,1	3,5	0,2	-	-	-	1,9	-	-	0,0	0,3	-	0,6	-	-	0,1	0,8	-	0,1	-	0,3	1,7	0,3	0,3	-	11,028
05 02 01 02 1014 006		Depreciation on purchase - maize - R.1234/07, Art.10(1)a	-	-	-	-	-	-	-	-	-	-	-	-	-	-	-	-	-	-	-	-	-	-	-	-	-	-	-	-	-
05 02 01 02 1014 007		Depreciation on purchase - sorghum - R.1234/07, Art.10(1)a	-	-	-	-	-	-	-	-	-	-	-	-	-	-	-	-	-	-	-	-	-	-	-	-	-	-	-	-	-
05 02 01 02 1014 011	C1	Complementary depreciation - bread-making wheat - R.1234/07, Art.10(1)a	-	0,0	0,2	-	-	-	-	-	-	-	-	-	-	-	-	0,1	-	-	-	-	-	-	-	-	0,1	-	-	-	0,441
05 02 01 02 1014 011	NA	Complementary depreciation - bread-making wheat - R.1234/07, Art.10(1)a	-	-	-	-	-	-	-	-	-	-	-	-	-	-	-	-	-	-	-	-	-	-	-	-	-	-	-	-	-
05 02 01 02 1014 011		Complementary depreciation - bread-making wheat - R.1234/07, Art.10(1)a	-	0,0	0,2	-	-	-	-	-	-	-	-	-	-	-	-	0,1	-	-	-	-	-	-	-	-	0,1	-	-	-	0,441
05 02 01 02 1014 014		Complementary depreciation - barley - R.1234/07, Art.10(1)a	-	-	-	-	-	-	-	-	-	-	-	-	-	-	-	-	-	-	-	-	-	-	-	-	-	-	-	-	-
05 02 01 02 1014 016		Complementary depreciation - maize - R.1234/07, Art.10(1)a	-	-	-	-	-	-	-	-	-	-	-	-	-	-	-	-	-	-	-	-	-	-	-	-	-	-	-	-	-
05 02 01 02 1014 017		Complementary depreciation - sorghum - R.1234/07, Art.10(1)a	-	-	-	-	-	-	-	-	-	-	-	-	-	-	-	-	-	-	-	-	-	-	-	-	-	-	-	-	-
05 02 01 02	C1	Intervention storage of cereals	-2,5	-4,6	26,0	0,9	35,3	1,1	-	-6,5	-18,3	2,8	-28,7	-	-2,0	6,6	-	65,0	-0,5	-	1,5	-25,8	-4,8	-13,1	-1,0	18,0	33,8	10,4	2,2	-	95,717
05 02 01 02	NA	Intervention storage of cereals	-	-	-	-	-	-	-	-	-	-	-	-	-	-	-	-	-	-	-	-	-	-	-	-	-	-	-	-	-
05 02 01 02		Intervention storage of cereals	-2,5	-4,6	26,0	0,9	35,3	1,1	-	-6,5	-18,3	2,8	-28,7	-	-2,0	6,6	-	65,0	-0,5	-	1,5	-25,8	-4,8	-13,1	-1,0	18,0	33,8	10,4	2,2	-	95,717
05 02 01 03 1021 001	C1	Premium - potato starch - R.1234/07, Art.95a(1)	-	-	0,7	3,7	14,4	-	-	-	-	5,5	-	-	0,0	-	-	-	-	-	10,3	0,9	1,9	-	-	-	1,0	1,4	-	-	39,797



ANNEX 33  
 EXPENDITURE CHARGED AGAINST THE 2010 BUDGET  
 DETAILS by ITEM and by MEMBER STATE

		In EUR million																														
Budget Line	Fund source	Item	BE	BG	CZ	DK	DE	EE	IE	EL	ES	FR	IT	CY	LV	LT	LU	HU	MT	NL	AT	PL	PT	RO	SI	SK	FI	SE	UK	CE	TOTAL	
05 02 04 01 3100 141	C1	Products purchased on the market - value of product - programme 2008 - R.3149/92, Art.5(1)	-	-	-	-	-	-	-	-	-	-	-	-	-	-	-	-	-	-	-	-	-	-	-	-	-	-	-	-	-	-0,006
05 02 04 01 3100 142	C1	Products purchased on the market - transport costs within M.S. 2008 - R.3149/92, Art.4(3) & 6(1)	-	-	-	-	-	-	-	-	-	0,0	0,0	-	-	-	-	-	-	-	-	-	-	-	-	-	-	-	-	-	0,038	
05 02 04 01 3100 154	C1	White sugar - transport costs within M.S. 2008 - R.3149/92, Art.4(3) & 6(1)	-	-	-	-	-	-	-	-	-	-	0,0	-	-	-	-	-	-	-	-	-	-	-	-	-	-	-	-	0,000		
05 02 04 01 3100 155	C1	Products purchased on the market - value of product - cereals - programme 2009 - R.1234/07, Art.27 - R.3149/92, Art.5(1) - BE, BG, EE, EL, ES, FR, IT, LV, LT, HU, MT, PL, PT, RO, SI, FI	-	-	-	-	-	-	-	-	-	-	-	-	-	-	-	-	-	-	-	-	-	-	-	-	-	-	-	-	-0,000	
05 02 04 01 3100 156		Products purchased on the market - value of product - rice - programme 2009 - R.1234/07, Art.27 - R.3149/92, Art.5(1) - BE, BG, EL, ES, FR, IT, LT, MT, PT, SI	-	-	-	-	-	-	-	-	-	-	-	-	-	-	-	-	-	-	-	-	-	-	-	-	-	-	-	-	-	
05 02 04 01 3100 157	C1	Products purchased on the market - value of product - skimmed-milk powder - programme 2009 - R.1234/07, Art.27 - R.3149/92, Art.5(1) - BE, BG, IE, EL, ES, FR, IT, LT, LU, LV, HU, MT, PL, PT, SI, FI	-	-	-	-	-	-	-	-	-	-	-	-	-	-	-	-	-	-	-	-	-	-	-	-	-	-	-	-	-0,000	
05 02 04 01 3100 160	C1	Products purchased on the market - cereals - transport costs within M.S. 2009 - R.1234/07, Art.27 - R.3149/92, Art.4(3)&6(1) - BE, BG, EE, EL, ES, FR, IT, LV, LT, HU, MT, PL, PT, RO, SI, FI	0,0	0,0	-	-	-	-	-	-	0,2	0,5	0,7	1,4	-	0,0	0,0	-	0,2	0,0	-	-	0,4	0,1	0,8	0,0	-	0,0	-	-	4,400	
05 02 04 01 3100 163	C1	Products purchased on the market - rice - transport costs within M.S. 2009 - R.1234/07, Art.27 - R.3149/92, Art.4(3)&6(1) - BE, BG, EL, ES, FR, IT, LT, MT, PT, SI	-	0,1	-	-	-	-	-	-	0,2	0,1	0,3	0,0	-	-	0,0	-	-	0,0	-	-	-	0,0	-	0,0	-	-	-	-	0,812	
05 02 04 01 3100 164	C1	Products purchased on the market - skimmed-milk powder - transport costs within M.S. 2009 - R.1234/07, Art.27 - R.3149/92, Art.4(3)&6(1) - BE, BG, IE, EL, ES, FR, IT, LT, LU, LV, HU, MT, PL, PT, SI, FI	-	-	-	-	-	-	-	-	0,3	1,5	1,9	2,6	-	0,0	0,0	-	0,0	0,0	-	-	0,5	0,2	-	0,0	-	0,0	-	-	7,172	
05 02 04 01 3100 189	C1	White sugar - transport costs within M.S. 2009 - R.1234/07, Art.27 - R.3149/92, Art.4(3)&6(1) - BE, BG, ES, FR, IT, LT, HU, MT, PL, PT, RO, SI	0,0	0,1	-	-	-	-	-	-	-	0,1	0,1	0,4	-	-	0,0	-	0,0	0,0	-	-	0,2	0,0	0,3	0,0	-	-	-	-	1,212	
05 02 04 01 3100 190	C1	Administrative costs - 2009 - R.1234/07, Art.27 - R.3149/92, Art.6(3) - BE, BG, EE, IE, EL, ES, FR, IT, LV, LT, LU, HU, MT, PL, PT, RO, SI, FI	-	0,1	-	-	-	-	-	-	0,0	0,5	0,7	1,1	-	0,0	0,1	-	0,1	0,0	-	-	0,6	-	-	0,0	-	0,0	-	-	3,320	
05 02 04 01 3100 198		Administrative costs - 2007 and earlier - R.3149/92, Art.6(3)	-	-	-	-	-	-	-	-	-	-	-	-	-	-	-	-	-	-	-	-	-	-	-	-	-	-	-	-	-	
05 02 04 01 3100 199	C1	Administrative costs - 2008 - R.3149/92, Art.6(3)	-	-	-	-	-	-	-	-	-	-	-	0,0	-	-	-	-	-	-	-	-	-	-	-	-	-	-	-	-	0,003	
05 02 04 01 3100 222		Intra-Community transport costs 2007 and earlier - cereals, rice - R.1234/07, Art.27; R.3149/92, Art.7(2)	-	-	-	-	-	-	-	-	-	-	-	-	-	-	-	-	-	-	-	-	-	-	-	-	-	-	-	-	-	
05 02 04 01 3100 275		Intra-Community transport costs 2007 and earlier - white sugar - R.3149/92, Art.7(2)	-	-	-	-	-	-	-	-	-	-	-	-	-	-	-	-	-	-	-	-	-	-	-	-	-	-	-	-	-	
05 02 04 01 3100 281		Intra-Community transport costs 2008 - white sugar - R.3149/92, Art.7(2) & R.1146/07	-	-	-	-	-	-	-	-	-	-	-	-	-	-	-	-	-	-	-	-	-	-	-	-	-	-	-	-	-	
05 02 04 01 3100 282	C1	Intra-Community transport costs 2009 - white sugar - R.1234/07, Art.27; R.3149/92, Art.7(2) & R.983/08 - BG, ES, FR, LT, MT, PL, PT, RO, SI	-	-	-	-	-	-	-	-	0,4	-	-	-	-	-	-	-	-	0,0	-	-	-	-	-	-	-	-	-	-	0,401	
05 02 04 01 3100 283	C1	Bread-making wheat - value of product - programme 2010 - R.1234/07, Art.27 - R.3149/92, Art.5(1); R.1111/09, Annex I(b) - BG, CZ, EL, ES, FR, IT, HU, MT, PL, PT, RO, SI, FI	-	1,3	0,0	-	-	-	-	-	-	2,8	1,1	0,2	-	-	-	-	1,2	0,5	-	-	0,2	1,2	0,1	-	-	-	-	-	8,604	
05 02 04 01 3100 284	C1	Barley - value of product - programme 2010 - R.1234/07, Art.27 - R.3149/92, Art.5(1); R.1111/09, Annex I(b) - BE, BG, CZ, EE, EL, ES, FR, IT, LV, LT, HU, MT, PL, PT, RO, SI, FI	2,9	4,2	-	-	-	-	0,5	-	6,5	9,8	16,0	2,3	-	2,3	4,1	-	-	-	-	-	37,8	3,6	-	1,0	-	2,0	-	-	93,157	



































































ANNEX 33  
 EXPENDITURE CHARGED AGAINST THE 2010 BUDGET  
 DETAILS by ITEM and by MEMBER STATE

In EUR million

Budget Line	Fund source	Item	BE	BG	CZ	DK	DE	EE	IE	EL	ES	FR	IT	CY	LV	LT	LU	HU	MT	NL	AT	PL	PT	RO	SI	SK	FI	SE	UK	CE	TOTAL		
05 02 11 04 3221 093		Poseican - livestock products - production aid - honey (hives) - R.247/06, title III - calendar year 2008 - ES	-	-	-	-	-	-	-	-	-	-	-	-	-	-	-	-	-	-	-	-	-	-	-	-	-	-	-	-	-	-	
05 02 11 04 3221 094		Poseican - livestock products - other payments - R.247/06, title III - calendar year 2008 - ES	-	-	-	-	-	-	-	-	-	-	-	-	-	-	-	-	-	-	-	-	-	-	-	-	-	-	-	-	-	-	
05 02 11 04 3221 100	C1	Poseican - livestock products - aid for supply of breeding animals - R.247/06, title III - calendar year 2009 - ES	-	-	-	-	-	-	-	-	1,4	-	-	-	-	-	-	-	-	-	-	-	-	-	-	-	-	-	-	-	-	1,418	
05 02 11 04 3230 010		Aegean islands - supply arrangements - animal feed - R.1405/06, chapter II - calendar year 2007	-	-	-	-	-	-	-	-	-	-	-	-	-	-	-	-	-	-	-	-	-	-	-	-	-	-	-	-	-	-	
05 02 11 04 3230 020		Aegean islands - supply arrangements - flour - R.1405/06, chapter II - calendar year 2007	-	-	-	-	-	-	-	-	-	-	-	-	-	-	-	-	-	-	-	-	-	-	-	-	-	-	-	-	-	-	
05 02 11 04 3230 021		Aegean islands - supply arrangements - animal feed - R.1405/06, chapter II - calendar year 2008	-	-	-	-	-	-	-	-	-	-	-	-	-	-	-	-	-	-	-	-	-	-	-	-	-	-	-	-	-	-	
05 02 11 04 3230 022		Aegean islands - supply arrangements - flour - R.1405/06, chapter II - calendar year 2008	-	-	-	-	-	-	-	-	-	-	-	-	-	-	-	-	-	-	-	-	-	-	-	-	-	-	-	-	-	-	
05 02 11 04 3230 023	C1	Aegean islands - supply arrangements - animal feed - R.1405/06, chapter II - calendar year 2009 - EL	-	-	-	-	-	-	-	-	2,5	-	-	-	-	-	-	-	-	-	-	-	-	-	-	-	-	-	-	-	-	2,474	
05 02 11 04 3230 024	C1	Aegean islands - supply arrangements - flour - R.1405/06, chapter II - calendar year 2009 - EL	-	-	-	-	-	-	-	-	0,1	-	-	-	-	-	-	-	-	-	-	-	-	-	-	-	-	-	-	-	-	0,096	
05 02 11 04 3230 997		Aegean islands - supply arrangements - old programmes	-	-	-	-	-	-	-	-	-	-	-	-	-	-	-	-	-	-	-	-	-	-	-	-	-	-	-	-	-	-	
05 02 11 04 3231 998		Aegean islands - other measures - old programmes	-	-	-	-	-	-	-	-	-	-	-	-	-	-	-	-	-	-	-	-	-	-	-	-	-	-	-	-	-	-	
05 02 11 04	C1	POSEI (excluding direct aids and MARE 11 02 03)	-	-	-	-	-	-	-	4,7	86,9	120,8	-	-	-	-	-	-	-	-	-	-	21,8	-	-	-	-	-	-	-	-	234,173	
05 02 11 04	NA	POSEI (excluding direct aids and MARE 11 02 03)	-	-	-	-	-	-	-	-	-	-	-	-	-	-	-	-	-	-	-	-	-	-	-	-	-	-	-	-	-	-	
05 02 11 04		POSEI (excluding direct aids and MARE 11 02 03)	-	-	-	-	-	-	-	4,7	86,9	120,8	-	-	-	-	-	-	-	-	-	-	21,8	-	-	-	-	-	-	-	-	234,173	
05 02 11 05 1751 004	C1	Payments - 2006 and earlier - R.2075/92, Art.13&14 - decision 2006/134/EC & 2006/472/EC	-	-	-	-	-	-	-	-	0,0	0,5	0,2	-	-	-	-	-	-	-	-	-	-	-	-	-	-	-	-	-	-	0,716	
05 02 11 05	C1	Community fund for tobacco (excluding SANCO 17 03 02)	-	-	-	-	-	-	-	-	0,0	0,5	0,2	-	-	-	-	-	-	-	-	-	-	-	-	-	-	-	-	-	-	0,716	
05 02 11 99 0000 006	C1	Others - R.603/95; R.1786/03	-	-	-	-	-	-	-	-	-	-	-	-	-	-	-	-	-	-	-	-	-	-	-	-	-	-	-	-	-	-	
05 02 11 99 1710 055	C1	Quota buy-back - Art.14, R.2075/92 - crop 2004 and earlier	-	-	-	-	-	-	-	-	-	-	-	-	-	-	-	-	-	-	-	-	-	-	-	-	-	-	-	-	-	-	-
05 02 11 99	C1	Other measures (other plant products/measures)	-	-	-	-	-	-	-	-	-	-	-	-	-	-	-	-	-	-	-	-	-	-	-	-	-	-	-	-	-	-	-
05 02 11	C1	Other plant products/measures	-	-	0,9	2,1	7,5	-	-	5,3	142,1	146,0	24,2	-	-	0,0	-	0,9	-	4,1	0,1	0,1	21,8	-	-	0,0	-	0,2	1,2	-	-	356,467	
05 02 11	NA	Other plant products/measures	-	-	-	-	-	-	-	-	-	-	-	-	-	-	-	-	-	-	-	-	-	-	-	-	-	-	-	-	-	-	-
05 02 11		Other plant products/measures	-	-	0,9	2,1	7,5	-	-	5,3	142,1	146,0	24,2	-	-	0,0	-	0,9	-	4,1	0,1	0,1	21,8	-	-	0,0	-	0,2	1,2	-	-	356,467	
05 02 12 01 2000 012	C1	Refunds - butter - marketing year 06/07 and earlier - R.1255/99, Art.31	-	-	-	-	-	-	0,1	-	-	-	-	-	-	-	-	-	-	-	-	-	-	-	-	-	-	-	-	-	-	-	0,096
05 02 12 01 2000 014	C1	CN 0405 10, 0405 20 - refunds - butter - marketing year 08/09 - R.1234/07, Art.162(1)a)(v)	0,1	-	0,1	0,6	0,3	0,0	0,9	-	0,0	1,9	0,6	-	-	0,1	-	-	-	-	0,1	-	0,0	0,1	-	0,0	-	0,5	0,0	0,1	-	5,429	
05 02 12 01 2000 015	C1	CN 0405 10, 0405 20 - refunds - butter - marketing year 09/10 - R.1234/07, Art.162(1)a)(v)	2,7	-	0,1	1,3	4,4	0,1	0,5	-	0,1	3,7	0,0	-	0,0	0,0	-	-	-	-	6,9	0,2	0,1	0,6	-	0,0	-	5,5	-	0,8	-	26,995	
05 02 12 01 2000 022	C1	Refunds - butter oil - marketing year 06/07 and earlier - R.1255/99, Art.31	-	-	-	-	-	-	-	-	-	-	-	-	-	-	-	-	-	-	-	-	-	-	-	-	-	-	-	-	-	-	-
05 02 12 01 2000 024	C1	CN 0405 90 - refunds - butter oil - marketing year 08/09 - R.1234/07, Art.162(1)a)(v)	0,0	-	-	-	-	-	-	-	-	1,4	-	-	-	-	-	-	-	-	-	0,1	-	-	-	-	-	-	-	-	-	-	1,524
05 02 12 01 2000 025	C1	CN 0405 90 - refunds - butter oil - marketing year 09/10 - R.1234/07, Art.162(1)a)(v)	1,4	-	-	-	-	-	-	-	-	2,0	-	-	-	-	-	-	-	-	4,2	-	0,1	-	-	-	-	-	-	-	-	-	7,667
05 02 12 01 2001 011		Refunds - skimmed-milk powder - marketing year 05/06 and earlier - R.1255/99, Art.31	-	-	-	-	-	-	-	-	-	-	-	-	-	-	-	-	-	-	-	-	-	-	-	-	-	-	-	-	-	-	-
05 02 12 01 2001 012		Refunds - skimmed-milk powder - sugar - marketing year 06/07	-	-	-	-	-	-	-	-	-	-	-	-	-	-	-	-	-	-	-	-	-	-	-	-	-	-	-	-	-	-	-
05 02 12 01 2001 013		Refunds - skimmed-milk powder - sugar - marketing year 07/08 - R.1255/99, Art.31	-	-	-	-	-	-	-	-	-	-	-	-	-	-	-	-	-	-	-	-	-	-	-	-	-	-	-	-	-	-	-
05 02 12 01 2001 014		Refunds - skimmed-milk powder - sugar - marketing year 08/09 - R.1255/99, Art.31	-	-	-	-	-	-	-	-	-	-	-	-	-	-	-	-	-	-	-	-	-	-	-	-	-	-	-	-	-	-	-
05 02 12 01 2001 031	C1	CN 0402 10 - refunds - skimmed-milk powder - marketing year 08/09 - R.1234/07, Art.162(1)a)(v)	0,0	-	0,2	0,1	0,4	-	0,3	-	-	0,4	-	-	-	0,0	-	0,0	-	0,0	0,0	1,5	0,0	-	0,0	0,0	0,1	0,4	0,0	-	-	3,474	

ANNEX 33  
 EXPENDITURE CHARGED AGAINST THE 2010 BUDGET  
 DETAILS by ITEM and by MEMBER STATE

In EUR million

Budget Line	Fund source	Item	BE	BG	CZ	DK	DE	EE	IE	EL	ES	FR	IT	CY	LV	LT	LU	HU	MT	NL	AT	PL	PT	RO	SI	SK	FI	SE	UK	CE	TOTAL	
05 02 12 01 2001 032	C1	CN 0402 10 - refunds - skimmed-milk powder - marketing year 09/10 - R.1234/07, Art.162(1)a)(v)	9,5	-	0,8	0,3	3,9	0,0	1,9	-	-	3,7	-	-	-	0,1	-	-	-	5,4	0,0	2,1	0,0	-	0,0	0,0	0,7	0,3	0,7	-	29,552	
05 02 12 01 2002 012	C1	Refunds - cheese - marketing year 06/07 and earlier - R.1255/99, Art.31	-	-	-	-	0,1	-	-	-	-	-	0,0	-	-	-	-	-	-	-	-	0,1	-	-	-	-	-	-	-	-	0,244	
05 02 12 01 2002 014	C1	CN 0406 - refunds - cheese - marketing year 08/09 - R.1234/07, Art.162(1)a)(v)	0,0	-	0,2	0,0	1,6	0,1	1,2	0,0	0,0	0,5	0,4	0,0	0,0	0,2	-	0,2	-	0,1	0,0	0,3	0,0	-	0,1	0,1	0,3	0,1	0,0	-	5,563	
05 02 12 01 2002 015	C1	CN 0406 - refunds - cheese - marketing year 09/10 - R.1234/07, Art.162(1)a)(v)	0,1	-	0,3	1,0	5,8	0,5	2,0	0,0	0,0	0,6	0,3	0,0	0,1	1,5	-	0,5	-	4,4	0,3	0,7	0,0	-	0,1	0,0	1,4	0,0	0,3	-	19,931	
05 02 12 01 2003 012	C1	Powd.milk with a fat content exceeding 1,5% - marketing year 06/07 and earlier	-	-	-	-	-	-	0,0	-	-	-	-	-	-	-	-	-	-	-	-	-	-	-	-	-	-	-	-	-	0,029	
05 02 12 01 2003 013	C1	Powd.milk with a fat content exceeding 1,5% - sugar - marketing year 07/08 - R.1255/99, Art.31	-	-	-	-	0,4	-	-	-	-	-	-	-	-	-	-	-	-	-	-	-	-	-	-	-	-	-	-	-	0,369	
05 02 12 01 2003 022		Condensed milk - marketing year 06/07 and earlier - R.1255/99, Art.31	-	-	-	-	-	-	-	-	-	-	-	-	-	-	-	-	-	-	-	-	-	-	-	-	-	-	-	-	-	
05 02 12 01 2003 023	C1	Condensed milk - sugar - marketing year 07/08 - R.1255/99, Art.31	-	-	-	-	-	-	-	-	-	-	-	-	-	-	-	-	-	-	-	-	-	-	-	-	-	-	-	-	-	-
05 02 12 01 2003 023	C1	Other products - marketing year 06/07 and earlier - R.1255/99, Art.31	-	-	-	-	-	-	-	-	-	-	-	-	-	-	-	-	-	-	-	-	-	-	-	-	-	-	-	-	-	-
05 02 12 01 2003 032	C1	Other products - sugar - marketing year 07/08 - R.1255/99, Art.31	-	-	-	-	-	-	-	-	-	-	-	-	-	-	-	-	-	-	-	-	-	-	-	-	-	-	-	-	-	-
05 02 12 01 2003 033		Powd.milk with a fat content exceeding 1,5% - sugar - marketing year 08/09 - R.1255/99, Art.31	-	-	-	-	-	-	-	-	-	-	-	-	-	-	-	-	-	-	-	-	-	-	-	-	-	-	-	-	-	-
05 02 12 01 2003 034		Condensed milk - sugar - marketing year 08/09 - R.1255/99, Art.31	-	-	-	-	-	-	-	-	-	-	-	-	-	-	-	-	-	-	-	-	-	-	-	-	-	-	-	-	-	-
05 02 12 01 2003 035	C1	Other products - sugar - marketing year 08/09 - R.1255/99, Art.31	-	-	-	-	-	-	-	-	0,0	-	-	-	-	-	-	-	-	-	-	-	-	-	-	-	-	-	-	-	-	0,004
05 02 12 01 2003 036	C1	CN 0402 21, 0402 29 - powd.milk with a fat content exceeding 1,5% - marketing year 08/09 - R.1234/07, Art.162(1)a)(v)	-	-	-	-	-	-	-	-	-	-	-	-	-	-	-	-	-	-	-	-	-	-	-	-	-	-	-	-	-	-
05 02 12 01 2003 051	C1	CN 0402 91, 0402 99 - condensed milk - marketing year 08/09 - R.1234/07, Art.162(1)a)(v)	0,3	-	0,2	4,0	0,5	-	2,4	-	0,0	1,9	-	-	-	0,0	-	-	-	1,2	-	0,2	-	-	-	0,0	-	1,1	2,4	-	14,203	
05 02 12 01 2003 052	C1	CN 0401, 0403, 0404 - other products - marketing year 08/09 - R.1234/07, Art.162(1)a)(v)	-	-	-	-	0,1	-	-	0,0	-	-	-	-	-	0,1	-	-	-	0,0	-	-	-	-	-	-	-	-	-	-	-	0,140
05 02 12 01 2003 053	C1	CN 0402 21, 0402 29 - powd.milk with a fat content exceeding 1,5% - marketing year 09/10 - R.1234/07, Art.162(1)a)(v)	0,1	-	-	0,0	0,1	-	0,1	-	0,0	0,7	0,0	0,0	0,0	0,0	-	-	-	0,0	0,0	-	0,0	-	0,0	-	0,0	0,0	0,0	-	1,113	
05 02 12 01 2003 054	C1	CN 0402 91, 0402 99 - condensed milk - marketing year 09/10 - R.1234/07, Art.162(1)a)(v)	10,0	-	0,6	13,3	0,9	0,0	2,9	-	-	4,6	-	-	0,0	0,1	-	-	-	21,4	-	0,2	-	-	0,0	-	0,1	2,7	4,9	-	61,794	
05 02 12 01 2003 055	C1	CN 0401, 0403, 0404 - other products - marketing year 09/10 - R.1234/07, Art.162(1)a)(v)	0,0	-	-	-	1,3	-	-	-	0,0	0,0	-	-	-	-	-	-	-	2,2	-	-	-	-	-	-	-	-	-	-	-	3,515
05 02 12 01 2003 056	C1	CN 0401, 0403, 0404 - other products - marketing year 09/10 - R.1234/07, Art.162(1)a)(v)	0,3	-	-	0,3	0,5	0,1	0,5	-	0,0	1,5	0,0	0,0	0,1	0,0	-	-	-	1,0	0,1	0,0	0,0	-	0,0	-	0,2	0,2	0,0	-	4,803	
05 02 12 01	C1	Refunds for milk and milk products	24,7	-	2,6	20,8	20,1	1,0	12,7	0,0	0,2	22,9	1,3	0,0	0,2	2,1	-	0,8	-	46,8	0,7	5,4	0,7	-	0,3	0,2	8,8	4,8	9,2	-	186,444	
05 02 12 02 2011 001	C1	Technical costs of public storage - R.1234/07, Art.10(1)f)	0,5	-	0,1	-	1,4	0,1	0,7	-	0,0	1,1	-	-	-	0,2	-	-	-	0,4	-	0,4	0,0	-	-	-	0,0	0,1	0,4	-	5,355	
05 02 12 02 2011 001	NA	Technical costs of public storage - R.1234/07, Art.10(1)f)	-	-	-	-	-	-	-	-	-	-	-	-	-	-	-	-	-	-	-	-	-	-	-	-	-	-	-	-	-	-
05 02 12 02 2011 001		Technical costs of public storage - R.1234/07, Art.10(1)f)	0,5	-	0,1	-	1,4	0,1	0,7	-	0,0	1,1	-	-	-	0,2	-	-	-	0,4	-	0,4	0,0	-	-	-	0,0	0,1	0,4	-	5,355	
05 02 12 02 2012 001	C1	Financial costs of public storage - R.1234/07, Art.10(1)f)	0,4	-	0,1	-	0,5	-	0,3	-	0,0	1,1	-	-	-	0,2	-	-	-	0,4	-	0,3	0,1	-	-	-	0,0	0,0	0,4	-	3,832	
05 02 12 02 2012 001	NA	Financial costs of public storage - R.1234/07, Art.10(1)f)	-	-	-	-	-	-	-	-	-	-	-	-	-	-	-	-	-	-	-	-	-	-	-	-	-	-	-	-	-	-
05 02 12 02 2012 001		Financial costs of public storage - R.1234/07, Art.10(1)f)	0,4	-	0,1	-	0,5	-	0,3	-	0,0	1,1	-	-	-	0,2	-	-	-	0,4	-	0,3	0,1	-	-	-	0,0	0,0	0,4	-	3,832	
05 02 12 02 2013 001	C1	Other public storage costs - R.1234/07, Art.10(1)f)	-0,6	-	0,9	-	-0,1	1,4	-0,0	-	-0,3	23,4	-30,8	-	-1,6	6,5	-	-	-	-0,4	-	-3,9	-0,5	-7,6	-1,0	-	-0,1	-0,0	-0,0	-	-	-14,840
05 02 12 02 2013 001	NA	Other public storage costs - R.1234/07, Art.10(1)f)	-	-	-	-	-	-	-	-	-	-	-	-	-	-	-	-	-	-	-	-	-	-	-	-	-	-	-	-	-	-
05 02 12 02 2013 001		Other public storage costs - R.1234/07, Art.10(1)f)	-0,6	-	0,9	-	-0,1	1,4	-0,0	-	-0,3	23,4	-30,8	-	-1,6	6,5	-	-	-	-0,4	-	-3,9	-0,5	-7,6	-1,0	-	-0,1	-0,0	-0,0	-	-	-14,840
05 02 12 02 2014 001	C1	Depreciation on purchase - R.1234/07, Art.10(1)f)	0,0	-	-	-	-	-	-	-	-	-	-	-	-	0,0	-	-	-	-	-	-	-	-	-	-	-	-	0,1	-	0,137	
05 02 12 02 2014 002		Complementary depreciation - R.1234/07, Art.10(1)f)	-	-	-	-	-	-	-	-	-	-	-	-	-	-	-	-	-	-	-	-	-	-	-	-	-	-	-	-	-	-
05 02 12 02	C1	Intervention storage of skimmed-milk powder	0,3	-	1,1	-	1,8	1,4	0,9	-	-0,2	25,6	-30,8	-	-1,6	7,0	-	-	-	0,5	-	-3,2	-0,4	-7,6	-1,0	-	-0,1	0,1	0,8	-	-5,516	

ANNEX 33  
 EXPENDITURE CHARGED AGAINST THE 2010 BUDGET  
 DETAILS by ITEM and by MEMBER STATE

In EUR million

Budget Line	Fund source	Item	BE	BG	CZ	DK	DE	EE	IE	EL	ES	FR	IT	CY	LV	LT	LU	HU	MT	NL	AT	PL	PT	RO	SI	SK	FI	SE	UK	CE	TOTAL
05 02 12 02	NA	Intervention storage of skimmed-milk powder	-	-	-	-	-	-	-	-	-	-	-	-	-	-	-	-	-	-	-	-	-	-	-	-	-	-	-	-	-
05 02 12 02		Intervention storage of skimmed-milk powder	0,3	-	1,1	-	1,8	1,4	0,9	-	-0,2	25,6	-30,8	-	-1,6	7,0	-	-	-	0,5	-	-3,2	-0,4	-7,6	-1,0	-	-0,1	0,1	0,8	-	-5,516
05 02 12 03 2020 001		Aid - skimmed-milk powder for use as animal nutrition - R.1234/07, Art.99 - marketing year 06/07 and earlier	-	-	-	-	-	-	-	-	-	-	-	-	-	-	-	-	-	-	-	-	-	-	-	-	-	-	-	-	-
05 02 12 03 2024 001		Aid - skimmed milk processed into casein - R.1234/07, Art.100 - marketing year 06/07 and earlier	-	-	-	-	-	-	-	-	-	-	-	-	-	-	-	-	-	-	-	-	-	-	-	-	-	-	-	-	-
05 02 12 03		Aid for disposal of skimmed milk	-	-	-	-	-	-	-	-	-	-	-	-	-	-	-	-	-	-	-	-	-	-	-	-	-	-	-	-	-
05 02 12 04 2030 001	C1	Private storage costs - advances - R.1234/07, Art.28a(i,ii) - 2009 and earlier	-	-	-	0,0	0,1	-	0,7	-	-	0,1	-	-	-	-	-	-	-	0,0	0,0	-	-	-	-	-	-	-	-	-	0,970
05 02 12 04 2030 002	C1	Private storage costs - balance - R.1234/07, Art.28a(i,ii) - 2009 and earlier	1,1	-	-	0,1	2,2	-	0,7	-	0,1	2,4	0,1	-	-	-	-	-	-	2,2	0,1	-	-	-	-	-	0,2	-	0,2	-	9,347
05 02 12 04 2030 003	C1	Private storage costs - advances - R.1234/07, Art.28a(i,ii) - 2010	-	-	-	-	0,1	-	-	-	-	-	-	-	-	-	-	-	-	-	-	-	-	-	-	-	-	-	0,0	-	0,138
05 02 12 04 2030 004	C1	Private storage costs - balance - R.1234/07, Art.28a(i,ii) - 2010	0,0	-	-	-	0,0	-	-	-	-	-	-	-	-	-	0,0	-	-	0,1	-	-	-	-	-	-	-	-	-	-	0,132
05 02 12 04 2031 001	C1	Technical costs of public storage - R.1234/07, Art.10(1)e)	0,1	-	0,0	-	0,5	0,1	0,7	-	0,4	0,6	-	-	-	0,1	-	-	-	0,6	-	0,1	0,3	-	-	-	-	-	0,2	-	3,582
05 02 12 04 2032 001	C1	Financial costs of public storage - R.1234/07, Art.10(1)e)	0,1	-	0,0	-	0,1	-	0,1	-	0,2	0,3	-	-	-	0,1	-	-	-	0,3	-	0,0	0,2	-	-	-	-	-	0,1	-	1,565
05 02 12 04 2033 001	C1	Other public storage costs - R.1234/07, Art.10(1)e)	-3,2	-	-1,0	-	21,6	-1,5	-19,8	-	-0,4	-0,6	-44,4	-	-0,5	-	-	-	-	20,1	-	-0,1	-0,2	-	-	-	-	-	-6,2	-	-36,147
05 02 12 04 2034 001		Depreciation on purchase - R.1234/07, Art.10(1)e)	-	-	-	-	-	-	-	-	-	-	-	-	-	-	-	-	-	-	-	-	-	-	-	-	-	-	-	-	-
05 02 12 04 2034 002		Complementary depreciation - R.1234/07, Art.10(1)e)	-	-	-	-	-	-	-	-	-	-	-	-	-	-	-	-	-	-	-	-	-	-	-	-	-	-	-	-	-
05 02 12 04	C1	Intervention storage of butter and cream	-1,9	-	-1,0	0,1	24,5	-1,5	-17,6	-	0,5	2,8	-44,3	-	-0,3	0,0	-	-	-	23,2	0,2	0,1	0,2	-	-	-	0,2	-	-5,6	-	-20,413
05 02 12 05 2040 001	C1	Butter for making pastries and other products - R.1234/07, Art.101b)&c) - marketing year 06/07 and earlier	0,0	-	-	-	-	-	-	-	-	-	-	-	-	-	-	-	-	-	-	-	-	-	-	-	-	-	-0,0	-	0,002
05 02 12 05 2040 002	C1	Butter for making ice cream - R.1234/07, Art.101b) - marketing year 06/07 and earlier	-	-	-	-	-	-	0,0	-	-	-	-0,0	-	-	-	-	-	-	-	-	-	-	-	-	-	-	-	-	-	0,007
05 02 12 05 2040 003	C1	Aid - non profit making institutions and organisations - R.1234/07, Art.101a) - marketing year 08/09 and earlier	0,0	-	-	0,0	0,1	-	0,1	-	-	0,4	0,0	-	-	0,0	-	-	-	0,0	0,0	0,0	-	-	-	-	-	-	0,0	-	0,690
05 02 12 05 2040 004		Concentrated butter - R.1234/07, Art.101d) - marketing year 06/07 and earlier	-	-	-	-	-	-	-	-	-	-	-	-	-	-	-	-	-	-	-	-	-	-	-	-	-	-	-	-	-
05 02 12 05	C1	Other measures relating to butterfat	0,0	-	-	0,0	0,1	-	0,1	-	-	0,4	-0,0	-	-	0,0	-	-	-	0,0	0,0	0,0	-	-	-	-	-	-	0,0	-	0,699
05 02 12 06 2050 002	C1	Private storage - parmigiano reggiano - R.1234/07, Art.28b) - 08/09 and earlier	-	-	-	-	-	-	-	-	-	-	2,0	-	-	-	-	-	-	-	-	-	-	-	-	-	-	-	-	-	2,000
05 02 12 06 2050 003	C1	Private storage - grana padano - R.1234/07, Art.28b) - 08/09 and earlier	-	-	-	-	-	-	-	-	-	-	0,4	-	-	-	-	-	-	-	-	-	-	-	-	-	-	-	-	-	0,430
05 02 12 06 2050 004		Private storage - provolone - R.1234/07, Art.28b) - 08/09 and earlier	-	-	-	-	-	-	-	-	-	-	-	-	-	-	-	-	-	-	-	-	-	-	-	-	-	-	-	-	-
05 02 12 06 2050 005		Private storage - pecorino - R.1255/99, Art.9 - 07/08 and earlier	-	-	-	-	-	-	-	-	-	-	-	-	-	-	-	-	-	-	-	-	-	-	-	-	-	-	-	-	-
05 02 12 06 2050 006		Private storage - long-keeping cheeses - R.1255/99, Art.9 - 07/08 and earlier	-	-	-	-	-	-	-	-	-	-	-	-	-	-	-	-	-	-	-	-	-	-	-	-	-	-	-	-	-
05 02 12 06 2050 007		Private storage - kefalotyri/kasseri - R.1255/99, Art.9 - 07/08 and earlier	-	-	-	-	-	-	-	-	-	-	-	-	-	-	-	-	-	-	-	-	-	-	-	-	-	-	-	-	-
05 02 12 06 2050 008		Private storage - pecorino romano - R.1255/99, Art.9; R.414/08 - 08/09 - IT	-	-	-	-	-	-	-	-	-	-	-	-	-	-	-	-	-	-	-	-	-	-	-	-	-	-	-	-	-
05 02 12 06 2050 009	C1	Private storage - long-keeping cheeses - R.1255/99, Art.9; R.414/08 - 08/09 - DE, IE, FR, LV, LT, HU, AT, PL, RO, SI, FI, SE	-	-	-	-	-	-	-	-	-	0,2	-	-	-	-	-	-	-	-	-	-	-	-	-	-	-	-	-	-	0,211
05 02 12 06 2050 010		Private storage - kefalotyri/kasseri - R.1255/99, Art.9; R.414/08 - 08/09 - EL	-	-	-	-	-	-	-	-	-	-	-	-	-	-	-	-	-	-	-	-	-	-	-	-	-	-	-	-	-
05 02 12 06	C1	Intervention storage of cheese	-	-	-	-	-	-	-	-	-	0,2	2,4	-	-	-	-	-	-	-	-	-	-	-	-	-	-	-	-	-	2,641
05 02 12 08 3120 001		School milk - advances - R.1255/99, Art.14 - 07/08 and earlier	-	-	-	-	-	-	-	-	-	-	-	-	-	-	-	-	-	-	-	-	-	-	-	-	-	-	-	-	-
05 02 12 08 3120 011	C1	School milk - balance - R.1255/99, Art.14 - 07/08 and earlier	-0,0	-	0,0	0,0	0,0	-	-0,0	-	0,0	0,0	0,0	-	-	-	-	-	-	-	-	-	-	-	-	-	0,0	-0,0	0,4	-	0,576

ANNEX 33  
 EXPENDITURE CHARGED AGAINST THE 2010 BUDGET  
 DETAILS by ITEM and by MEMBER STATE

In EUR million

Budget Line	Fund source	Item	BE	BG	CZ	DK	DE	EE	IE	EL	ES	FR	IT	CY	LV	LT	LU	HU	MT	NL	AT	PL	PT	RO	SI	SK	FI	SE	UK	CE	TOTAL
05 02 12 08 3120 021	C1	School milk - cat.I - R.1234/07, Art.102; R.657/08, Annex I - 08/09	0,0	-	-	0,3	0,4	0,0	0,1	-	0,2	1,7	0,1	0,0	-	0,0	-	0,1	-	0,2	0,1	0,3	0,6	2,4	-	0,4	0,3	2,0	1,8	-	11,145
05 02 12 08 3120 022	C1	School milk - cat.II - R.1234/07, Art.102; R.657/08, Annex I - 08/09	0,0	-	-	0,0	-	-	-	-	0,0	0,0	0,1	-	-	-	-	-	-	-	0,0	0,0	-	-	-	-	0,0	-	-	-	0,124
05 02 12 08 3120 023	C1	School milk - cat.III - R.1234/07, Art.102; R.657/08, Annex I - 08/09	0,0	-	-	0,0	-	-	0,0	-	0,0	1,3	0,3	-	-	0,0	-	0,0	-	-	-	0,0	-	0,3	-	-	0,0	-	-	-	1,865
05 02 12 08 3120 024	C1	School milk - cat.IV - R.1234/07, Art.102; R.657/08, Annex I - 08/09	-	-	-	-	-	-	-	-	-	0,0	0,7	-	-	-	-	-	-	-	-	-	-	-	-	-	-	-	-	-	0,663
05 02 12 08 3120 025	C1	School milk - cat.V - R.1234/07, Art.102; R.657/08, Annex I - 08/09	-	-	-	-0,0	-	-	-	-	0,0	4,0	0,5	0,0	-	0,0	-	-	-	-	-	0,0	-	-	-	-	0,0	0,3	-	-	4,872
05 02 12 08 3120 026	C1	School milk - cat.I - R.1234/07, Art.102; R.657/08, Annex I - 09/10	0,6	-	0,4	1,6	5,9	0,6	0,4	-	0,7	1,7	0,0	0,1	0,0	0,2	0,0	0,8	0,0	0,4	0,6	10,7	0,5	3,9	0,0	0,3	3,0	4,8	5,1	-	42,379
05 02 12 08 3120 027	C1	School milk - cat.II - R.1234/07, Art.102; R.657/08, Annex I - 09/10	0,1	0,0	0,0	-	0,0	-	-	-	0,0	0,0	0,0	-	-	-	-	-	-	0,0	0,0	0,0	-	-	-	0,0	0,0	-	-	-	0,197
05 02 12 08 3120 028	C1	School milk - cat.III - R.1234/07, Art.102; R.657/08, Annex I - 09/10	0,0	-	0,0	0,0	0,0	-	0,0	-	0,0	1,2	0,1	-	-	0,0	-	0,0	-	-	-	0,0	-	0,0	-	-	0,1	-	-	-	1,472
05 02 12 08 3120 029	C1	School milk - cat.IV - R.1234/07, Art.102; R.657/08, Annex I - 09/10	-	-	-	-	-	-	-	-	-	0,0	0,2	-	-	-	-	-	-	-	-	-	-	-	-	-	-	-	-	-	0,222
05 02 12 08 3120 030	C1	School milk - cat.V - R.1234/07, Art.102; R.657/08, Annex I - 09/10	-	-	-	0,0	0,0	-	-	-	0,1	3,7	0,1	0,1	-	0,0	-	-	-	-	-	0,0	-	-	-	-	0,3	1,1	-	-	5,430
05 02 12 08 3120 031	C1	School milk - cat.I - R.1234/07, Art.102; R.657/08, Annex I - 10/11	-	-	-	-	-	-	-	-	-	-	-	-	-	0,0	-	-	-	-	-	-	-	-	-	-	-	-	-	-	0,001
05 02 12 08 3120 032		School milk - cat.II - R.1234/07, Art.102; R.657/08, Annex I - 10/11	-	-	-	-	-	-	-	-	-	-	-	-	-	-	-	-	-	-	-	-	-	-	-	-	-	-	-	-	-
05 02 12 08 3120 033	C1	School milk - cat.III - R.1234/07, Art.102; R.657/08, Annex I - 10/11	-	-	-	-	-	-	-	-	-	-	-	-	-	0,0	-	-	-	-	-	-	-	-	-	-	-	-	-	-	0,000
05 02 12 08 3120 034		School milk - cat.IV - R.1234/07, Art.102; R.657/08, Annex I - 10/11	-	-	-	-	-	-	-	-	-	-	-	-	-	-	-	-	-	-	-	-	-	-	-	-	-	-	-	-	-
05 02 12 08 3120 035	C1	School milk - cat.V - R.1234/07, Art.102; R.657/08, Annex I - 10/11	-	-	-	-	-	-	-	-	-	-	-	-	-	0,0	-	-	-	-	-	-	-	-	-	-	-	-	-	-	0,000
05 02 12 08	C1	School milk	0,8	0,0	0,4	2,0	6,4	0,6	0,4	-	1,1	13,7	2,2	0,2	0,0	0,2	0,0	1,0	0,0	0,6	0,7	11,0	1,1	6,6	0,0	0,7	3,6	8,2	7,3	-	68,946
05 02 12 99 0000 001	C1	Specific support - dairy sector - R.1233/09 - EU 27 Compensation for non-allocation of milk quotas - SLOM - R.2330/98	7,2	1,8	5,8	9,9	58,7	1,3	11,2	1,4	12,8	49,2	23,0	0,3	1,4	3,1	0,6	3,5	0,1	24,6	6,0	20,0	4,1	4,3	1,1	2,0	4,8	6,4	29,1	-	293,774
05 02 12 99 2099 026	C1	Compensation for non-allocation of milk quotas - SLOM - R.2330/98	-	-	-	-	-	-	-	-	-	-	-	-	-	-	-	-	-	2,5	-	-	-	-	-	-	-	-	-	-	2,511
05 02 12 99 2099 026	NA	Compensation for non-allocation of milk quotas - SLOM - R.2330/98	-	-	-	-	-	-	-	-	-	-	-	-	-	-	-	-	-	-	-	-	-	-	-	-	-	-	-	-	-
05 02 12 99 2099 026		Compensation for non-allocation of milk quotas - SLOM - R.2330/98	-	-	-	-	-	-	-	-	-	-	-	-	-	-	-	-	-	2,5	-	-	-	-	-	-	-	-	-	-	2,511
05 02 12 99 2099 050		Others - R.1255/99	-	-	-	-	-	-	-	-	-	-	-	-	-	-	-	-	-	-	-	-	-	-	-	-	-	-	-	-	-
05 02 12 99	C1	Other measures (milk and milk products)	7,2	1,8	5,8	9,9	58,7	1,3	11,2	1,4	12,8	49,2	23,0	0,3	1,4	3,1	0,6	3,5	0,1	27,1	6,0	20,0	4,1	4,3	1,1	2,0	4,8	6,4	29,1	-	296,285
05 02 12 99	NA	Other measures (milk and milk products)	-	-	-	-	-	-	-	-	-	-	-	-	-	-	-	-	-	-	-	-	-	-	-	-	-	-	-	-	-
05 02 12 99		Other measures (milk and milk products)	7,2	1,8	5,8	9,9	58,7	1,3	11,2	1,4	12,8	49,2	23,0	0,3	1,4	3,1	0,6	3,5	0,1	27,1	6,0	20,0	4,1	4,3	1,1	2,0	4,8	6,4	29,1	-	296,285
05 02 12	C1	Milk and milk products	31,1	1,8	8,9	32,8	111,6	2,9	7,7	1,4	14,2	114,8	-46,2	0,6	0,0	12,1	0,6	5,3	0,1	98,2	7,6	33,3	5,8	3,3	0,5	3,0	17,2	19,5	40,9	-	529,086
05 02 12	NA	Milk and milk products	-	-	-	-	-	-	-	-	-	-	-	-	-	-	-	-	-	-	-	-	-	-	-	-	-	-	-	-	-
05 02 12		Milk and milk products	31,1	1,8	8,9	32,8	111,6	2,9	7,7	1,4	14,2	114,8	-46,2	0,6	0,0	12,1	0,6	5,3	0,1	98,2	7,6	33,3	5,8	3,3	0,5	3,0	17,2	19,5	40,9	-	529,086
05 02 13 01 2100 052	C1	CN 1602 - tinned meat - marketing year 07/08 and earlier - R.1254/99, Art.33	-	-	-	-	-	-	-	-	-	-0,0	-	-	-	-	-	-	-	-	-	-	-	-	-	-	-	-	-	-	-0,003
05 02 13 01 2100 053		CN 1602 - tinned meat - marketing year 08/09 - R.1254/99, Art.33	-	-	-	-	-	-	-	-	-	-	-	-	-	-	-	-	-	-	-	-	-	-	-	-	-	-	-	-	-
05 02 13 01 2100 054	C1	CN 1602 - tinned meat - marketing year 09/10 - R.1234/07, Art.162a)(iv)	-	-	-	-	-	-	-	-	-	-	0,1	-	-	-	-	-	-	-	-	-	-	-	-	-	-	-	-	-	0,149
05 02 13 01 2100 055		CN 1602 - tinned meat - marketing year 10/11 - R.1234/07, Art.162(1)a)(iv)	-	-	-	-	-	-	-	-	-	-	-	-	-	-	-	-	-	-	-	-	-	-	-	-	-	-	-	-	-
05 02 13 01 2100 077		CN 0202 10 - frozen beef/veal - carcasses - marketing year 07/08 and earlier - R.1254/99, Art.33	-	-	-	-	-	-	-	-	-	-	-	-	-	-	-	-	-	-	-	-	-	-	-	-	-	-	-	-	-
05 02 13 01 2100 078	C1	CN 0202 20 - frozen beef/veal - quarters - marketing year 07/08 and earlier - R.1254/99, Art.33	-	-	-	-	-	-	-	-	-	-0,2	-	-	-	-	-	-	-	-	-	-	-	-	-	-	-	-	-	-	-0,161
05 02 13 01 2100 079	C1	CN 0202 30 - frozen beef/veal - boneless - marketing year 07/08 and earlier - R.1254/99, Art.33	-	-	-	0,0	-0,0	-	-	-	0,0	-0,0	0,0	-	-	-	-	-	-	-	-	-	-	-	-	-	-	-	0,0	-	-0,042

ANNEX 33  
 EXPENDITURE CHARGED AGAINST THE 2010 BUDGET  
 DETAILS by ITEM and by MEMBER STATE

In EUR million

Budget Line	Fund source	Item	BE	BG	CZ	DK	DE	EE	IE	EL	ES	FR	IT	CY	LV	LT	LU	HU	MT	NL	AT	PL	PT	RO	SI	SK	FI	SE	UK	CE	TOTAL	
05 02 13 01 2100 080		CN 0202 10 - frozen beef/veal - carcasses - marketing year 08/09 - R.1254/99, Art.33	-	-	-	-	-	-	-	-	-	-	-	-	-	-	-	-	-	-	-	-	-	-	-	-	-	-	-	-	-	
05 02 13 01 2100 081	C1	CN 0202 20 - frozen beef/veal - quarters - marketing year 08/09 - R.1254/99, Art.33	-	-	-	-	0,0	-	-	-	-	-0,0	-	-	-	-	-	-	-	-	-	-	-	-	-	-	-	-	0,0	-	0,001	
05 02 13 01 2100 082	C1	CN 0202 30 - frozen beef/veal - boneless - marketing year 08/09 - R.1254/99, Art.33	-	-	-	-	0,0	-	0,0	-	0,1	0,0	0,0	-	-	-	-	-	-	-	0,0	0,1	-	-	-	-	-	0,0	0,0	-	0,236	
05 02 13 01 2100 083		CN 0202 10 - frozen beef/veal - carcasses - marketing year 09/10 - R.1234/07, Art.162a)(iv)	-	-	-	-	-	-	-	-	-	-	-	-	-	-	-	-	-	-	-	-	-	-	-	-	-	-	-	-	-	
05 02 13 01 2100 084	C1	CN 0202 20 - frozen beef/veal - bone-in - marketing year 09/10 - R.1234/07, Art.162a)(iv)	-	-	-	-	0,0	-	-	-	0,0	0,0	0,0	-	-	-	-	-	-	0,0	-	-	-	-	-	-	-	-	0,0	-	0,013	
05 02 13 01 2100 085	C1	CN 0202 30 - frozen beef/veal - boneless - marketing year 09/10 - R.1234/07, Art.162a)(iv)	0,3	-	-	0,1	0,0	-	0,0	-	0,3	0,1	0,4	-	-	0,0	-	-	-	0,0	0,0	0,6	-	-	-	-	-	0,0	0,0	-	1,750	
05 02 13 01 2100 086		CN 0202 10 - frozen beef/veal - carcasses - marketing year 10/11 - R.1234/07, Art.162(1)a)(iv)	-	-	-	-	-	-	-	-	-	-	-	-	-	-	-	-	-	-	-	-	-	-	-	-	-	-	-	-	-	
05 02 13 01 2100 087	C1	CN 0202 20 - frozen beef/veal - bone-in - marketing year 10/11 - R.1234/07, Art.162(1)a)(iv)	-	-	-	-	0,0	-	-	-	-	-	-	-	-	-	-	-	-	-	0,0	-	-	-	-	-	-	-	-	-	0,009	
05 02 13 01 2100 088	C1	CN 0202 30 - frozen beef/veal - boneless - marketing year 10/11 - R.1234/07, Art.162(1)a)(iv)	0,2	-	-	0,0	0,0	-	-	-	0,2	-	0,0	-	-	-	-	-	-	-	0,0	0,0	0,0	-	-	-	-	-	0,0	-	0,411	
05 02 13 01 2100 134		CN 0201 10 - fresh beef/veal - carcasses - marketing year 07/08 and earlier - R.1254/99, Art.33	-	-	-	-	-	-	-	-	-	-	-	-	-	-	-	-	-	-	-	-	-	-	-	-	-	-	-	-	-	
05 02 13 01 2100 135	C1	CN 0201 20 - fresh beef/veal - quarters - marketing year 07/08 and earlier - R.1254/99, Art.33	-	-	-	-	-0,0	-	-	-	-	-	-	-	-	-	-	-	-	-	-	0,0	-	-	-	-	-	-	-	-	0,008	
05 02 13 01 2100 136	C1	CN 0201 30 - fresh beef/veal - boneless - marketing year 07/08 and earlier - R.1254/99, Art.33	-	-	-	-	-0,0	-	0,0	-	-	-	-1,0	-	-	-	-	-	-	-	-	-	-	-	-	-	-	-	-	-	-1,017	
05 02 13 01 2100 137	C1	CN 0201 10 - fresh beef/veal - carcasses - marketing year 08/09 - R.1254/99, Art.33	-	-	-	-	-	-	0,2	-	-	-	-	-	-	-	-	-	-	-	-	0,0	-	-	-	-	-	-	-	-	0,222	
05 02 13 01 2100 138	C1	CN 0201 20 - fresh beef/veal - quarters - marketing year 08/09 - R.1254/99, Art.33	-	-	-	-	0,0	-	-	-	-	0,0	-	-	-	-	-	-	-	-	0,0	0,0	0,3	-	-	-	-	-	-	-	0,347	
05 02 13 01 2100 139	C1	CN 0201 30 - fresh beef/veal - boneless - marketing year 08/09 - R.1254/99, Art.33	-	-	-	-	0,0	-	-	-	-	-	0,1	-	-	0,1	-	-	-	-	-	0,1	-	-	-	-	-	-	0,0	-	0,260	
05 02 13 01 2100 140	C1	CN 0201 10 - fresh beef/veal - carcasses - marketing year 09/10 - R.1234/07, Art.162a)(iv)	-	-	-	-	-	-	-	-	-	-	-	-	-	-	-	-	-	-	0,0	-	-	-	-	-	-	-	-	-	0,016	
05 02 13 01 2100 141	C1	CN 0201 20 - fresh beef/veal - bone-in - marketing year 09/10 - R.1234/07, Art.162a)(iv)	-	-	-	0,4	0,5	-	-	-	-	0,1	-	-	-	-	-	-	-	-	0,6	0,8	1,3	-	-	-	-	-	-	-	3,672	
05 02 13 01 2100 142	C1	CN 0201 30 - fresh beef/veal - boneless - marketing year 09/10 - R.1234/07, Art.162a)(iv)	-	-	-	0,9	2,3	-	-	-	0,0	-	1,1	-	-	3,5	-	-	-	-	0,0	0,0	0,5	-	-	-	-	-	0,0	-	8,406	
05 02 13 01 2100 143	C1	CN 0201 10 - fresh beef/veal - carcasses - marketing year 10/11 - R.1234/07, Art.162(1)a)(iv)	-	-	-	-	-	-	-	-	-	-	-	-	-	-	-	-	-	-	0,0	-	-	-	-	-	-	-	-	-	0,001	
05 02 13 01 2100 144	C1	CN 0201 20 - fresh beef/veal - bone-in - marketing year 10/11 - R.1234/07, Art.162(1)a)(iv)	-	-	-	-	0,2	-	-	-	-	0,1	-	-	-	-	-	-	-	-	0,3	0,2	0,0	-	-	-	-	-	-	-	0,790	
05 02 13 01 2100 145	C1	CN 0201 30 - fresh beef/veal - boneless - marketing year 10/11 - R.1234/07, Art.162(1)a)(iv)	-	-	-	0,2	1,0	-	-	-	-	-	-	-	-	0,3	-	-	-	-	0,0	-	0,0	-	-	-	-	-	0,0	-	1,598	
05 02 13 01	C1	Refunds for beef and veal	0,4	-	-	1,5	4,1	-	0,3	-	0,5	0,1	0,7	-	-	4,0	-	-	-	-	1,0	1,1	2,9	-	-	-	-	0,0	0,0	-	16,666	
05 02 13 02 2110 001		Private storage - R.1234/07, Art.31(1)c)	-	-	-	-	-	-	-	-	-	-	-	-	-	-	-	-	-	-	-	-	-	-	-	-	-	-	-	-	-	
05 02 13 02		Intervention storage of beef and veal	-	-	-	-	-	-	-	-	-	-	-	-	-	-	-	-	-	-	-	-	-	-	-	-	-	-	-	-	-	
05 02 13 03 2126 002		Balance - 100% - R.716/96 - <23/01/06 - UK	-	-	-	-	-	-	-	-	-	-	-	-	-	-	-	-	-	-	-	-	-	-	-	-	-	-	-	-	-	
05 02 13 03 2126 003		Balance - 20% - R.716/96 - <23/01/06 - UK	-	-	-	-	-	-	-	-	-	-	-	-	-	-	-	-	-	-	-	-	-	-	-	-	-	-	-	-	-	
05 02 13 03 2126 005		Exceptional support measures - balance 100% - R.716/96; R.2109/05 - 23/01/06-31/12/06 - UK	-	-	-	-	-	-	-	-	-	-	-	-	-	-	-	-	-	-	-	-	-	-	-	-	-	-	-	-	-	
05 02 13 03 2126 006		Exceptional support measures - balance 20% - R.716/96; R.2109/05 - 23/01/06-31/12/06 - UK	-	-	-	-	-	-	-	-	-	-	-	-	-	-	-	-	-	-	-	-	-	-	-	-	-	-	-	-	-	
05 02 13 03 2126 008	C1	Exceptional support measures - 2007 - balance 100% - R.716/96; R.2109/05 - UK	-	-	-	-	-	-	-	-	-	-	-	-	-	-	-	-	-	-	-	-	-	-	-	-	-	-	0,4	-	0,422	
05 02 13 03 2126 008	NA	Exceptional support measures - 2007 - balance 100% - R.716/96; R.2109/05 - UK	-	-	-	-	-	-	-	-	-	-	-	-	-	-	-	-	-	-	-	-	-	-	-	-	-	-	-	-	-	
05 02 13 03 2126 008		Exceptional support measures - 2007 - balance 100% - R.716/96; R.2109/05 - UK	-	-	-	-	-	-	-	-	-	-	-	-	-	-	-	-	-	-	-	-	-	-	-	-	-	-	-	-	-	
05 02 13 03 2126 008		Exceptional support measures - 2007 - balance 20% - R.716/96; R.2109/05 - UK	-	-	-	-	-	-	-	-	-	-	-	-	-	-	-	-	-	-	-	-	-	-	-	-	-	-	-	0,4	-	0,422
05 02 13 03 2126 009	C1	Exceptional support measures - 2007 - balance 20% - R.716/96; R.2109/05 - UK	-	-	-	-	-	-	-	-	-	-	-	-	-	-	-	-	-	-	-	-	-	-	-	-	-	-	2,5	-	2,519	



ANNEX 33  
 EXPENDITURE CHARGED AGAINST THE 2010 BUDGET  
 DETAILS by ITEM and by MEMBER STATE

In EUR million

Budget Line	Fund source	Item	BE	BG	CZ	DK	DE	EE	IE	EL	ES	FR	IT	CY	LV	LT	LU	HU	MT	NL	AT	PL	PT	RO	SI	SK	FI	SE	UK	CE	TOTAL
05 02 14 99 2290 010		Others - R.2529/01	-	-	-	-	-	-	-	-	-	-	-	-	-	-	-	-	-	-	-	-	-	-	-	-	-	-	-	-	-
05 02 14 99		Other measures (sheepmeat and goatmeat)	-	-	-	-	-	-	-	-	-	-	-	-	-	-	-	-	-	-	-	-	-	-	-	-	-	-	-	-	-
05 02 14		Sheepmeat and goatmeat	-	-	-	-	-	-	-	-	-	-	-	-	-	-	-	-	-	-	-	-	-	-	-	-	-	-	-	-	-
05 02 15 01 2300 103	C1	Pigmeat - carcasses and off-cuts - marketing year 07/08 - R.2759/75, Art.13	0,0	-	-	0,0	0,5	-	-	-	0,1	0,1	0,0	0,2	-	-	-	0,0	-	0,1	-	0,1	0,0	-	-	-	-	-	0,0	-	1,187
05 02 15 01 2300 104	C1	Pigmeat - dried, salted meats etc - marketing year 07/08 and earlier - R.2759/75, Art.13	-	-	-	-	-	-	-	-	0,0	0,0	0,1	-	-	-	-	-	-	0,0	-	-	0,0	-	-	-	-	-	-	-	0,141
05 02 15 01 2300 105	C1	Pigmeat - sausages and conserves - marketing year 07/08 and earlier - R.2759/75, Art.13	-	-	-	0,0	0,0	-	-	-	0,0	0,0	0,0	-	-	-	-	-	-	-	-	0,0	0,0	-	-	-	-	-	-	-	0,102
05 02 15 01 2300 106	C1	Pigmeat - others - marketing year 07/08 and earlier - R.2759/75, Art.13	0,0	-	-	-	-	-	-	-	0,0	-	-	-	-	-	-	-	-	0,0	-	-	0,0	-	-	-	-	-	-	-	0,046
05 02 15 01 2300 107	C1	CN 0203 - pigmeat - carcasses and off-cuts - marketing year 08/09 - R.1234/07, Art.162(1)a(vi)	0,0	-	-	0,0	-	-	0,0	-	0,0	0,0	-	-	-	-	-	-	-	0,0	-	0,0	0,0	-	-	-	-	-	0,0	-	0,136
05 02 15 01 2300 108	C1	Pigmeat - dried, salted meats etc - marketing year 08/09 - R.2759/75, Art.13	-	-	-	-	0,0	-	-	-	0,2	0,0	2,1	-	-	-	-	-	-	0,0	0,0	-	0,0	-	0,0	-	0,0	0,0	0,0	-	2,394
05 02 15 01 2300 109	C1	Pigmeat - sausages and conserves - marketing year 08/09 - R.2759/75, Art.13	0,0	-	-	0,0	0,0	-	-	-	0,0	0,3	0,6	-	-	-	-	0,0	-	0,0	0,0	0,2	0,7	-	0,0	0,0	-	0,0	0,0	-	1,884
05 02 15 01 2300 110	C1	Pigmeat - others - marketing year 08/09 - R.2759/75, Art.13	0,0	-	-	-	0,3	-	-	-	0,0	-	-	-	-	-	-	-	-	-	-	-	0,1	-	-	-	-	-	0,0	-	0,445
05 02 15 01 2300 112	C1	CN 0210 - pigmeat - dried, salted meats etc - marketing year 09/10 - R.1234/07, Art.162a(vi)	0,0	-	-	-	0,1	-	-	-	1,3	-	2,8	-	-	-	-	-	-	0,0	0,1	0,1	0,1	-	0,2	-	-	0,0	0,4	-	4,954
05 02 15 01 2300 113	C1	CN 1601 - pigmeat - sausages - marketing year 09/10 - R.1234/07, Art.162a(vi)	0,0	-	-	0,5	0,0	-	-	-	0,2	0,3	0,4	-	-	-	-	0,0	-	0,0	0,2	0,0	2,5	-	0,2	0,0	-	0,0	0,1	-	4,482
05 02 15 01 2300 114	C1	CN 1602 - pigmeat - other preparations - marketing year 09/10 - R.1234/07, Art.162a(vi)	0,2	-	-	0,1	-	-	-	-	0,0	-	0,1	-	-	-	-	0,0	-	-	0,0	2,0	-	-	-	-	-	-	0,1	-	2,719
05 02 15 01 2300 115	C1	CN 0210 - pigmeat - dried, salted meats etc - marketing year 10/11 - R.1234/07, Art.162(1)a(vi)	-	-	-	-	0,0	-	-	-	0,0	-	-	-	-	-	-	-	-	0,0	0,0	-	-	-	-	-	-	-	0,1	-	0,102
05 02 15 01 2300 116	C1	CN 1601 - pigmeat - sausages - marketing year 10/11 - R.1234/07, Art.162(1)a(vi)	-	-	-	0,1	0,0	-	-	-	0,0	-	0,0	-	-	-	-	0,0	-	0,0	0,0	-	-	-	0,0	-	-	-	0,0	-	0,118
05 02 15 01 2300 117	C1	CN 1602 - pigmeat - other preparations - marketing year 10/11 - R.1234/07, Art.162(1)a(vi)	0,0	-	-	0,0	-	-	-	-	0,0	-	0,0	-	-	-	-	-	-	-	0,0	0,0	-	-	-	-	-	-	0,0	-	0,044
05 02 15 01	C1	Refunds for pigmeat	0,4	-	-	0,7	1,1	-	0,0	-	2,0	0,8	6,1	0,2	-	-	-	0,1	-	0,2	0,3	2,4	3,5	-	0,3	0,0	-	0,0	0,7	-	18,755
05 02 15 02 2301 001		Private storage - pigmeat - others - R.1234/07, Art.31(1)f)	-	-	-	-	-	-	-	-	-	-	-	-	-	-	-	-	-	-	-	-	-	-	-	-	-	-	-	-	-
05 02 15 02 2301 002	C1	Private storage - pigmeat - R.1234/07, Art.31(1)f); R.1278/08; R.1329/08 - IE,UK	-	-	-	-	-	-	0,5	-	-	-	-	-	-	-	-	-	-	-	-	-	-	-	-	-	-	-	0,0	-	0,490
05 02 15 02 2301 002	NA	Private storage - pigmeat - R.1234/07, Art.31(1)f); R.1278/08; R.1329/08 - IE,UK	-	-	-	-	-	-	-	-	-	-	-	-	-	-	-	-	-	-	-	-	-	-	-	-	-	-	-	-	-
05 02 15 02 2301 002		Private storage - pigmeat - R.1234/07, Art.31(1)f); R.1278/08; R.1329/08 - IE,UK	-	-	-	-	-	-	0,5	-	-	-	-	-	-	-	-	-	-	-	-	-	-	-	-	-	-	0,0	-	0,490	
05 02 15 02	C1	Intervention for pigmeat	-	-	-	-	-	-	0,5	-	-	-	-	-	-	-	-	-	-	-	-	-	-	-	-	-	-	0,0	-	0,490	
05 02 15 02	NA	Intervention for pigmeat	-	-	-	-	-	-	-	-	-	-	-	-	-	-	-	-	-	-	-	-	-	-	-	-	-	-	-	-	-
05 02 15 02		Intervention for pigmeat	-	-	-	-	-	-	0,5	-	-	-	-	-	-	-	-	-	-	-	-	-	-	-	-	-	-	0,0	-	0,490	
05 02 15 03 2302 001		Exceptional market-support measures - R.2759/75	-	-	-	-	-	-	-	-	-	-	-	-	-	-	-	-	-	-	-	-	-	-	-	-	-	-	-	-	-
05 02 15 03		Exceptional market-support measures for pigmeat	-	-	-	-	-	-	-	-	-	-	-	-	-	-	-	-	-	-	-	-	-	-	-	-	-	-	-	-	-
05 02 15 04 2310 100	C1	Eggs for hatching - marketing year 07/08 and earlier - R.2771/75, Art.8	-	-	-	-	0,0	-	-	-	-	0,0	-	-	-	-	-	-	-	0,0	-	-	-	-	-	-	-	-	-	-	0,025
05 02 15 04 2310 101		Eggs in shell - marketing year 07/08 and earlier - R.2771/75, Art.8	-	-	-	-	-	-	-	-	-	-	-	-	-	-	-	-	-	-	-	-	-	-	-	-	-	-	-	-	-
05 02 15 04 2310 102	C1	Egg products - marketing year 07/08 and earlier - R.2771/75, Art.8	-	-	-	0,0	-	-	-	-	-	0,0	-	-	-	-	-	-	-	-	-	-	-	-	-	-	-	-	-	-	0,018
05 02 15 04 2310 103	C1	Eggs for hatching - marketing year 08/09 - R.2771/75, Art.8	0,0	-	-	0,0	0,0	-	-	-	0,0	0,1	-	-	-	-	-	0,0	-	0,0	0,0	-	-	-	-	-	-	0,0	0,0	-	0,126
05 02 15 04 2310 104		Eggs in shell - marketing year 08/09 - R.2771/75, Art.8	-	-	-	-	-	-	-	-	-	-	-	-	-	-	-	-	-	-	-	-	-	-	-	-	-	-	-	-	-
05 02 15 04 2310 105	C1	Egg products - marketing year 08/09 - R.2771/75, Art.8	-	-	-	0,0	-	0,0	-	-	0,0	0,1	0,0	-	-	-	-	-	-	0,0	-	0,0	-	-	-	-	-	-	0,0	-	0,167
05 02 15 04 2310 106	C1	CN 0407 - eggs in shell - eggs for hatching - marketing year 09/10 - R.1234/07, Art.162a(vii)	0,0	-	0,0	0,0	0,1	-	-	-	0,1	0,0	-	-	-	-	-	0,0	-	0,3	0,0	0,0	-	0,0	0,0	0,0	-	0,0	0,0	-	0,758











ANNEX 33  
 EXPENDITURE CHARGED AGAINST THE 2010 BUDGET  
 DETAILS by ITEM and by MEMBER STATE

In EUR million

Budget Line	Fund source	Item	BE	BG	CZ	DK	DE	EE	IE	EL	ES	FR	IT	CY	LV	LT	LU	HU	MT	NL	AT	PL	PT	RO	SI	SK	FI	SE	UK	CE	TOTAL
05 03 01 01 0000 007	C1	Single Payment Scheme - 0% modulation - R.73/09, title III - calendar year 2009 - BE, DK, DE, IE, EL, ES, FR, IT, LU, MT, NL, AT, PT, SI, FI, SE	65,8	-	-	180,7	1.173,2	-	484,7	1.440,3	1.516,4	1.195,8	1.750,1	-	-	-	8,2	-	3,3	196,7	330,2	-	162,1	-	71,7	-	236,8	210,8	-	-	9.026,895
05 03 01 01 0000 007	C4	Single Payment Scheme - 0% modulation - R.73/09, title III - calendar year 2009 - BE, DK, DE, IE, EL, ES, FR, IT, LU, MT, NL, AT, PT, SI, FI, SE	0,0	-	-	0,1	0,1	-	0,8	12,8	1,0	-	2,5	-	-	-	0,0	-	0,0	0,1	-	2,2	-	0,0	-	0,0	0,1	-	-	-	19,705
05 03 01 01 0000 007	C5	Single Payment Scheme - 0% modulation - R.73/09, title III - calendar year 2009 - BE, DK, DE, IE, EL, ES, FR, IT, LU, MT, NL, AT, PT, SI, FI, SE	76,4	-	-	-	-	-	-	-	-	-	-	-	-	-	-	-	-	-	-	-	-	-	-	-	-	-	-	-	76,434
05 03 01 01 0000 007	NA	Single Payment Scheme - 0% modulation - R.73/09, title III - calendar year 2009 - BE, DK, DE, IE, EL, ES, FR, IT, LU, MT, NL, AT, PT, SI, FI, SE	-	-	-	-	-	-	-	-	-	-	-	-	-	-	-	-	-	-	-	-	-	-	-	-	-	-	-	-	-
05 03 01 01 0000 007		Single Payment Scheme - 0% modulation - R.73/09, title III - calendar year 2009 - BE, DK, DE, IE, EL, ES, FR, IT, LU, MT, NL, AT, PT, SI, FI, SE	142,2	-	-	180,8	1.173,3	-	485,5	1.453,1	1.517,5	1.195,8	1.752,6	-	-	-	8,2	-	3,4	196,8	330,3	-	164,3	-	71,7	-	236,8	210,9	-	-	9.123,034
05 03 01 01 0000 008	C1	Single Payment Scheme - payments 5.000€-300.000 € - 7% modulation - R.73/09, title III - calendar year 2009 - BE, DK, DE, IE, EL, ES, FR, IT, LU, NL, AT, PT, FI, SE	271,3	-	-	726,5	3.774,7	-	771,3	632,5	1.869,3	4.552,3	1.669,7	-	-	-	26,4	-	-	485,3	286,2	-	214,4	-	-	-	260,6	444,8	-	-	15.985,324
05 03 01 01 0000 008	C4	Single Payment Scheme - payments 5.000€-300.000 € - 7% modulation - R.73/09, title III - calendar year 2009 - BE, DK, DE, IE, EL, ES, FR, IT, LU, NL, AT, PT, FI, SE	0,1	-	-	0,1	0,7	-	0,6	12,8	2,9	16,3	3,8	-	-	-	0,0	-	-	-	0,2	-	2,8	-	-	-	0,0	0,2	-	-	40,467
05 03 01 01 0000 008	C5	Single Payment Scheme - payments 5.000€-300.000 € - 7% modulation - R.73/09, title III - calendar year 2009 - BE, DK, DE, IE, EL, ES, FR, IT, LU, NL, AT, PT, FI, SE	64,2	-	-	-	-	-	-	-	-	-	-	-	-	-	-	-	-	-	-	-	-	-	-	-	-	-	-	-	64,163
05 03 01 01 0000 008	NA	Single Payment Scheme - payments 5.000€-300.000 € - 7% modulation - R.73/09, title III - calendar year 2009 - BE, DK, DE, IE, EL, ES, FR, IT, LU, NL, AT, PT, FI, SE	-	-	-	-	-	-	-	-	-	-	-	-	-	-	-	-	-	-	-	-	-	-	-	-	-	-	-	-	-
05 03 01 01 0000 008		Single Payment Scheme - payments 5.000€-300.000 € - 7% modulation - R.73/09, title III - calendar year 2009 - BE, DK, DE, IE, EL, ES, FR, IT, LU, NL, AT, PT, FI, SE	335,6	-	-	726,6	3.775,4	-	771,9	645,3	1.872,3	4.568,6	1.673,4	-	-	-	26,4	-	-	485,3	286,4	-	217,2	-	-	-	260,6	445,0	-	-	16.089,954
05 03 01 01 0000 009	C1	Single Payment Scheme - payments > 300.000€ - 11% modulation - R.73/09, title III - calendar year 2009 - BE, DK, DE, IE, EL, ES, FR, IT, LU, NL, AT, PT, FI, SE	0,1	-	-	5,5	408,8	-	0,4	0,0	26,8	3,8	54,6	-	-	-	-	-	-	0,6	1,9	-	3,3	-	-	-	0,2	2,6	-	-	508,409
05 03 01 01 0000 009	C4	Single Payment Scheme - payments > 300.000€ - 11% modulation - R.73/09, title III - calendar year 2009 - BE, DK, DE, IE, EL, ES, FR, IT, LU, NL, AT, PT, FI, SE	0,0	-	-	0,0	0,0	-	0,0	-	0,0	0,0	0,1	-	-	-	-	-	-	0,0	-	-	0,1	-	-	-	-	0,0	-	-	0,267
05 03 01 01 0000 009	NA	Single Payment Scheme - payments > 300.000€ - 11% modulation - R.73/09, title III - calendar year 2009 - BE, DK, DE, IE, EL, ES, FR, IT, LU, NL, AT, PT, FI, SE	-	-	-	-	-	-	-	-	-	-	-	-	-	-	-	-	-	-	-	-	-	-	-	-	-	-	-	-	-
05 03 01 01 0000 009		Single Payment Scheme - payments > 300.000€ - 11% modulation - R.73/09, title III - calendar year 2009 - BE, DK, DE, IE, EL, ES, FR, IT, LU, NL, AT, PT, FI, SE	0,1	-	-	5,5	408,9	-	0,4	0,0	26,8	3,8	54,7	-	-	-	-	-	-	0,6	1,9	-	3,4	-	-	-	0,2	2,6	-	-	508,676
05 03 01 01 0000 011	C1	Single Payment Scheme - payments < 5.000€ - 14% modulation - R.73/09, title III - calendar year 2009 - England, UK	-	-	-	-	-	-	-	-	-	-	-	-	-	-	-	-	-	-	-	-	-	-	-	-	-	-	405,3	-	405,277
05 03 01 01 0000 011	C4	Single Payment Scheme - payments < 5.000€ - 14% modulation - R.73/09, title III - calendar year 2009 - England, UK	-	-	-	-	-	-	-	-	-	-	-	-	-	-	-	-	-	-	-	-	-	-	-	-	-	-	4,5	-	4,463

ANNEX 33  
 EXPENDITURE CHARGED AGAINST THE 2010 BUDGET  
 DETAILS by ITEM and by MEMBER STATE

In EUR million

Budget Line	Fund source	Item	BE	BG	CZ	DK	DE	EE	IE	EL	ES	FR	IT	CY	LV	LT	LU	HU	MT	NL	AT	PL	PT	RO	SI	SK	FI	SE	UK	CE	TOTAL
05 03 01 01 0000 011	NA	Single Payment Scheme - payments < 5.000€ - 14% modulation - R.73/09, title III - calendar year 2009 - England, UK	-	-	-	-	-	-	-	-	-	-	-	-	-	-	-	-	-	-	-	-	-	-	-	-	-	-	-	-	-
05 03 01 01 0000 011		Single Payment Scheme - payments < 5.000€ - 14% modulation - R.73/09, title III - calendar year 2009 - England, UK	-	-	-	-	-	-	-	-	-	-	-	-	-	-	-	-	-	-	-	-	-	-	-	-	-	-	409,7	-	409,740
05 03 01 01 0000 012	C1	Single Payment Scheme - payments > 5.000€ - 19% modulation - R.73/09, title III - calendar year 2009 - England, UK	-	-	-	-	-	-	-	-	-	-	-	-	-	-	-	-	-	-	-	-	-	-	-	-	-	-	1.651,8	-	1.651,799
05 03 01 01 0000 012	C4	Single Payment Scheme - payments > 5.000€ - 19% modulation - R.73/09, title III - calendar year 2009 - England, UK	-	-	-	-	-	-	-	-	-	-	-	-	-	-	-	-	-	-	-	-	-	-	-	-	-	-	6,5	-	6,484
05 03 01 01 0000 012	NA	Single Payment Scheme - payments > 5.000€ - 19% modulation - R.73/09, title III - calendar year 2009 - England, UK	-	-	-	-	-	-	-	-	-	-	-	-	-	-	-	-	-	-	-	-	-	-	-	-	-	-	-	-	-
05 03 01 01 0000 012		Single Payment Scheme - payments > 5.000€ - 19% modulation - R.73/09, title III - calendar year 2009 - England, UK	-	-	-	-	-	-	-	-	-	-	-	-	-	-	-	-	-	-	-	-	-	-	-	-	-	-	1.658,3	-	1.658,283
05 03 01 01 0000 013	C1	Single Payment Scheme - payments < 5.000€ - 7% modulation - R.73/09, title III - calendar year 2009 - Northern Ireland, UK	-	-	-	-	-	-	-	-	-	-	-	-	-	-	-	-	-	-	-	-	-	-	-	-	-	-	111,5	-	111,502
05 03 01 01 0000 013	C4	Single Payment Scheme - payments < 5.000€ - 7% modulation - R.73/09, title III - calendar year 2009 - Northern Ireland, UK	-	-	-	-	-	-	-	-	-	-	-	-	-	-	-	-	-	-	-	-	-	-	-	-	-	-	0,4	-	0,417
05 03 01 01 0000 013	NA	Single Payment Scheme - payments < 5.000€ - 7% modulation - R.73/09, title III - calendar year 2009 - Northern Ireland, UK	-	-	-	-	-	-	-	-	-	-	-	-	-	-	-	-	-	-	-	-	-	-	-	-	-	-	-	-	-
05 03 01 01 0000 013		Single Payment Scheme - payments < 5.000€ - 7% modulation - R.73/09, title III - calendar year 2009 - Northern Ireland, UK	-	-	-	-	-	-	-	-	-	-	-	-	-	-	-	-	-	-	-	-	-	-	-	-	-	-	111,9	-	111,919
05 03 01 01 0000 014	C1	Single Payment Scheme - payments > 5.000€ - 12% modulation - R.73/09, title III - calendar year 2009 - Northern Ireland, UK	-	-	-	-	-	-	-	-	-	-	-	-	-	-	-	-	-	-	-	-	-	-	-	-	-	-	205,5	-	205,474
05 03 01 01 0000 014	C4	Single Payment Scheme - payments > 5.000€ - 12% modulation - R.73/09, title III - calendar year 2009 - Northern Ireland, UK	-	-	-	-	-	-	-	-	-	-	-	-	-	-	-	-	-	-	-	-	-	-	-	-	-	-	0,8	-	0,820
05 03 01 01 0000 014	NA	Single Payment Scheme - payments > 5.000€ - 12% modulation - R.73/09, title III - calendar year 2009 - Northern Ireland, UK	-	-	-	-	-	-	-	-	-	-	-	-	-	-	-	-	-	-	-	-	-	-	-	-	-	-	-	-	-
05 03 01 01 0000 014		Single Payment Scheme - payments > 5.000€ - 12% modulation - R.73/09, title III - calendar year 2009 - Northern Ireland, UK	-	-	-	-	-	-	-	-	-	-	-	-	-	-	-	-	-	-	-	-	-	-	-	-	-	-	206,3	-	206,294
05 03 01 01 0000 015	C1	Single Payment Scheme - payments < 5.000€ - 4,2% modulation - R.73/09, title III - calendar year 2009 - Wales, UK	-	-	-	-	-	-	-	-	-	-	-	-	-	-	-	-	-	-	-	-	-	-	-	-	-	-	64,3	-	64,337
05 03 01 01 0000 015	C4	Single Payment Scheme - payments < 5.000€ - 4,2% modulation - R.73/09, title III - calendar year 2009 - Wales, UK	-	-	-	-	-	-	-	-	-	-	-	-	-	-	-	-	-	-	-	-	-	-	-	-	-	-	0,1	-	0,090
05 03 01 01 0000 015	NA	Single Payment Scheme - payments < 5.000€ - 4,2% modulation - R.73/09, title III - calendar year 2009 - Wales, UK	-	-	-	-	-	-	-	-	-	-	-	-	-	-	-	-	-	-	-	-	-	-	-	-	-	-	-	-	-
05 03 01 01 0000 015		Single Payment Scheme - payments < 5.000€ - 4,2% modulation - R.73/09, title III - calendar year 2009 - Wales, UK	-	-	-	-	-	-	-	-	-	-	-	-	-	-	-	-	-	-	-	-	-	-	-	-	-	-	64,4	-	64,427
05 03 01 01 0000 016	C1	Single Payment Scheme - payments 5.000€-300.000 € - 9,2% modulation - R.73/09, title III - calendar year 2009 - Wales, UK	-	-	-	-	-	-	-	-	-	-	-	-	-	-	-	-	-	-	-	-	-	-	-	-	-	-	249,4	-	249,440

ANNEX 33  
 EXPENDITURE CHARGED AGAINST THE 2010 BUDGET  
 DETAILS by ITEM and by MEMBER STATE

In EUR million

Budget Line	Fund source	Item	BE	BG	CZ	DK	DE	EE	IE	EL	ES	FR	IT	CY	LV	LT	LU	HU	MT	NL	AT	PL	PT	RO	SI	SK	FI	SE	UK	CE	TOTAL
05 03 01 01 0000 016	C4	Single Payment Scheme - payments 5.000€-300.000 € - 9,2% modulation - R.73/09, title III - calendar year 2009 - Wales, UK	-	-	-	-	-	-	-	-	-	-	-	-	-	-	-	-	-	-	-	-	-	-	-	-	-	-	0,5	-	0,460
05 03 01 01 0000 016	NA	Single Payment Scheme - payments 5.000€-300.000 € - 9,2% modulation - R.73/09, title III - calendar year 2009 - Wales, UK	-	-	-	-	-	-	-	-	-	-	-	-	-	-	-	-	-	-	-	-	-	-	-	-	-	-	-	-	-
05 03 01 01 0000 016		Single Payment Scheme - payments 5.000€-300.000 € - 9,2% modulation - R.73/09, title III - calendar year 2009 - Wales, UK	-	-	-	-	-	-	-	-	-	-	-	-	-	-	-	-	-	-	-	-	-	-	-	-	-	-	249,9	-	249,900
05 03 01 01 0000 017	C1	Single Payment Scheme - payments > 300.000€ - 11% modulation - R.73/09, title III - calendar year 2009 - Wales, UK	-	-	-	-	-	-	-	-	-	-	-	-	-	-	-	-	-	-	-	-	-	-	-	-	-	-	1,0	-	0,967
05 03 01 01 0000 017	NA	Single Payment Scheme - payments > 300.000€ - 11% modulation - R.73/09, title III - calendar year 2009 - Wales, UK	-	-	-	-	-	-	-	-	-	-	-	-	-	-	-	-	-	-	-	-	-	-	-	-	-	-	-	-	-
05 03 01 01 0000 017		Single Payment Scheme - payments > 300.000€ - 11% modulation - R.73/09, title III - calendar year 2009 - Wales, UK	-	-	-	-	-	-	-	-	-	-	-	-	-	-	-	-	-	-	-	-	-	-	-	-	-	-	1,0	-	0,967
05 03 01 01 0000 018	C1	Single Payment Scheme - payments < 5.000€ - 8,5% modulation - R.73/09, title III - calendar year 2009 - Scotland, UK	-	-	-	-	-	-	-	-	-	-	-	-	-	-	-	-	-	-	-	-	-	-	-	-	-	-	69,7	-	69,730
05 03 01 01 0000 018	C4	Single Payment Scheme - payments < 5.000€ - 8,5% modulation - R.73/09, title III - calendar year 2009 - Scotland, UK	-	-	-	-	-	-	-	-	-	-	-	-	-	-	-	-	-	-	-	-	-	-	-	-	-	-	0,0	-	0,025
05 03 01 01 0000 018	NA	Single Payment Scheme - payments < 5.000€ - 8,5% modulation - R.73/09, title III - calendar year 2009 - Scotland, UK	-	-	-	-	-	-	-	-	-	-	-	-	-	-	-	-	-	-	-	-	-	-	-	-	-	-	-	-	-
05 03 01 01 0000 018		Single Payment Scheme - payments < 5.000€ - 8,5% modulation - R.73/09, title III - calendar year 2009 - Scotland, UK	-	-	-	-	-	-	-	-	-	-	-	-	-	-	-	-	-	-	-	-	-	-	-	-	-	-	69,8	-	69,755
05 03 01 01 0000 019	C1	Single Payment Scheme - payments > 5.000€ - 13,5% modulation - R.73/09, title III - calendar year 2009 - Scotland, UK	-	-	-	-	-	-	-	-	-	-	-	-	-	-	-	-	-	-	-	-	-	-	-	-	-	-	494,2	-	494,184
05 03 01 01 0000 019	C4	Single Payment Scheme - payments > 5.000€ - 13,5% modulation - R.73/09, title III - calendar year 2009 - Scotland, UK	-	-	-	-	-	-	-	-	-	-	-	-	-	-	-	-	-	-	-	-	-	-	-	-	-	-	0,0	-	0,045
05 03 01 01 0000 019	NA	Single Payment Scheme - payments > 5.000€ - 13,5% modulation - R.73/09, title III - calendar year 2009 - Scotland, UK	-	-	-	-	-	-	-	-	-	-	-	-	-	-	-	-	-	-	-	-	-	-	-	-	-	-	-	-	-
05 03 01 01 0000 019		Single area payment scheme - new Member States - R.1782/03, Art.143b) - calendar year 2006 and earlier - CZ, EE, CY, LT, LV, HU, PL, SK	-	-	-	-	-	-	-	-	-	-	-	-	-	-	-	-	-	-	-	-	-	-	-	-	-	-	494,2	-	494,229
05 03 01 01	C1	SPS (single payment scheme)	337,3	-	-	913,2	5.357,7	-	1.260,1	2.072,4	3.431,5	5.752,8	3.494,4	-	-	34,7	-	3,4	684,8	617,6	-	385,8	-	72,3	-	497,6	658,4	3.252,1	-	28.826,050	
05 03 01 01	C4	SPS (single payment scheme)	0,1	-	-	0,2	1,3	-	4,4	25,6	11,9	16,3	23,4	-	-	0,0	-	0,0	0,0	0,3	-	5,6	-	0,2	-	0,0	0,2	14,5	-	104,173	
05 03 01 01	C5	SPS (single payment scheme)	140,7	-	-	-	-	-	-	-	-	-	-	-	-	-	-	-	-	-	-	-	-	-	-	-	-	-	-	-	140,679
05 03 01 01	NA	SPS (single payment scheme)	-	-	-	-	-	-	-	-	-	-	-	-	-	-	-	-	-	-	-	-	-	-	-	-	-	-	-	-	-
05 03 01 01		SPS (single payment scheme)	478,1	-	-	913,4	5.359,0	-	1.264,6	2.098,0	3.443,4	5.769,2	3.517,7	-	-	34,7	-	3,4	684,9	617,9	-	391,4	-	72,4	-	497,7	658,6	3.266,6	-	29.070,902	
05 03 01 02 0000 003	C1	Single area payment scheme - new Member States - R.1782/03, Art.143b) - calendar year 2006 and earlier - CZ, EE, CY, LT, LV, HU, PL, SK	-	-	0,0	-	-	0,0	-	-	-	-	-	-	0,0	0,0	-	0,0	-	-	-	0,2	-	-	-	0,0	-	-	-	-	0,193
05 03 01 02 0000 004	C1	Single area payment scheme - new Member States - R.1782/03, Art.143b) - calendar year 2007 - BG, CZ, EE, CY, LT, LV, HU, PL, RO, SK	-	-0,0	0,0	-	-	-	-	-	-	-	-	-	0,0	0,0	-	0,4	-	-	-	0,2	-	-0,3	-	0,0	-	-	-	-	0,284
05 03 01 02 0000 005	C1	Single area payment scheme - new Member States - R.1782/03, Art.143b) - calendar year 2008 - BG, CZ, EE, CY, LT, LV, HU, PL, RO, SK	-	0,1	0,0	-	-	0,0	-	-	-	-	-	-	0,0	0,1	-	1,8	-	-	-	1,0	-	3,9	-	0,2	-	-	-	-	7,144
05 03 01 02 0000 006	C1	Single area payment scheme - R.73/09, Art.122 - calendar year 2009 - BG, CZ, EE, CY, LT, LV, HU, PL, RO, SK	-	272,0	517,0	-	-	60,6	-	-	-	-	-	-	28,7	83,5	220,0	-	768,9	-	-	1.670,3	-	607,3	-	225,0	-	-	-	-	4.453,306











ANNEX 33  
 EXPENDITURE CHARGED AGAINST THE 2010 BUDGET  
 DETAILS by ITEM and by MEMBER STATE

In EUR million

Budget Line	Fund source	Item	BE	BG	CZ	DK	DE	EE	IE	EL	ES	FR	IT	CY	LV	LT	LU	HU	MT	NL	AT	PL	PT	RO	SI	SK	FI	SE	UK	CE	TOTAL
05 03 02 07 2121 128	C1	Additional premium - suckler cow - payments 5.000€-300.000 € - 7% modulation - R.1782/03, Art.125(5) - calendar year 2009 - BE, ES, AT, PT	16,8	-	-	-	-	-	-	-	21,2	-	-	-	-	-	-	-	-	-	0,1	-	7,3	-	-	-	-	-	-	-	45,342
05 03 02 07 2121 129	C1	Additional premium - suckler cow - payments > 300.000 € - 11% modulation - R.1782/03, Art.125(5) - calendar year 2009 - BE, ES, AT, PT	0,0	-	-	-	-	-	-	-	0,5	-	-	-	-	-	-	-	-	-	0,0	-	0,1	-	-	-	-	-	-	0,567	
05 03 02 07	C1	Additional suckler-cow premium	18,1	-	-	-	-	-	-	-	24,4	-0,0	0,0	-	-	-	-	-	-	-	0,1	-	9,0	-	0,0	-	-	-	0,0	51,566	
05 03 02 08 2122 009		Special premium - R.1254/99, Art.4 - calendar year 1995 - Germany	-	-	-	-	-	-	-	-	-	-	-	-	-	-	-	-	-	-	-	-	-	-	-	-	-	-	-	-	
05 03 02 08 2122 079		Special premium - calendar year 2004 - 2. tranche - Art.1(1), R.1540/05 - IE, UK	-	-	-	-	-	-	-	-	-	-	-	-	-	-	-	-	-	-	-	-	-	-	-	-	-	-	-	-	
05 03 02 08 2122 081	C1	Special premium - calendar year 2006 and earlier - 1. tranche - R.1782/03, Art.123 - castrated	-	-	-	0,0	0,0	-	0,0	-	0,0	-0,0	0,0	-	-	-	-	-	-	0,0	-0,0	-	-	-	-	-	-	-	-0,0	-	0,007
05 03 02 08 2122 083	C1	Special premium - calendar year 2006 and earlier - 2. tranche - R.1782/03, Art.123 - castrated	-	-	-	0,0	0,0	-	0,0	-	-	-0,0	-	-	-	-	-	-	-	0,0	-0,0	-	-	-	-	-	-	-	-	0,0	0,006
05 03 02 08 2122 085	C1	Special premium - calendar year 2006 and earlier - R.1782/03, Art.123 - not castrated	0,0	-	-	-0,1	0,0	-	0,0	-0,0	0,1	-0,0	-0,1	-	-	-	-	-	-	0,0	-0,0	-	0,0	-	0,0	0,0	0,0	0,0	-	-0,118	
05 03 02 08 2122 087	C1	Special premium - calendar year 2007 - 1. tranche - R.1782/03, Art.123 - castrated - DK, SI, FI, SE	-	-	-	0,0	-	-	-	-	-	-	-	-	-	-	-	-	-	-	-	-	-	-	-	-	0,0	-	-	0,001	
05 03 02 08 2122 089	C1	Special premium - calendar year 2007 - 2. tranche - R.1782/03, Art.123 - castrated - DK, SI, FI, SE	-	-	-	-0,0	-	-	-	-	-	-	-	-	-	-	-	-	-	-	-	-	-	-	-	-	-	-	-	-0,000	
05 03 02 08 2122 091	C1	Special premium - calendar year 2007 - R.1782/03, Art.123 - not castrated - DK, SI, FI, SE	-	-	-	-0,0	-	-	-	-	-	-	-	-	-	-	-	-	-	-	-	-	-	-	0,0	-	0,0	-0,0	-	0,009	
05 03 02 08 2122 093	C1	Special premium - calendar year 2008 - 1. tranche - R.1782/03, Art.123 - castrated - DK, SI, FI, SE	-	-	-	-0,0	-	-	-	-	-	-	-	-	-	-	-	-	-	-	-	-	-	-	-	-	0,0	-	-	0,000	
05 03 02 08 2122 095	C1	Special premium - calendar year 2008 - 2. tranche - R.1782/03, Art.123 - castrated - DK, SI, FI, SE	-	-	-	-0,0	-	-	-	-	-	-	-	-	-	-	-	-	-	-	-	-	-	-	-	-	0,0	-	-	0,002	
05 03 02 08 2122 097	C1	Special premium - calendar year 2008 - R.1782/03, Art.123 - not castrated - DK, SI, FI, SE	-	-	-	-0,1	-	-	-	-	-	-	-	-	-	-	-	-	-	-	-	-	-	-	0,0	-	0,0	0,0	-	-0,062	
05 03 02 08 2122 098	C1	Special premium - castrated - 1. tranche - 0% modulation - R.1782/03, Art.123; R.1973/04, Art.126 - calendar year 2009 - DK, SI, FI, SE	-	-	-	0,1	-	-	-	-	-	-	-	-	-	-	-	-	-	-	-	-	-	-	0,0	-	0,0	1,3	-	1,415	
05 03 02 08 2122 099	C1	Special premium - castrated - 1. tranche - payments 5.000 €-300.000 € - 7% modulation - R.1782/03, Art.123; R.1973/04, Art.126 - calendar year 2009 - DK, FI, SE	-	-	-	0,7	-	-	-	-	-	-	-	-	-	-	-	-	-	-	-	-	-	-	-	0,0	3,0	-	-	3,658	
05 03 02 08 2122 100	C1	Special premium - castrated - 1. tranche - payments > 300.000 € - 11% modulation - R.1782/03, Art.123; R.1973/04, Art.126 - calendar year 2009 - DK, FI, SE	-	-	-	0,0	-	-	-	-	-	-	-	-	-	-	-	-	-	-	-	-	-	-	-	-	0,0	-	-	0,041	
05 03 02 08 2122 104	C1	Special premium - castrated - 2. tranche - 0% modulation - R.1782/03, Art.123; R.1973/04, Art.126 - calendar year 2009 - DK, SI, FI, SE	-	-	-	0,1	-	-	-	-	-	-	-	-	-	-	-	-	-	-	-	-	-	-	0,1	-	0,0	1,3	-	1,426	
05 03 02 08 2122 105	C1	Special premium - castrated - 2. tranche - payments 5.000 €-300.000 € - 7% modulation - R.1782/03, Art.123; R.1973/04, Art.126 - calendar year 2009 - DK, FI, SE	-	-	-	0,6	-	-	-	-	-	-	-	-	-	-	-	-	-	-	-	-	-	-	-	0,0	2,9	-	-	3,502	
05 03 02 08 2122 106	C1	Special premium - castrated - 2. tranche - payments > 300.000 € - 11% modulation - R.1782/03, Art.123; R.1973/04, Art.126 - calendar year 2009 - DK, FI, SE	-	-	-	0,0	-	-	-	-	-	-	-	-	-	-	-	-	-	-	-	-	-	-	-	-	0,0	-	-	0,024	
05 03 02 08 2122 110	C1	Special premium - not castrated - 0% modulation - R.1782/03, Art.123; R.1973/04, Art.126 - calendar year 2009 - DK, SI, FI, SE	-	-	-	2,0	-	-	-	-	-	-	-	-	-	-	-	-	-	-	-	-	-	-	5,8	-	0,6	6,2	-	14,596	
05 03 02 08 2122 111	C1	Special premium - not castrated - payments 5.000 €-300.000 € - 7% modulation - R.1782/03, Art.123; R.1973/04, Art.126 - calendar year 2009 - DK, FI, SE	-	-	-	25,2	-	-	-	-	-	-	-	-	-	-	-	-	-	-	-	-	-	-	-	-	21,4	19,2	-	65,710	
05 03 02 08 2122 112	C1	Special premium - not castrated - payments > 300.000 € - 11% modulation - R.1782/03, Art.123; R.1973/04, Art.126 - calendar year 2009 - DK, FI, SE	-	-	-	1,7	-	-	-	-	-	-	-	-	-	-	-	-	-	-	-	-	-	-	-	0,1	0,1	-	-	1,901	
05 03 02 08	C1	Beef special premium	0,0	-	-	30,2	0,0	-	0,0	-0,0	0,1	-0,0	-0,1	-	-	-	-	-	-	0,0	-0,0	-	0,0	-	5,9	-	22,1	34,0	0,0	-	92,119













ANNEX 33  
 EXPENDITURE CHARGED AGAINST THE 2010 BUDGET  
 DETAILS by ITEM and by MEMBER STATE

In EUR million

Budget Line	Fund source	Item	BE	BG	CZ	DK	DE	EE	IE	EL	ES	FR	IT	CY	LV	LT	LU	HU	MT	NL	AT	PL	PT	RO	SI	SK	FI	SE	UK	CE	TOTAL
05 03 02 24 0000 004	C1	Specific quality premium - durum wheat - R.1782/03, Art.72 - calendar year 2007 - EL, ES, FR, IT, AT, PT	-	-	-	-	-	-	-	-	0,0	0,0	-0,0	-	-	-	-	-	-	-	-	-	-	-	-	-	-	-	-	-	-0,011
05 03 02 24 0000 005	C1	Specific quality premium - durum wheat - R.1782/03, Art.72 - calendar year 2008 - EL, ES, FR, IT, AT, PT	-	-	-	-	-	-	-	-	0,0	0,0	0,2	-	-	-	-	-	-	-	-	-	-	-	-	-	-	-	-	-	0,185
05 03 02 24 0000 006	C1	Specific quality premium - durum wheat - 0% modulation R.1782/03, Art.72 - calendar year 2009 - EL, ES, FR, IT, AT, PT	-	-	-	-	-	-	-	6,5	1,9	1,8	10,5	-	-	-	-	-	-	-	0,0	-	0,0	-	-	-	-	-	-	-	20,726
05 03 02 24 0000 007	C1	Specific quality premium - durum wheat - payments 5.000 €-300.000 € - 7% modulation - R.1782/03, Art.72 - calendar year 2009 - EL, ES, FR, IT, AT, PT	-	-	-	-	-	-	-	11,5	16,7	6,0	24,2	-	-	-	-	-	-	-	0,2	-	0,0	-	-	-	-	-	-	-	58,660
05 03 02 24 0000 008	C1	Specific quality premium - durum wheat - payments > 300.000 € - 11% modulation - R.1782/03, Art.72 - calendar year 2009 - EL, ES, FR, IT, AT, PT	-	-	-	-	-	-	-	-	0,7	0,0	0,3	-	-	-	-	-	-	-	0,0	-	0,0	-	-	-	-	-	-	-	1,052
05 03 02 24	C1	Specific quality premium for durum wheat	-	-	-	-	-	-	-	18,1	19,3	7,8	35,2	-	-	-	-	-	-	-	0,3	-	0,0	-	-	-	-	-	-	-	80,676
05 03 02 25 0000 003	C1	Protein crops premium - R.1782/03, Art.76 - calendar year 2006 and earlier - EU 15, MT, SI	0,0	-	-	0,0	0,0	-	-	-	0,0	0,0	0,0	-	-	-	0,0	-	-	-	-0,0	-	-	-	-	-	-	0,0	0,1	-	0,122
05 03 02 25 0000 004	C1	Protein crops premium - R.1782/03, Art.76 - calendar year 2007 - EU 15, MT, SI	-	-	-	-0,0	0,0	-	-	-	0,0	0,0	-0,0	-	-	-	0,0	-	-	-	-0,0	-	-	-	-	-	-	-	0,0	-	0,004
05 03 02 25 0000 005	C1	Protein crops premium - R.1782/03, Art.76 - calendar year 2008 - EU 15, MT, SI	0,0	-	-	-	0,0	-	-	-	0,0	0,0	0,0	-	-	-	-	-	-	0,0	-0,0	-	-	-	0,0	-	0,0	0,0	0,1	-	0,086
05 03 02 25 0000 006	C1	Protein crops premium - 0% modulation - R.73/09, Art.79 - calendar year 2009 - BE, DK, DE, IE, EL, ES, FR, IT, LU, MT, NL, AT, PT, SI, FI, SE	0,0	-	-	0,0	0,1	-	0,0	0,0	4,6	1,4	1,1	-	-	-	-	-	-	0,0	0,1	-	0,1	-	0,0	-	0,0	0,4	-	-	7,892
05 03 02 25 0000 007	C1	Protein crops premium - payments 5.000 €-300.000 € - 7% modulation - R.73/09, Art.79 - calendar year 2009 - BE, DK, DE, IE, EL, ES, FR, IT, LU, NL, AT, PT, FI, SE	0,1	-	-	0,5	2,3	-	0,2	0,1	5,1	9,2	3,1	-	-	-	0,0	-	-	0,0	0,8	-	0,2	-	-	-	0,6	1,7	-	-	23,960
05 03 02 25 0000 008	C1	Protein crops premium - payments > 300.000 € - 11% modulation - R.73/09, Art.79 - calendar year 2009 - BE, DK, DE, IE, EL, ES, FR, IT, LU, NL, AT, PT, FI, SE	-	-	-	0,0	1,4	-	-	-	0,1	0,0	0,0	-	-	-	-	-	-	-	0,0	-	0,0	-	-	-	-	0,0	-	-	1,524
05 03 02 25 0000 010	C1	Protein crops premium - payments < 5.000 € - 14% modulation - R.73/09, Art.79 - calendar year 2009 - England, UK	-	-	-	-	-	-	-	-	-	-	-	-	-	-	-	-	-	-	-	-	-	-	-	-	-	-	1,2	-	1,213
05 03 02 25 0000 011	C1	Protein crops premium - payments > 5.000 € - 19% modulation - R.73/09, Art.79 - calendar year 2009 - England, UK	-	-	-	-	-	-	-	-	-	-	-	-	-	-	-	-	-	-	-	-	-	-	-	-	-	-	7,4	-	7,444
05 03 02 25 0000 012	C1	Protein crops premium - payments < 5.000 € - 7% modulation - R.73/09, Art.79 - calendar year 2009 - Northern Ireland, UK	-	-	-	-	-	-	-	-	-	-	-	-	-	-	-	-	-	-	-	-	-	-	-	-	-	-	0,0	-	0,016
05 03 02 25 0000 013	C1	Protein crops premium - payments > 5.000 € - 12% modulation - R.73/09, Art.79 - calendar year 2009 - Northern Ireland, UK	-	-	-	-	-	-	-	-	-	-	-	-	-	-	-	-	-	-	-	-	-	-	-	-	-	-	-	-	-
05 03 02 25 0000 014	C1	Protein crops premium - payments < 5.000 € - 4,2% modulation - R.73/09, Art.79 - calendar year 2009 - Wales, UK	-	-	-	-	-	-	-	-	-	-	-	-	-	-	-	-	-	-	-	-	-	-	-	-	-	-	0,0	-	0,000
05 03 02 25 0000 015	C1	Protein crops premium - payments 5.000 €-300.000 € - 9,2% modulation - R.73/09, Art.79 - calendar year 2009 - Wales, UK	-	-	-	-	-	-	-	-	-	-	-	-	-	-	-	-	-	-	-	-	-	-	-	-	-	-	0,1	-	0,056
05 03 02 25 0000 016	C1	Protein crops premium - payments > 300.000 € - 11% modulation - R.73/09, Art.79 - calendar year 2009 - Wales, UK	-	-	-	-	-	-	-	-	-	-	-	-	-	-	-	-	-	-	-	-	-	-	-	-	-	-	0,0	-	0,007
05 03 02 25 0000 017	C1	Protein crops premium - payments < 5.000 € - 8,5% modulation - R.73/09, Art.79 - calendar year 2009 - Scotland, UK	-	-	-	-	-	-	-	-	-	-	-	-	-	-	-	-	-	-	-	-	-	-	-	-	-	-	0,0	-	0,005
05 03 02 25 0000 018	C1	Protein crops premium - payments > 5.000 € - 13,5% modulation - R.73/09, Art.79 - calendar year 2009 - Scotland, UK	-	-	-	-	-	-	-	-	-	-	-	-	-	-	-	-	-	-	-	-	-	-	-	-	-	-	0,3	-	0,345
05 03 02 25	C1	Protein crop premium	0,1	-	-	0,5	3,8	-	0,2	0,1	9,8	10,5	4,2	-	-	-	0,0	-	-	0,0	1,0	-	0,3	-	0,0	-	0,6	2,2	9,3	-	42,671





ANNEX 33  
 EXPENDITURE CHARGED AGAINST THE 2010 BUDGET  
 DETAILS by ITEM and by MEMBER STATE

In EUR million

Budget Line	Fund source	Item	BE	BG	CZ	DK	DE	EE	IE	EL	ES	FR	IT	CY	LV	LT	LU	HU	MT	NL	AT	PL	PT	RO	SI	SK	FI	SE	UK	CE	TOTAL
05 03 02 27 0000 008		Aid - energy crops - payments > 300.000 € - 11% modulation - R.1782/03, Art.88 - calendar year 2009 - BE, DK, DE, IE, EL, ES, FR, IT, LU, NL, AT, PT, FI, SE	-	-	-	0,1	4,2	-	-	-	0,0	0,0	0,1	-	-	-	-	-	-	-	0,0	-	-	-	-	-	0,1	0,0	-	-	4,571
05 03 02 27 0000 010	C1	Aid - energy crops - payments < 5.000 € - 14% modulation - R.1782/03, Art.88 - calendar year 2009 - England, UK	-	-	-	-	-	-	-	-	-	-	-	-	-	-	-	-	-	-	-	-	-	-	-	-	-	-	0,3	-	0,334
05 03 02 27 0000 010	NA	Aid - energy crops - payments < 5.000 € - 14% modulation - R.1782/03, Art.88 - calendar year 2009 - England, UK	-	-	-	-	-	-	-	-	-	-	-	-	-	-	-	-	-	-	-	-	-	-	-	-	-	-	-	-	-
05 03 02 27 0000 010		Aid - energy crops - payments > 5.000 € - 19% modulation - R.1782/03, Art.88 - calendar year 2009 - England, UK	-	-	-	-	-	-	-	-	-	-	-	-	-	-	-	-	-	-	-	-	-	-	-	-	-	0,3	-	0,334	
05 03 02 27 0000 011	C1	Aid - energy crops - payments > 5.000 € - 19% modulation - R.1782/03, Art.88 - calendar year 2009 - England, UK	-	-	-	-	-	-	-	-	-	-	-	-	-	-	-	-	-	-	-	-	-	-	-	-	-	-	2,7	-	2,703
05 03 02 27 0000 011	NA	Aid - energy crops - payments > 5.000 € - 19% modulation - R.1782/03, Art.88 - calendar year 2009 - England, UK	-	-	-	-	-	-	-	-	-	-	-	-	-	-	-	-	-	-	-	-	-	-	-	-	-	-	-	-	-
05 03 02 27 0000 011		Aid - energy crops - payments < 5.000 € - 7% modulation - R.1782/03, Art.88 - calendar year 2009 - England, UK	-	-	-	-	-	-	-	-	-	-	-	-	-	-	-	-	-	-	-	-	-	-	-	-	-	2,7	-	2,703	
05 03 02 27 0000 012	C1	Aid - energy crops - payments < 5.000 € - 7% modulation - R.1782/03, Art.88 - calendar year 2009 - Northern Ireland, UK	-	-	-	-	-	-	-	-	-	-	-	-	-	-	-	-	-	-	-	-	-	-	-	-	-	0,0	-	0,034	
05 03 02 27 0000 012	NA	Aid - energy crops - payments < 5.000 € - 7% modulation - R.1782/03, Art.88 - calendar year 2009 - Northern Ireland, UK	-	-	-	-	-	-	-	-	-	-	-	-	-	-	-	-	-	-	-	-	-	-	-	-	-	-	-	-	-
05 03 02 27 0000 012		Aid - energy crops - payments > 5.000 € - 12% modulation - R.1782/03, Art.88 - calendar year 2009 - Northern Ireland, UK	-	-	-	-	-	-	-	-	-	-	-	-	-	-	-	-	-	-	-	-	-	-	-	-	-	0,0	-	0,034	
05 03 02 27 0000 013		Aid - energy crops - payments < 5.000 € - 4,2% modulation - R.1782/03, Art.88 - calendar year 2009 - Wales, UK	-	-	-	-	-	-	-	-	-	-	-	-	-	-	-	-	-	-	-	-	-	-	-	-	-	-	-	-	-
05 03 02 27 0000 014		Aid - energy crops - payments 5.000 €-300.000 € - 9,2% modulation - R.1782/03, Art.88 - calendar year 2009 - Wales, UK	-	-	-	-	-	-	-	-	-	-	-	-	-	-	-	-	-	-	-	-	-	-	-	-	-	-	-	-	-
05 03 02 27 0000 015	C1	Aid - energy crops - payments 5.000 €-300.000 € - 9,2% modulation - R.1782/03, Art.88 - calendar year 2009 - Wales, UK	-	-	-	-	-	-	-	-	-	-	-	-	-	-	-	-	-	-	-	-	-	-	-	-	-	0,0	-	0,008	
05 03 02 27 0000 015	NA	Aid - energy crops - payments 5.000 €-300.000 € - 9,2% modulation - R.1782/03, Art.88 - calendar year 2009 - Wales, UK	-	-	-	-	-	-	-	-	-	-	-	-	-	-	-	-	-	-	-	-	-	-	-	-	-	-	-	-	-
05 03 02 27 0000 015		Aid - energy crops - payments > 300.000 € - 11% modulation - R.1782/03, Art.88 - calendar year 2009 - Wales, UK	-	-	-	-	-	-	-	-	-	-	-	-	-	-	-	-	-	-	-	-	-	-	-	-	-	0,0	-	0,008	
05 03 02 27 0000 016		Aid - energy crops - payments < 5.000 € - 8,5% modulation - R.1782/03, Art.88 - calendar year 2009 - Wales, UK	-	-	-	-	-	-	-	-	-	-	-	-	-	-	-	-	-	-	-	-	-	-	-	-	-	-	-	-	-
05 03 02 27 0000 017	C1	Aid - energy crops - payments < 5.000 € - 8,5% modulation - R.1782/03, Art.88 - calendar year 2009 - Scotland, UK	-	-	-	-	-	-	-	-	-	-	-	-	-	-	-	-	-	-	-	-	-	-	-	-	-	0,0	-	0,003	
05 03 02 27 0000 017	NA	Aid - energy crops - payments < 5.000 € - 8,5% modulation - R.1782/03, Art.88 - calendar year 2009 - Scotland, UK	-	-	-	-	-	-	-	-	-	-	-	-	-	-	-	-	-	-	-	-	-	-	-	-	-	-	-	-	-
05 03 02 27 0000 017		Aid - energy crops - payments < 5.000 € - 8,5% modulation - R.1782/03, Art.88 - calendar year 2009 - Scotland, UK	-	-	-	-	-	-	-	-	-	-	-	-	-	-	-	-	-	-	-	-	-	-	-	-	-	0,0	-	0,003	



ANNEX 33  
 EXPENDITURE CHARGED AGAINST THE 2010 BUDGET  
 DETAILS by ITEM and by MEMBER STATE

In EUR million

Budget Line	Fund source	Item	BE	BG	CZ	DK	DE	EE	IE	EL	ES	FR	IT	CY	LV	LT	LU	HU	MT	NL	AT	PL	PT	RO	SI	SK	FI	SE	UK	CE	TOTAL
05 03 02 36 0000 027		Payments - olive oil - R.1782/03, Art.69 - calendar year 2007 - EL, PT	-	-	-	-	-	-	-	-	-	-	-	-	-	-	-	-	-	-	-	-	-	-	-	-	-	-	-	-	-
05 03 02 36 0000 028	C1	Payments - tobacco - R.1782/03, Art.69 - calendar year 2007 - EL, ES	-	-	-	-	-	-	-	-	0,0	-	-	-	-	-	-	-	-	-	-	-	-	-	-	-	-	-	-	-	0,001
05 03 02 36 0000 029	C1	Payments - sugar - R.1782/03, Art.69 - calendar year 2007 - EL, ES, IT, PT	-	-	-	-	-	-	-	-	0,1	-	0,0	-	-	-	-	-	-	-	-	-	-	-	-	-	-	-	-	-	0,153
05 03 02 36 0000 030	C1	Payments - milk products - R.1782/03, Art.69 - calendar year 2007 - ES	-	-	-	-	-	-	-	-	-0,0	-	-	-	-	-	-	-	-	-	-	-	-	-	-	-	-	-	-	-	-0,001
05 03 02 36 0000 031	C1	Payments - all products - R.1782/03, Art.69 - calendar year 2008 - SE	-	-	-	-	-	-	-	-	-	-	-	-	-	-	-	-	-	-	-	-	-	-	-	-	0,0	-	-	-	0,014
05 03 02 36 0000 032	C1	Payments - arable crops - R.1782/03, Art.69 - calendar year 2008 - EL, IT, PT, FI	-	-	-	-	-	-	-	-	-	-	0,7	-	-	-	-	-	-	-	-	-	-	-0,0	-	-	0,0	-	-	-	0,749
05 03 02 36 0000 033		Payments - rice - R.1782/03, Art.69 - calendar year 2008 - PT	-	-	-	-	-	-	-	-	-	-	-	-	-	-	-	-	-	-	-	-	-	-	-	-	-	-	-	-	-
05 03 02 36 0000 034	C1	Payments - beef/veal - R.1782/03, Art.69 - calendar year 2008 - EL, ES, IT, PT, SI, FI, UK	-	-	-	-	-	-	-	-	0,5	-	0,4	-	-	-	-	-	-	-	-	-	-	-	-	0,0	0,0	-	0,0	-	0,959
05 03 02 36 0000 035	C1	Payments - sheep and goat sector - R.1782/03, Art.69 - calendar year 2008 - EL, IT, PT	-	-	-	-	-	-	-	-	-	-	0,0	-	-	-	-	-	-	-	-	-	-	-	-	-	-	-	-	-	0,046
05 03 02 36 0000 036	C1	Payments - cotton - R.1782/03, Art.69 - calendar year 2008 - ES	-	-	-	-	-	-	-	-	0,0	-	-	-	-	-	-	-	-	-	-	-	-	-	-	-	-	-	-	-	0,022
05 03 02 36 0000 037	C1	Payments - olive oil - R.1782/03, Art.69 - calendar year 2008 - EL, PT	-	-	-	-	-	-	-	-	-	-	-	-	-	-	-	-	-	-	-	-	-	-0,0	-	-	-	-	-	-	-0,001
05 03 02 36 0000 038	C1	Payments - tobacco - R.1782/03, Art.69 - calendar year 2008 - EL, ES	-	-	-	-	-	-	-	-	0,0	-	-	-	-	-	-	-	-	-	-	-	-	-	-	-	-	-	-	-	0,002
05 03 02 36 0000 039	C1	Payments - sugar - R.1782/03, Art.69 - calendar year 2008 - EL, ES, IT, PT	-	-	-	-	-	-	-	-	0,5	-	0,1	-	-	-	-	-	-	-	-	-	-	-	-	-	-	-	-	-	0,621
05 03 02 36 0000 040	C1	Payments - milk products - R.1782/03, Art.69 - calendar year 2008 - ES	-	-	-	-	-	-	-	-	0,1	-	-	-	-	-	-	-	-	-	-	-	-	-	-	-	-	-	-	-	0,130
05 03 02 36 0000 041	C1	Payments - all products - 0% modulation - R.1782/03, Art.69 - calendar year 2009 - SE	-	-	-	-	-	-	-	-	-	-	-	-	-	-	-	-	-	-	-	-	-	-	-	-	1,3	-	-	-	1,282
05 03 02 36 0000 042	C1	Payments - all products - payments 5.000 €-300.000 € - 7% modulation - R.1782/03, Art.69 - calendar year 2009 - SE	-	-	-	-	-	-	-	-	-	-	-	-	-	-	-	-	-	-	-	-	-	-	-	-	1,9	-	-	-	1,864
05 03 02 36 0000 043	C1	Payments - all products - payments > 300.000 € - 11% modulation - R.1782/03, Art.69 - calendar year 2009 - SE	-	-	-	-	-	-	-	-	-	-	-	-	-	-	-	-	-	-	-	-	-	-	-	-	0,0	-	-	-	0,001
05 03 02 36 0000 044	C1	Payments - arable crops - 0% modulation - R.1782/03, Art.69 - calendar year 2009 - EL, IT, PT, FI	-	-	-	-	-	-	-	15,9	-	-	34,5	-	-	-	-	-	-	-	-	-	-	0,2	-	-	0,3	-	-	-	50,829
05 03 02 36 0000 045	C1	Payments - arable crops - payments 5.000 €-300.000 € - 7% modulation - R.1782/03, Art.69 - calendar year 2009 - EL, IT, PT, FI	-	-	-	-	-	-	-	28,1	-	-	89,6	-	-	-	-	-	-	-	-	-	1,5	-	-	4,9	-	-	-	-	124,151
05 03 02 36 0000 046	C1	Payments - arable crops - payments > 300.000 € - 11% modulation - R.1782/03, Art.69 - calendar year 2009 - EL, IT, PT, FI	-	-	-	-	-	-	-	-	-	-	2,7	-	-	-	-	-	-	-	-	-	0,1	-	-	-	-	-	-	-	2,806
05 03 02 36 0000 048	C1	Payments - rice - 0% modulation - R.1782/03, Art.69 - calendar year 2009 - PT	-	-	-	-	-	-	-	-	-	-	-	-	-	-	-	-	-	-	-	-	0,0	-	-	-	-	-	-	-	0,002
05 03 02 36 0000 049	C1	Payments - rice - payments 5.000 €-300.000 € - 7% modulation - R.1782/03, Art.69 - calendar year 2009 - PT	-	-	-	-	-	-	-	-	-	-	-	-	-	-	-	-	-	-	-	-	0,1	-	-	-	-	-	-	-	0,123
05 03 02 36 0000 050	C1	Payments - beef/veal - 0% modulation - R.1782/03, Art.69 - calendar year 2009 - EL, ES, IT, PT, SI, FI	-	-	-	-	-	-	-	0,9	10,6	-	2,0	-	-	-	-	-	-	-	-	-	0,0	-	4,4	-	0,4	-	-	-	18,288
05 03 02 36 0000 051	C1	Payments - beef/veal - payments 5.000 €-300.000 € - 7% modulation - R.1782/03, Art.69 - calendar year 2009 - EL, ES, IT, PT, FI	-	-	-	-	-	-	-	7,1	38,4	-	18,3	-	-	-	-	-	-	-	-	-	1,4	-	-	-	8,9	-	-	-	74,139
05 03 02 36 0000 052	C1	Payments - beef/veal - payments > 300.000 € - 11% modulation - R.1782/03, Art.69 - calendar year 2009 - EL, ES, IT, PT, FI	-	-	-	-	-	-	-	-	0,3	-	3,0	-	-	-	-	-	-	-	-	-	0,1	-	-	0,0	-	-	-	-	3,375



































ANNEX 33  
 EXPENDITURE CHARGED AGAINST THE 2010 BUDGET  
 DETAILS by ITEM and by MEMBER STATE

In EUR million

Budget Line	Fund source	Item	BE	BG	CZ	DK	DE	EE	IE	EL	ES	FR	IT	CY	LV	LT	LU	HU	MT	NL	AT	PL	PT	RO	SI	SK	FI	SE	UK	CE	TOTAL
05 07 01 06 0000 066	NA	Decision 2010/56/EU - accounting clearance 2008 - BE, DE, PT, RO	-	-	-	-	-	-	-	-	-	-	-	-	-	-	-	-	-	-	-	-	-	-	-	-	-	-	-	-	-
05 07 01 06 0000 066		Decision 2010/56/EU - accounting clearance 2008 - BE, DE, PT, RO	0,0	-	-	-	-0,0	-	-	-	-	-	-	-	-	-	-	-	-	-	-	-	-0,1	-7,8	-	-	-	-	-	-	-7,880
05 07 01 06 0000 068	C1	Decision 2010/258/EU - accounting clearance 2009 - BE, BG, CZ, DK, DE, IE, EL, ES, FR, IT, LV, LT, LU, HU, NL, AT, PL, PT, SI, SK, FI, SE, UK	0,2	-0,0	-0,0	0,3	0,5	-	2,0	-3,3	-3,8	0,7	0,0	-0,0	0,0	0,2	0,3	-	0,6	0,1	-0,0	0,7	-0,1	0,1	-0,0	-0,2	-6,2	-	-	-7,825	
05 07 01 06 0000 068	NA	Decision 2010/258/EU - accounting clearance 2009 - BE, BG, CZ, DK, DE, IE, EL, ES, FR, IT, LV, LT, LU, HU, NL, AT, PL, PT, SI, SK, FI, SE, UK	-	-	-	-	-	-	-	-	-	-	-	-	-	-	-	-	-	-	-	-	-	-	-	-	-	-	-	-	-
05 07 01 06 0000 068		Decision 2010/258/EU - accounting clearance 2009 - BE, BG, CZ, DK, DE, IE, EL, ES, FR, IT, LV, LT, LU, HU, NL, AT, PL, PT, SI, SK, FI, SE, UK	0,2	-0,0	-0,0	0,3	0,5	-	2,0	-3,3	-3,8	0,7	0,0	-0,0	0,0	0,2	0,3	-	0,6	0,1	-0,0	0,7	-0,1	0,1	-0,0	-0,2	-6,2	-	-	-7,825	
05 07 01 06 0000 200	C1	Correction - negative amounts - geographical information system	-	-	-	-	-	-	-	-	-	-	-0,1	-	-	-	-	-	-	-	-	-	-	-	-	-	-	-	-	-	-0,106
05 07 01 06 0000 350	C1	Corrections to be attributed - only negative amounts	-	-0,0	-	-	-	-	-	-	-9,5	-	-59,8	-	-	-	-	-	-	-	-	-	-	-	-	-	-	-	-	-	-69,278
05 07 01 06 0000 350	NA	Corrections to be attributed - only negative amounts	-	-	-	-	-	-	-	-	-	-	-	-	-	-	-	-	-	-	-	-	-	-	-	-	-	-	-	-	-
05 07 01 06 0000 350		Corrections to be attributed - only negative amounts	-	-0,0	-	-	-	-	-	-	-9,5	-	-59,8	-	-	-	-	-	-	-	-	-	-	-	-	-	-	-	-	-	-69,278
05 07 01 06 0000 360	C1	Imputation of corrections - only positive amounts	-	0,0	-	-	-	-	-	-	9,3	-	37,0	-	-	-	-	-	-	-	-	-	-	-	-	-	-	-	-	-	46,299
05 07 01 06 0000 360	C5	Imputation of corrections - only positive amounts	-	-	-	-	-	-	-	-	0,2	-	-	-	-	-	-	-	-	-	-	-	-	-	-	-	-	-	-	-	0,170
05 07 01 06 0000 360	NA	Imputation of corrections - only positive amounts	-	-	-	-	-	-	-	-	-	-	-	-	-	-	-	-	-	-	-	-	-	-	-	-	-	-	-	-	-
05 07 01 06 0000 360		Imputation of corrections - only positive amounts	-	0,0	-	-	-	-	-	-	9,5	-	37,0	-	-	-	-	-	-	-	-	-	-	-	-	-	-	-	-	-	46,469
05 07 01 06 3701 016	C1	Reduction/suspension of advances - payment deadlines Accounting clearance of previous years' accounts with regard to shared management expenditure under the EAGGF Guarantee Section (previous measures) and under the EAGF	-	-	-	-	-	-	-0,1	-0,4	-4,4	-0,0	-3,9	-	-	-	-	-	-	-	-	-	-3,0	-3,1	-	-	-0,0	-0,0	-1,4	-	-16,289
05 07 01 06	C1	Accounting clearance of previous years' accounts with regard to shared management expenditure under the EAGGF Guarantee Section (previous measures) and under the EAGF	0,2	-0,0	-0,0	0,3	0,5	-	1,9	-3,9	-8,4	0,7	-26,8	-0,0	0,0	0,2	0,3	-0,0	0,6	0,1	-0,0	-1,7	-10,9	-0,1	0,1	0,2	-0,2	-7,5	-	-	-54,388
05 07 01 06	C5	Accounting clearance of previous years' accounts with regard to shared management expenditure under the EAGGF Guarantee Section (previous measures) and under the EAGF	-	-	-	-	-	-	-	-	0,2	-	-	-	-	-	-	-	-	-	-	-	-	-	-	-	-	-	-	-	0,170
05 07 01 06	NA	Accounting clearance of previous years' accounts with regard to shared management expenditure under the EAGGF Guarantee Section (previous measures) and under the EAGF	-	-	-	-	-	-	-	-	-	-	-	-	-	-	-	-	-	-	-	-	-	-	-	-	-	-	-	-	-
05 07 01 06		Accounting clearance of previous years' accounts with regard to shared management expenditure under the EAGGF Guarantee Section (previous measures) and under the EAGF	0,2	-0,0	-0,0	0,3	0,5	-	1,9	-3,9	-8,2	0,7	-26,8	-0,0	0,0	0,2	0,3	-0,0	0,6	0,1	-0,0	-1,7	-10,9	-0,1	0,1	0,2	-0,2	-7,5	-	-	-54,218
05 07 01 07 0000 067	C1	Decision 32 - 2010/152/EU - conformity clearance - HU, PT	-	-	-	-	-	-	-	-	-	-	-	-	-	-	-	0,0	-	-	-	-	5,1	-	-	-	-	-	-	-	5,146
05 07 01 07 0000 067	NA	Decision 32 - 2010/152/EU - conformity clearance - HU, PT	-	-	-	-	-	-	-	-	-	-	-	-	-	-	-	-	-	-	-	-	-	-	-	-	-	-	-	-	-
05 07 01 07 0000 067		Decision 32 - 2010/152/EU - conformity clearance - HU, PT	-	-	-	-	-	-	-	-	-	-	-	-	-	-	-	0,0	-	-	-	-	5,1	-	-	-	-	-	-	-	5,146
05 07 01 07	C1	Conformity clearance of previous years' accounts with regard to shared management expenditure under the EAGGF Guarantee Section (previous measures) and under the EAGF	-	-	-	-	-	-	-	-	-	-	-	-	-	-	-	0,0	-	-	-	-	5,1	-	-	-	-	-	-	-	5,146
05 07 01 07	NA	Conformity clearance of previous years' accounts with regard to shared management expenditure under the EAGGF Guarantee Section (previous measures) and under the EAGF	-	-	-	-	-	-	-	-	-	-	-	-	-	-	-	-	-	-	-	-	-	-	-	-	-	-	-	-	-
05 07 01 07		Conformity clearance of previous years' accounts with regard to shared management expenditure under the EAGGF Guarantee Section (previous measures) and under the EAGF	-	-	-	-	-	-	-	-	-	-	-	-	-	-	-	0,0	-	-	-	-	5,1	-	-	-	-	-	-	-	5,146
05 07 01 07	C1	Control of agricultural expenditure	0,2	-0,0	-0,0	0,3	0,5	-	1,9	-3,9	-8,4	0,7	-26,8	-0,0	0,0	0,2	0,3	-0,0	0,6	0,1	-0,0	3,5	-10,9	-0,1	0,1	0,2	-0,2	-7,5	6,5	-	-42,756





ANNEX 33  
 EXPENDITURE CHARGED AGAINST THE 2010 BUDGET  
 DETAILS by ITEM and by MEMBER STATE

In EUR million

Budget Line	Fund source	Item	BE	BG	CZ	DK	DE	EE	IE	EL	ES	FR	IT	CY	LV	LT	LU	HU	MT	NL	AT	PL	PT	RO	SI	SK	FI	SE	UK	CE	TOTAL
17 01 04 31	C1	Executive Agency for Health and Consumers — Subsidy for programmes under Heading 2	-	-	-	-	-	-	-	-	-	-	-	-	-	-	-	-	-	-	-	-	-	-	-	-	-	-	-	1,1	1,073
17 01 04	C1	Support expenditure for operations of Health and consumer protection policy area	-	-	-	-	-	-	-	-	-	-	-	-	-	-	-	-	-	-	-	-	-	-	-	-	-	-	-	2,0	2,016
17 01	C1	<b>Administrative expenditure of Health and consumer protection policy area</b>	-	-	-	-	-	-	-	-	-	-	-	-	-	-	-	-	-	-	-	-	-	-	-	-	-	-	-	2,0	2,016
17 03 02 00 1750 301	C1	Community tobacco fund - direct payments by the EU	-	-	-	-	-	-	-	-	-	-	-	-	-	-	-	-	-	-	-	-	-	-	-	-	-	-	-	16,9	16,900
17 03 02 00	C1	Community tobacco fund — Direct payments by the European Union	-	-	-	-	-	-	-	-	-	-	-	-	-	-	-	-	-	-	-	-	-	-	-	-	-	-	-	16,9	16,900
17 03 02	C1	Community tobacco fund — Direct payments by the European Union	-	-	-	-	-	-	-	-	-	-	-	-	-	-	-	-	-	-	-	-	-	-	-	-	-	-	-	16,9	16,900
17 03	C1	<b>Public health</b>	-	-	-	-	-	-	-	-	-	-	-	-	-	-	-	-	-	-	-	-	-	-	-	-	-	-	-	16,9	16,900
17 04 01 01 0000 301	C1	Animal disease eradication and monitoring programmes and monitoring of the physical conditions of animals that could pose a public-health risk linked to an external factor - new measures	-	-	-	-	-	-	-	-	-	-	-	-	-	-	-	-	-	-	-	-	-	-	-	-	-	-	-	269,4	269,422
17 04 01 01	C1	Animal disease eradication and monitoring programmes and monitoring of the physical conditions of animals that could pose a public health risk linked to an external factor — New measures	-	-	-	-	-	-	-	-	-	-	-	-	-	-	-	-	-	-	-	-	-	-	-	-	-	-	-	269,4	269,422
17 04 01	C1	Animal disease eradication and monitoring programmes and monitoring of the physical conditions of animals that could pose a public health risk linked to an external factor	-	-	-	-	-	-	-	-	-	-	-	-	-	-	-	-	-	-	-	-	-	-	-	-	-	-	-	269,4	269,422
17 04 02 01 0000 301	C1	Other measures in the veterinary, animal welfare and public-health field - new measures	-	-	-	-	-	-	-	-	-	-	-	-	-	-	-	-	-	-	-	-	-	-	-	-	-	-	-	12,5	12,529
17 04 02 01	C1	Other measures in the veterinary, animal welfare and public health field — New measures	-	-	-	-	-	-	-	-	-	-	-	-	-	-	-	-	-	-	-	-	-	-	-	-	-	-	-	12,5	12,529
17 04 02	C1	Other measures in the veterinary, animal welfare and public health field	-	-	-	-	-	-	-	-	-	-	-	-	-	-	-	-	-	-	-	-	-	-	-	-	-	-	-	12,5	12,529
17 04 03 01 0000 301	C1	Emergency fund for veterinary complaints and other animal contaminations which are a risk to public health - new measures	-	-	-	-	-	-	-	-	-	-	-	-	-	-	-	-	-	-	-	-	-	-	-	-	-	-	-	15,0	14,982
17 04 03 01	C1	Emergency fund for veterinary complaints and other animal contaminations which are a risk to public health — New measures	-	-	-	-	-	-	-	-	-	-	-	-	-	-	-	-	-	-	-	-	-	-	-	-	-	-	-	15,0	14,982
17 04 03	C1	Emergency fund for veterinary complaints and other animal contaminations which are a risk to public health	-	-	-	-	-	-	-	-	-	-	-	-	-	-	-	-	-	-	-	-	-	-	-	-	-	-	-	15,0	14,982
17 04 04 01 0000 301	C1	Plant-health measures - new measures	-	-	-	-	-	-	-	-	-	-	-	-	-	-	-	-	-	-	-	-	-	-	-	-	-	-	-	8,3	8,287
17 04 04 01	C1	Plant health measures — New measures	-	-	-	-	-	-	-	-	-	-	-	-	-	-	-	-	-	-	-	-	-	-	-	-	-	-	-	8,3	8,287
17 04 04	C1	Plant health measures	-	-	-	-	-	-	-	-	-	-	-	-	-	-	-	-	-	-	-	-	-	-	-	-	-	-	-	8,3	8,287
17 04 07 01 0000 301	C1	Feed and food safety and related activities - new measures	-	-	-	-	-	-	-	-	-	-	-	-	-	-	-	-	-	-	-	-	-	-	-	-	-	-	-	31,0	30,955
17 04 07 01	C1	Feed and food safety and related activities — New measures	-	-	-	-	-	-	-	-	-	-	-	-	-	-	-	-	-	-	-	-	-	-	-	-	-	-	-	31,0	30,955
17 04 07	C1	Feed and food safety and related activities	-	-	-	-	-	-	-	-	-	-	-	-	-	-	-	-	-	-	-	-	-	-	-	-	-	-	-	31,0	30,955
17 04	C1	<b>Food and feed safety, animal health, animal welfare and plant health</b>	-	-	-	-	-	-	-	-	-	-	-	-	-	-	-	-	-	-	-	-	-	-	-	-	-	-	-	336,2	336,175
17	C1	<b>Health and consumer protection</b>	-	-	-	-	-	-	-	-	-	-	-	-	-	-	-	-	-	-	-	-	-	-	-	-	-	-	-	355,1	355,090
TOTAL DEPENSES	C1		537,9	293,0	608,6	1.006,2	5.696,5	66,6	1.296,0	2.479,1	5.932,2	8.892,5	4.828,1	43,9	96,8	268,2	35,9	955,0	4,2	1.022,5	743,5	2.058,6	755,6	670,8	90,9	274,3	598,3	739,3	3.360,9	439,0	43.794,082
TOTAL DEPENSES	C4		0,1	-	-0,0	0,2	0,8	-	4,4	25,6	11,9	16,3	21,3	-	-	-	0,0	-	0,0	0,0	0,3	-0,0	5,6	-	0,2	-	0,0	0,2	14,5	-	101,478
TOTAL DEPENSES	C5		145,4	0,8	0,0	0,0	27,7	-	0,2	-	134,3	17,8	79,5	-	2,8	-	-	10,2	-	5,4	5,0	7,7	3,5	3,6	1,5	3,4	1,5	2,5	22,8	-	475,773
TOTAL DEPENSES	NA		-	-	-	-	-	-	-	-	-	-	-	-	-	-	-	-	-	-	-	-	-	-	-	-	-	-	-	-	-
TOTAL DEPENSES			683,4	293,8	608,6	1.006,4	5.725,0	66,6	1.300,6	2.504,7	6.078,3	8.926,5	4.928,8	43,9	99,6	268,2	36,0	965,2	4,2	1.027,9	748,9	2.066,3	764,7	674,5	92,5	277,6	599,8	742,1	3.398,2	439,0	44.371,332

**ANNEX 34**

**APPEALS AGAINST CLEARANCE OF ACCOUNTS DECISIONS  
 PENDING ON THE 15 october 2010**

Case Number	Member State	Challenged amount EUR
T-344/05	GR	-60.298.567,69
T-352/05	GR	-65.661.902,25
T-267/06	IT	-12.051.927,57
T-394/06*	IT	-310.849.495,98
T-214/07	GR	-38.233.984,82
T-227/07	ES	-4.090.316,46
T-236/07*	DE	1.750.616,27
T-463/07	IT	-83.398.419,26
T-86/08	GR	-6.956.188,21
T-95/08	IT	-12.177.516,07
T-113/08	ES	-200.556.713,89
T-206/08	ES	-54.949.195,80
T-232/08	LU	-964.488,00
T-356/08	GR	-127.556.229,78
T-426/08	IT	-174.704.912,66
T-46/09	GR	-179.140.594,67
T-84/09	IT	-166.802.054,32
T-158/09*	GR	13.348.979,02
T-184/09	GR	-1.283.427,72
T-197/09	SI	-1.483.837,91
T-212/09	DK	-100.655.489,39
C-321/09P	GR	-244.229.257,47
T-469/09	GR	-1.683.611,19
T-486/09	PL	-11.077.828,30
T-491/09	ES	-37.844.896,86
T-500/09	IT	-3.539.679,81
T-215/10	GR	-132.307.534,48
T-230/10	ES	-38.279.903,49
T-241/10	PL	-97.045.811,27
T-453/10	GB	-18.600.258,71
<b>Total</b>		<b>-2.171.324.448,74</b>

ANNEX 35  
 Financial corrections by Decision and Financial year (Decisions 1 - 33)

in Eur

Decision	Financial Year											
	1987	1988	1989	1990	1991	1992	1993	1994	1995	1996	1997	1998
01	-	-	-	-	-	-	-	-	-	-83.054.434,5	-7.131.297,7	-
02	-	-	-	-	-	-	-	-	-	-13.311.661,9	-18.226.097,7	-2.733.350,9
03	-	-	-	-	-	-	-	-	-	-55.097.691,2	-28.459.533,4	-11.069,3
04	-	-	-	-	-	-	353.419,2	-	-19.216.064,5	-98.880.867,8	-87.923.404,0	-21.306.172,7
05	-	-6.894.139,2	-6.894.139,2	-6.894.139,2	-	-	35.567,3	-	-	-145.223.126,1	-102.544.050,6	-80.174.326,1
06	-	-	-	-	-	-	-	-	-	-255.972.689,6	-41.361.006,5	-76.343.688,9
07	-	-	-	-	-	-	311.163,8	-	1.382.887,4	-23.100.686,9	-49.040.620,8	-52.434.544,8
08	-	-	-	-	-	-	-	-	-	-153.961.040,4	-110.202.433,5	-
09	-	-	-	-	-	-	-	-	-	-	-1.071.346,9	-14.337.178,3
10	-	-	-	-	-	-	-	17.438.194,6	-	-13.904.255,0	-35.975.338,4	-57.851.220,8
11	-	-	-	-	-	-	-	-	8.146.987,5	29.795.787,0	-1.070.338,9	-3.252.135,3
12	-	-	-	-	-	-	-	-	14.859.727,0	1.292.520,5	-1.215.710,3	-5.544.280,1
13	-	-	-	-	-	-	-	-	-	-	-	-1.037,4
14	-	-	-	-	-	-	-	-	-	-	-10.506,3	-667.462,0
15	-	-	-	-	-	-	444.180,3	-	75.716,4	142.099,5	-	-1.048.738,1
16	-	-	-	-	-	-	-	-	-	-	-	-2.291,9
17	-	-	-	-	-	-	-	-	-	-	-	-
18	-	-	-	-	-	38.842,4	21.372,0	50.746,7	-	63.345,7	-67.626,7	-8.003.121,9
19	-	-	-	-	-	-	-	-	-	-	14.582.115,5	-9.374.864,3
20	-	-	-	-	-	-	-	-	-	-	13.904.253,0	-
21	41.884,9	-	-	-	-	-	-	-	-	-	18.093.545,0	213.766,1
22	-	-	-	-	-	-	-	-	-	-	-	-
23	-	-	-	-	-	-	-	-	-	-	-	-
24	-	-	-	-	-	-	-	-	-	-	-	-
25	-	-	-	-	-	-	-	-	-	-	-1.350.020,3	532.684,6
26	-	-	-	-	-	-	-	-	-	-	-	-213.766,1
27	-	-	-	-	-	-	-	-	-	-	-	-
28	-	-	-	-	-	-	-	-	-	-	-	-
29	-	-	-	-	-	-	-	-	-	-	-	-
30	-	-	-	-	-	-	-	-	-	-	-	-
31	-	-	-	-	-	-	-	-	-	-	-	-
32	-	-	-	-	-	-	-	-	-	67.626,7	228.769,4	306.560,5
33	-	-	-	-	-	-	-	-	-	-	-	-
<b>Total</b>	<b>41.884,9</b>	<b>-6.894.139,2</b>	<b>-6.894.139,2</b>	<b>-6.894.139,2</b>	<b>38.842,4</b>	<b>21.372,0</b>	<b>1.195.077,3</b>	<b>17.438.194,6</b>	<b>5.312.599,5</b>	<b>-782.789.678,0</b>	<b>-475.262.512,9</b>	<b>-324.243.115,8</b>

Decision	Financial Year											Grand Total
	1999	2000	2001	2002	2003	2004	2005	2006	2007	2008	none	
01	-	-	-	-	-	-	-	-	-	-	-	-90.185.732,3
02	-	-	-	-	-	-	-	-	-	-	-	-34.271.110,4
03	-	-	-	-	-	-	-	-	-	-	-	-83.568.293,9
04	-1.538.993,1	-	-	-	-	-	-	-	-	-	-	-228.512.082,8
05	-755.887,9	-	-	-	-	-	-	-	-	-	-	-349.344.241,2
06	-26.048.956,9	-131.974,5	-	-	-	-	-	-	-	-	-	-399.858.316,4
07	-19.157.670,1	-1.011.362,8	-	-	-	-	-	-	-	-	-	-143.050.834,2
08	-	-	-	-	-	-	-	-	-	-	-	-264.163.473,9
09	-28.194.372,2	-23.282.074,3	-	-	-	-	-	-	-	-	-	-66.884.971,7
10	-30.670.883,2	-17.947.484,8	-3.349.028,8	-	-	-	-	-	-	-	-	-142.260.016,5
11	-77.957.188,8	-40.934.177,9	-959.463,8	-	-	-	-	-	-	-	-	-86.230.530,3
12	-28.501.526,7	-48.607.295,7	-21.618.802,6	-	-	-	-	-	-	-	-	-89.335.367,9
13	-10.147.020,3	-83.019.554,3	-75.788.874,5	-49.025,3	-	-	-	-	-	-	-	-169.005.511,8
14	-22.392.845,8	-56.252.596,9	-35.702.334,9	-227.860,1	-	-	-	-	-	-	-	-115.253.605,9
15	-5.901.675,6	-20.482.879,9	-57.438.772,2	-58.960.777,4	-	-	-	-	-	-	-	-143.170.846,9
16	-20.430.652,8	-45.495.163,9	-27.972.630,5	-26.036.154,6	-	-	-	-	-	-	-	-119.936.893,3
17	-805.731,5	-9.865.231,9	-31.967.867,7	-63.802.429,2	-37.238.361,1	-	-	-	-	-	-	-143.679.621,8
18	-44.344.419,5	-109.777.412,6	-62.386.118,9	-44.608.619,4	954.011,0	1.803.537,0	-	-	-	-	-	-277.538.350,3
19	-4.636.597,3	-30.372.981,7	-55.144.895,7	-80.918.453,8	-87.967.533,1	-567.687,7	-	-	-	-	-	-245.026.033,8
20	8.724.133,0	-6.143.520,8	-65.105.394,5	-38.988.671,9	-44.187.425,2	-	-	-	-	-	-	-113.703.081,3
21	134.055,6	-21.538.374,7	-14.124.488,9	-28.666.764,2	-49.931.453,7	-14.322.219,3	-	-	-	-	-	-128.193.594,1
22	-21.048,5	-703.696,3	-36.788.787,5	-60.297.860,4	-24.976.533,2	-25.836.536,3	-13.307.665,8	-	-	-	-	-161.932.128,0
23	-13.809.328,5	-23.236.251,2	-78.824.593,9	-79.426.015,8	-73.368.966,2	-16.647.398,1	-131.999,2	-	-	-	-	-285.444.552,9
24	-1.337.421,4	-16.231.749,1	-14.482.754,6	-8.303.878,5	-43.944.283,9	-190.950.606,6	-10.068.664,7	-32.893,9	-	-	-	-285.352.252,8
25	435.837,7	11.032,2	-41.543.650,4	-37.678.743,1	-28.561.232,2	-30.487.524,7	-6.496.021,4	-	-	-	-	-145.137.637,6
26	-131.493,9	-47.404.942,0	-84.660.006,8	-49.122.287,7	-9.692.977,8	-23.210.526,8	-25.181.403,7	-16.588.269,2	-59.138,0	-	-	-256.264.811,8
27	-	-	-	-1.195,2	-33.756.287,1	-34.043.995,4	-7.057.150,6	-4.356.052,9	-3.775.871,4	-	-	-82.990.552,5
28	-	-	-	-361.362,5	-22.900.098,1	-127.363.179,4	-158.923.154,7	-100.469.221,6	-	-	823.834,0	-409.260.453,6
29	-	-	1.865.093,3	-20.701.516,7	-124.200.751,0	-147.321.213,9	-64.690.721,2	-86.403.355,0	-81.408.292,7	-	-	-522.860.757,2
30	-	-	-	-	-34.848.794,9	-41.579.594,7	-44.682.016,4	-6.393.153,3	-316.114,4	-	-	-127.554.199,9
31	-	-	-2.603.281,9	-9.792.413,5	-37.424.463,0	-6.586.942,8	-29.842.344,0	-69.371.546,7	-56.239.850,7	-5.077.610,3	134.701,7	-216.803.751,2
32	3.135.892,3	1.321.115,2	3.352.213,7	-822.409,4	-15.111.028,5	-15.322.779,7	-73.133.911,6	-172.504.537,8	-59.682.182,9	-23.663.486,6	-	-351.828.158,7
33	-	-	-	-	-	-	-6.440.695,8	-146.589.054,3	-93.795.391,9	-18.895.430,7	-	-265.720.572,7
<b>Total</b>	<b>-324.353.795,3</b>	<b>-601.106.577,9</b>	<b>-705.311.712,3</b>	<b>-608.766.438,5</b>	<b>-669.064.199,9</b>	<b>-672.436.668,5</b>	<b>-439.955.749,0</b>	<b>-602.708.084,7</b>	<b>-295.276.841,9</b>	<b>-47.636.527,6</b>	<b>1.224.009,5</b>	<b>-6.544.322.339,8</b>