

The EU school fruit, vegetables and milk scheme



Annual monitoring report

2017/2018 school year

Country: **Spain**

Date: **25-01-2019***

*corrected on 27-11-2019

Information on implementation of the scheme provided by the competent authorities, at national or regional level. The report is notified to, but not approved by, the Commission that may make comments.

Non-mandatory information, nevertheless recommended for the completeness and quality of the report, in grey.

Figures on budget execution (December 2018) are preliminary as corrections are possible and payments may still be made.

1. Budget execution

1.1. Expenditure for the supply/distribution of products (EUR)

	School fruit and vegetables			School milk			Total	
	Fresh	Processed	Total fruits and vegetables	Drinking milk and lactose-free versions	Cheese, curd, yoghurt and other milk products with no added flavouring, fruit, nuts or cocoa	Milk products with added flavouring, fruit, nuts or cocoa	Total milk	Total scheme
EU aid	11.409.696	480.387	11.890.083	1.900.989	17.510	0	1.918.499	13.808.582
National Funds	421.321	4.356	425.677	3.976	4.838	0	8.814	434.491
<i>of which: Public</i>	75.998	4.356	80.354	3.976	4.838	0	8.814	89.168
<i>of which: Private</i>	345.323	0	345.323	0	0	0	0	345.323
Comments						<i>In Spain we don't supply/distribute these products</i>		

1.2. Expenditure for the educational measures (EUR)

	On school fruit and vegetables	On school milk	Total
EU aid	1.096.727	80.406	1.177.133
National Funds	318.864	401.098	719.962
<i>of which: Public</i>	318.864	401.098	
<i>of which: Private</i>	0		
Comments			

1.3. Expenditure for information, monitoring and evaluation (EUR)

	On school fruit and vegetables	On school milk	Total
EU aid	480.158	252.512	732.670
National Funds (Pub	85.817	49.459	135.276
<i>of which: Public</i>	85.817	49.459	
<i>of which: Private</i>	0	0	
Comments			

2.1 Participating children

	Participating children		
	Number of children	Number of children who participated in the school fruit and vegetables part	Number of children who participated in the school milk part
Nurseries/Pre-schools	509.409	219.035	40.437
<i>Of which: Nurseries</i>	0	0	0
<i>Of which: Pre-schools</i>	509.409	219.035	40.437
Primary schools	643.976	620.662	58.923
Secondary schools	354.106	330.934	25.841
Total	1.507.491	1.170.631	125.201
Comments			

2.2 Number of children in the target group

	Number of children in the target group set out in the strategy
Nurseries/Pre-schools	
<i>Of which: Nurseries</i>	
<i>Of which: Pre-schools</i>	
Primary schools	
Secondary schools	
Total	
Comments	



2.3 Total number of children

	Number of children eligible for the EU school fruit, vegetables and milk scheme
Nurseries/Pre-schools	
<i>Of which: Nurseries</i>	
<i>Of which: Pre-schools</i>	
Primary schools	
Secondary schools	
Total	
Comments	



3.1 Participating schools

	Participating schools		
	Number of schools	Number of schools that participated in the school fruit and vegetables part	Number of schools that participated in the school milk part
Nurseries/Pre-schools	2.033	1.740	107
<i>Of which: Nurseries</i>	0	0	0
<i>Of which: Pre-schools</i>	2.033	1.740	107
Primary schools	1.241	2.822	167
Secondary schools	681	1.420	57
Total	3.955	5.982	331
Comments			

3.2 Number of schools in the target group

	Number of schools in the target group	School fruit and vegetables part of the scheme	School milk part of the scheme
Nurseries/Pre-schools			
<i>Of which: Nurseries</i>			
<i>Of which: Pre-schools</i>			
Primary schools			
Secondary schools			
Total			
Comments			

3.3 Total number of schools

Nurseries/Pre-schools	
<i>Of which: Nurseries</i>	
<i>Of which: Pre-schools</i>	
Primary schools	
Secondary schools	
Total	
Comments	



4.1 List of products supplied/distributed to schoolchildren and, if applicable, tasted by schoolchildren as part of educational measures

4.1.1 Fresh fruit

	List
Apples	✓
Apricots	✓
Aromatic Herbs	
Avocadoes	
Bananas	✓
Berries	✓
Cherries	✓
Citrus Fruit	✓
Figs	
Grapes	✓
Guavas/Mangoes	✓
Kiwis	✓
Melons	✓
Nuts	✓
Peaches/Nectarines	✓
Pears	✓
Pineapples	✓
Plums	✓
Quinces	
Strawberries	✓
Watermelons	✓
Comment	




4.1.2 Fresh vegetables

	List
Artichokes	✓
Asparagus	
Aubergines	
Beet	
Broccoli	
Cabbages	✓
Carrots	✓
Cauliflowers	✓
Celery	
Chicory	
Courgettes	
Cucumbers	✓
Fennel	
Kohlrabi	
Kale	
Garlic	
Gherkins	
Leeks	
Lettuce	✓
Mushrooms	✓
Onions	
Parsnips	
Peas	
Peppers	
Pulses	
Pumpkins	
Radishes	
Rutabagas	
Salad beetroot	
Salsifis	
Spinach	
Tomatoes	✓
Turnips	
Comments	

4.1.3 Processed fruit and vegetables

	List
Fruit Juices	✓
Fruit Purées/Compotes	
Jams/Marmalades	
Dried Fruits	✓
Vegetable Juices	
Vegetables Soups	✓
Other:	
Comments	



4.1.4 Milk and milk products

	List
Drinking milk or lactose-free versions	✓
Cheese and curd	
Plain yoghurt	✓
Milk products without added sugar, flavouring, fruit, nuts or cocoa	
Milk products without fruit juice, naturally flavoured	
Milk products with fruit juice, naturally flavoured or non-flavoured	
Milk-based drinks with cocoa, with fruit juice or naturally flavoured	
Fermented or non-fermented milk products with fruit, naturally flavoured or non-flavoured	
Comments	



4.1.5 Other agricultural products that children tasted as part of educational measures

	List
Table olives	
Olive oil	✓
Honey	
Other:	
Comments	



4.1.a) Priorities for the choice of school fruit, vegetables and milk

	Yes/No	Comments
Local/regional purchasing	Yes	
Organic products	Yes	<i>Specially in the school milk part of the scheme</i>
Short supply chains	Yes	
Quality schemes	Yes	
Fair trade	Yes	<i>Specially in the school milk part of the scheme</i>
Other:	No	

4.2 Average size of portion of school fruit, vegetables and milk (Kg/Lt)

	School fruit and vegetables	School milk
Kg	0,16	
Liters		0,18
Comments		

4.3 Average cost of portion of school fruit, vegetables and milk (EUR)

	School fruit and vegetables	School milk
EU aid	0,54	0,22
National aid (private/public)		
Comments		

4.3.a Average cost of portion of apples in bulk (EUR)

	Portion of apples in bulk
EU aid	
National aid (private/public)	
Comments	<i>We don't have information at this level</i>

4.3.b Average cost of portion of drinking milk (EUR)

	Portion of drinking milk
EU aid	
National aid (private/public)	
Comments	<i>We don't have information at this level</i>

4.4. Frequency of supply/distribution of school fruit, vegetables and milk

	School fruit and vegetables	School milk
Once per week	✓	✓
Twice per week		
Three times per week		
Four times per week		
Daily		
Other:		
Comments		



4.5. Duration of supply/distribution of fruit, vegetables and milk

	School fruit and vegetables	School milk
≤ 2 weeks		
> 2 and ≤ 4 weeks		
> 4 and ≤ 12 weeks		
> 12 and ≤ 24 weeks	✓	✓
> 24 and ≤ 36 weeks		
Entire school year		
Comments		

4.6. Quantities of school fruit, vegetables and milk supplied/distributed and, if applicable, of other agricultural products that children tasted under educational measures

4.6.1 Fresh fruit and vegetables

		Quantity	Comments
Fresh fruit and vegetables	Quantity in kg	3.237.686	
<i>Of which: Fruit</i>	<i>Quantity in kg</i>		
<i>Of which: Vegetables</i>	<i>Quantity in kg</i>		

4.6.2 Processed fruit and vegetables

		Quantity	Comments
Processed fruit and vegetables	Quantity in kg	2.956	
	Quantity in litres	164.693	
<i>Of which: Fruit juices</i>	<i>Quantity in litres</i>	<i>68.893</i>	
<i>Of which: Fruit purees/compotes</i>	<i>Quantity in kg</i>		
<i>Of which: Dried fruits</i>	<i>Quantity in kg</i>	<i>2.956</i>	
<i>Of which: Vegetable juices</i>	<i>Quantity in litres</i>		
<i>Of which: Vegetable soups</i>	<i>Quantity in litres</i>	<i>95.800</i>	
<i>Of which: Other</i>	<i>Quantity in kg</i>		

4.6.3 Milk and milk products

		Quantity	Comments
Drinking milk and lactose-free versions	Quantity in litres	1.652.479	
Cheese and curd	Quantity in kg	0	
Plain yoghurt	Quantity in kg	28.307	
Milk products without added sugar, flavouring, fruit, nuts or cocoa	Quantity in kg	0	
Milk products without fruit juice, naturally flavoured	Quantity in kg	0	
Milk products with fruit juice, naturally flavoured or non-flavoured	Quantity in kg	0	
Milk-based drinks with cocoa, with fruit juice or naturally flavoured	Quantity in litres	0	
Milk products with fruit, naturally flavoured or non-flavoured	Quantity in kg	0	

4.6.4 Other agricultural products

		Quantity	Comments
Olive/olive oil	Quantity in kg	12.442	
	Quantity in litres	0	
Honey	Quantity in kg	0	<i>We can't provide the quantity</i>
Others:	Quantity in kg	0	

5.1 Educational measures carried out

		Number of schoolchildren	Comments
Type of measure	School gardens	165.728	Approximately. School centers that participated in the supply of school fruit.
	Visits to farms, dairies, famers' markets and similar activities	10.623	Approximately. Visits to fruit tree farms and to dairies.
	Tasting classes, cooking workshops, other	137.649	Approximately.
	Lessons, lectures, workshops	98.239	Approximately.
	Other activities: competitions, games, themed periods ...	1.705.889	Approximately.

5.2 Theme(s) of the educational measures carried out

		Yes/No	Comments
Theme(s)	Reconnection of children to agriculture	Yes	
	Healthy eating habits	Yes	
	Local food chains		
	Organic		
	Sustainable production	Yes	
	Food waste		
	Other: please specify under comments		



6. Communication activities carried out

		Yes/No	Comments
Activity carried out/tool used	Poster at school premises	Yes	
	Poster at other relevant places	No	
	Dedicated website(s)	Yes	
	Informative graphic material	Yes	
	Information and awareness campaign (TV, radio, social media)	Yes	
	Others (e.g. networking activities)	No	



7. Authorities and stakeholders involved

		Name	Involved in Planning	Involved in Implementation	Involved in Monitoring	Involved in Evaluation	How	
Public authority/ Private stakeholder	Agriculture	Authority	Ministry of Agriculture, Fisheries, Food and corresponding entities of the Autonomous Regions	Yes	Yes	Yes	Yes	<i>Working group</i>
		Stakeholder	No	No	No	No		
	Health and Nutrition	Authority	Agency for Consumer Affairs, Food Safety and Nutrition (AECOSAN) and health authorities of the Autonomous Regions	No	Yes	Yes	No	<i>Working group</i>
		Stakeholder	No	No	No	No		
	Education	Authority	Ministry of Education, Culture and Sport and corresponding entities of the Autonomous Regions	No	Yes	No	No	<i>Working group</i>
		Stakeholder	No	No	No	No		
	Other	Authority	No	No	No	No		
		Stakeholder	Private sector stakeholders	No	Yes	Yes	Yes	<i>Working group, meetings and consultations</i>

Annex I: EU School Scheme Poster


PROGRAMA ESCOLAR DE CONSUMO DE LECHE Y PRODUCTOS LÁCTEOS

Disfruta con Lucy y la Pandilla Láctea


COLEGIO ADHERIDO

NUESTRO COLEGIO PARTICIPA EN EL "PROGRAMA ESCOLAR DE CONSUMO DE LECHE Y PRODUCTOS LÁCTEOS" DE LA UNIÓN EUROPEA CON AYUDA ECONÓMICA DE LA UNIÓN

M.O.C. 2015-12-20063 (Ley 14/2013) M.O.C. 2015-17-20072 (Ley 14/2013) Decreto Ley 16/15 (Ley 14/2013)

 CAMPAÑA FINANCIADA CON AYUDA DE LA COMUNIDAD EUROPEA Y DE ESPAÑA

www.lucydisfrutaconloslacteos.es

 MINISTERIO DE AGRICULTURA, PESCA Y ALIMENTACIÓN



Annex II: EU School Scheme Poster

PROGRAMA ESCOLAR DE CONSUMO DE FRUTAS, HORTALIZAS Y LECHE

Disfruta con las frutas, hortalizas y los lácteos

COLEGIO ADHERIDO

010.11.200.201.00004.00000.01.01.17.2007.07.00001
Derechos: Logo: 95.01428.0017

NUESTRO COLEGIO PARTICIPA EN EL "PROGRAMA ESCOLAR DE CONSUMO DE FRUTAS, HORTALIZAS Y LECHE" DE LA UNIÓN EUROPEA CON AYUDA ECONÓMICA DE LA UNIÓN.

 CAMPAÑA FINANCIADA CON AYUDA DE LA COMUNIDAD EUROPEA Y DE ESPAÑA

 GOBIERNO DE ESPAÑA

 MINISTERIO DE AGRICULTURA, PESCA Y ALIMENTACIÓN

