



**COMMON AGRICULTURAL POLICY**  
**EUROPEAN WINE SECTOR**



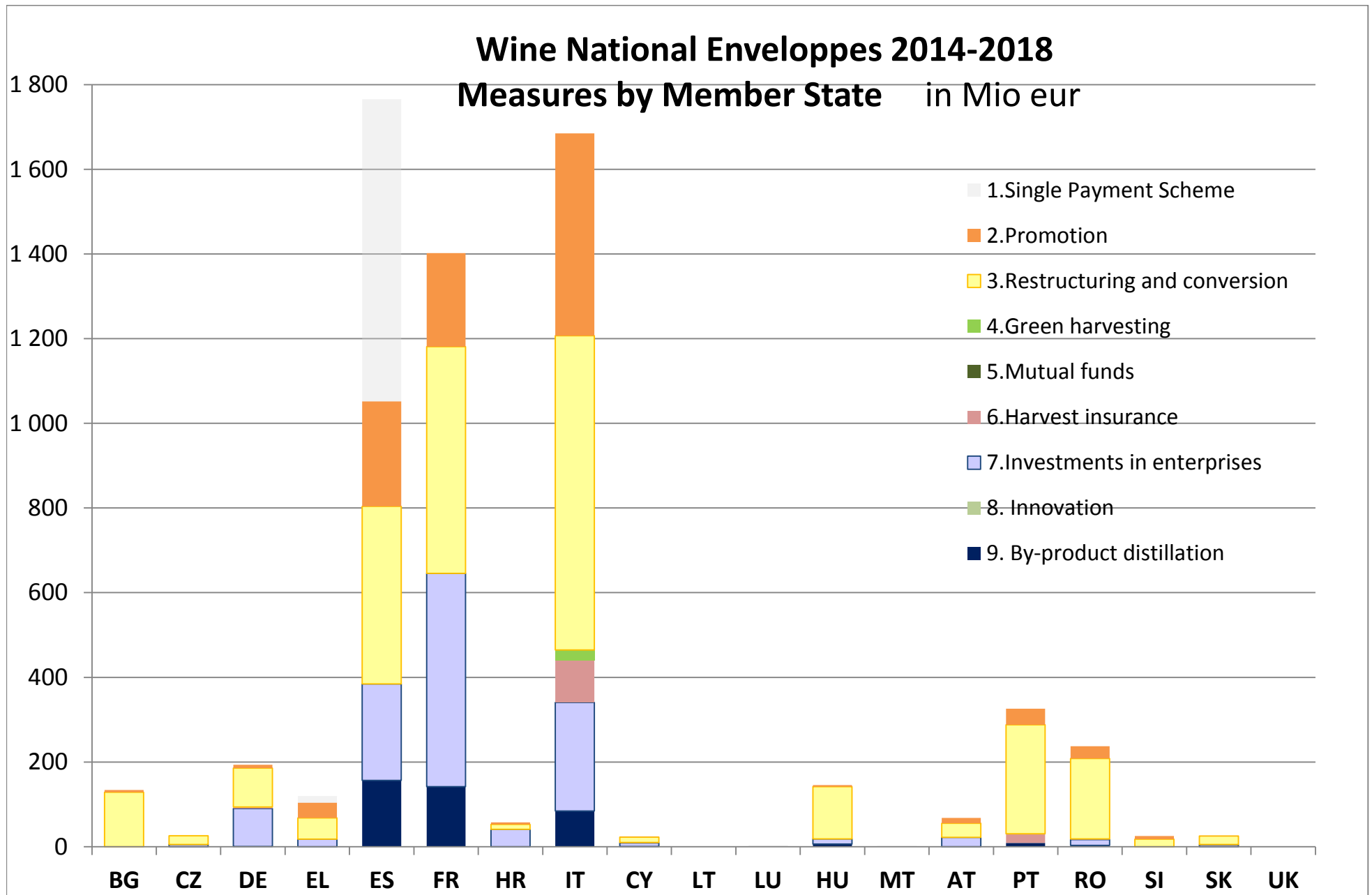
**Wine CMO : Financial execution of the national support programme**

**2014-2018**

**Council Regulation EC 479/2008 Article 6e**  
**Commission Regulation (EU) 2016/1150**

**PROGRAMMING 2014-2018**

**SITUATION 1 March 2018**



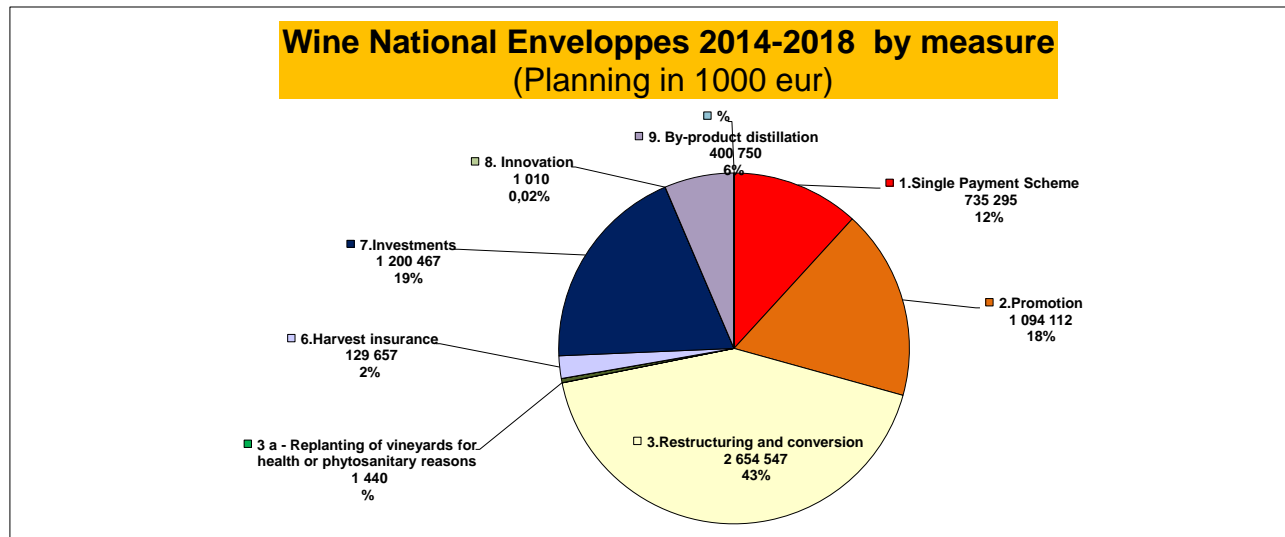


<b>Wine CMO :Submission of financial table of the national support programme 2014-2018</b> Council Regulation EU 1308/2013 Article 41 Commission Regulation EC 555/2008 Annex IV Commission Regulation EC 2016/1150 Annex II	European Commission DG Agriculture & Rural development Unit: AGRI-G.2
---	---

**SITUATION AU 1 Mars 2018**

Measure : (*)	Member STATES ToTal (in 1000 euros)												Member STATE ToTal (in 1000 euros)							Total E.U. 2014-2018 (in 1000 euros)	Measure : (*)	
	BG	CZ	DE	EL	ES	FR	HR	IT	CY	LT	LU	HU	MT	AT	PT	RO	SI	SK	UK			
(1) (2)																						(1) (2)
1.Single Payment Scheme				16 000	713 745						2 940		2 010						600	<b>735.295</b>	1.Single Payment Scheme	12%
2.Promotion	5 439		8 224	35 785	248 000	221 045	4 716	478 256	602	195		3 600		13 000	38 000	29 200	7 700	350		<b>1.094.112</b>	2.Promotion	18%
3.Restructuring and conversion	128 371	20 620	91 718	50 478	419 426	535 740	11 343	742 310	12 654			123 715		33 000	257 442	190 050	17 525	20 155		<b>2.654.547</b>	3.Restructuring and conversion	43%
3 a - Replanting of vineyards for health or phytosanitary						440										1 000				<b>1.440</b>	3 a - Replanting of vineyards for health or phytosanitary reasons	0%
4.Green harvesting								23 930												<b>23.930</b>	4.Green harvesting	0%
5.Mutual funds																				<b>-</b>	5.Mutual funds	
6.Harvest insurance			3 787					100 000	1 050						22 000	1 750		1 070		<b>129.657</b>	6.Harvest insurance	2%
7.Investments in enterprises		5 155	89 414	17 552	227 624	503 500	41 260	255 989	8 535			12 000		22 088		13 500		3 850		<b>1.200.467</b>	7.Investments in enterprises	19%
8. Innovation			450		160				400											<b>1.010</b>	8. Innovation	0%
9. By-product distillation					156 450	142 000		84 500				6 200			8 600	3 000				<b>400.750</b>	9. By-product distillation	6%
<b>Total 2 - 9</b>	<b>133 810</b>	<b>25 775</b>	<b>193 593</b>	<b>103 815</b>	<b>1 051 660</b>	<b>1 402 725</b>	<b>57 319</b>	<b>1 684 985</b>	<b>23 241</b>	<b>195</b>	<b>145 515</b>		<b>68 088</b>	<b>326 040</b>	<b>238 500</b>	<b>25 225</b>	<b>25 425</b>			<b>5.505.911</b>	Total excl. SPS	
<b>Total 1 - 9</b>	<b>133 810</b>	<b>25 775</b>	<b>193 593</b>	<b>119 815</b>	<b>1 765 405</b>	<b>1 402 725</b>	<b>57 319</b>	<b>1 684 985</b>	<b>23 241</b>	<b>195</b>	<b>2 940</b>	<b>145 515</b>	<b>2 010</b>	<b>68 088</b>	<b>326 040</b>	<b>238 500</b>	<b>25 225</b>	<b>25 425</b>	<b>600</b>	<b>6.241.206</b>	Total incl. SPS	
Regulation (EC) No. 1234/2007 Annex Xb Budget	133 810	25 775	194.475	119 815	1 765 405	1 402 725	57 319	1 684 985	23 230	225	2 940	145 515	2 010	68 440	326 040	238 500	25 225	25 425	600	<b>6.242.459</b>	Regulation (EC) No. 479/2008 Annex II Budget	

5 507 164





COMMON AGRICULTURAL POLICY  
EUROPEAN WINE SECTOR



COMMON AGRICULTURAL POLICY  
EUROPEAN WINE SECTOR



<b>Wine CMO :Submission of financial table of the national support programme 2014-2018 Council Regulation EU 1308/2013 Article 41 Commission Regulation EC 555/2008 Annex IV Commission Regulation EC 2016/1150 Annex II</b>	European Commission DG Agriculture & Rural development Unit: AGRI-G.2
--	---

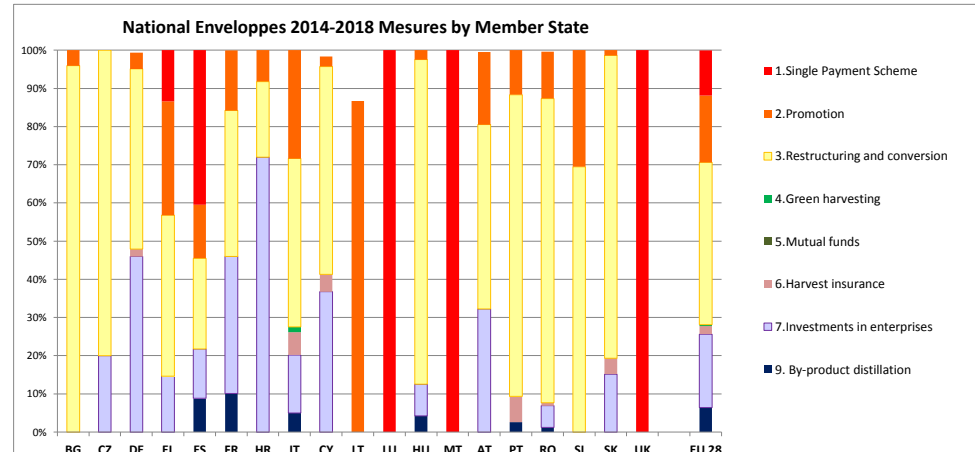
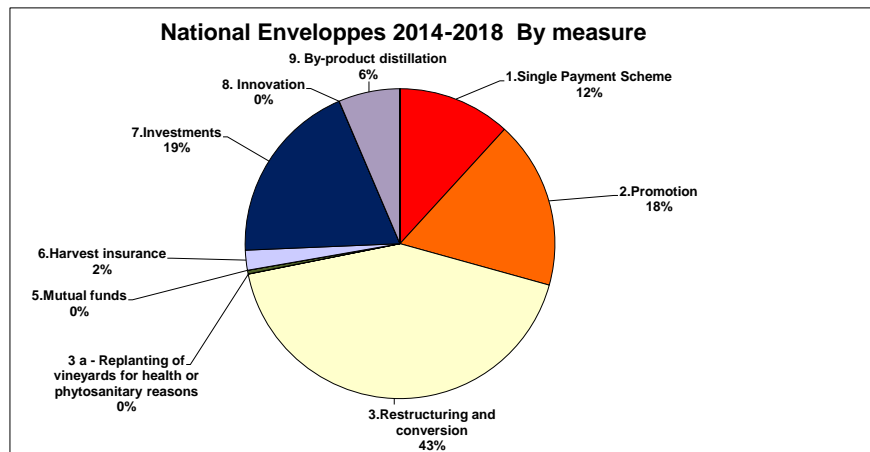
SITUATION AU 1 Mars 2018

Measure : (*)	Member STATES ToTal (in 1000 euros)										Member STATE ToTal (in 1000 euros)										Total E.U. 2014-2018 (in 1000 euros)	Measure : (*)
	BG	CZ	DE	EL	ES	FR	HR	IT	CY	LT	LU	HU	MT	AT	PT	RO	SI	SK	UK			
(1) (2)																					EU 28	(1) (2)
1.Single Payment Scheme				13%	40%					100%		100%							100%	12%	1.Single Payment Scheme	
2.Promotion	4%		4%	30%	14%	16%	8%	28%	3%	87%		2%		19%	12%	12%	31%	1%		18%	2.Promotion	
3.Restructuring and conversion	96%	80%	47%	42%	24%	38%	20%	44%	54%			85%		48%	79%	80%	69%	79%		43%	3.Restructuring and conversion	
3 a - Replanting of vineyards for health or phytosanitary reasons						0%										0%				0%	3 a - Replanting of vineyards for health or phytosanitary reasons	
4.Green harvesting								1%												0%	4.Green harvesting	
5.Mutual funds																					5.Mutual funds	
6.Harvest insurance			1,9%					6%	5%						7%	1%		4%		2%	6.Harvest insurance	
7.Investments in enterprises		20%	46%	15%	13%	36%	72%	15%	37%		8%			32%		6%		15%		19%	7.Investments in enterprises	
8. Innovation			0%		0%				2%											0%	8. Innovation	
9. By-product distillation					9%	10%		5%			4%				3%	1%				6%	9. By-product distillation	
<b>Total 1 - 9</b>	<b>100%</b>	<b>100%</b>	<b>100%</b>	<b>100%</b>	<b>100%</b>	<b>100%</b>	<b>100%</b>	<b>100%</b>	<b>100%</b>	<b>87%</b>	<b>100%</b>	<b>100%</b>	<b>100%</b>	<b>99%</b>	<b>100%</b>	<b>100%</b>	<b>100%</b>	<b>100%</b>	<b>100%</b>	<b>100%</b>	<b>Total:</b>	
If relevant:																					If relevant:	
Regulation (EC) No. 479/2008 Annex II Budget	100%	100%	100%	100%	100%	100%	100%	100%	100%	87%	100%	100%	100%	99%	100%	100%	100%	100%	100%	100%	Regulation (EC) No. 479/2008 Annex II Budget	

Financial limits (Dec 2008 compromise)

(\*) : All the articles indicated in this Annex refer to Regulation (EC) No. 479/2008

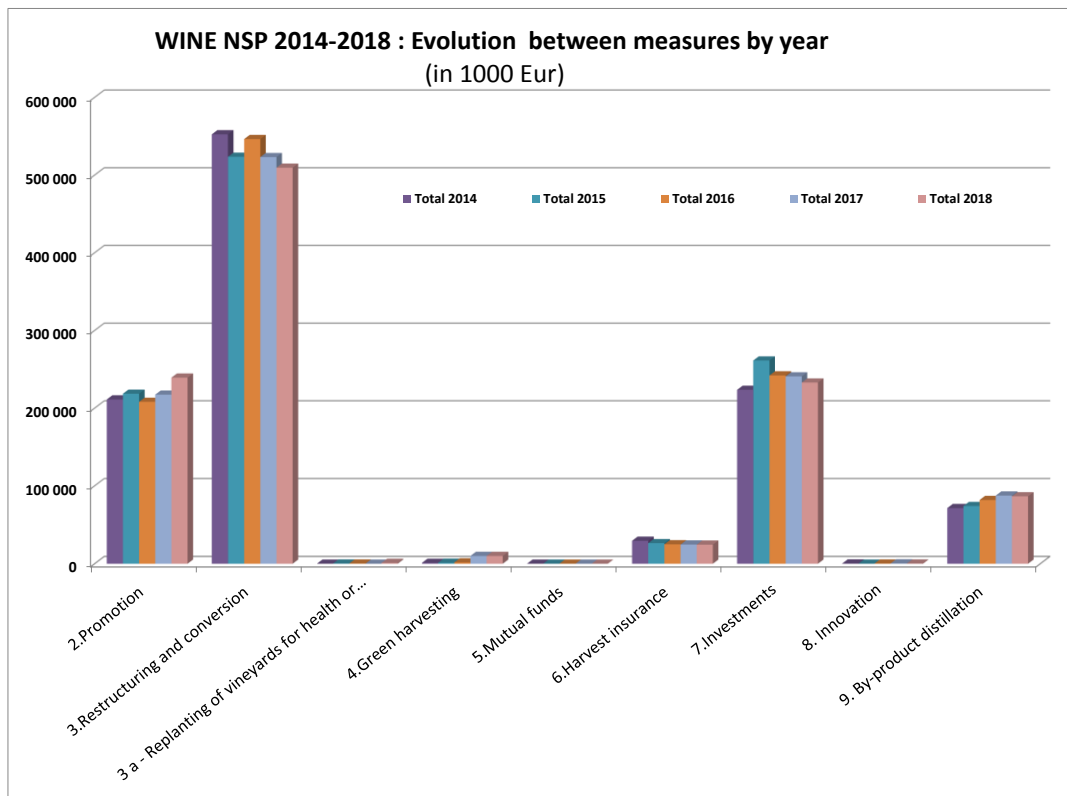
V 03.03





Wine CMO :Submission of financial table of the national support programme 2014-2018 Council Regulation EU 1308/2013 Article 41 Commission Regulation EC 555/2008 Annex IV Commission Regulation EC 2016/1150 Annex II							
SITUATION AU 1 Mars 2018							
70	Total 2014	Total 2015	Total 2016	Total 2017	Total 2018	Total 2014-2018 (in 1000 euros)	
(1) (2)							
1.Single Payment Scheme	159 859	143 859	143 859	143 859	143 859	<b>735 295</b>	<b>12%</b>
2.Promotion	211 096	218 494	208 054	217 299	239 169	<b>1 094 112</b>	<b>18%</b>
3.Restructuring and conversion	552 354	523 421	546 278	523 056	509 438	<b>2 654 547</b>	<b>43%</b>
3 a - Replanting of vineyards for health or		200	200	20	1 020	<b>1 440</b>	<b>0%</b>
4.Green harvesting	1 126	1 151	1 653	10 000	10 000	<b>23 930</b>	<b>0%</b>
5.Mutual funds							
6.Harvest insurance	29 413	26 336	24 876	24 596	24 436	<b>129 657</b>	<b>2%</b>
7.Investments	223 518	261 249	242 032	240 818	232 850	<b>1 200 467</b>	<b>19%</b>
8. Innovation	250		183	369	208	<b>1 010</b>	<b>0%</b>
9. By-product distillation	71 300	73 950	81 700	87 400	86 400	<b>400 750</b>	<b>6%</b>
Total 2 - 9	1 089 055	1 104 801	1 104 976	1 103 558	1 103 521	5 505 911	<b>88%</b>
Total 1 - 9	1 248 914	1 248 660	1 248 835	1 247 417	1 247 380	6 241 206	<b>100%</b>

Financial limits	<b>1 248 913</b>	<b>1 248 913</b>	<b>1 248 913</b>	<b>1 247 860</b>	<b>1 247 860</b>	<b>6 242 459</b>
utilisation %	<b>100,0%</b>	<b>100,0%</b>	<b>100,0%</b>	<b>100,0%</b>	<b>100,0%</b>	<b>100,0%</b>

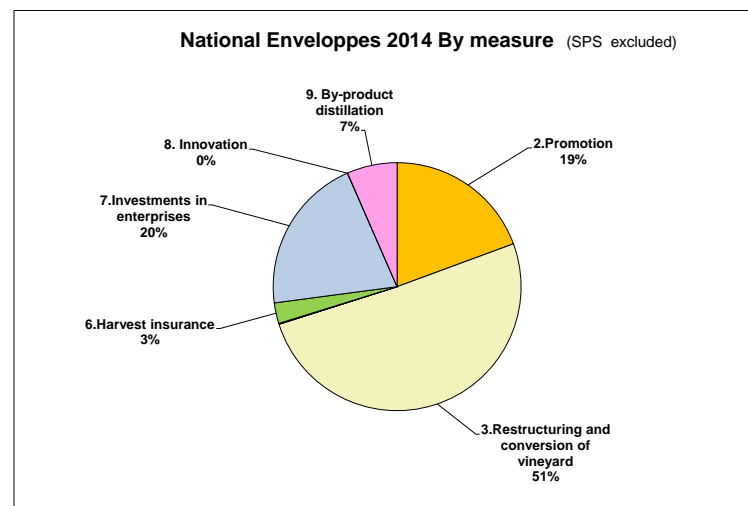
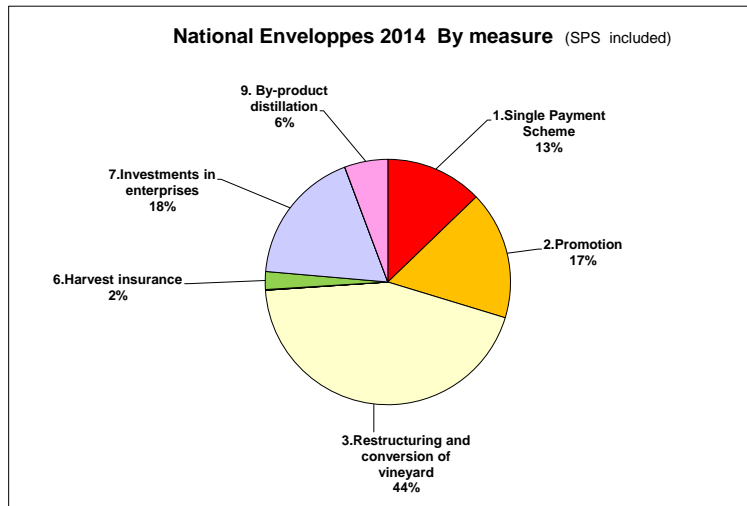




European Commission DG Agriculture & Rural development Unit: AGRI-C2	<b>Wine CMO : First submission of financial table of the national support programme Council Regulation EU 1308/2013 Article 41 Commission Regulation EC 555/2008 Annex IV Commission Regulation EC 2016/1150 Annex II</b>	<b>2014</b>	European Commission DG Agriculture & Rural development Unit: AGRI-C2
--	---	-------------	--

SITUATION AU 1 Mars 2018

Measure : (1)	Member STATES ToTal (in 1000 euros)																	Total E.U. 2014 (in 1000 euros)	Measure : (1)			
	BG	CZ	DE	EL	ES	FR	HR	IT	CY	LT	LU	HU	MT	AT	PT	RO	SI			SK	UK	
1.Single Payment Scheme				16 000	142 749						588		402						120	159.859	1.Single Payment Scheme	
2.Promotion	600		1 740	3 785	50 000	50 545	994	85 697	350	45	1 000			3 500	10 000	1 300	1 500	40		211.096	2.Promotion	
3.Restricturing and conversion of vineyard	26 162	4 124	17 546	4 178	120 019	100 000	1 961	150 157	3 174			22 603		4 500	45 210	45 050	3 545	4 125		552.354	3.Restricturing and conversion of vineyard	
3 a - Replanting of vineyards for health or phytosanitary reasons																					-	3 a - Replanting of vineyards for health or phytosanitary reasons
4.Green harvesting								1 126													1.126	4.Green harvesting
5.Mutual funds																					-	5.Mutual funds
6.Harvest insurance			1 753					20 000	190						7 000	350		120			29.413	6.Harvest insurance
7.Investments in enterprises		1 031	17 856		8 513	110 000	8 930	65 017	683		4 000			5 688		1 000		800			223.518	7.Investments in enterprises
8. Innovation									250												250	8. Innovation
9. By-product distillation					31 800	20 000		15 000				1 500			3 000						71.300	9. By-product distillation
Total 2 - 9	26 762	5 155	38 895	7 963	210 332	280 545	11 885	336 997	4 647	45		29 103		13 688	65 208	47 700	5 045	5 085			1.089.055	Total excl. SPS
Total 1 - 9	26 762	5 155	38 895	23 963	353 081	280 545	11 885	336 997	4 647	45	588	29 103	402	13 688	65 208	47 700	5 045	5 085	120		1.248.914	Total incl. SPS
Regulation (EC) No. 1308/2013 Annex VI	26 762	5 155	38 895	23 963	353 081	280 545	11 885	336 997	4 646	45	588	29 103	402	13 688	65 208	47 700	5 045	5 085	120		1248 913	Regulation (EC) No. 1308/2013 Annex VI





COMMON AGRICULTURAL POLICY  
EUROPEAN WINE SECTOR



COMMON AGRICULTURAL POLICY  
EUROPEAN WINE SECTOR



European Commission DG Agriculture & Rural development Unit: AGRI-C2	<b>Wine CMO : First submission of financial table of the national support programme Council Regulation EU 1308/2013 Article 41 Commission Regulation EC 555/2008 Annex IV Commission Regulation EC 2016/1150 Annex II</b>	<b>2015</b>	European Commission DG Agriculture & Rural development Unit: AGRI-C2
---	---	-------------	--

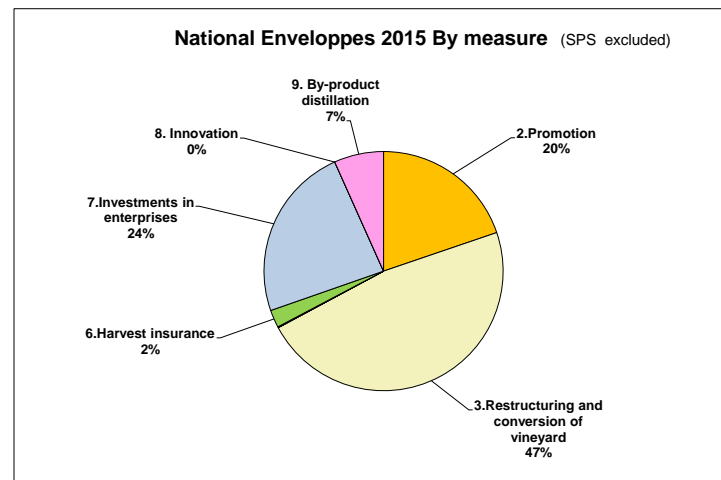
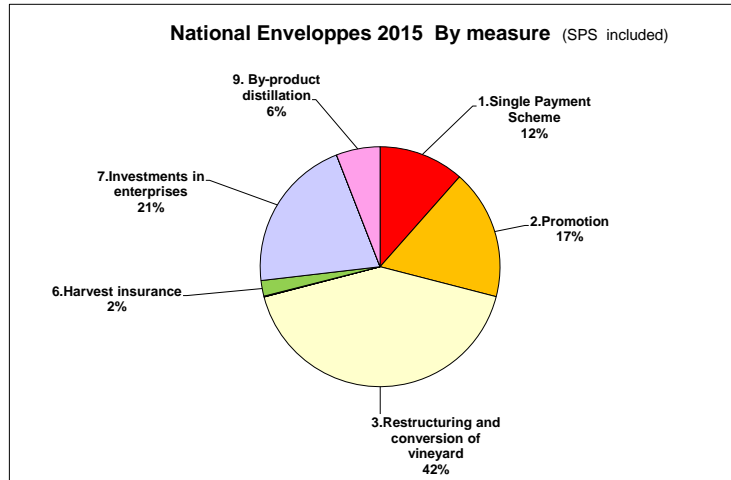
SITUATION AU 1 Mars 2018

Measure : (*)	Member STATES ToTal (in 1000 euros)																	Total E.U. 2015 (in 1000 euros)	Measure : (*)		
	BG	CZ	DE	EL	ES	FR	HR	IT	CY	LT	LU	HU	MT	AT	PT	RO	SI			SK	UK
(1) (2)																					(1) (2)
1.Single Payment Scheme					142 749						588		402						120	143.859	1.Single Payment Scheme
2.Promotion	1 095		1 742	8 000	44 000	50 000	994	93 551	27	45		1 000		2 500	7 000	7 000	1 500	40		218.494	2.Promotion
3.Restructuring and conversion of vineyard	25 667	4 124	19 145	13 000	80 082	100 345	2 961	151 217	3 329			19 303		6 500	52 808	37 350	3 545	4 045		523.421	3.Restructuring and conversion of vineyard
3 a - Replanting of vineyards for health or phytosanitary reasons						200														200	3 a - Replanting of vineyards for health or phytosanitary reasons
4.Green harvesting								1 151												1.151	4.Green harvesting
5.Mutual funds																				-	5.Mutual funds
6.Harvest insurance			1 596					20 000	190						4 000	350		200		26.336	6.Harvest insurance
7.Investments in enterprises		1 031	16 247	2 963	56 000	102 000	7 930	58 078	1 100			8 000		4 600		2 500		800		261.249	7.Investments in enterprises
8. Innovation																				-	8. Innovation
9. By-product distillation					30 250	28 000		13 000				800			1 400	500				73.950	9. By-product distillation
Total 2 - 9	26 762	5 155	38 730	23 963	210 332	280 545	11 885	336 997	4 646	45		29 103		13 600	65 208	47 700	5 045	5 085		1.104.801	Total excl. SPS
Total 1 - 9	26 762	5 155	38 730	23 963	353 081	280 545	11 885	336 997	4 646	45	588	29 103	402	13 600	65 208	47 700	5 045	5 085	120	1.248.660	Total incl. SPS
Regulation (EC) No. 1308/2013 Annex VI	26 762	5 155	38 895	23 963	210 332	280 545	11 885	336 997	4 646	45		29 103		13 688	65 208	47 700	5 045	5 085		1105 054	Regulation (EC) No. 1308/2013 Annex VI

Financial limits (Dec 2008 compromise)

(\*) : All the articles indicated in this Annex refer to Regulation (EC) No. 479/2008

V 01.00





European Commission DG Agriculture & Rural development Unit: AGRI-C2	<b>Wine CMO : First submission of financial table of the national support programme Council Regulation EU 1308/2013 Article 41 Commission Regulation EC 555/2008 Annex IV Commission Regulation EC 2016/1150 Annex II</b>	2016		European Commission DG Agriculture & Rural development Unit: AGRI-C2
--	---	------	--	--

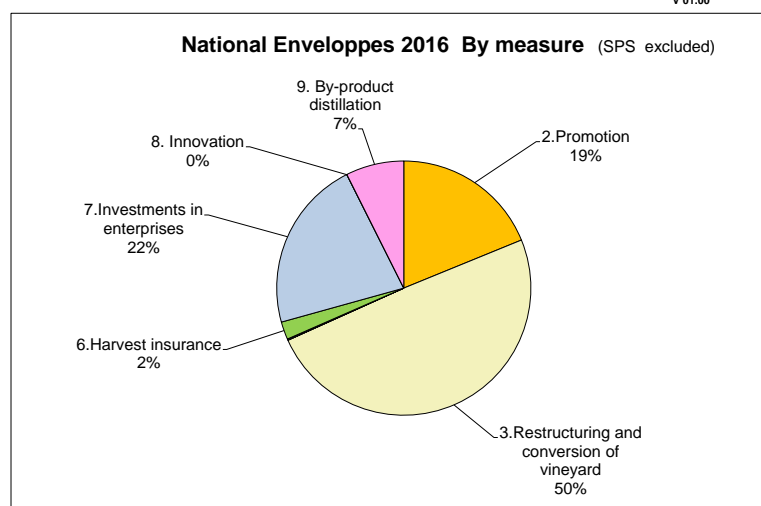
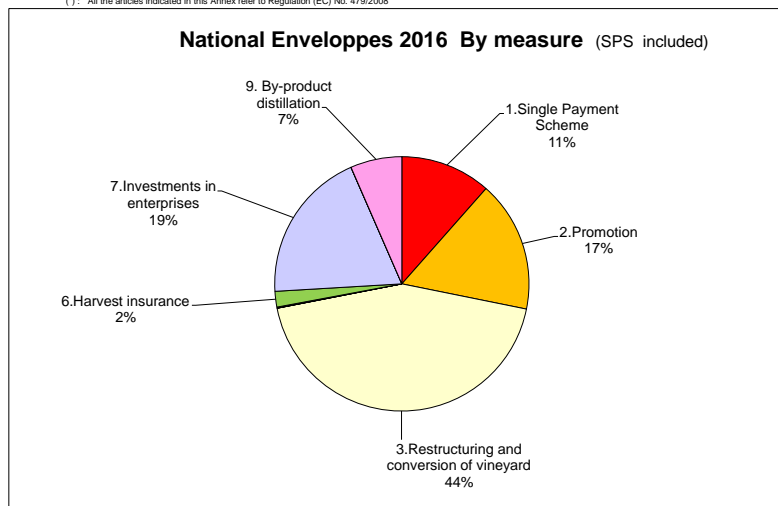
SITUATION AU 1 Mars 2018

Measure : (*)	Member STATES ToTal (in 1000 euros)										Member STATE ToTal (in 1000 euros)								Total E.U. 2016 (in 1000 euros)	Measure : (*)	
	BG	CZ	DE	EL	ES	FR	HR	IT	CY	LT	LU	HU	MT	AT	PT	RO	SI	SK			UK
(1) (2)																				(1) (2)	
1.Single Payment Scheme					142 749					588		402						120	143.859	1.Single Payment Scheme	
2.Promotion	744		1 742	8 000	50 000	38 500	994	95 014	25	45	1 000		2 000	7 000	1 400	1 500	90	208.054	2.Promotion		
3.Restructuring and conversion of vineyard	26 018	4 124	18 560	13 300	72 532	105 845	2 961	160 936	2 551		26 603		8 000	52 808	44 450	3 545	4 045	546.278	3.Restructuring and conversion of vineyard		
3 a - Replanting of vineyards for health or phytosanitary reasons						200												200	3 a - Replanting of vineyards for health or phytosanitary reasons		
4.Green harvesting								1 653										1.653	4.Green harvesting		
5.Mutual funds																		-	5.Mutual funds		
6.Harvest insurance			146					20 000	180					4 000	350		200	24.876	6.Harvest insurance		
7.Investments in enterprises		1 031	18 297	2 663	56 967	105 000	7 930	42 894	1 900				3 600		1 000		750	242.032	7.Investments in enterprises		
8. Innovation			150		33													183	8. Innovation		
9. By-product distillation					30 800	31 000		16 500			1 500			1 400	500			81.700	9. By-product distillation		
Total 2 - 9	26 762	5 155	38 895	23 963	210 332	280 545	11 885	336 997	4 656	45	29 103		13 600	65 208	47 700	5 045	5 085	1.104.976	Total excl. SPS		
Total 1 - 9	26 762	5 155	38 895	23 963	353 081	280 545	11 885	336 997	4 656	45	588	29 103	402	13 600	65 208	47 700	5 045	5 085	120	1.248.835	Total incl. SPS
Regulation (EC) No. 1308/2013 Annex VI	26 762	5 155	38 895	23 963	210 332	280 545	11 885	336 997	4 646	45	29 103		13 688	65 208	47 700	5 045	5 085	1.105.054	Regulation (EC) No. 1308/2013 Annex VI		

Financial limits (Dec 2008 compromise)

(\*) : All the articles indicated in this Annex refer to Regulation (EC) No. 479/2008

V 01.00







COMMON AGRICULTURAL POLICY  
EUROPEAN WINE SECTOR



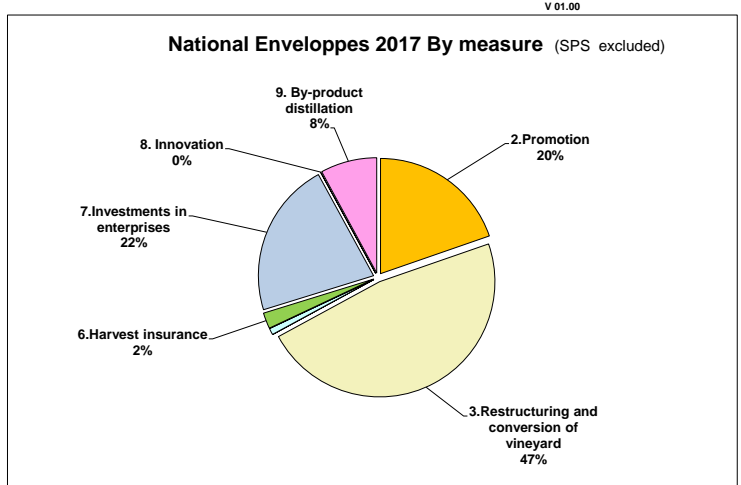
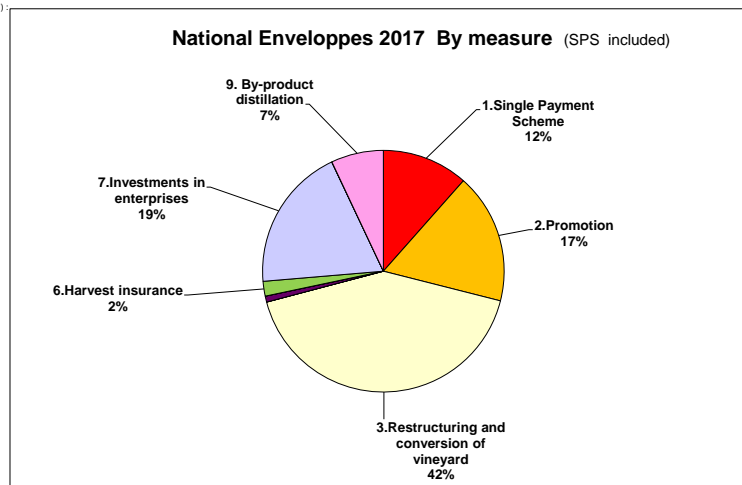
COMMON AGRICULTURAL POLICY  
EUROPEAN WINE SECTOR



European Commission DG Agriculture & Rural development Unit: AGRI-C2	<b>Wine CMO : First submission of financial table of the national support programme Council Regulation EU 1308/2013 Article 41 Commission Regulation EC 555/2008 Annex IV Commission Regulation EC 2016/1150 Annex II</b>	<b>2017</b>		European Commission DG Agriculture & Rural development Unit: AGRI-C2
--	---	-------------	--	--

SITUATION AU 1 Mars 2018

Measure : (*)	Member STATES ToTal (in 1000 euros)											Member STATE ToTal (in 1000 euros)							Total E.U. 2017 (in 1000 euros)	Measure : (*)
	BG	CZ	DE	EL	ES	FR	HR	IT	CY	LT	LU	HU	MT	AT	PT	RO	SI	SK		
(1) (2)																				
1.Single Payment Scheme					142 749						588		402						120	
2.Promotion	1 500		1 500	8 000	50 000	32 000	867	101 997	100	45		600		2 500	7 000	9 500	1 600	90		
3.Restructuring and conversion of vineyard	25 262	4 124	18 282	10 000	72 532	122 525	1 930	140 000	1 100			27 303		7 000	53 308	32 350	3 445	3 895		
3 a - Replanting of vineyards for health or phytosanitary reasons						20														
4.Green harvesting								10 000												
5.Mutual funds																				
6.Harvest insurance			146					20 000	250						3 500	350		350		
7.Investments in enterprises		1 031	18 462	5 963	55 881	94 000	8 035	45 000	3 096					4 100		4 500		750		
8. Innovation			150		119				100											
9. By-product distillation					31 800	32 000		20 000				1 200			1 400	1 000				
<b>Total 2 - 9</b>	<b>26 762</b>	<b>5 155</b>	<b>38 540</b>	<b>23 963</b>	<b>210 332</b>	<b>280 545</b>	<b>10 832</b>	<b>336 997</b>	<b>4 646</b>	<b>45</b>		<b>29 103</b>		<b>13 600</b>	<b>65 208</b>	<b>47 700</b>	<b>5 045</b>	<b>5 085</b>		
<b>Total 1 - 9</b>	<b>26 762</b>	<b>5 155</b>	<b>38 540</b>	<b>23 963</b>	<b>353 081</b>	<b>280 545</b>	<b>10 832</b>	<b>336 997</b>	<b>4 646</b>	<b>45</b>	<b>588</b>	<b>29 103</b>	<b>402</b>	<b>13 600</b>	<b>65 208</b>	<b>47 700</b>	<b>5 045</b>	<b>5 085</b>	<b>120</b>	
Regulation (EC) No. 1308/2013 Annex VI	26 762	5 155	38 895	23 963	210 332	280 545	10 832	336 997	4 646	45		29 103		13 688	65 208	47 700	5 045	5 085		
Financial limits (Dec 2008 compromise)																				
(*)																				





COMMON AGRICULTURAL POLICY  
EUROPEAN WINE SECTOR



COMMON AGRICULTURAL POLICY  
EUROPEAN WINE SECTOR



European Commission DG Agriculture & Rural development Unit: AGR-C2	<b>Wine CMO : First submission of financial table                  of the national support programme                  Council Regulation EU 1308/2013 Article 41                  Commission Regulation EC 555/2008 Annex IV                  Commission Regulation EC 2016/1150 Annex II</b>	<b>2018</b>	European Commission DG Agriculture & Rural development Unit: AGR-G.2
---	---	-------------	--

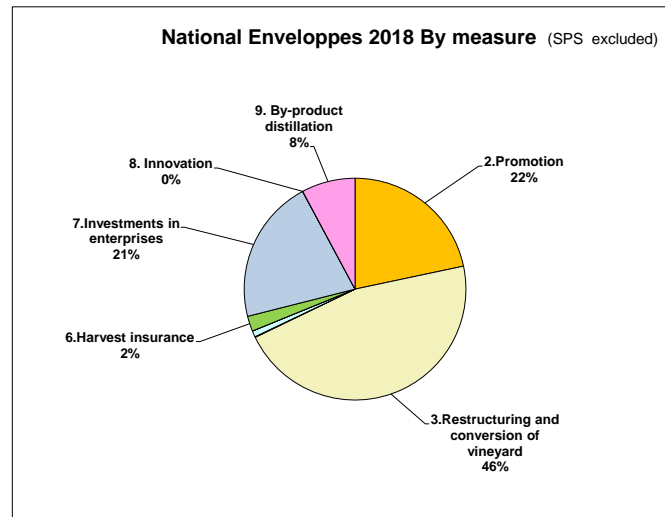
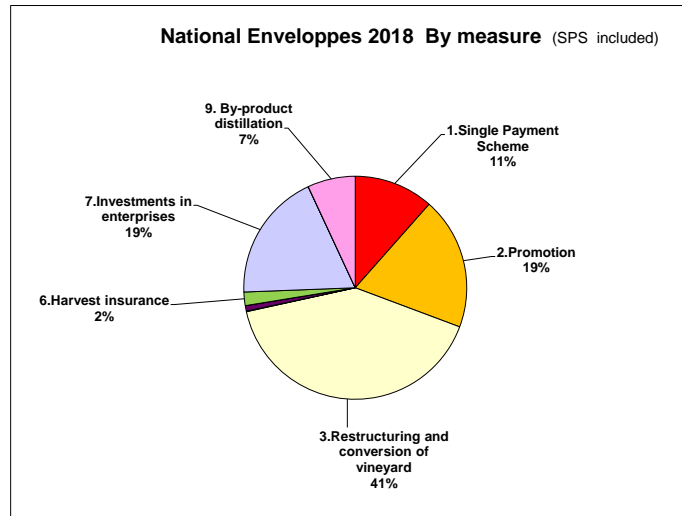
SITUATION AU 1 Mars 2018

Measure : (*)	Member STATES ToTal (in 1000 euros)										Member STATE ToTal (in 1000 euros)								Total E.U. 2018 (in 1000 euros)	Measure : (*)	
	BG	CZ	DE	EL	ES	FR	HR	IT	CY	LT	LU	HU	MT	AT	PT	RO	SI	SK			UK
(1) (2)																					
1.Single Payment Scheme					142 749					588		402						120		143.859	1.Single Payment Scheme
2.Promotion	1 500		1 500	8 000	54 000	50 000	867	101 997	100	15	0		2 500	7 000	10 000	1 600	90			239.169	2.Promotion
3.Restructuring and conversion of vineyard	25 262	4 124	18 185	10 000	74 261	107 025	1 530	140 000	2 500		27 903		7 000	53 308	30 850	3 445	4 045			509.438	3.Restructuring and conversion of vineyard
3 a - Replanting of vineyards for health or phytosanitary reasons						20									1 000					1.020	3 a - Replanting of vineyards for health or phytosanitary reasons
4.Green harvesting								10 000												10.000	4.Green harvesting
5.Mutual funds																				-	5.Mutual funds
6.Harvest insurance			146					20 000	240					3 500	350		200			24.436	6.Harvest insurance
7.Investments in enterprises		1 031	18 552	5 963	50 263	92 500	8 435	45 000	1 756				4 100		4 500		750			232.850	7.Investments in enterprises
8. Innovation			150		8				50											208	8. Innovation
9. By-product distillation					31 800	31 000		20 000			1 200			1 400	1 000					86.400	9. By-product distillation
Total 2 - 9	26 762	5 155	38 533	23 963	210 332	280 545	10 832	336 997	4 646	15	29 103		13 600	65 208	47 700	5 045	5 085			1.103.521	Total excl. SPS
Total 1 - 9	26 762	5 155	38 533	23 963	353 081	280 545	10 832	336 997	4 646	15	588	29 103	402	13 600	65 208	47 700	5 045	5 085	120	1.247.380	Total incl. SPS
Regulation (EC) No. 1308/2013 Annex VI	26 762	5 155	38 895	23 963	210 332	280 545	10 832	336 997	4 646	45	29 103			13 688	65 208	47 700	5 045	5 085		1104 001	Regulation (EC) No. 1308/2013 Annex VI

Financial limits (Dec 2008 compromise)

(\*) : All the articles indicated in this Annex refer to Regulation (EC) No. 479/2008

V 01.00





COMMON AGRICULTURAL POLICY  
EUROPEAN WINE SECTOR



European Commission DG Agriculture & Rural development							<b>Wine CMO :Submission of financial table            of the national support programme 2014-2018            Council Regulation EU 1308/2013 Article 41            Commission Regulation EC 555/2008 Annex IV            Commission Regulation EC 2016/1150 Annex II</b>							<b>Bulgaria</b>						
SITUATION AU 1 Mars 2018																				
Measure : (*)	Financial Year:						Total (in 1000 euros)													
	2014	2015	2016	2017	2018															
(1) (2)	(3)	(4)	(5)	(6)	(7)	(8)														
<b>1 -Single Payment Scheme support</b>							<b>0</b>													
<b>2 -Promotion</b>	600	1 095	744	1 500	1 500		<b>5 439</b>													
<b>3 -Restructuring and conversion of vineyard</b>	26 162	25 667	26 018	25 262	25 262		<b>128 371</b>													
<b>3 a - Replanting of vineyards for health or phytosanitary reasons</b>							<b>0</b>													
<b>4 -Green harvesting</b>							<b>0</b>													
<b>5 -Mutual funds</b>							<b>0</b>													
<b>6 -Harvest insurance</b>							<b>0</b>													
<b>7 -Investments in enterprises</b>							<b>0</b>													
<b>8 - Innovation</b>							<b>0</b>													
<b>9 -By-product distillation</b>							<b>0</b>													
<b>Total:</b>	<b>26 762</b>	<b>26 762</b>	<b>26 762</b>	<b>26 762</b>	<b>26 762</b>	<b>26 762</b>	<b>133 810</b>													



**COMMON AGRICULTURAL POLICY**  
**EUROPEAN WINE SECTOR**



Measure : (*)		Financial Year:					Total (in 1000 euros)
		2014	2015	2016	2017	2018	
(1)	(2)	(3)	(4)	(5)	(6)	(7)	(8)
SITUATION AU 1 Mars 2018							
<b>1 -Single Payment Scheme support</b>							0
<b>2 -Promotion</b>							0
<b>3 -Restructuring and conversion of vineyard</b>		4 124	4 124	4 124	4 124	4 124	20 620
<b>3 a - Replanting of vineyards for health or phytosanitary reasons</b>							0
<b>4 -Green harvesting</b>							0
<b>5 -Mutual funds</b>							0
<b>6 -Harvest insurance</b>							0
<b>7 -Investments in enterprises</b>		1 031	1 031	1 031	1 031	1 031	5 155
<b>8 - Innovation</b>							0
<b>9 -By-product distillation</b>							0
<b>Total:</b>		<b>5.155</b>	<b>5.155</b>	<b>5.155</b>	<b>5.155</b>	<b>5.155</b>	<b>25 775</b>



COMMON AGRICULTURAL POLICY  
EUROPEAN WINE SECTOR



European Commission DG Agriculture & Rural development		Wine CMO :Submission of financial table of the national support programme 2014-2018 Council Regulation EU 1308/2013 Article 41 Commission Regulation EC 555/2008 Annex IV Commission Regulation EC 2016/1150 Annex II					Germany
SITUATION AU 1 Mars 2018							
Measure : (*)	Financial Year:					Total (in 1000 euros)	
	2014	2015	2016	2017	2018		
(1) (2)	(3)	(4)	(5)	(6)	(7)	(8)	
<b>1 -Single Payment Scheme support</b>						<b>0</b>	
<b>2 -Promotion</b>	1 740	1 742	1 742	1 500	1 500	<b>8 224</b>	
<b>3 -Restructuring and conversion of vineyard</b>	17 546	19 145	18 560	18 282	18 185	<b>91 718</b>	
<b>3 a - Replanting of vineyards for health or phytosanitary reasons</b>						<b>0</b>	
<b>4 -Green harvesting</b>						<b>0</b>	
<b>5 -Mutual funds</b>						<b>0</b>	
<b>6 -Harvest insurance</b>	1 753	1 596	146	146	146	<b>3 787</b>	
<b>7 -Investments in enterprises</b>	17 856	16 247	18 297	18 462	18 552	<b>89 414</b>	
<b>8 - Innovation</b>			150	150	150	<b>450</b>	
<b>9 -By-product distillation</b>						<b>0</b>	
<b>Total:</b>	<b>38 895</b>	<b>38 730</b>	<b>38 895</b>	<b>38 540</b>	<b>38 533</b>	<b>193 593</b>	



**COMMON AGRICULTURAL POLICY**  
**EUROPEAN WINE SECTOR**



Measure : (*)		Financial Year:					Total (in 1000 euros)
		2014	2015	2016	2017	2018	
(1)	(2)	(3)	(4)	(5)	(6)	(7)	(8)
SITUATION AU 1 Mars 2018							
<b>1 -Single Payment Scheme support</b>		16 000					<b>16 000</b>
<b>2 -Promotion</b>		3 785	8 000	8 000	8 000	8 000	<b>35 785</b>
<b>3 -Restructuring and conversion of vineyard</b>		4 178	13 000	13 300	10 000	10 000	<b>50 478</b>
<b>3 a - Replanting of vineyards for health or phytosanitary reasons</b>							<b>0</b>
<b>4 -Green harvesting</b>							<b>0</b>
<b>5 -Mutual funds</b>							<b>0</b>
<b>6 -Harvest insurance</b>							<b>0</b>
<b>7 -Investments in enterprises</b>			2 963	2 663	5 963	5 963	<b>17 552</b>
<b>8 - Innovation</b>							<b>0</b>
<b>9 -By-product distillation</b>							<b>0</b>
<b>Total:</b>		<b>23 963</b>	<b>23 963</b>	<b>23 963</b>	<b>23 963</b>	<b>23 963</b>	<b>119 815</b>



**COMMON AGRICULTURAL POLICY**  
**EUROPEAN WINE SECTOR**



European Commission DG Agriculture & Rural development		Wine CMO :Submission of financial table of the national support programme 2014-2018 Council Regulation EU 1308/2013 Article 41 Commission Regulation EC 555/2008 Annex IV Commission Regulation EC 2016/1150 Annex II					Spain
SITUATION AU 1 Mars 2018							
Measure : (*)	Financial Year:					Total (in 1000 euros)	
	2014	2015	2016	2017	2018		
(1) (2)	(3)	(4)	(5)	(6)	(7)	(8)	
<b>1 -Single Payment Scheme support</b>	142 749	142 749	142 749	142 749	142 749	<b>713 745</b>	
<b>2 -Promotion</b>	50 000	44 000	50 000	50 000	54 000	<b>248 000</b>	
<b>3 -Restructuring and conversion of vineyard</b>	120 019	80 082	72 532	72 532	74 261	<b>419 426</b>	
<b>3 a - Replanting of vineyards for health or phytosanitary reasons</b>						<b>0</b>	
<b>4 -Green harvesting</b>						<b>0</b>	
<b>5 -Mutual funds</b>						<b>0</b>	
<b>6 -Harvest insurance</b>						<b>0</b>	
<b>7 -Investments in enterprises</b>	8 513	56 000	56 967	55 881	50 263	<b>227 624</b>	
<b>8 - Innovation</b>			33	119	8	<b>160</b>	
<b>9 -By-product distillation</b>	31 800	30 250	30 800	31 800	31 800	<b>156 450</b>	
<b>Total:</b>	<b>353.081</b>	<b>353.081</b>	<b>353.081</b>	<b>353.081</b>	<b>353.081</b>	<b>1765 405</b>	



**COMMON AGRICULTURAL POLICY**  
**EUROPEAN WINE SECTOR**



Measure : (*)		Financial Year:					Total (in 1000 euros)
		2014	2015	2016	2017	2018	
(1)	(2)	(3)	(4)	(5)	(6)	(7)	(8)
<b>SITUATION AU 1 Mars 2018</b>							
<b>1 -Single Payment Scheme support</b>							<b>0</b>
<b>2 -Promotion</b>		50 545	50 000	38 500	32 000	50 000	<b>221 045</b>
<b>3 -Restructuring and conversion of vineyard</b>		100 000	100 345	105 845	122 525	107 025	<b>535 740</b>
<b>3 a - Replanting of vineyards for health or phytosanitary reasons</b>			200	200	20	20	<b>440</b>
<b>4 -Green harvesting</b>							<b>0</b>
<b>5 -Mutual funds</b>							<b>0</b>
<b>6 -Harvest insurance</b>							<b>0</b>
<b>7 -Investments in enterprises</b>		110 000	102 000	105 000	94 000	92 500	<b>503 500</b>
<b>8 - Innovation</b>							<b>0</b>
<b>9 -By-product distillation</b>		20 000	28 000	31 000	32 000	31 000	<b>142 000</b>
<b>Total:</b>		<b>280 545</b>	<b>280 545</b>	<b>280 545</b>	<b>280 545</b>	<b>280 545</b>	<b>1402 725</b>





**COMMON AGRICULTURAL POLICY**  
**EUROPEAN WINE SECTOR**




Measure : (*)		Financial Year:					Total (in 1000 euros)
		2014	2015	2016	2017	2018	
(1)	(2)	(3)	(4)	(5)	(6)	(7)	(8)
SITUATION AU 1 Mars 2018							
<b>1 -Single Payment Scheme support</b>							0
<b>2 -Promotion</b>		994	994	994	867	867	4 716
<b>3 -Restructuring and conversion of vineyard</b>		1 961	2 961	2 961	1 930	1 530	11 343
<b>3 a - Replanting of vineyards for health or phytosanitary reasons</b>							0
<b>4 -Green harvesting</b>							0
<b>5 -Mutual funds</b>							0
<b>6 -Harvest insurance</b>							0
<b>7 -Investments in enterprises</b>		8 930	7 930	7 930	8 035	8 435	41 260
<b>8 - Innovation</b>							0
<b>9 -By-product distillation</b>							0
<b>Total:</b>		<b>11 885</b>	<b>11 885</b>	<b>11 885</b>	<b>10 832</b>	<b>10 832</b>	<b>57 319</b>



**COMMON AGRICULTURAL POLICY**  
**EUROPEAN WINE SECTOR**



Measure : (*)		Financial Year:					Total (in 1000 euros)
		2014	2015	2016	2017	2018	
(1)	(2)	(3)	(4)	(5)	(6)	(7)	(8)
SITUATION AU 1 Mars 2018							
<b>1 -Single Payment Scheme support</b>							
<b>2 -Promotion</b>		<b>85 697</b>	<b>93 551</b>	<b>95 014</b>	<b>101 997</b>	101 997	<b>478 256</b>
<b>3 -Restructuring and conversion of vineyard</b>		<b>150 157</b>	<b>151 217</b>	<b>160 936</b>	<b>140 000</b>	140 000	<b>742 310</b>
<b>3 a - Replanting of vineyards for health or phytosanitary reasons</b>							
<b>4 -Green harvesting</b>		<b>1 126</b>	<b>1 151</b>	<b>1 653</b>	<b>10 000</b>	10 000	<b>23 930</b>
<b>5 -Mutual funds</b>							
<b>6 -Harvest insurance</b>		<b>20 000</b>	<b>20 000</b>	<b>20 000</b>	<b>20 000</b>	20 000	<b>100 000</b>
<b>7 -Investments in enterprises</b>		<b>65 017</b>	<b>58 078</b>	<b>42 894</b>	<b>45 000</b>	45 000	<b>255 989</b>
<b>8 - Innovation</b>							
<b>9 -By-product distillation</b>		<b>15 000</b>	<b>13 000</b>	<b>16 500</b>	<b>20 000</b>	20 000	<b>84 500</b>
<b>Total:</b>		<b>336 997</b>	<b>336 997</b>	<b>336 997</b>	<b>336 997</b>	<b>336 997</b>	<b>1 684 985</b>



**COMMON AGRICULTURAL POLICY**  
**EUROPEAN WINE SECTOR**



European Commission DG Agriculture & Rural development		Wine CMO :Submission of financial table of the national support programme 2014-2018 Council Regulation EU 1308/2013 Article 41 Commission Regulation EC 555/2008 Annex IV Commission Regulation EC 2016/1150 Annex II					Cyprus
SITUATION AU 1 Mars 2018							
Measure : (*)	Financial Year:					Total (in 1000 euros)	
	2014	2015	2016	2017	2018		
(1) (2)	(3)	(4)	(5)	(6)	(7)	(8)	
<b>1 -Single Payment Scheme support</b>						0	
<b>2 -Promotion</b>	350	27	25	100	100	602	
<b>3 -Restructuring and conversion of vineyard</b>	3 174	3 329	2 551	1 100	2 500	12 654	
<b>3 a - Replanting of vineyards for health or phytosanitary reasons</b>						0	
<b>4 -Green harvesting</b>						0	
<b>5 -Mutual funds</b>						0	
<b>6 -Harvest insurance</b>	190	190	180	250	240	1 050	
<b>7 -Investments in enterprises</b>	683	1 100	1 900	3 096	1 756	8 535	
<b>8 - Innovation</b>	250			100	50	400	
<b>9 -By-product distillation</b>						0	
<b>Total:</b>	<b>4 647</b>	<b>4 646</b>	<b>4 656</b>	<b>4 646</b>	<b>4 646</b>	<b>23 241</b>	



**COMMON AGRICULTURAL POLICY**  
**EUROPEAN WINE SECTOR**



Measure : (*)		Financial Year:					Total (in 1000 euros)	
		2014	2015	2016	2017	2018		
(1)	(2)	(3)	(4)	(5)	(6)	(7)	(8)	
<b>SITUATION AU 1 Mars 2018</b>								
<b>European Commission DG Agriculture &amp; Rural development</b>		<b>Wine CMO :Submission of financial table of the national support programme 2014-2018 Council Regulation EU 1308/2013 Article 41 Commission Regulation EC 555/2008 Annex IV Commission Regulation EC 2016/1150 Annex II</b>					<b>Lithuania</b>	
<b>1 -Single Payment Scheme support</b>							<b>0</b>	
<b>2 -Promotion</b>		45	45	45	45	15	<b>195</b>	
<b>3 -Restructuring and conversion of vineyard</b>							<b>0</b>	
<b>3 a - Replanting of vineyards for health or phytosanitary reasons</b>							<b>0</b>	
<b>4 -Green harvesting</b>							<b>0</b>	
<b>5 -Mutual funds</b>							<b>0</b>	
<b>6 -Harvest insurance</b>							<b>0</b>	
<b>7 -Investments in enterprises</b>							<b>0</b>	
<b>8 - Innovation</b>							<b>0</b>	
<b>9 -By-product distillation</b>							<b>0</b>	
<b>Total:</b>		<b>45</b>	<b>45</b>	<b>45</b>	<b>45</b>	<b>15</b>	<b>195</b>	



**COMMON AGRICULTURAL POLICY**  
**EUROPEAN WINE SECTOR**



Measure : (*)		Financial Year:					Total (in 1000 euros)
		2014	2015	2016	2017	2018	
(1)	(2)	(3)	(4)	(5)	(6)	(7)	(8)
SITUATION AU 1 Mars 2018							
<b>1 -Single Payment Scheme support</b>		588	588	588	588	588	<b>2 940</b>
<b>2 -Promotion</b>							<b>0</b>
<b>3 -Restructuring and conversion of vineyard</b>							<b>0</b>
<b>3 a - Replanting of vineyards for health or phytosanitary reasons</b>							<b>0</b>
<b>4 -Green harvesting</b>							<b>0</b>
<b>5 -Mutual funds</b>							<b>0</b>
<b>6 -Harvest insurance</b>							<b>0</b>
<b>7 -Investments in enterprises</b>							<b>0</b>
<b>8 - Innovation</b>							<b>0</b>
<b>9 -By-product distillation</b>							<b>0</b>
<b>Total:</b>		<b>588</b>	<b>588</b>	<b>588</b>	<b>588</b>	<b>588</b>	<b>2 940</b>



**COMMON AGRICULTURAL POLICY**  
**EUROPEAN WINE SECTOR**



European Commission DG Agriculture & Rural development		Wine CMO :Submission of financial table of the national support programme 2014-2018 Council Regulation EU 1308/2013 Article 41 Commission Regulation EC 555/2008 Annex IV Commission Regulation EC 2016/1150 Annex II					Hungary
SITUATION AU 1 Mars 2018							
Measure : (*)	Financial Year:					Total (in 1000 euros)	
	2014	2015	2016	2017	2018		
(1) (2)	(3)	(4)	(5)	(6)	(7)	(8)	
<b>1 -Single Payment Scheme support</b>							
<b>2 -Promotion</b>	1 000	1 000	1 000	600		3 600	
<b>3 -Restructuring and conversion of vineyard</b>	22 603	19 303	26 603	27 303	27 903	123 715	
<b>3 a - Replanting of vineyards for health or phytosanitary reasons</b>							
<b>4 -Green harvesting</b>							
<b>5 -Mutual funds</b>							
<b>6 -Harvest insurance</b>							
<b>7 -Investments in enterprises</b>	4 000	8 000				12 000	
<b>8 - Innovation</b>							
<b>9 -By-product distillation</b>	1 500	800	1 500	1 200	1 200	6 200	
<b>Total:</b>	<b>29 103</b>	<b>29 103</b>	<b>29 103</b>	<b>29 103</b>	<b>29 103</b>	<b>145 515</b>	



**COMMON AGRICULTURAL POLICY**  
**EUROPEAN WINE SECTOR**



Measure : (*)		Financial Year:					Total (in 1000 euros)
		2014	2015	2016	2017	2018	
(1)	(2)	(3)	(4)	(5)	(6)	(7)	(8)
SITUATION AU 1 Mars 2018							
<b>1 -Single Payment Scheme support</b>		402	402	402	402	402	<b>2 010</b>
<b>2 -Promotion</b>							<b>0</b>
<b>3 -Restructuring and conversion of vineyard</b>							<b>0</b>
<b>3 a - Replanting of vineyards for health or phytosanitary reasons</b>							<b>0</b>
<b>4 -Green harvesting</b>							<b>0</b>
<b>5 -Mutual funds</b>							<b>0</b>
<b>6 -Harvest insurance</b>							<b>0</b>
<b>7 -Investments in enterprises</b>							<b>0</b>
<b>8 - Innovation</b>							<b>0</b>
<b>9 -By-product distillation</b>							<b>0</b>
<b>Total:</b>		<b>402</b>	<b>402</b>	<b>402</b>	<b>402</b>	<b>402</b>	<b>2 010</b>



**COMMON AGRICULTURAL POLICY**  
**EUROPEAN WINE SECTOR**



European Commission DG Agriculture & Rural development							Wine CMO :Submission of financial table of the national support programme 2014-2018 Council Regulation EU 1308/2013 Article 41 Commission Regulation EC 555/2008 Annex IV Commission Regulation EC 2016/1150 Annex II							Austria
SITUATION AU 1 Mars 2018														
Measure : (*)		Financial Year:					Total (in 1000 euros)							
		2014	2015	2016	2017	2018								
(1)	(2)	(3)	(4)	(5)	(6)	(7)	(8)							
<b>1 -Single Payment Scheme support</b>							0							
<b>2 -Promotion</b>		3 500	2 500	2 000	2 500	2 500	13 000							
<b>3 -Restructuring and conversion of vineyard</b>		4 500	6 500	8 000	7 000	7 000	33 000							
<b>3 a - Replanting of vineyards for health or phytosanitary reasons</b>							0							
<b>4 -Green harvesting</b>							0							
<b>5 -Mutual funds</b>							0							
<b>6 -Harvest insurance</b>							0							
<b>7 -Investments in enterprises</b>		5 688	4 600	3 600	4 100	4 100	22 088							
<b>8 - Innovation</b>							0							
<b>9 -By-product distillation</b>							0							
<b>Total:</b>		13 688	13 600	13 600	13 600	13 600	68 088							





**COMMON AGRICULTURAL POLICY**  
**EUROPEAN WINE SECTOR**



European Commission DG Agriculture & Rural development		Wine CMO :Submission of financial table of the national support programme 2014-2018 Council Regulation EU 1308/2013 Article 41 Commission Regulation EC 555/2008 Annex IV Commission Regulation EC 2016/1150 Annex II					Portugal
SITUATION AU 1 Mars 2018							
Measure : (*)	Financial Year:					Total (in 1000 euros)	
	2014	2015	2016	2017	2018		
(1) (2)	(3)	(4)	(5)	(6)	(7)	(8)	
<b>1 -Single Payment Scheme support</b>						<b>0</b>	
<b>2 -Promotion</b>	10 000	7 000	7 000	7 000	7 000	<b>38 000</b>	
<b>3 -Restructuring and conversion of vineyard</b>	45 210	52 808	52 808	53 308	53 308	<b>257 442</b>	
<b>3 a - Replanting of vineyards for health or phytosanitary reasons</b>						<b>0</b>	
<b>4 -Green harvesting</b>						<b>0</b>	
<b>5 -Mutual funds</b>						<b>0</b>	
<b>6 -Harvest insurance</b>	7 000	4 000	4 000	3 500	3 500	<b>22 000</b>	
<b>7 -Investments in enterprises</b>						<b>0</b>	
<b>8 - Innovation</b>						<b>0</b>	
<b>9 -By-product distillation</b>	3 000	1 400	1 400	1 400	1 400	<b>8 600</b>	
<b>Total:</b>	<b>65 208</b>	<b>65 208</b>	<b>65 208</b>	<b>65 208</b>	<b>65 208</b>	<b>326 040</b>	



**COMMON AGRICULTURAL POLICY**  
**EUROPEAN WINE SECTOR**



European Commission DG Agriculture & Rural development		Wine CMO :Submission of financial table of the national support programme 2014-2018 Council Regulation EU 1308/2013 Article 41 Commission Regulation EC 555/2008 Annex IV Commission Regulation EC 2016/1150 Annex II					Romania
SITUATION AU 1 Mars 2018							
Measure : (*)	Financial Year:					Total (in 1000 euros)	
	2014	2015	2016	2017	2018		
(1) (2)	(3)	(4)	(5)	(6)	(7)	(8)	
<b>1 -Single Payment Scheme support</b>						<b>0</b>	
<b>2 -Promotion</b>	1 300	7 000	1 400	9 500	10 000	<b>29 200</b>	
<b>3 -Restructuring and conversion of vineyard</b>	45 050	37 350	44 450	32 350	30 850	<b>190 050</b>	
<b>3 a - Replanting of vineyards for health or phytosanitary reasons</b>					1 000	<b>1 000</b>	
<b>4 -Green harvesting</b>						<b>0</b>	
<b>5 -Mutual funds</b>						<b>0</b>	
<b>6 -Harvest insurance</b>	350	350	350	350	350	<b>1 750</b>	
<b>7 -Investments in enterprises</b>	1 000	2 500	1 000	4 500	4 500	<b>13 500</b>	
<b>8 - Innovation</b>						<b>0</b>	
<b>9 -By-product distillation</b>		500	500	1 000	1 000	<b>3 000</b>	
<b>Total:</b>	<b>47 700</b>	<b>47 700</b>	<b>47 700</b>	<b>47 700</b>	<b>47 700</b>	<b>238 500</b>	



**COMMON AGRICULTURAL POLICY**  
**EUROPEAN WINE SECTOR**



Measure : (*)		Financial Year:					Total (in 1000 euros)	
		2014	2015	2016	2017	2018		
(1)	(2)	(3)	(4)	(5)	(6)	(7)	(8)	
<b>SITUATION AU 1 Mars 2018</b>								
<b>European Commission DG Agriculture &amp; Rural development</b>		<b>Wine CMO :Submission of financial table of the national support programme 2014-2018 Council Regulation EU 1308/2013 Article 41 Commission Regulation EC 555/2008 Annex IV Commission Regulation EC 2016/1150 Annex II</b>					<b>Slovenia</b>	
<b>1 -Single Payment Scheme support</b>							<b>0</b>	
<b>2 -Promotion</b>		1 500	1 500	1 500	1 600	1 600	<b>7 700</b>	
<b>3 -Restructuring and conversion of vineyard</b>		3 545	3 545	3 545	3 445	3 445	<b>17 525</b>	
<b>3 a - Replanting of vineyards for health or phytosanitary reasons</b>							<b>0</b>	
<b>4 -Green harvesting</b>							<b>0</b>	
<b>5 -Mutual funds</b>							<b>0</b>	
<b>6 -Harvest insurance</b>							<b>0</b>	
<b>7 -Investments in enterprises</b>							<b>0</b>	
<b>8 - Innovation</b>							<b>0</b>	
<b>9 -By-product distillation</b>							<b>0</b>	
<b>Total:</b>		<b>5 045</b>	<b>5 045</b>	<b>5 045</b>	<b>5 045</b>	<b>5 045</b>	<b>25 225</b>	



**COMMON AGRICULTURAL POLICY**  
**EUROPEAN WINE SECTOR**



European Commission DG Agriculture & Rural development		Wine CMO :Submission of financial table of the national support programme 2014-2018 Council Regulation EU 1308/2013 Article 41 Commission Regulation EC 555/2008 Annex IV Commission Regulation EC 2016/1150 Annex II					Slovakia
SITUATION AU 1 Mars 2018							
Measure : (*)	Financial Year:					Total (in 1000 euros)	
	2014	2015	2016	2017	2018		
(1) (2)	(3)	(4)	(5)	(6)	(7)	(8)	
<b>1 -Single Payment Scheme support</b>						0	
<b>2 -Promotion</b>	40	40	90	90	90	350	
<b>3 -Restructuring and conversion of vineyard</b>	4 125	4 045	4 045	3 895	4 045	20 155	
<b>3 a - Replanting of vineyards for health or phytosanitary reasons</b>						0	
<b>4 -Green harvesting</b>						0	
<b>5 -Mutual funds</b>						0	
<b>6 -Harvest insurance</b>	120	200	200	350	200	1 070	
<b>7 -Investments in enterprises</b>	800	800	750	750	750	3 850	
<b>8 - Innovation</b>						0	
<b>9 -By-product distillation</b>						0	
<b>Total:</b>	<b>5 085</b>	<b>5 085</b>	<b>5 085</b>	<b>5 085</b>	<b>5 085</b>	<b>25 425</b>	



**COMMON AGRICULTURAL POLICY**  
**EUROPEAN WINE SECTOR**



Measure : (*)		Financial Year:					Total (in 1000 euros)
		2014	2015	2016	2017	2018	
(1)	(2)	(3)	(4)	(5)	(6)	(7)	(8)
<b>SITUATION AU 1 Mars 2018</b>							
<b>European Commission DG Agriculture &amp; Rural development</b>		<b>Wine CMO :Submission of financial table of the national support programme 2014-2018 Council Regulation EU 1308/2013 Article 41 Commission Regulation EC 555/2008 Annex IV Commission Regulation EC 2016/1150 Annex II</b>					<b>United Kingdom</b>
<b>1 -Single Payment Scheme support</b>		120	120	120	120	120	<b>600</b>
<b>2 -Promotion</b>							<b>0</b>
<b>3 -Restructuring and conversion of vineyard</b>							<b>0</b>
<b>3 a - Replanting of vineyards for health or phytosanitary reasons</b>							<b>0</b>
<b>4 -Green harvesting</b>							<b>0</b>
<b>5 -Mutual funds</b>							<b>0</b>
<b>6 -Harvest insurance</b>							<b>0</b>
<b>7 -Investments in enterprises</b>							<b>0</b>
<b>8 - Innovation</b>							<b>0</b>
<b>9 -By-product distillation</b>							<b>0</b>
<b>Total:</b>		<b>120</b>	<b>120</b>	<b>120</b>	<b>120</b>	<b>120</b>	<b>600</b>
New transfer to Rural Development							<b>0</b>