

The EU school fruit, vegetables and milk scheme



Annual monitoring report

2020/2021 school year

Country: **Estonia**

Received on: **31-01-2022**

Information by the country's competent authorities. The report is sent to, but not approved by, the Commission that may make comments.

Non-mandatory information, nevertheless recommended for the quality of the report, in grey.

Figures on budget execution (31 December 2021) are preliminary: corrections are possible and payments may still be made.

1. Budget execution

1.1. Expenditure for the supply/distribution of products (EUR)

	School fruit and vegetables			School milk			Total	
	Fresh	Processed	Total fruits and vegetables	Drinking milk and lactose-free versions	Cheese, curd, yoghurt and other milk products with no added flavouring, fruit, nuts or cocoa	Milk products with added flavouring, fruit, nuts or cocoa		Total milk and milk products
EU aid	608 894	5 866	614 760	755 645	136 684	0	892 329	1 507 089
National Funds	312 617	3 012	315 629	725 060	131 152	0	856 212	1 171 841
<i>of which: Public</i>	312 617	3 012	315 629	725 060	131 152		856 212	1 171 841
<i>of which: Private</i>			0				0	0
Comments		Frozen berries			Fermented or acidified milk products			

1.2. Expenditure for the educational measures (EUR)

	On school fruit and vegetables	On school milk	Total
EU aid	0	0	0
National Funds	159 892	28 175	188 067
<i>of which: Public</i>	159 892	28 175	188 067
<i>of which: Private</i>			
Comments	Horizontal action. We made use of the derogation linked to Covid-19 that prolonged the school year. We carried out activities until 25th September 2021, for which we used national funds		

1.3. Expenditure for information, monitoring and evaluation (EUR)

	On school fruit and vegetables	On school milk	Total
EU aid	0	0	0
National Funds	0	0	0
<i>of which: Public</i>	0	0	
<i>of which: Private</i>	0	0	
Comments			

2.1 Participating children

	Participating children		
	Number of children	Number of children who participated in the school fruit and vegetables part	Number of children who participated in the school milk part
Nurseries/Pre-schools	62 183	58 868	61 795
<i>Of which: Nurseries</i>			
<i>Of which: Pre-schools</i>			
Primary schools	123 228	67 829	122 634
Secondary schools	31 751		31 583
Total	217 162		216 012
Comments	<i>Calculation based on ratio from table 2.2, because schools have a combined structure.</i>		

2.2 Number of children in the target group

	Number of children in the target group set out in the strategy
Nurseries/Pre-schools	66 375
<i>Of which: Nurseries</i>	
<i>Of which: Pre-schools</i>	
Primary schools	131 516
Secondary schools	33 888
Total	231 779
Comments	<i>Secondary schools data includes vocational secondary schools (10 300 children)</i>



2.3 Total number of children

	Number of children eligible for the EU school fruit, vegetables and milk scheme
Nurseries/Pre-schools	66 375
<i>Of which: Nurseries</i>	
<i>Of which: Pre-schools</i>	
Primary schools	131 516
Secondary schools	33 888
Total	231 779
Comments	<i>Secondary schools data includes vocational secondary schools (10 300 children)</i>



3.1 Participating schools

	Participating schools		
	Number of schools	Number of schools that participated in the school fruit and vegetables part	Number of schools that participated in the school milk part
Nurseries/Pre-schools	444	415	440
<i>Of which: Nurseries</i>			
<i>Of which: Pre-schools</i>			
Primary schools	256	224	252
Secondary schools	163	120	163
Total	863	759	855
Comments	<i>The target group is children in preschools and children from 1 to 5th grade. Schools have a combined structure i.e. primary and secondary schools can be united.</i>		

3.2 Number of schools in the target group

	Number of educational establishments in the target group set out in the strategy
Nurseries/Pre-schools	609
<i>Of which: Nurseries</i>	
<i>Of which: Pre-schools</i>	
Primary schools	351
Secondary schools	195
Total	1 155
Comments	<i>Additional division by 2020/2021 schoolyear: 1 school level (1-3 grades): 51 schools, primary schools: 300, secondary schools: 158. Secondary schools includes 37 vocational school.</i>

3.3 Total number of schools


Nurseries/Pre-schools	609
<i>Of which: Nurseries</i>	
<i>Of which: Pre-schools</i>	
Primary schools	351
Secondary schools	195
Total	1 155
Comments	<i>see under table 3.2</i>



4.1 Products supplied/distributed to schoolchildren and, if applicable, tasted by schoolchildren as part of educational measures

4.1.1 Fresh fruit

	List
Apples	✓
Apricots	
Aromatic Herbs	
Avocados	
Bananas	
Berries	✓
Cherries	✓
Citrus Fruit	
Figs	
Grapes	
Guavas/Mangoes	
Kiwis	
Melons	
Nuts	
Peaches/Nectarines	
Pears	✓
Pineapples	
Plums	✓
Quinces	✓
Strawberries	✓
Watermelons	
Comments	




4.1.2 Fresh vegetables

	List
Artichokes	✓
Asparagus	✓
Aubergines	
Beet	✓
Broccoli	✓
Cabbages	✓
Carrots	✓
Cauliflowers	✓
Celery	✓
Chicory	✓
Courgettes	✓
Cucumbers	✓
Fennel	
Kohlrabi	✓
Kale	✓
Garlic	
Gherkins	
Leeks	
Lettuce	✓
Mushrooms	
Onions	
Parsnips	
Peas	✓
Peppers	✓
Pulses	✓
Pumpkins	✓
Radishes	✓
Rutabagas	✓
Salad beetroot	✓
Salsifis	
Spinach	✓
Tomatoes	✓
Turnips	✓
Comments	

4.1.3 Processed fruit and vegetables

	List
Fruit Juices	
Fruit Purées/Compotes	
Jams/Marmalades	
Dried Fruits	
Vegetable Juices	
Vegetables Soups	
Other:	✓
Comments	<i>Frozen Berries. Additional products may be in some cases used only as co-products in accompanying measures for activities connected to preparation of food, exhibition, taste classes, healthy diet.</i>




4.1.4 Milk and milk products

	List
Drinking milk or lactose-free versions	✓
Cheese and curd	
Plain yoghurt	✓
Milk products without added sugar, flavouring, fruit, nuts or cocoa	✓
Milk products without fruit juice, naturally flavoured	
Milk products with fruit juice, naturally flavoured or non-flavoured	
Milk-based drinks with cocoa, with fruit juice or naturally flavoured	
Fermented or non-fermented milk products with fruit, naturally flavoured or non-flavoured	
Comments	<i>Additional products may be in some cases used only as co-products in accompanying measures. Activities connected to preparation of food, exhibition, taste classes, healthy diet.</i>



4.1.5 Other agricultural products that children tasted as part of educational measures

	List
Table olives	
Olive oil	
Honey	
Other:	
Comments	<i>Additional products may be in some cases used only as co-products in accompanying measures. Activities connected to preparation of food, exhibition, taste classes, healthy diet.</i>



4.1.a) Priorities for the choice of school fruit, vegetables and milk

	Yes/No	Comments
Local/regional purchasing	No	
Organic products	No	<i>Initiative to promote organic in schools under preparation</i>
Short supply chains	No	
Quality schemes	No	
Fair trade	No	
Other:	No	

4.2 Average size of portion of school fruit, vegetables and milk (Kg/Lt)

	School fruit and vegetables	School milk
Kg	0,10	0,00
Liters	0,00	0,25

Comments	<i>School fruit and vegetables have different varieties: recommendations are available for individual portion of approximate quantity (80-100 grams).</i>	<i>Maximum daily amount of eligible milk or milk products per student is 0.25 liters (250 ml). For calculating milk liter to kg we are using coefficient 1,03.</i>
-----------------	---	--

4.3 Average cost of portion of school fruit, vegetables and milk (EUR)

	School fruit and vegetables	School milk
EU aid	0,07	0,06
National aid (private/public)	0,03	0,06
Comments	<i>Proportion of the product supply budget EU 66% and EE 34%</i>	<i>Proportion of the product supply budget EU 51% and EE 49%</i>

4.3.a Average cost of portion of apples in bulk (EUR)

	Portion of apples in bulk
EU aid	
National aid (private/public)	
Comments	

4.3.b Average cost of portion of drinking milk (EUR)

	Portion of drinking milk
EU aid	
National aid (private/public)	
Comments	



4.4. Frequency of supply/distribution of school fruit, vegetables and milk

	School fruit and vegetables	School milk
Once per week		
Twice per week		
Three times per week		
Four times per week		
Daily		
Other:	✓	✓
Comments	<i>Commonly used frequency of supply/distribution of school fruit, vegetables and milk is on a daily basis. However the number of distributions is not limited during the application period, and providers of products have discretion in this area.</i>	

4.5. Duration of supply/distribution of fruit, vegetables and milk

	School fruit and vegetables	School milk
≤ 2 weeks		
> 2 and ≤ 4 weeks		
> 4 and ≤ 12 weeks		
> 12 and ≤ 24 weeks		
> 24 and ≤ 36 weeks		
Entire school year	✓	✓
Other: please specify under comments		
Comments		

4.5.a. Supplied/distributed portions

	School fruit and vegetables	School milk
Number of portions supplied/distributed per child	77	65
Comments		

4.6. Quantities of school fruit, vegetables and milk supplied/distributed and, if applicable, of other agricultural products that children tasted under educational measures

4.6.1 Fresh fruit and vegetables

		Quantity	Comments
Fresh fruit and vegetables	Quantity in kg	984 233	
<i>Of which: Fruit</i>	<i>Quantity in kg</i>	527 956	
<i>Of which: Vegetables</i>	<i>Quantity in kg</i>	456 277	

4.6.2 Processed fruit and vegetables

		Quantity	Comments
Processed fruit and vegetables	Quantity in kg	9 391	<i>Frozen berries- considered as an alternative to fresh berries during off season period.</i>
	Quantity in litres	0	
<i>Of which: Fruit juices</i>	<i>Quantity in litres</i>	0	
<i>Of which: Fruit purees/compotes</i>	<i>Quantity in kg</i>	0	
<i>Of which: Jams/Marmalades</i>	<i>Quantity in kg</i>	0	
<i>Of which: Dried fruits</i>	<i>Quantity in kg</i>	0	
<i>Of which: Vegetable juices</i>	<i>Quantity in litres</i>	0	
<i>Of which: Vegetable soups</i>	<i>Quantity in litres</i>	0	
<i>Of which: Other</i>	<i>Quantity in kg</i>	0	

4.6.3 Milk and milk products

		Quantity	Comments
Drinking milk and lactose-free versions	Quantity in litres	3 001 475	<i>Most popular product in this category is 2,5% milk Heat-treated unflavoured milk (fat content of 2.5 %); Heat-treated unflavoured whole milk (fat content at least 3.5%); Heat-treated unflavoured milk, fat content 1.5% - 1.8 %.</i>
Cheese and curd	Quantity in kg	0	
Plain yoghurt	Quantity in kg	161 742	<i>Unflavoured full-cream yoghurt, fat content of at least 3.5%; Unflavoured milk yoghurt, fat content 1.5% - 3 %</i>
Milk products without added sugar, flavouring, fruit, nuts or cocoa	Quantity in kg	381 178	<i>Most popular product in this category is Kephir, fat content of 2.5 %; Unflavoured sour milk, fat content: 1.5 % minimum; Acidified buttermilk fat content of up to 0.5%. Quantity is in fact in litres.</i>
Milk products without fruit juice, naturally flavoured	Quantity in kg	0	
Milk products with fruit juice, naturally flavoured or non-flavoured	Quantity in kg	0	
Milk-based drinks with cocoa, with fruit juice or naturally flavoured	Quantity in litres	0	
Milk products with fruit, naturally flavoured or non-flavoured	Quantity in kg	0	

4.6.4 Other agricultural products

		Quantity	Comments
Olive/olive oil	Quantity in kg	0	
	Quantity in litres	0	
Honey	Quantity in kg	0	
Others:	Quantity in kg	0	

5.1 Educational measures carried out

		Number of schoolchildren	Comments
Type of measure	School gardens	2 974	For example: construction and maintenance, innovative solutions (water from rain usage in plants, etc)
	Visits to farms, dairies, famers' markets and similar activities	6 152	Visits to farms, industries, markets, short food chain producers etc.
	Tasting classes, cooking workshops, other	1 962	Tasting classes, cooking workshop, food preparation. Activities may be combined to those under next lines.
	Lessons, lectures, workshops	972	Lessons, lectures, theme days, photo or video contest. Activities may be combined to those under next lines.
	Other activities: competitions, games, themed periods ...	5 352	This activity has an involvement in other activities or supportive role to all activities.

5.2 Theme(s) of the educational measures carried out

		Yes/No	Comments
Theme(s)	Reconnection of children to agriculture	Yes	According to the accompanying measures carried out: dairy farms, gardening farm or industries visits, workshops in farms, getting to know farm animals etc.
	Healthy eating habits	Yes	According to accompanying measures carried out: preparing healthy food, cooking classes, promoting healthy food periodically (day, week), mixing products etc.
	Local food chains	Yes	According to accompanying measures carried out: Visiting local farms concentrated on producing and marketing of milk products, fruit or vegetable products or combined.
	Organic	Yes	According to accompanying measures carried out: organic food day, organic school gardening practices, seminars, theme days (organic product labelling), visiting organic farms, workshops and discussions in schools.
	Sustainable production	Yes	According to accompanying measures carried out: farm visits, industries visits, seminars, workshop, school gardens etc. Remark on sustainability context indirect.
	Food waste	Yes	According to accompanying measures carried out; General approach to make children meet the farms and agricultural areas. Method learning by doing, getting more knowledge from producing is essential to make children start thinking of food chain. Honoring food is best way to increase awareness.
	Other: please specify under comments	No	



6. Communication activities carried out

		Yes/No	Comments
Activity carried out/tool used	Poster at school premises	Yes	
	Poster at other relevant places	No	
	Dedicated website(s)	Yes	<i>Agricultural Registers and Information Board general website: http://www.pria.ee/et/toetused/valdkond/turukorraldus/koolikava_toetus/ The school scheme is implemented through internet environment.</i>
	Informative graphic material	No	
	Information and awareness campaign (TV, radio, social media)	Yes	<i>Blog on Ministry of Rural Affairs, periodical reviews(four time in the year). Special cases, changes etc we are also using directed information campaign to scheme participants.</i>
	Others (e.g. networking activities)	Yes	<i>Local journalism/radio. Web pages of school and nurseries have information about taking part of EU school scheme, relevant information about products. Food Waste national strategy one activity concentrates to school food and school scheme opportunity. Many other indirect approaches and involvement.</i>



7. Authorities and stakeholders involved

		Name	Involved in Planning	Involved in Implementation	Involved in Monitoring	Involved in Evaluation	Responsible for implementation / supervision / advice (if yes, please specify for which of those under comments)	Member of Steering / Consultative or Coordination / Monitoring Committee (if yes, please specify which committee or group under comments)	Participation in regular meetings	Events (conferences/seminars, workshops ...)(if yes, please specify which event/s under comments)	Surveys or other information / communication activities, including through web and social media (if yes, please specify which activity/ies under comments)	Other (if yes, please specify under comments)	Comments	
Public authority/ Private stakeholder	Agriculture	Authority	Veterinary and Food Board	No	Yes	No	No	Yes	No	No	Yes	Yes	No	<i>The Veterinary and Food Board, a governmental agency carrying out its tasks under the government of the Ministry of Agriculture functions as a supervising body. Responsible overall food safety in schools. Participating in workshops, seminars.</i>
		Stakeholder	Estonian chamber of Agriculture and Commerce	Yes	No	No	No	No	Yes	No	Yes	No	No	<i>Estonian Chamber of Agriculture and Commerce activities are related to school scheme products. In some cases related also to accompanying educational measures activities. Participates in seminars and political views/issues developments.</i>
	Health and Nutrition	Authority	Ministry of Social Affairs	Yes	No	No	No	No	Yes	No	Yes	No	No	<i>Food health, food waste, nutritional and other initiatives/project, which benefits school scheme in planning next priorities.</i>
		Stakeholder	The National Institute for Health Development	Yes	No	Yes	Yes	No	Yes	Yes	Yes	Yes	No	<i>National Institute for Health Development investigates different studies of Estonian school pupils' health/eating etc behavior.https://toitumine.ee/. Participation in planning or steering, if process active.</i>
	Education	Authority	Ministry of Education and Research	Yes	No	Yes	No	No	Yes	No	Yes	Yes	No	<i>Ministry of Education and Research provides and process data of schools and pupils. Advanced data collection and presentation, included to scheme change processes.https://www.haridussilm.ee/ee</i>
		Stakeholder	National Institute for Health Development	Yes	No	Yes	Yes	No	Yes	Yes	Yes	Yes	No	<i>National Institute for Health Development investigates different studies of Estonian school pupils' health/eating etc behavior.https://toitumine.ee/</i>
	Other	Authority	Agricultural Registers and Information Board	Yes	Yes	Yes	Yes	Yes	Yes	Yes	Yes	Yes	No	<i>Agricultural Registers and Information Board as implementing agency gathers information concerning the implementation of the school scheme. Through e-application system most of the data comes from databases. E-notifications to participants, workshops if needed. Latest development online analyze and monitoring tool for all key elements.</i>
		Stakeholder	Estonian Agricultural Museum	No	Yes	No	No	No	No	No	Yes	No	No	<i>Estonian Agricultural Museum, Estonian dairy museum, Olustvere School of Service and Rural Economics have activities and events for the pupils throughout the year. In many cases related also to accompanying educational measures activities.</i>