



# EU banana market

European Commission  
DG Agriculture and Rural  
Development  
Unit E2 Wine, spirits and  
horticultural products

March 2023



# EU PRODUCTION AND PRICES

***(Member States' notifications of 15.02.2023)***  
***January-December 2022 (actual data)***  
***January – April 2023 (forecast)***  
***January -August 2023 (forecast)***

*This statistical document has been prepared by Unit E.2 of DG AGRI, in order to inform or stimulate discussion at the Committee for the CMO. It is a mere working document; some data may be missing or approximate.*

*Sources: MSs' notifications and EUROSTAT Comext*

## EU banana production 2022

	2022	Bananas produced in the Union and marketed in their region of production		Bananas produced in the Union and marketed <b>outside</b> their region of production	
		quantity (tonnes)	price* Euro/kg	quantity (tonnes)	price** Euro/kg
<b>Cyprus</b>	Jan-Apr	1.072	0,35	35	0,35
	May-Aug	108	0,43	0	0,00
	Sept-Dec	909	0,46	46	0,46
	<b>Total</b>	<b>2.169</b>	<b>2.089</b>	<b>0,40</b>	<b>81</b>
<b>Greece</b>	Jan-Apr	413	0,99	113	0,97
	May-Aug	293	0,92	98	0,93
	Sept-Dec	389	1,00	122	1,00
	<b>Total</b>	<b>1.428</b>	<b>1.095</b>	<b>0,97</b>	<b>333</b>
<b>Spain</b>	Jan-Apr	17.222	1,06	110.866	1,22
	May-Aug	14.010	1,21	80.805	1,54
	Sept-Dec	17.788	1,03	106.328	1,14
	<b>Total</b>	<b>347.019</b>	<b>49.020</b>	<b>1,09</b>	<b>297.999</b>
<b>Martinique</b>	Jan-Apr	1.058	0,64	47.555	0,71
	May-Aug	855	0,48	52.630	0,64
	Sept-Dec	1.421	0,52	48.112	0,70
	<b>Total</b>	<b>151.630</b>	<b>3.334</b>	<b>0,55</b>	<b>148.297</b>
<b>Guadeloupe</b>	Jan-Apr	982	0,41	15.583	0,70
	May-Aug	895	0,37	21.797	0,63
	Sept-Dec	801	0,47	15.284	0,70
	<b>Total</b>	<b>55.342</b>	<b>2.678</b>	<b>0,41</b>	<b>52.664</b>
<b>Total France</b>	<b>206.972</b>	<b>6.012</b>	<b>0,49</b>	<b>200.961</b>	<b>0,68</b>
<b>Portugal</b>	Jan-Apr	1.669	0,80	4.503	1,49
	May-Aug	2.005	0,81	8.226	1,11
	Sept-Dec	1.748	0,76	7.439	1,18
	<b>Total</b>	<b>25.591</b>	<b>5.423</b>	<b>0,79</b>	<b>20.168</b>
<b>Total EU</b>	Jan-Apr	22.415	0,96	178.655	1,05
	May-Aug	18.167	1,08	163.556	1,11
	Sept-Dec	23.056	0,94	177.331	0,98
	<b>Total</b>	<b>583.179</b>	<b>63.638</b>	<b>0,98</b>	<b>519.542</b>

\* Average selling price of green bananas on the local market.

\*\* Average selling price at the stage of delivery at the first port of unloading (goods not unloaded).

## EU production forecast Jan-Aug 2023

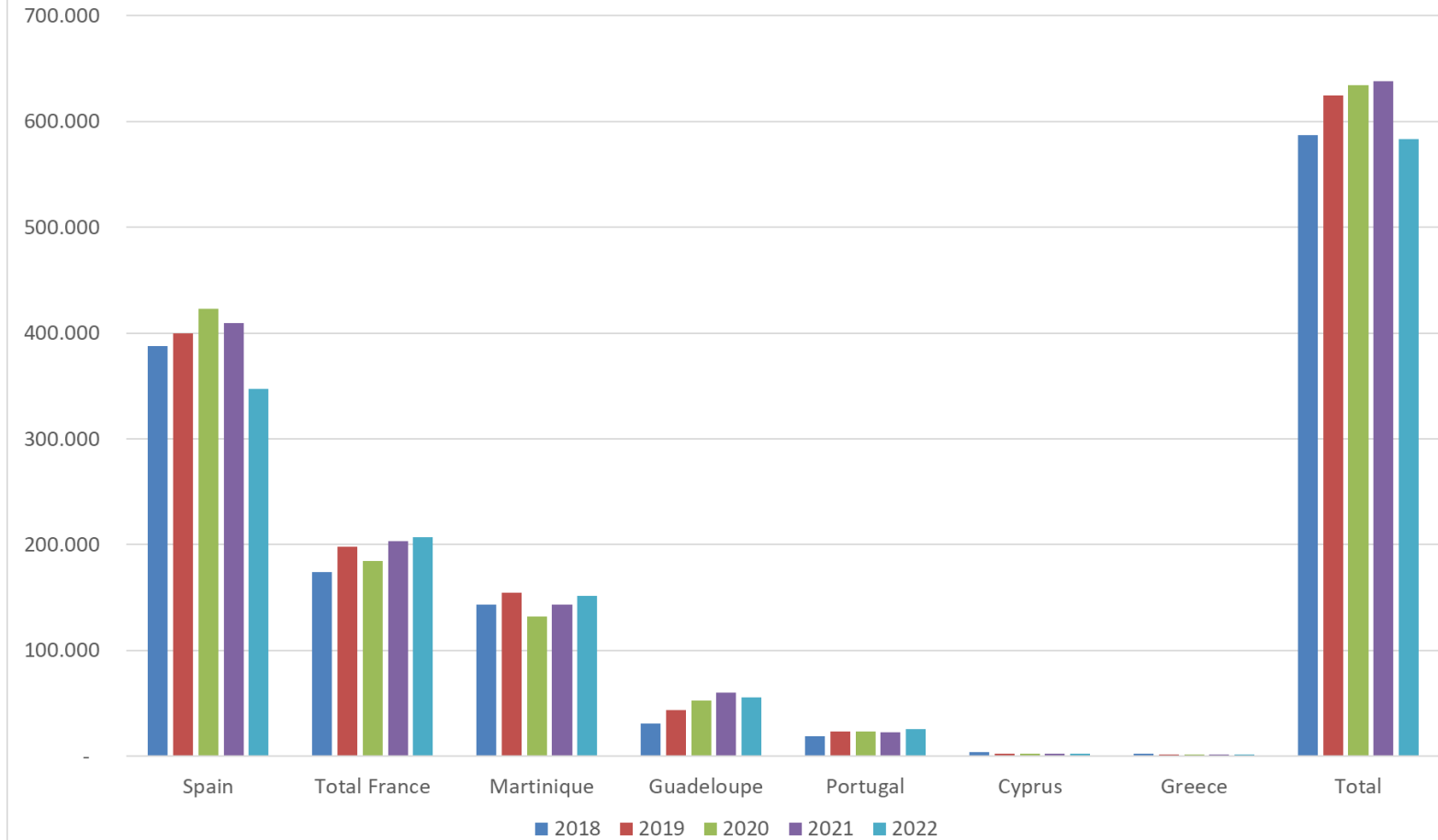
	2023	Bananas produced in the Union and marketed in their region of production		Bananas produced in the Union and marketed <b>outside</b> their region of production	
		quantity (tonnes)	price* Euro/kg	quantity (tonnes)	price** Euro/kg
Cyprus	Jan-Apr	1.327	0,43	19	0,43
	May-Aug	150	0,96	0	0,00
	Sept-Dec				
<b>Total</b>	<b>1.496</b>	<b>1.477</b>	<b>0,48</b>	<b>19</b>	<b>0,43</b>
Greece	Jan-Apr	415	1,03	125	1,07
	May-Aug	285	0,94	100	0,96
	Sept-Dec				
<b>Total</b>	<b>925</b>	<b>700</b>	<b>0,99</b>	<b>225</b>	<b>1,02</b>
Spain	Jan-Apr	16.000	0,65	120.000	0,80
	May-Aug	14.000	0,60	80.000	0,75
	Sept-Dec				
<b>Total</b>	<b>230.000</b>	<b>30.000</b>	<b>0,63</b>	<b>200.000</b>	<b>0,78</b>
Martinique	Jan-Apr	1.000	0,52	41.301	0,85
	May-Aug	1.000	0,52	52.001	0,76
	Sept-Dec				
<b>Total</b>	<b>95.302</b>	<b>2.000</b>	<b>0,52</b>	<b>93.302</b>	<b>0,80</b>
Guadeloupe	Jan-Apr	800	0,60	16.000	0,85
	May-Aug	800	0,50	22.000	0,75
	Sept-Dec				
<b>Total</b>	<b>39.600</b>	<b>1.600</b>	<b>0,55</b>	<b>38.000</b>	<b>0,79</b>
<b>Total France</b>	<b>134.902</b>	<b>3.600</b>	<b>0,53</b>	<b>131.302</b>	<b>0,80</b>
Portugal	Jan-Apr	1.362	0,79	4.342	1,24
	May-Aug	2.101	0,85	7.810	0,72
	Sept-Dec				
<b>Total</b>	<b>15.615</b>	<b>3.463</b>	<b>0,83</b>	<b>12.152</b>	<b>0,91</b>
Total EU	Jan-Apr	20.904	0,64	181.787	0,83
	May-Aug	18.336	0,63	161.911	0,75
	Sept-Dec	0	---	0	---
	<b>382.938</b>	<b>39.240</b>	<b>0,64</b>	<b>343.698</b>	<b>0,79</b>

\* Average selling price of green bananas on the local market.

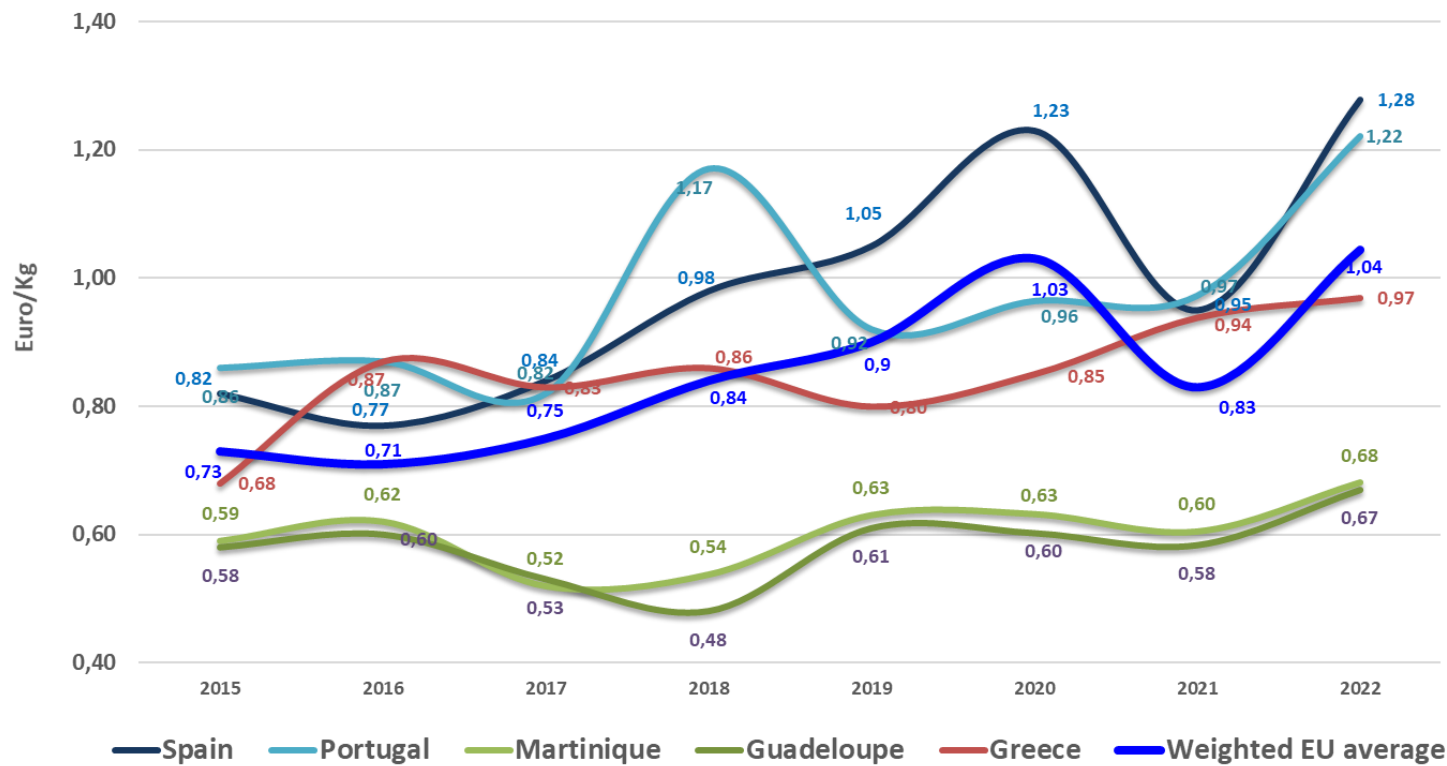
\*\* Average selling price at the stage of delivery at the first port of unloading (goods not unloaded).

## EU banana production 2018-2022

Source: Member States' communication - last update 15/02/2023



## Prices of banana produced in the EU and marketed outside their region of production (prices at the first port of unloading (goods not unloaded)) (January - December)



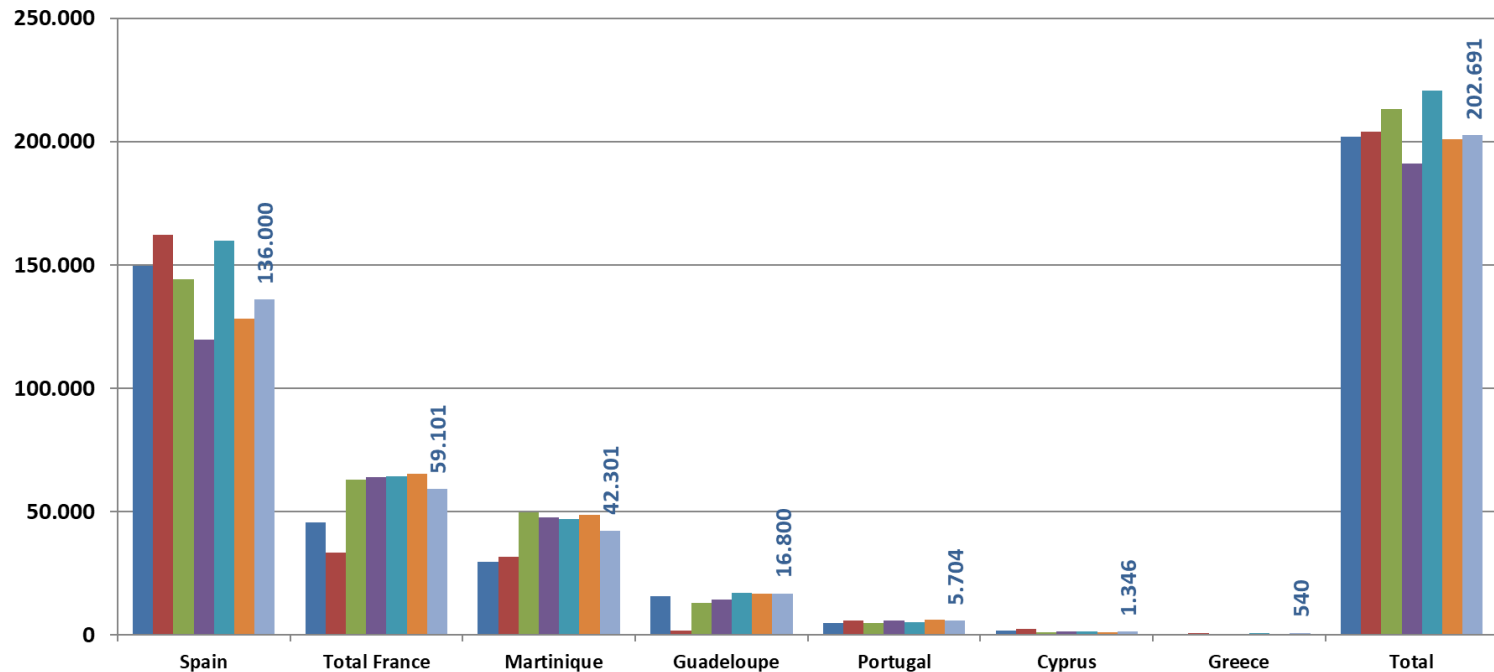
source: MS notifications

update 15/02/2023



European  
Commission

### January-April EU banana production [tonnes]



source: MS notifications

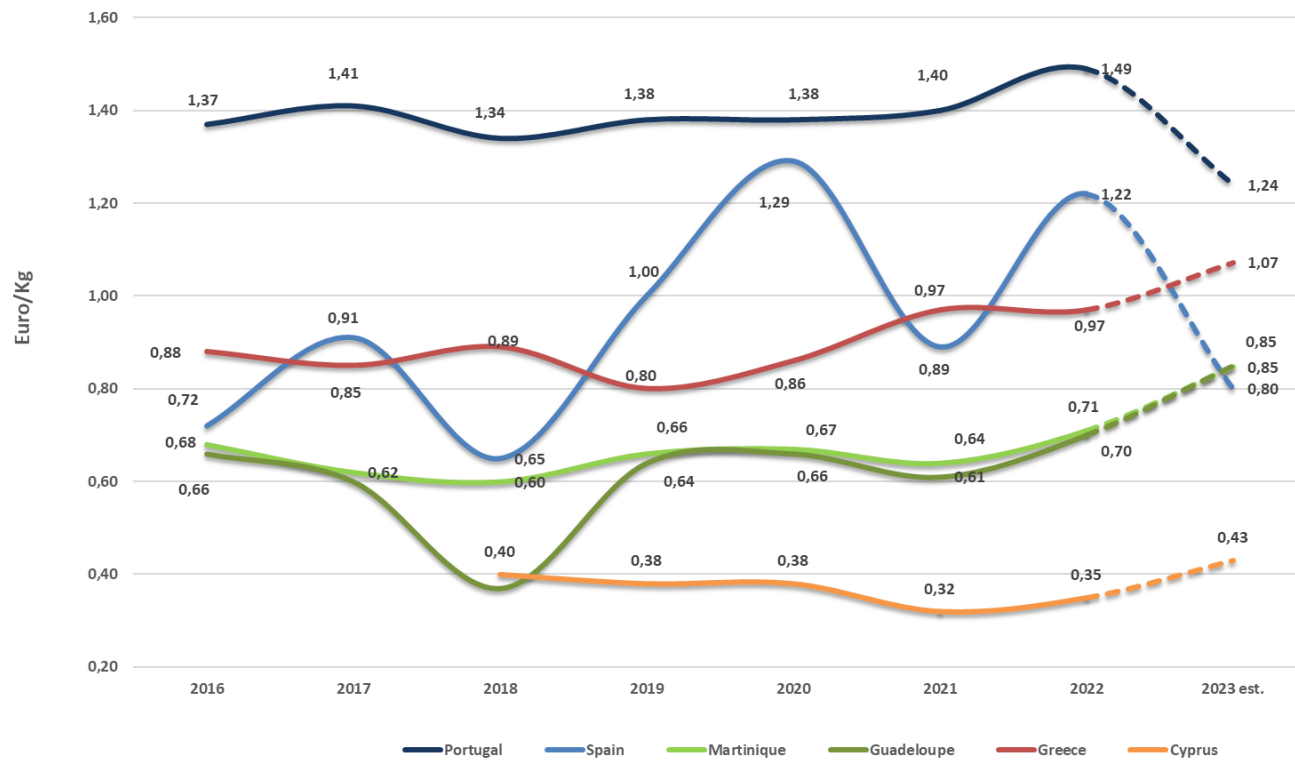
■ 2017 ■ 2018 ■ 2019 ■ 2020 ■ 2021 ■ 2022 ■ 2023 est.

forecast 25/02/2023



European  
Commission

### Prices of banana produced in the EU and marketed outside their region of production (prices at the first port of unloading (goods not unloaded)) between January and April



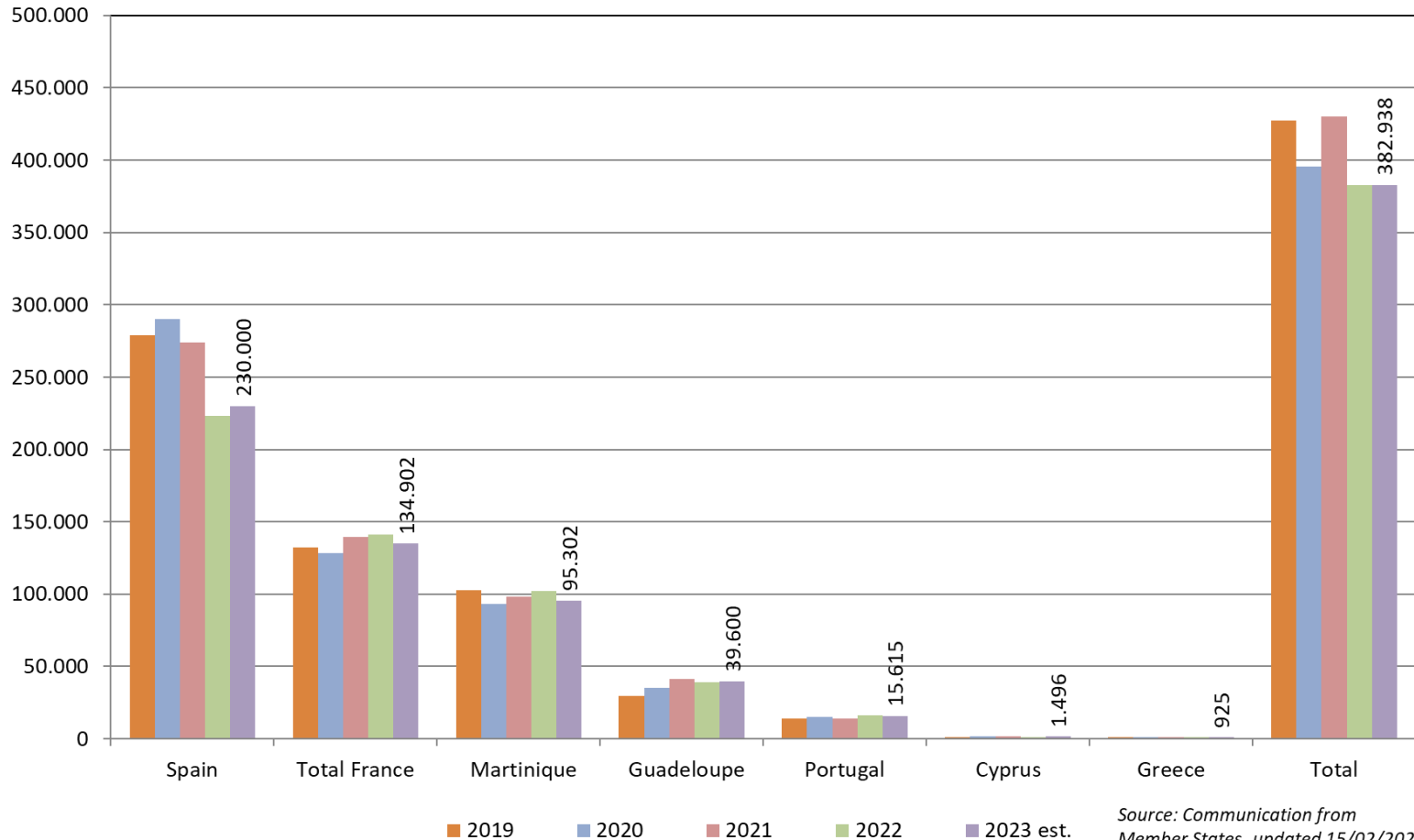
source: MS notifications

\* forecast 15.02.2022



## Banana production in the EU [tonnes]

(January - August supply)



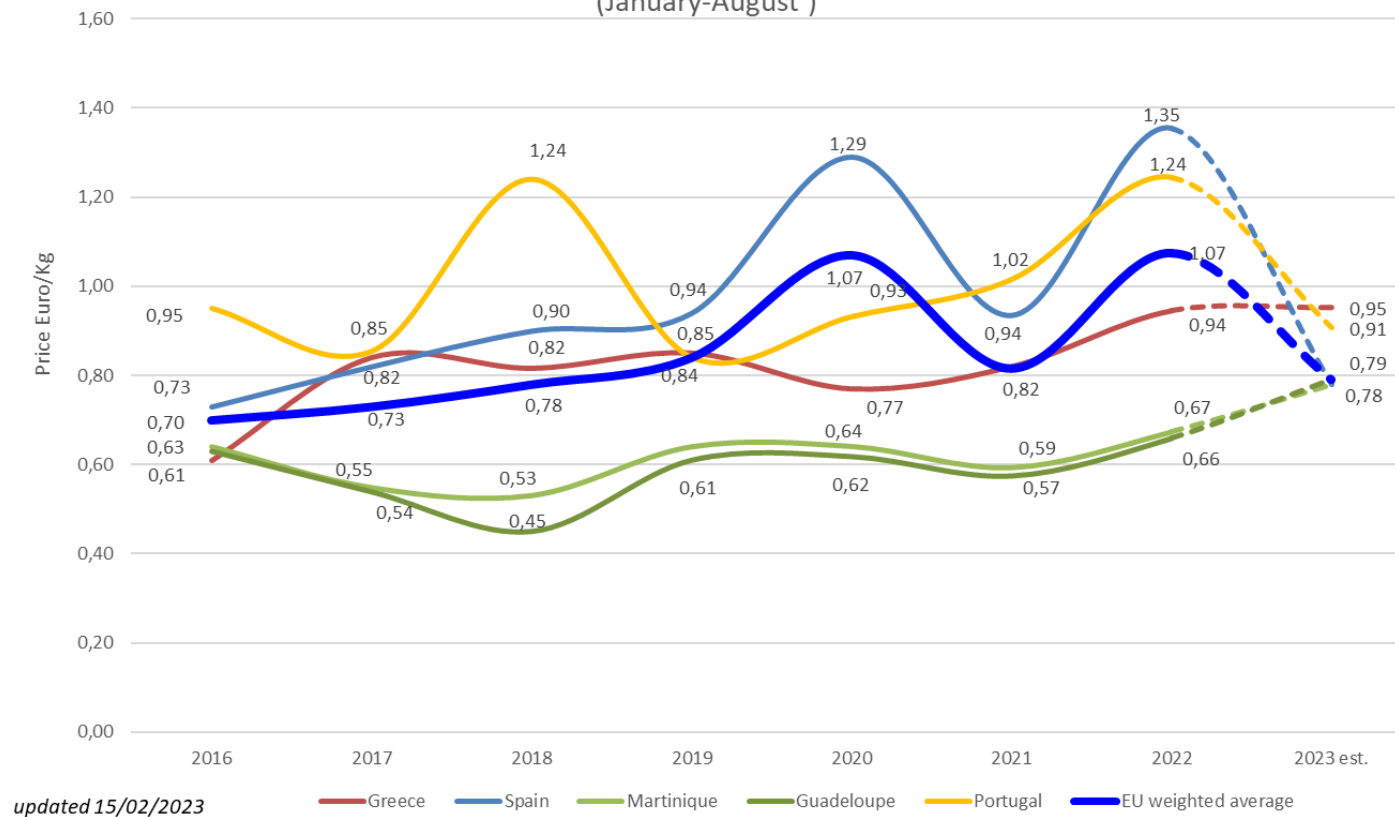
Source: Communication from Member States, updated 15/02/2023



European  
Commission

### Prices of banana produced in the EU and marketed outside their region of production

(prices at the first port of unloading - goods not unloaded)  
(January-August )



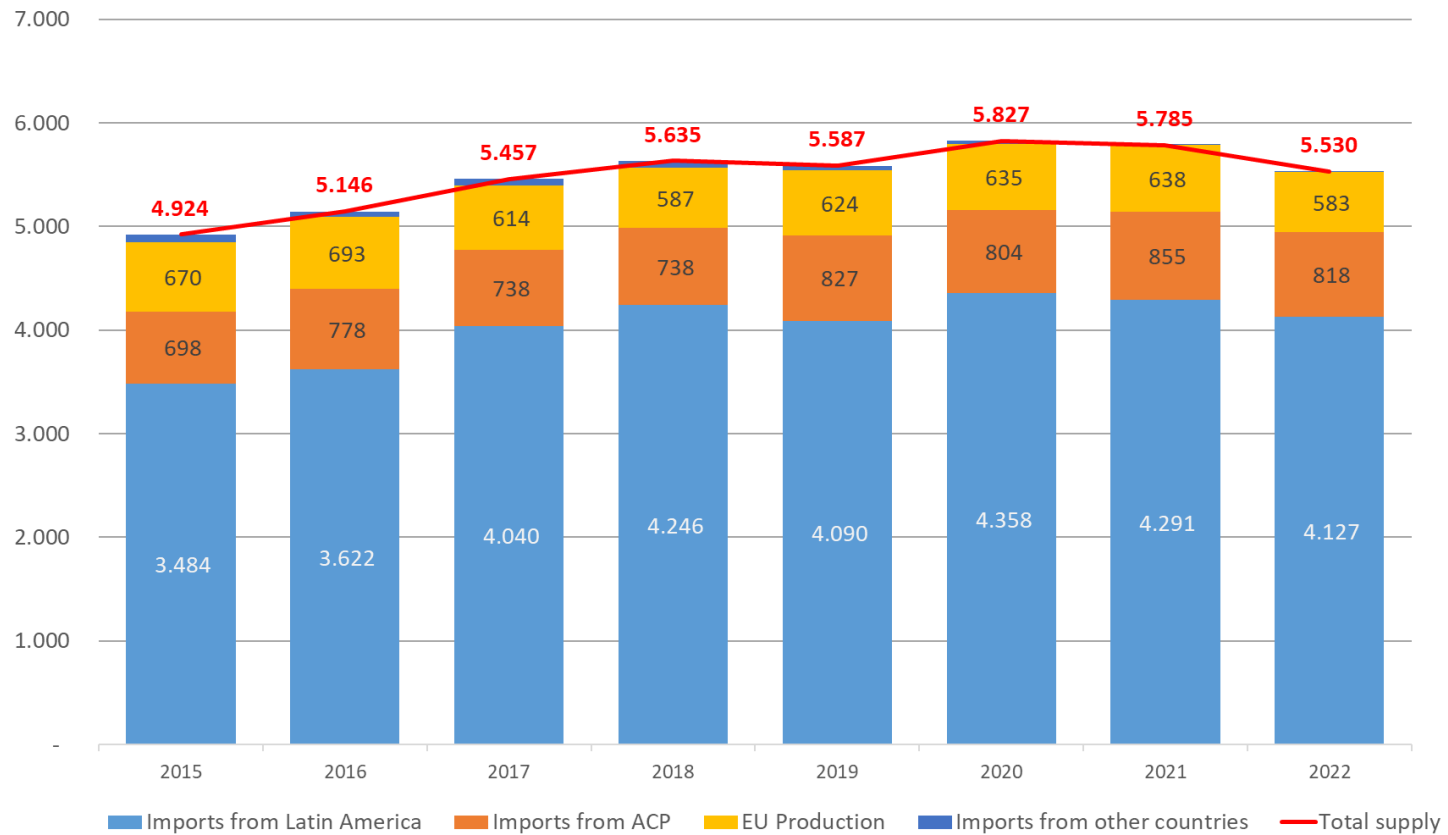
updated 15/02/2023

— Greece — Spain — Martinique — Guadeloupe — Portugal — EU weighted average

## Supply of bananas in the EU 27

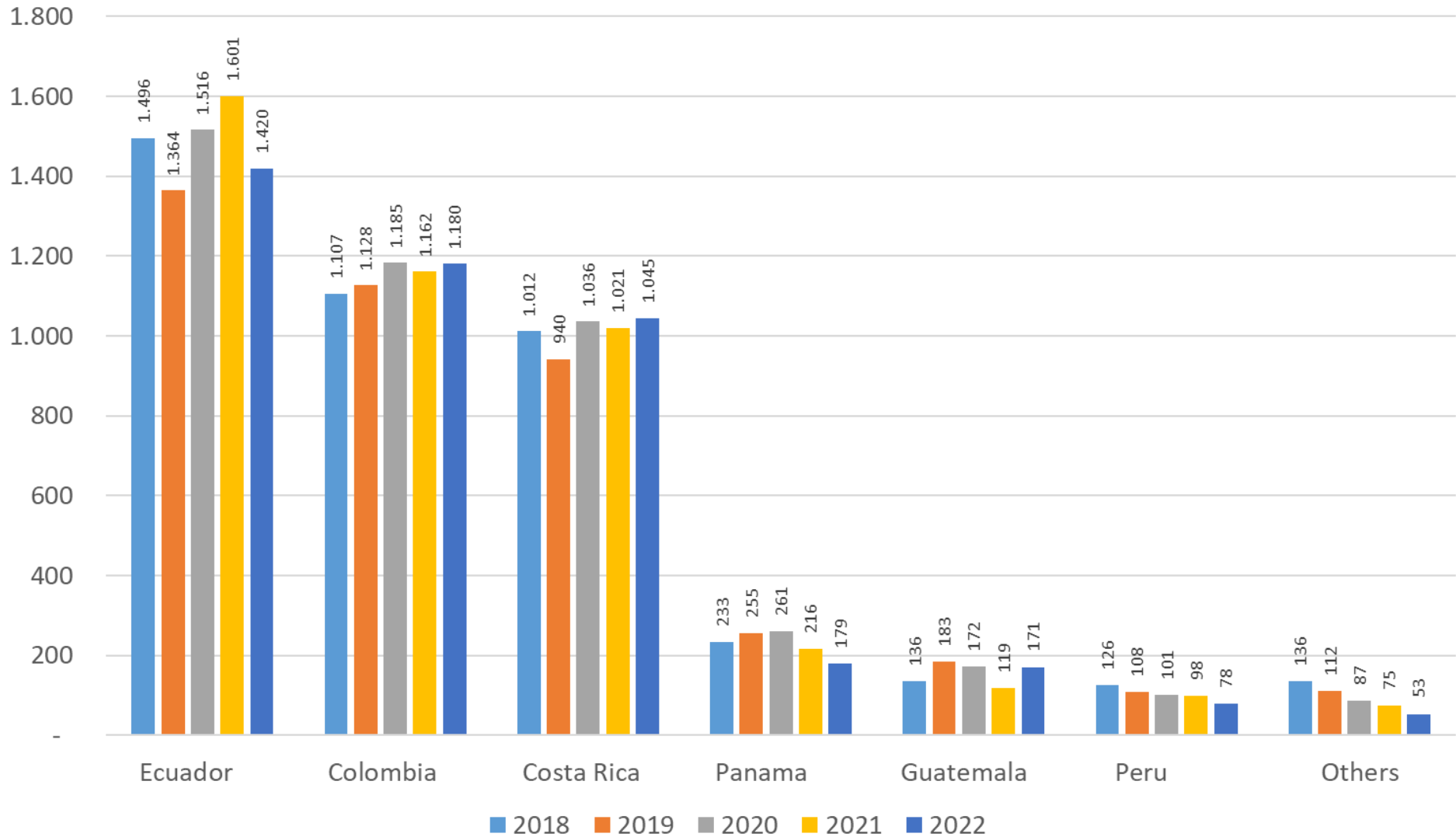
1000 tonnes

Total supply 2022: 5.53 million tonnes

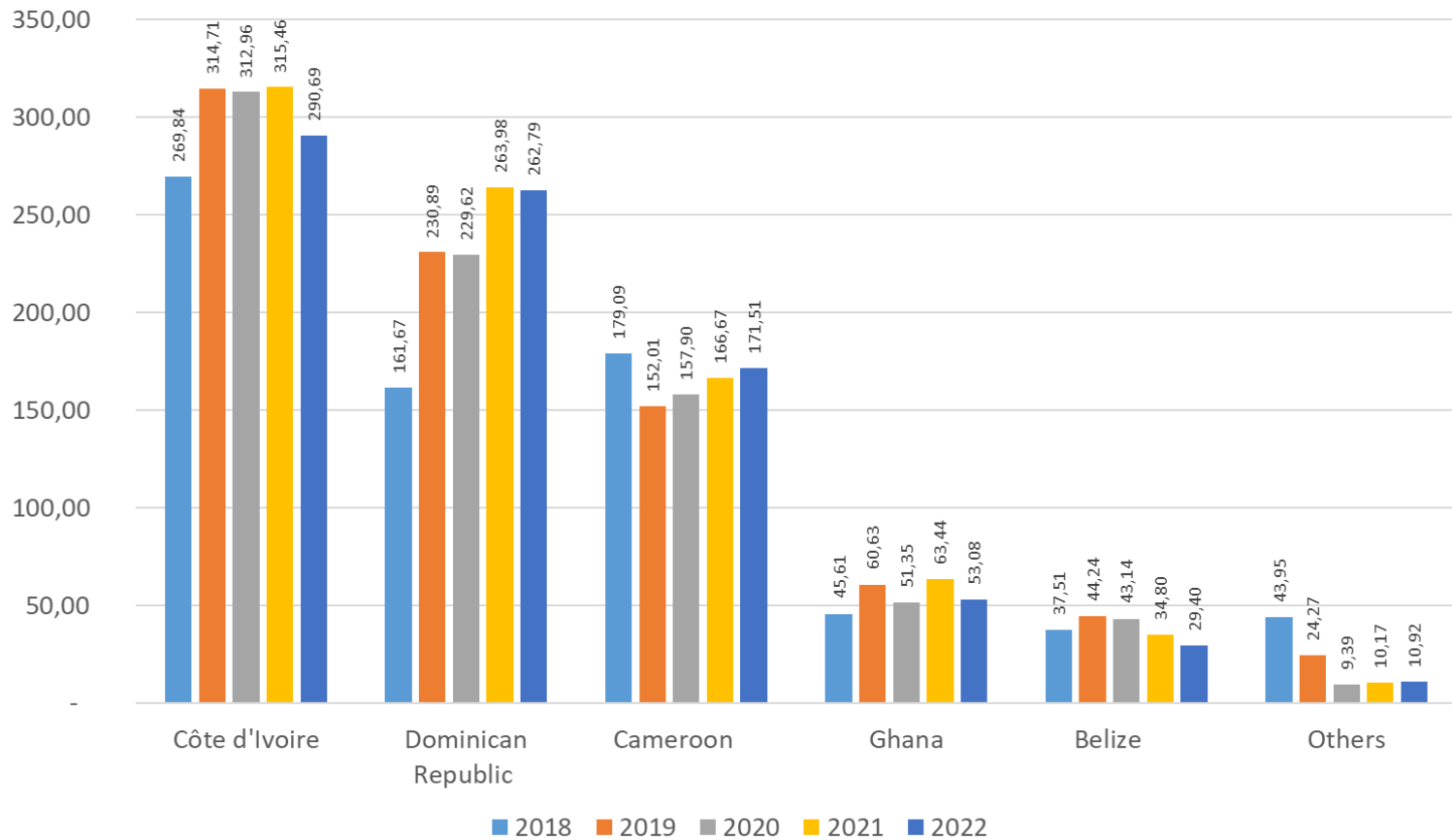


# Imports from Latin America

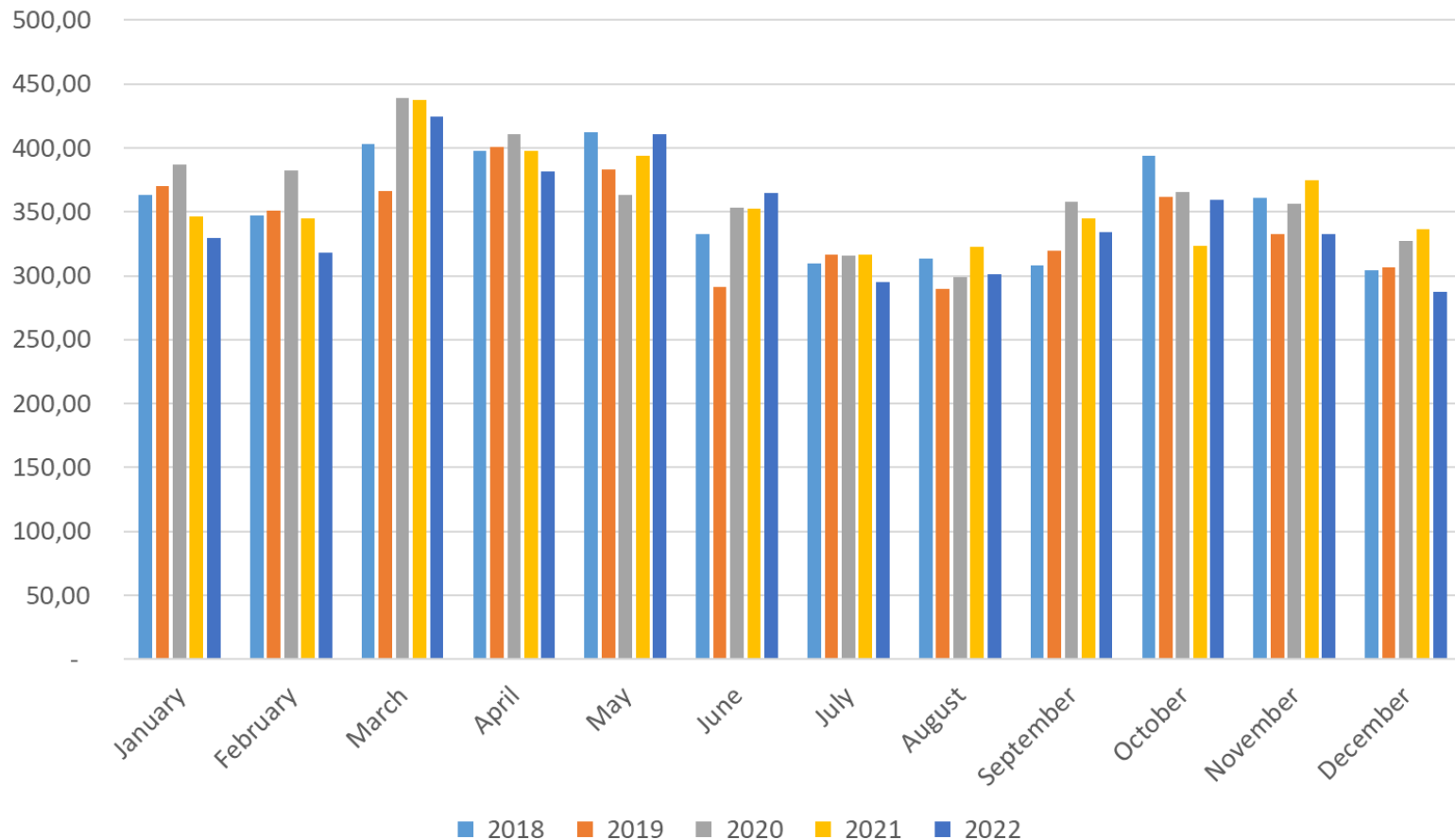
(1000 tonnes)



## Banana imports from ACP countries (1000 tonnes)

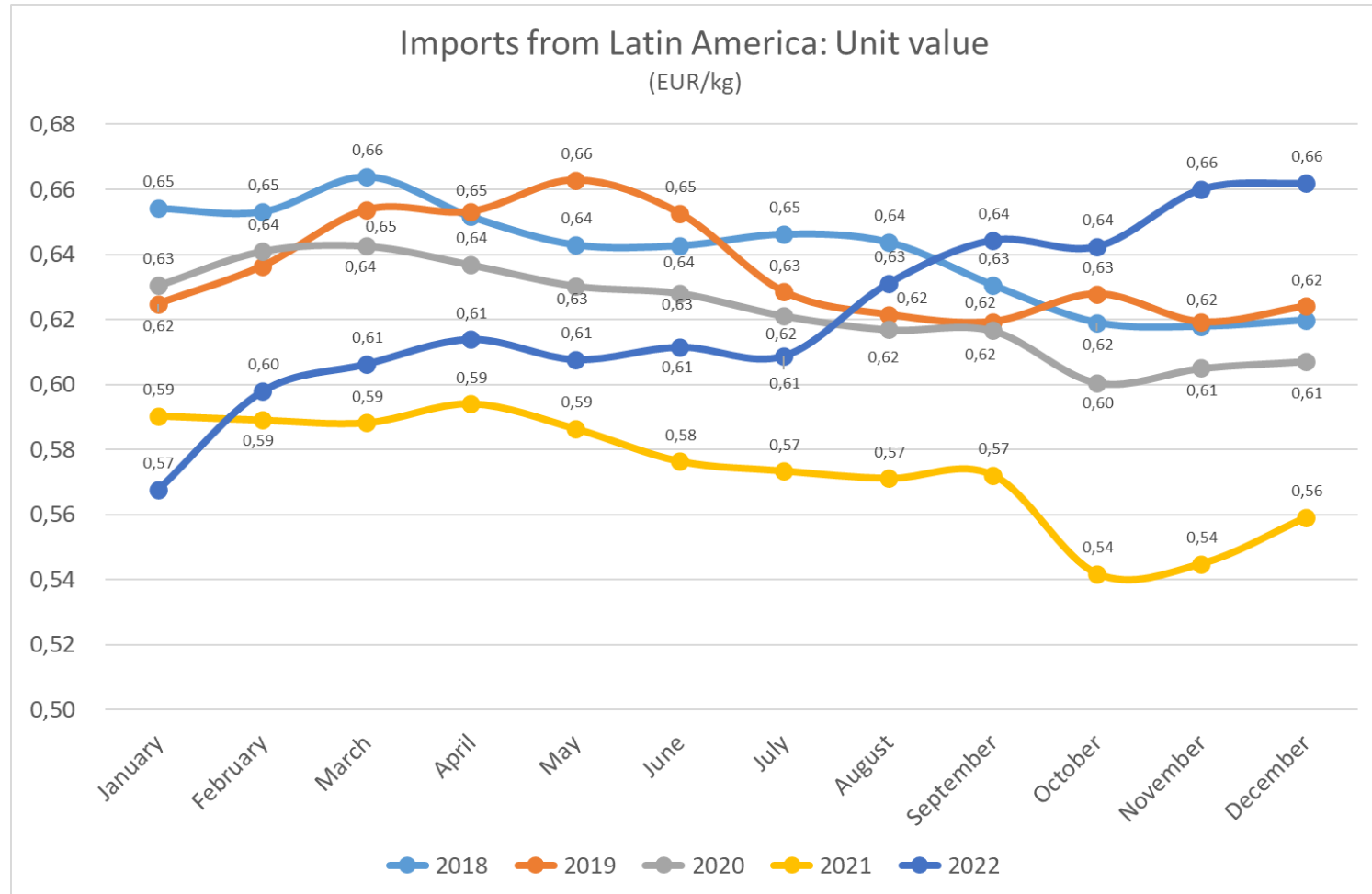


## Monthly supply of bananas from Latin America (1000 tonnes)

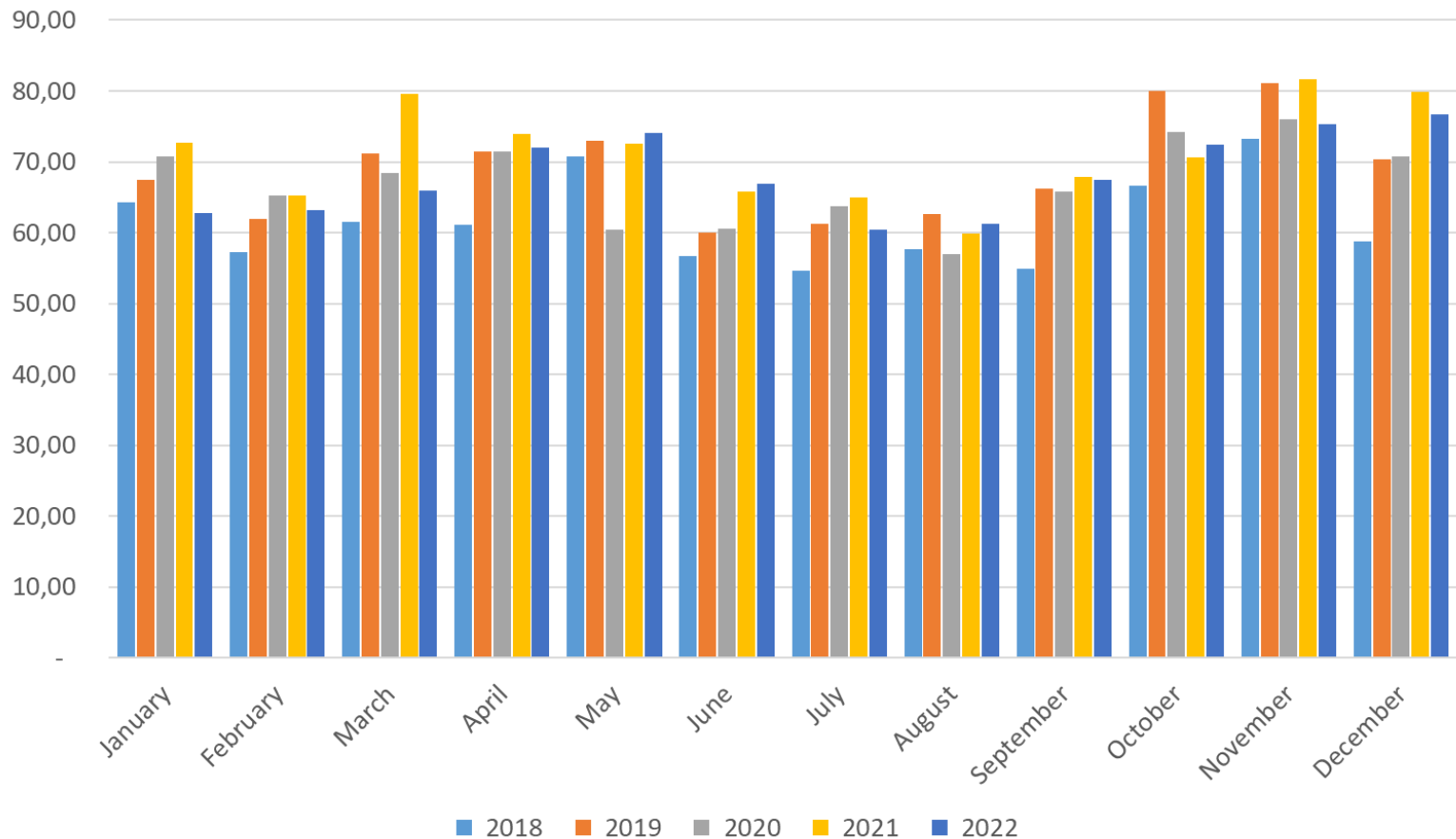




European  
Commission



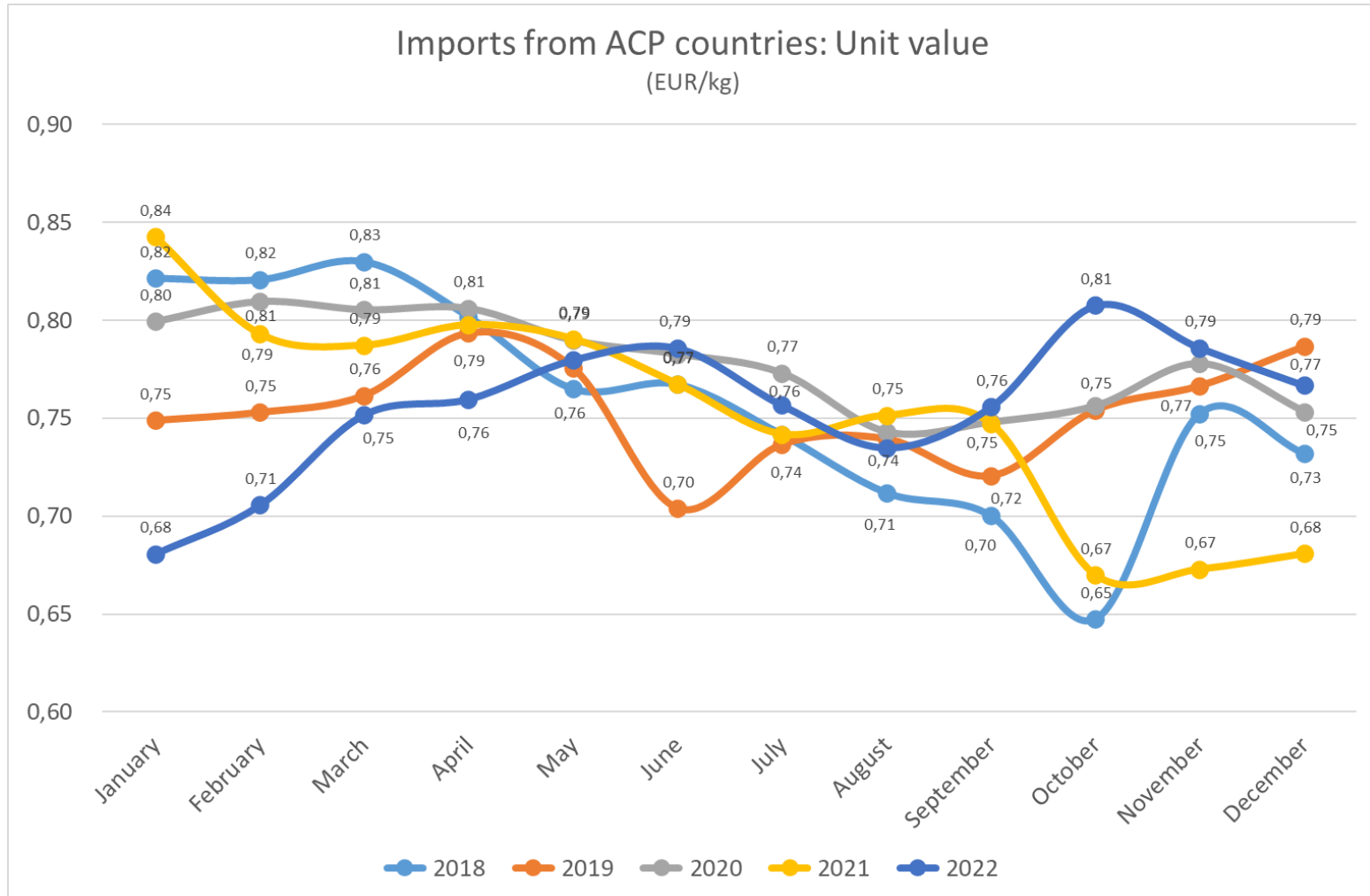
## Monthly supply of bananas from ACP countries (1000 tonnes)







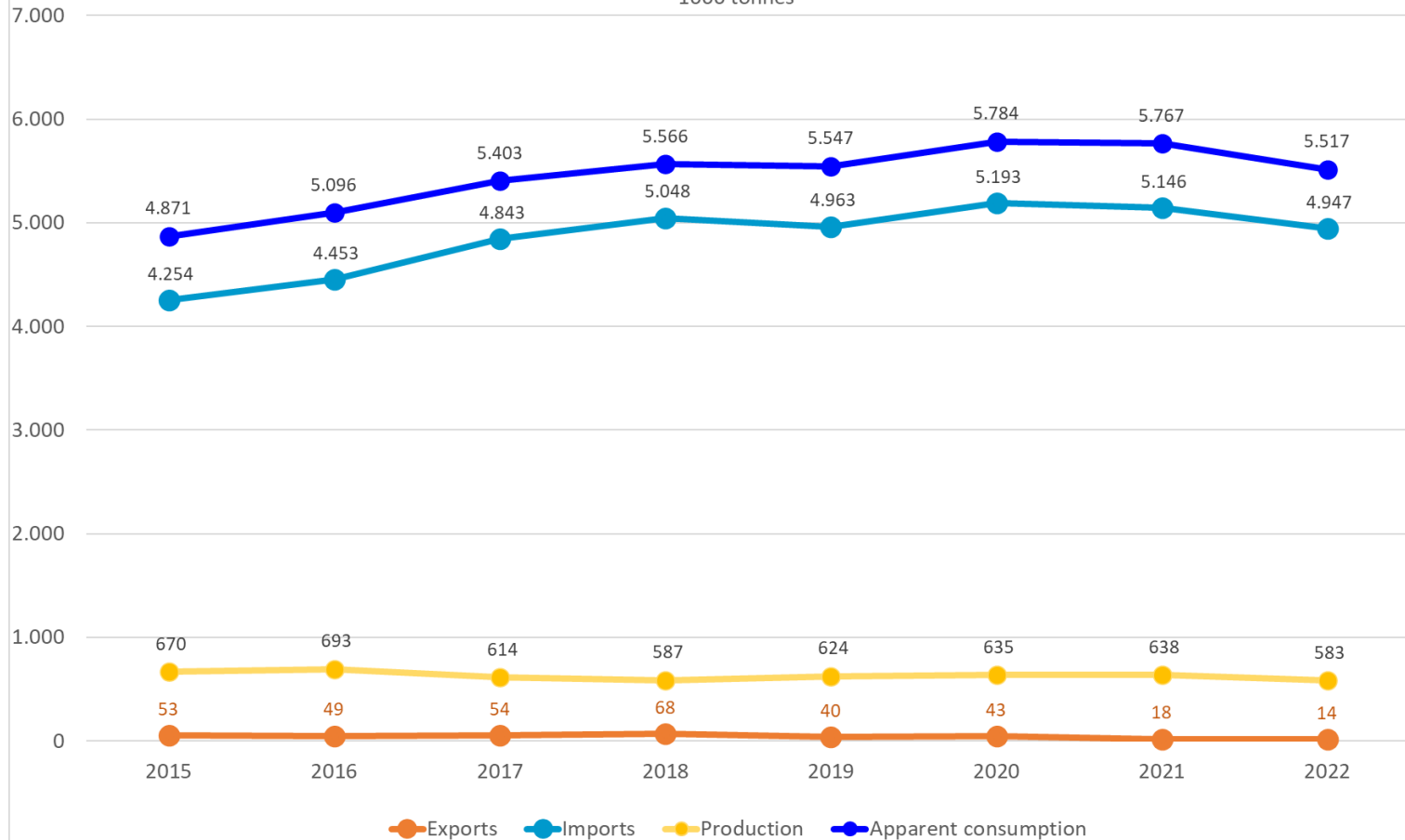
European  
Commission

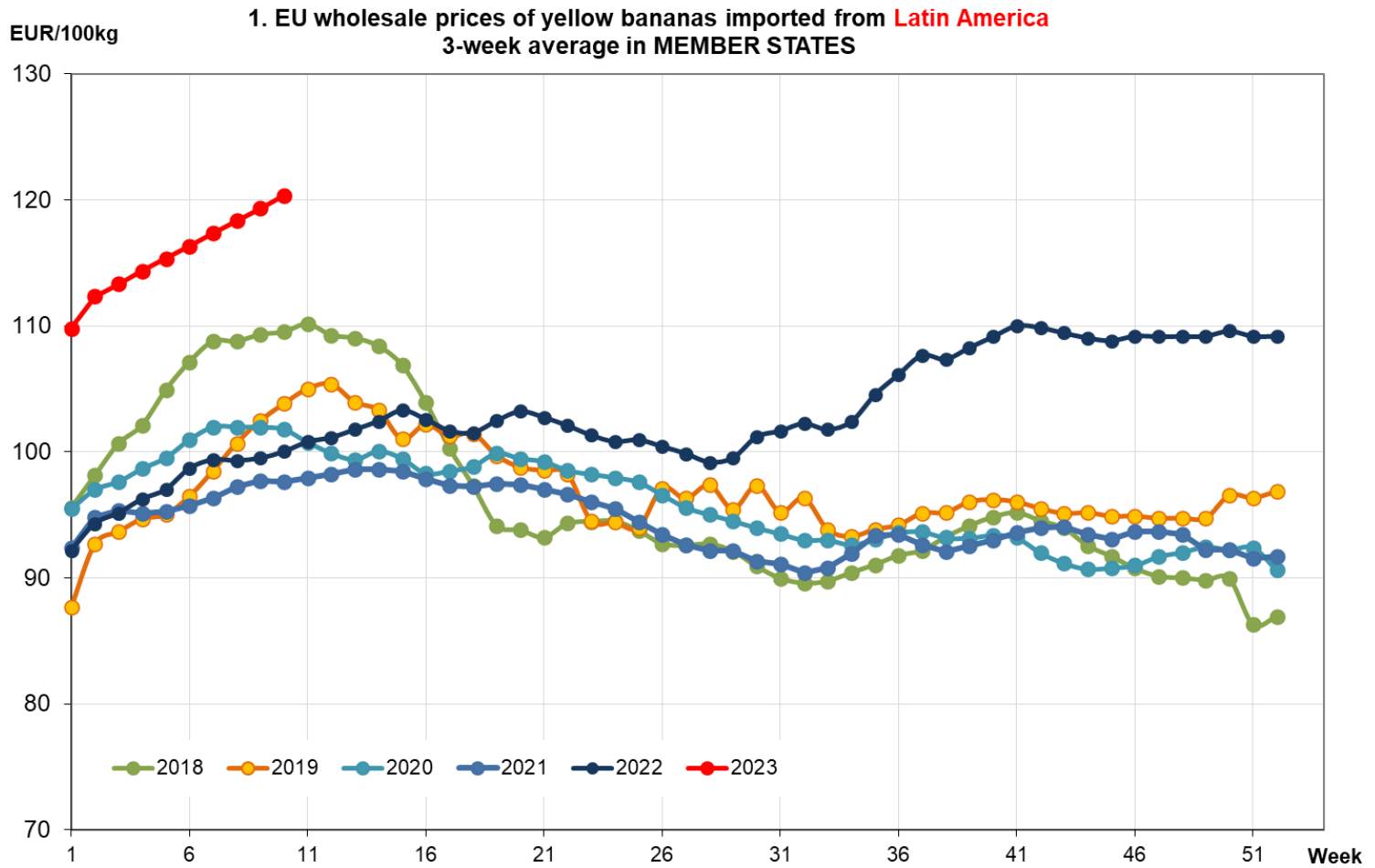


Source: Eurostat comext

## Apparent consumption: Production and trade

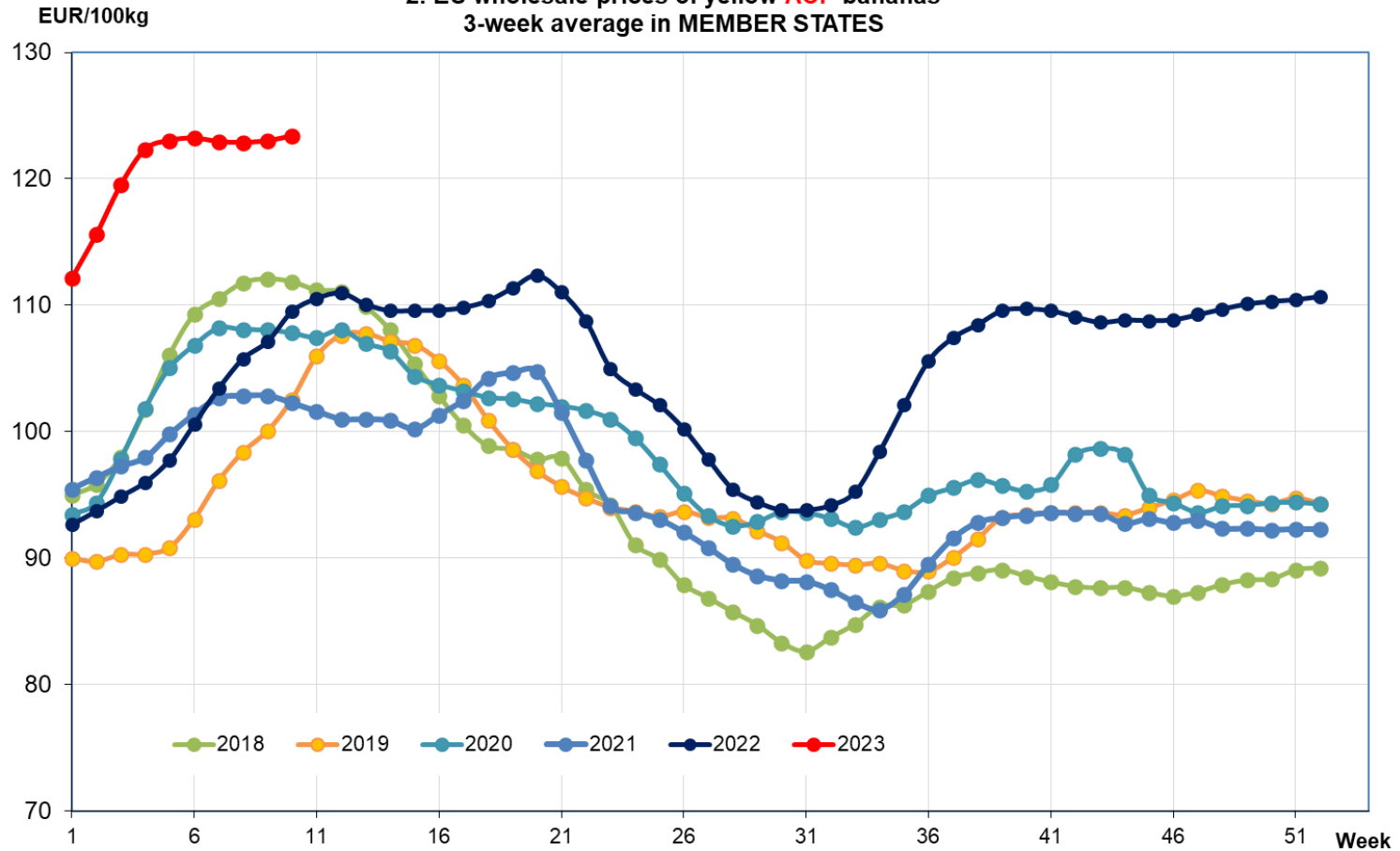
1000 tonnes



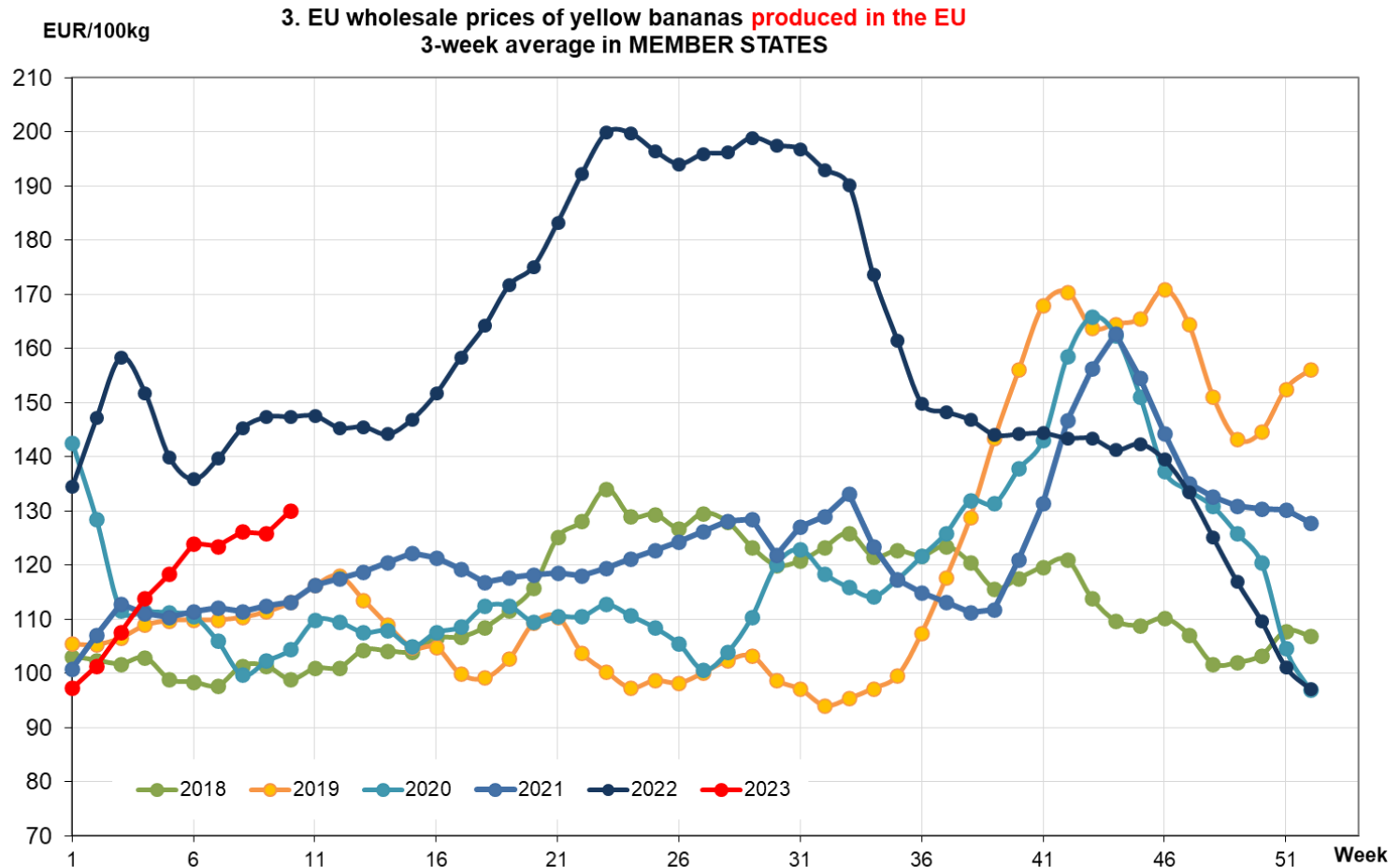


EU27, source: Members States notifications pursuant to Art 1 and Annex I (5) of Commission Regulation (EU) 2017/1185

## 2. EU wholesale prices of yellow ACP bananas 3-week average in MEMBER STATES



EU27, source: Members States notifications pursuant to Art 1 and Annex I (5) of Commission Regulation (EU) 2017/1185



EU27, source: Members States notifications pursuant to Art 1 and Annex I (5) of Commission Regulation (EU) 2017/1185



**Thank you**

**e-mail: [AGRI- E2@ec.europa.eu](mailto:AGRI-E2@ec.europa.eu)**