

The EU school fruit, vegetables and milk scheme



Annual monitoring report

2017/2018 school year

Country: **DE - Mecklenburg-Western Pomerania**

Received on: **30-01-2019**

Information by the country's competent authorities. The report is sent to, but not approved by, the Commission that may make comments.

Non-mandatory information, nevertheless recommended for the quality of the report, in grey.

Figures on budget execution (31 December 2018) are preliminary: corrections are possible and payments may still be made.

1. Budget execution

1.1. Expenditure for the supply/distribution of products (EUR)

	School fruit and vegetables			School milk			Total	
	Fresh	Processed	Total fruits and vegetables	Drinking milk and lactose-free versions	Cheese, curd, yoghurt and other milk products with no added flavouring, fruit, nuts or cocoa	Milk products with added flavouring, fruit, nuts or cocoa		Total milk and milk products
EU aid	230.722		230.722	231.097			231.097	461.819
National Funds				77.917			77.917	77.917
<i>of which: Public</i>								
<i>of which: Private</i>								
Comments								

1.2. Expenditure for the educational measures (EUR)

	On school fruit and vegetables	On school milk	Total
EU aid	51.029	22.141	73.170
National Funds			
<i>of which: Public</i>			
<i>of which: Private</i>			
Comments			

1.3. Expenditure for information, monitoring and evaluation (EUR)

	On school fruit and vegetables	On school milk	Total
EU aid			
National Funds			
<i>of which: Public</i>			
<i>of which: Private</i>			
Comments			

2.1 Participating children

	Participating children		
	Number of children	Number of children who participated in the school fruit and vegetables part	Number of children who participated in the school milk part
Nurseries/Pre-schools			
<i>Of which: Nurseries</i>			
<i>Of which: Pre-schools</i>			
Primary schools	16.368	16.368	16.368
Secondary schools			
Total	16.368	16.368	16.368
Comments			

2.2 Number of children in the target group

	Number of children in the target group set out in the
Nurseries/Pre-schools	
<i>Of which: Nurseries</i>	
<i>Of which: Pre-schools</i>	
Primary schools	63.143
Secondary schools	
Total	63.143
Comments	<i>of which 8.071 schools for special education needs</i>



2.3 Total number of children

	Number of children eligible for the EU school fruit, vegetables and milk scheme
Nurseries/Pre-schools	56.629
<i>Of which: Nurseries</i>	
<i>Of which: Pre-schools</i>	
Primary schools	63.143
Secondary schools	85.835
Total	205.607
Comments	



3.1 Participating schools

	Participating schools		
	Number of schools	Number of schools that participated in the school fruit and vegetables part	Number of schools that participated in the school milk part
Nurseries/Pre-schools			
<i>Of which: Nurseries</i>			
<i>Of which: Pre-schools</i>			
Primary schools	91	91	91
Secondary schools			
Total	91	91	91
Comments			

3.2 Number of schools in the target group

	Number of schools in the target group	School fruit and vegetables part of the scheme	School milk part of the scheme
Nurseries/Pre-schools			
<i>Of which: Nurseries</i>			
<i>Of which: Pre-schools</i>			
Primary schools	376	376	376
Secondary schools			
Total	376	376	376
Comments			

3.3 Total number of schools


Nurseries/Pre-schools	887
<i>Of which: Nurseries</i>	
<i>Of which: Pre-schools</i>	
Primary schools	376
Secondary schools	186
Total	1.449
Comments	



4.1 Products supplied/distributed to schoolchildren and, if applicable, tasted by schoolchildren as part of educational measures

4.1.1 Fresh fruit

	List
Apples	✓
Apricots	
Aromatic Herbs	
Avocados	
Bananas	
Berries	
Cherries	
Citrus Fruit	
Figs	
Grapes	
Guavas/Mangoes	
Kiwis	
Melons	
Nuts	
Peaches/Nectarines	
Pears	✓
Pineapples	
Plums	
Quinces	
Strawberries	
Watermelons	
Comments	




4.1.2 Fresh vegetables

	List
Artichokes	
Asparagus	
Aubergines	
Beet	
Broccoli	
Cabbages	
Carrots	✓
Cauliflowers	
Celery	
Chicory	
Courgettes	
Cucumbers	✓
Fennel	
Kohlrabi	✓
Kale	
Garlic	
Gherkins	
Leeks	
Lettuce	
Mushrooms	
Onions	
Parsnips	
Peas	
Peppers	
Pulses	
Pumpkins	
Radishes	
Rutabagas	
Salad beetroot	
Salsifis	
Spinach	
Tomatoes	
Turnips	
Comments	

4.1.3 Processed fruit and vegetables

	List
Fruit Juices	
Fruit Purées/Compotes	
Jams/Marmalades	
Dried Fruits	
Vegetable Juices	
Vegetables Soups	
Other:	
Comments	




4.1.4 Milk and milk products

	List
Drinking milk or lactose-free versions	✓
Cheese and curd	
Plain yoghurt	
Milk products without added sugar, flavouring, fruit, nuts or cocoa	
Milk products without fruit juice, naturally flavoured	
Milk products with fruit juice, naturally flavoured or non-flavoured	
Milk-based drinks with cocoa, with fruit juice or naturally flavoured	
Fermented or non-fermented milk products with fruit, naturally flavoured or non-flavoured	
Comments	



4.1.5 Other agricultural products that children tasted as part of educational measures

	List
Table olives	
Olive oil	
Honey	
Other:	
Comments	



4.1.a) Priorities for the choice of school fruit, vegetables and milk

	Yes/No	Comments
Local/regional purchasing		
Organic products		
Short supply chains		
Quality schemes		
Fair trade		
Other:		

4.2 Average size of portion of school fruit, vegetables and milk (Kg/Lt)

	School fruit and vegetables	School milk
Kg	0,09	
Liters		0,20
Comments	0,085-0,1	0,2-0,25

4.3 Average cost of portion of school fruit, vegetables and milk (EUR)

	School fruit and vegetables	School milk
EU aid	0,39	0,35
National aid (private/public)		0,18
Comments		

4.3.a Average cost of portion of apples in bulk (EUR)

	Portion of apples in bulk
EU aid	
National aid (private/public)	
Comments	

4.3.b Average cost of portion of drinking milk (EUR)

	Portion of drinking milk
EU aid	
National aid (private/public)	
Comments	

4.4. Frequency of supply/distribution of school fruit, vegetables and milk

	School fruit and vegetables	School milk
Once per week	✓	✓
Twice per week		
Three times per week		
Four times per week		
Daily		
Other:		
Comments		



4.5. Duration of supply/distribution of fruit, vegetables and milk

	School fruit and vegetables	School milk
≤ 2 weeks		
> 2 and ≤ 4 weeks		
> 4 and ≤ 12 weeks		
> 12 and ≤ 24 weeks		
> 24 and ≤ 36 weeks		
Entire school year	✓	✓
Other: please specify under comments		
Comments		

4.6. Quantities of school fruit, vegetables and milk supplied/distributed and, if applicable, of other agricultural products that children tasted under educational measures

4.6.1 Fresh fruit and vegetables

		Quantity	Comments
Fresh fruit and vegetables	Quantity in kg	53.248	591.646 portions from 0,085-0,1 kg
Of which: Fruit	Quantity in kg		
Of which: Vegetables	Quantity in kg		

4.6.2 Processed fruit and vegetables

		Quantity	Comments
Processed fruit and vegetables	Quantity in kg		
	Quantity in litres		
Of which: Fruit juices	Quantity in litres		
Of which: Fruit purees/compotes	Quantity in kg		
Of which: Dried fruits	Quantity in kg		
Of which: Vegetable juices	Quantity in litres		
Of which: Vegetable soups	Quantity in litres		
Of which: Other	Quantity in kg		

4.6.3 Milk and milk products

		Quantity	Comments
Drinking milk and lactose-free versions	Quantity in litres	123.809	591.646 portions from 0,2-0,25 l
Cheese and curd	Quantity in kg		
Plain yoghurt	Quantity in kg		
Milk products without added sugar, flavouring, fruit, nuts or cocoa	Quantity in kg		
Milk products without fruit juice, naturally flavoured	Quantity in kg		
Milk products with fruit juice, naturally flavoured or non-flavoured	Quantity in kg		
Milk-based drinks with cocoa, with fruit juice or naturally flavoured	Quantity in litres		
Milk products with fruit, naturally flavoured or non-flavoured	Quantity in kg		

4.6.4 Other agricultural products

		Quantity	Comments
Olive/olive oil	Quantity in kg		
	Quantity in litres		
Honey	Quantity in kg		
Others:	Quantity in kg		

5.1 Educational measures carried out

		Number of schoolchildren	Comments
Type of measure	School gardens		
	Visits to farms, dairies, famers' markets and similar activities	1.960	
	Tasting classes, cooking workshops, other		
	Lessons, lectures, workshops	16.368	
	Other activities: competitions, games, themed periods ...		

5.2 Theme(s) of the educational measures carried out

		Yes/No	Comments
Theme(s)	Reconnection of children to agriculture	Yes	
	Healthy eating habits	Yes	
	Local food chains	No	
	Organic	No	
	Sustainable production	No	
	Food waste	No	
	Other: please specify under comments	No	



6. Communication activities carried out

		Yes/No	Comments
Activity carried out/tool used	Poster at school premises	Yes	Poster according to Regulation (EU) 2017/40
	Poster at other relevant places	No	
	Dedicated website(s)	No	
	Informative graphic material		
	Information and awareness campaign (TV, radio, social media)	No	
	Others (e.g. networking activities)	No	



7. Authorities and stakeholders involved

			Name	Involved in Planning	Involved in Implementation	Involved in Monitoring	Involved in Evaluation	How
Public authority/ Private stakeholder	Agriculture	Authority	Ministry of Agriculture and the Environment	Yes	Yes	Yes	Yes	Competent authority
		Stakeholder						
	Health and Nutrition	Authority		NO	NO	No	NO	
		Stakeholder		NO	NO	NO	NO	
	Education	Authority	Ministry of Education, Science and Culture	Yes	No	No	No	The Ministry of Education is involved in evaluating the applications of schools to participate in the programme. As a result of the cooperation, a scoring system has been developed for the ranking of schools.
		Stakeholder						
	Other	Authority						
		Stakeholder						