

# The EU school fruit, vegetables and milk scheme



## Annual monitoring report

2020/2021 school year

*Country:* **Sweden**

*Received on:* **26-01-2022**

Information by the country's competent authorities. The report is sent to, but not approved by, the Commission that may make comments.

Non-mandatory information, nevertheless recommended for the quality of the report, in grey.

Figures on budget execution (31 December 2021) are preliminary: corrections are possible and payments may still be made.

# 1. Budget execution

## 1.1. Expenditure for the supply/distribution of products (EUR)

	School fruit and vegetables			School milk			Total	
	Fresh	Processed	Total fruits and vegetables	Drinking milk and lactose-free versions	Cheese, curd, yoghurt and other milk products with no added flavouring, fruit, nuts or cocoa	Milk products with added flavouring, fruit, nuts or cocoa		Total milk and milk products
<b>EU aid</b>	0	0	0	7 575 635	0	0	7 575 635	7 575 635
<b>National Funds</b>	0	0	0	0	0	0	0	0
<i>of which: Public</i>			0				0	0
<i>of which: Private</i>			0				0	0
<b>Comments</b>	<i>The strategy does not envisage the supply of these products.</i>			<i>Payments made until 2021-12-31. The strategy does not envisage the supply of cheese, curd, yoghurt and other milk products with no added flavouring, fruit, nuts or cocoa and of milk products with added flavouring, fruit, nuts or cocoa. Implementation under the circumstances of Covid-19: in general, schools have been able to provide meals to some extent (nb. school milk is distributed in conjunction with regular school meals in Sweden) even if there have been some situations with distance learning - in those cases, it has been possible to provide school milk.</i>				

## 1.2. Expenditure for the educational measures (EUR)

	On school fruit and vegetables	On school milk	Total
<b>EU aid</b>	0	0	0
<b>National Funds</b>	0	0	0
<i>of which: Public</i>			
<i>of which: Private</i>			
<b>Comments</b>			

## 1.3. Expenditure for information, monitoring and evaluation (EUR)

	On school fruit and vegetables	On school milk	Total
<b>EU aid</b>	0	0	0
<b>National Funds</b>	0	0	0
<i>of which: Public</i>			
<i>of which: Private</i>			
<b>Comments</b>			

## 2.1 Participating children

	Participating children		
	Number of children	Number of children who participated in the school fruit and vegetables part	Number of children who participated in the school milk part
<b>Nurseries/Pre-schools</b>	396 782	0	396 782
<i>Of which: Nurseries</i>			
<i>Of which: Pre-schools</i>			
<b>Primary schools</b>	1 033 645	0	1 033 645
<b>Secondary schools</b>	235 168	0	235 168
<b>Total</b>	<b>1 665 595</b>	<b>0</b>	<b>1 665 595</b>
<b>Comments</b>	<i>Primary school: 1st-9th grade. Secondary school: "Gymnasieskola".</i>		

## 2.2 Number of children in the target group

	Number of children in the target group set out in the strategy
<b>Nurseries/Pre-schools</b>	640 884
<i>Of which: Nurseries</i>	517 405
<i>Of which: Pre-schools</i>	123 479
<b>Primary schools</b>	1 110 630
<b>Secondary schools</b>	367 425
<b>Total</b>	<b>2 118 939</b>
<b>Comments</b>	<i>see under 2.1</i>



## 2.3 Total number of children

	Number of children eligible for the EU school fruit, vegetables and milk scheme
<b>Nurseries/Pre-schools</b>	640 884
<i>Of which: Nurseries</i>	517 405
<i>Of which: Pre-schools</i>	123 479
<b>Primary schools</b>	1 110 630
<b>Secondary schools</b>	367 425
<b>Total</b>	<b>2 118 939</b>
<b>Comments</b>	<i>see under 2.1</i>



### 3.1 Participating schools

	Participating schools		
	Number of schools	Number of schools that participated in the school fruit and vegetables part	Number of schools that participated in the school milk part
<b>Nurseries/Pre-schools</b>	6 463	0	6 463
<i>Of which: Nurseries</i>			
<i>Of which: Pre-schools</i>			
<b>Primary schools</b>	4 212	0	4 212
<b>Secondary schools</b>	798	0	798
<b>Total</b>	<b>11 473</b>	<b>0</b>	<b>11 473</b>
<b>Comments</b>	<i>Primary school: 1st-9th grade. Secondary school: "Gymnasieskola"</i>		

### 3.2 Number of schools in the target group

	Number of educational establishments in the target group set out in the strategy
<b>Nurseries/Pre-schools</b>	13 164
<i>Of which: Nurseries</i>	9 589
<i>Of which: Pre-schools</i>	3 575
<b>Primary schools</b>	5 382
<b>Secondary schools</b>	1 512
<b>Total</b>	<b>20 058</b>
<b>Comments</b>	<i>see under 3.1</i>

### 3.3 Total number of schools


<b>Nurseries/Pre-schools</b>	13 164
<i>Of which: Nurseries</i>	9 589
<i>Of which: Pre-schools</i>	3 575
<b>Primary schools</b>	5 382
<b>Secondary schools</b>	1 512
<b>Total</b>	<b>20 058</b>
<b>Comments</b>	<i>see under 3.1</i>



## 4.1 Products supplied/distributed to schoolchildren and, if applicable, tasted by schoolchildren as part of educational measures

### 4.1.1 Fresh fruit

	List
Apples	
Apricots	
Aromatic Herbs	
Avocados	
Bananas	
Berries	
Cherries	
Citrus Fruit	
Figs	
Grapes	
Guavas/Mangoes	
Kiwis	
Melons	
Nuts	
Peaches/Nectarines	
Pears	
Pineapples	
Plums	
Quinces	
Strawberries	
Watermelons	
Comments	




### 4.1.2 Fresh vegetables

	List
Artichokes	
Asparagus	
Aubergines	
Beet	
Broccoli	
Cabbages	
Carrots	
Cauliflowers	
Celery	
Chicory	
Courgettes	
Cucumbers	
Fennel	
Kohlrabi	
Kale	
Garlic	
Gherkins	
Leeks	
Lettuce	
Mushrooms	
Onions	
Parsnips	
Peas	
Peppers	
Pulses	
Pumpkins	
Radishes	
Rutabagas	
Salad beetroot	
Salsifis	
Spinach	
Tomatoes	
Turnips	
Comments	

### 4.1.3 Processed fruit and vegetables

	List
Fruit Juices	
Fruit Purées/Compotes	
Jams/Marmalades	
Dried Fruits	
Vegetable Juices	
Vegetables Soups	
Other:	
Comments	




#### 4.1.4 Milk and milk products

	List
Drinking milk or lactose-free versions	✓
Cheese and curd	
Plain yoghurt	
Milk products without added sugar, flavouring, fruit, nuts or cocoa	
Milk products without fruit juice, naturally flavoured	
Milk products with fruit juice, naturally flavoured or non-flavoured	
Milk-based drinks with cocoa, with fruit juice or naturally flavoured	
Fermented or non-fermented milk products with fruit, naturally flavoured or non-flavoured	
Comments	



#### 4.1.5 Other agricultural products that children tasted as part of educational measures

	List
Table olives	
Olive oil	
Honey	
Other:	
Comments	



#### 4.1.a) Priorities for the choice of school fruit, vegetables and milk

	Yes/No	Comments
Local/regional purchasing	No	
Organic products	No	
Short supply chains	No	
Quality schemes	No	
Fair trade	No	
Other:	No	

#### 4.2 Average size of portion of school fruit, vegetables and milk (Kg/Lt)

	School fruit and vegetables	School milk
Kg	0,00	0,00
Liters	0,00	0,09
Comments		More precise average figure in liters is 0.08591

#### 4.3 Average cost of portion of school fruit, vegetables and milk (EUR)

	School fruit and vegetables	School milk
EU aid	0,00	0,27
National aid (private/public)		0,00
Comments		

#### 4.3.a Average cost of portion of apples in bulk (EUR)

	Portion of apples in bulk
EU aid	
National aid (private/public)	
Comments	<i>not applicable</i>

#### 4.3.b Average cost of portion of drinking milk (EUR)

	Portion of drinking milk
EU aid	0,27
National aid (private/public)	0
Comments	



#### 4.4. Frequency of supply/distribution of school fruit, vegetables and milk

	School fruit and vegetables	School milk
Once per week		
Twice per week		
Three times per week		
Four times per week		
Daily		✓
Other:		
Comments	<i>not applicable</i>	

#### 4.5. Duration of supply/distribution of fruit, vegetables and milk

	School fruit and vegetables	School milk
≤ 2 weeks		
> 2 and ≤ 4 weeks		
> 4 and ≤ 12 weeks		
> 12 and ≤ 24 weeks		
> 24 and ≤ 36 weeks		
Entire school year		✓
Other: please specify under comments		
Comments	<i>not applicable</i>	

#### 4.5.a. Supplied/distributed portions

	School fruit and vegetables	School milk
Number of portions supplied/distributed per child	0	193
Comments	<i>not applicable</i>	Average number of servings per child: 181 servings per child for primary and secondary schools and 241 servings per child in pre-schools.

#### 4.6. Quantities of school fruit, vegetables and milk supplied/distributed and, if applicable, of other agricultural products that children tasted under educational measures

##### 4.6.1 Fresh fruit and vegetables

		Quantity	Comments
Fresh fruit and vegetables	Quantity in kg	0	<i>The strategy does not envisage the supply of these products.</i>
<i>Of which: Fruit</i>	<i>Quantity in kg</i>		
<i>Of which: Vegetables</i>	<i>Quantity in kg</i>		

##### 4.6.2 Processed fruit and vegetables

		Quantity	Comments
Processed fruit and vegetables	Quantity in kg	0	<i>The strategy does not envisage the supply of these products.</i>
	Quantity in litres	0	<i>The strategy does not envisage the supply of these products.</i>
<i>Of which: Fruit juices</i>	<i>Quantity in litres</i>		
<i>Of which: Fruit purees/compotes</i>	<i>Quantity in kg</i>		
<i>Of which: Jams/Marmalades</i>	<i>Quantity in kg</i>		
<i>Of which: Dried fruits</i>	<i>Quantity in kg</i>		
<i>Of which: Vegetable juices</i>	<i>Quantity in litres</i>		
<i>Of which: Vegetable soups</i>	<i>Quantity in litres</i>		
<i>Of which: Other</i>	<i>Quantity in kg</i>		

##### 4.6.3 Milk and milk products

		Quantity	Comments
Drinking milk and lactose-free versions	Quantity in litres	27 717 641	<i>322618142 servings (95005574 to pre-schools, 185563553 to primary schools and 42049015 to secondary schools)</i>
Cheese and curd	Quantity in kg	0	
Plain yoghurt	Quantity in kg	0	
Milk products without added sugar, flavouring, fruit, nuts or cocoa	Quantity in kg	0	
Milk products without fruit juice, naturally flavoured	Quantity in kg	0	
Milk products with fruit juice, naturally flavoured or non-flavoured	Quantity in kg	0	
Milk-based drinks with cocoa, with fruit juice or naturally flavoured	Quantity in litres	0	
Milk products with fruit, naturally flavoured or non-flavoured	Quantity in kg	0	

##### 4.6.4 Other agricultural products

		Quantity	Comments
Olive/olive oil	Quantity in kg	0	
	Quantity in litres	0	
Honey	Quantity in kg	0	
Others:	Quantity in kg	0	



## 5.1 Educational measures carried out

		Number of schoolchildren	Comments
Type of measure	School gardens	0	
	Visits to farms, dairies, famers' markets and similar activities	0	<i>Due to the pandemic, these activities were not carried out</i>
	Tasting classes, cooking workshops, other	0	
	Lessons, lectures, workshops	1 665 595	<i>Mandatory for all schoolchildren according to the Swedish National Agency for Education. We use the existing curricula for complementary measures. In all grades, from preschool to high school, there are parts of the curriculum that concern healthy food, agriculture, ecology, etc.</i>
	Other activities: competitions, games, themed periods ...	0	

## 5.2 Theme(s) of the educational measures carried out

		Yes/No	Comments
Theme(s)	Reconnection of children to agriculture	Yes	
	Healthy eating habits	Yes	
	Local food chains	No	
	Organic	No	
	Sustainable production	Yes	
	Food waste	Yes	
	Other: please specify under comments	No	



## 6. Communication activities carried out

		Yes/No	Comments
Activity carried out/tool used	Poster at school premises	Yes	<a href="https://webbutiken.jordbruksverket.se/sv/artiklar/plansch-skolmjolksstod.html">https://webbutiken.jordbruksverket.se/sv/artiklar/plansch-skolmjolksstod.html</a> <a href="https://webbutiken.jordbruksverket.se/sv/artiklar/ovr158b.html">https://webbutiken.jordbruksverket.se/sv/artiklar/ovr158b.html</a>
	Poster at other relevant places	No	
	Dedicated website(s)	Yes	<a href="https://jordbruksverket.se/stod/livsmedel/skolmjolkstod">https://jordbruksverket.se/stod/livsmedel/skolmjolkstod</a>
	Informative graphic material	No	
	Information and awareness campaign (TV, radio, social media)	No	
	Others (e.g. networking activities)	No	



7. Authorities and stakeholders involved

			Name	Involved in Planning	Involved in Implementation	Involved in Monitoring	Involved in Evaluation	Responsible for implementation / supervision / advice (if yes, please specify for which of those under comments)	Member of Steering / Consultative or Coordination / Monitoring Committee (if yes, please specify which committee or group under comments)	Participation in regular meetings	Events (conferences/seminars, workshops ...)(if yes, please specify which event/s under comments)	Surveys or other information / communication activities, including through web and social media (if yes, please specify which activity/ies under comments)	Other (if yes, please specify under comments)	Comments
Public authority/ Private stakeholder	Agriculture	Authority	Swedish Board of Agriculture	Yes	Yes	Yes	Yes	Yes	Yes	Yes	Yes	Yes	Yes	Involved in all aspects of the school scheme. Responsible for applications, payment and on the spot checks related to the scheme. During the year, no education authority has been involved. As milk is distributed in connection with school meals, the program is not revised annually but it runs during the years in which the strategy applies.
		Stakeholder	n/a	No	No	No	No	No	No	No	No	No	No	
	Health and Nutrition	Authority	n/a	No	No	No	No	No	No	No	No	No	No	
		Stakeholder	n/a	No	No	No	No	No	No	No	No	No	No	
	Education	Authority	n/a	No	No	No	No	No	No	No	No	No	No	
		Stakeholder	n/a	No	No	No	No	No	No	No	No	No	No	
	Other	Authority	n/a	No	No	No	No	No	No	No	No	No	No	
		Stakeholder	n/a	No	No	No	No	No	No	No	No	No	No	