



EU banana market

European Commission
DG Agriculture and Rural
Development
Unit E2 Wine, spirits and
horticultural products

February 2024



EU PRODUCTION AND PRICES

(Member States' notifications of 15.02.2024)

Confirmed data: January – December 2023

Forecast: January 2024 - August 2024

This statistical document has been prepared by Unit E.2 of DG AGRI, in order to inform or stimulate discussion at the Committee for the CMO. It is a mere working document; some data may be missing or approximate.

Sources: Member States' notifications and EUROSTAT Comext

EU production Jan-Dec 2023

		Bananas produced in the Union and marketed in their region of production		Bananas produced in the Union and marketed outside their region of production		All production
		quantity (tonnes)	price* Euro/kg	quantity (tonnes)	price** Euro/kg	
Spain	Jan-Apr 2023	18.724	0,76	137.436	0,85	156.160
	May-Aug 2023	17.207	0,78	109.771	0,89	126.978
	Sep-Dec 2023	15.669	0,80	130.902	0,80	146.571
	Total 2023	51.600	0,78	378.109	0,84	429.709
Guadeloupe	Jan-Apr 2023	1.467	0,53	13.314	0,79	14.781
	May-Aug 2023	1.104	0,37	22.615	0,67	23.719
	Sep-Dec 2023	807	0,43	17.218	0,72	18.025
	Total 2023	3.378	0,46	53.147	0,72	56.525
Martinique	Jan-Apr 2023	975	0,45	38.228	0,77	39.203
	May-Aug 2023	1.067	0,50	53.127	0,71	54.194
	Sep-Dec 2023	1.709	0,64	42.398	0,72	44.107
	Total 2023	3.751	0,55	133.753	0,73	137.504
France	Jan-Apr 2023	2.442	0,50	51.542	0,78	53.984
	May-Aug 2023	2.171	0,44	75.742	0,70	77.913
	Sep-Dec 2023	2.516	0,57	59.616	0,72	62.132
	Total 2023	7.129	0,51	186.900	0,73	194.029
Portugal	Jan-Apr 2023	1.726	0,83	4.392	1,57	6.118
	May-Aug 2023	1.865	0,88	9.149	0,84	11.014
	Sep-Dec 2023	2.014	0,83	8.067	0,97	10.081
	Total 2023	5.605	0,85	21.608	1,04	27.213
Cyprus	Jan-Apr 2023	1.151	0,46	43	0,46	1.194
	May-Aug 2023	146	0,49	-		146
	Sep-Dec 2023	817	0,43	60		877
	Total 2023	2.114	0,45	103	0,19	2.217
Greece	Jan-Apr 2023	413	1,03	110	1,08	523
	May-Aug 2023	348	1,01	90	1,03	438
	Sep-Dec 2023	283	1,02	105	1,04	388
	Total 2023	1.044	1,02	305	1,05	1.349
Total EU	Jan-Apr 2023	24.456	0,73	193.523	0,85	217.979
	May-Aug 2023	21.737	0,76	194.752	0,81	216.489
	Sep-Dec 2023	21.298	0,77	198.750	0,78	220.048
	Total 2023	67.491	0,75	587.024	0,81	654.515

* Average selling price of green bananas on the local market.

** Average selling price at the stage of delivery at the first port of unloading (goods not unloaded).

EU production forecast Jan-Aug 2024

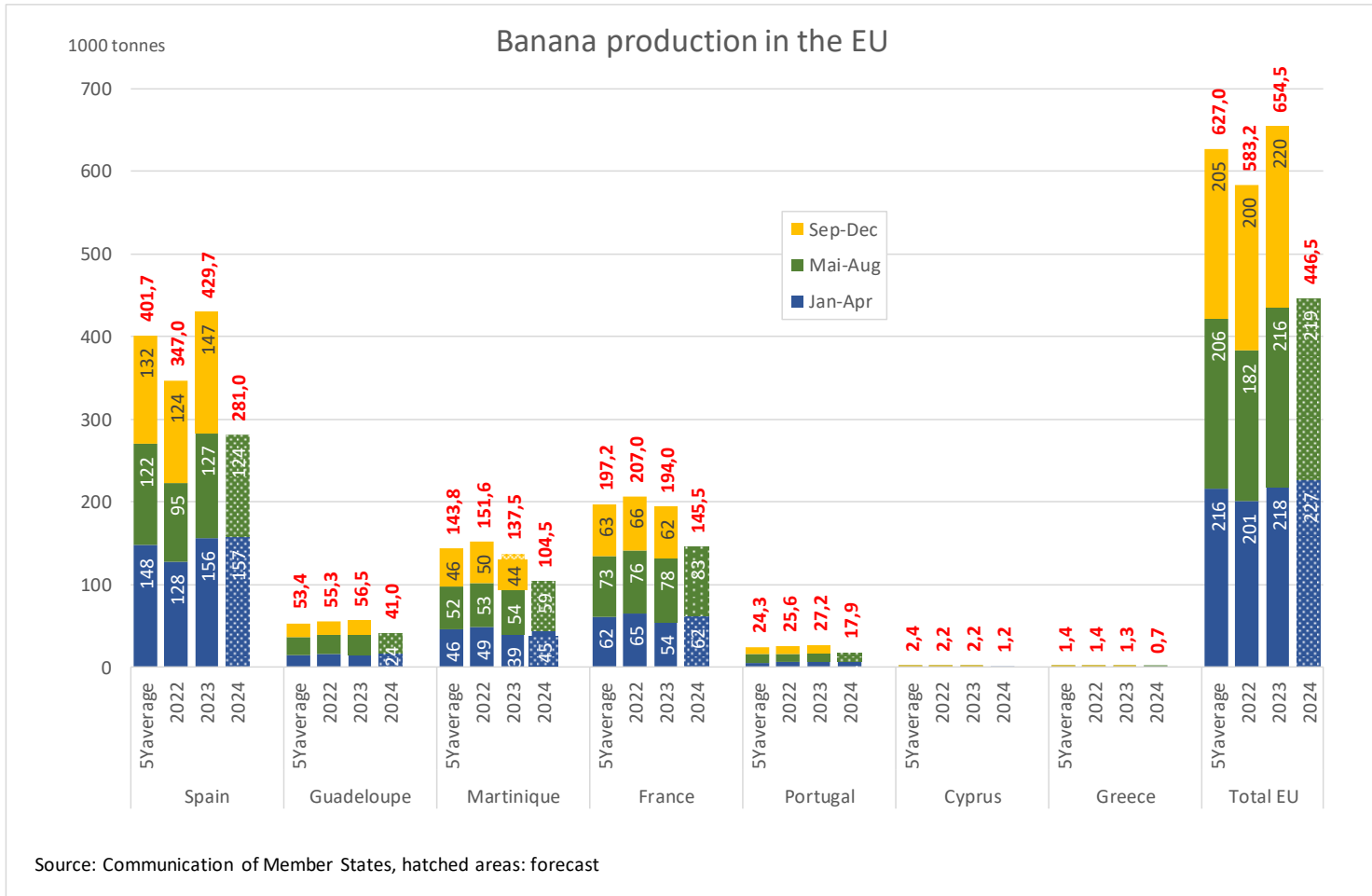
		Bananas produced in the Union and marketed in their region of production		Bananas produced in the Union and marketed outside their region of production		All production
		quantity (tonnes)	price* Euro/kg	quantity (tonnes)	price** Euro/kg	
Spain	Jan-Apr 2024	17.000	0,65	140.000	0,80	157.000
	May-Aug 2024	14.000	0,60	110.000	0,70	124.000
	Sep-Dec 2024	---	---	---	---	---
	Total 2024	---	---	---	---	---
Guadaloupe	Jan-Apr 2024	1.000	0,45	16.000	0,80	17.000
	May-Aug 2024	1.000	0,35	23.000	0,70	24.000
	Sep-Dec 2024	---	---	---	---	---
	Total 2024	---	---	---	---	---
Martinique	Jan-Apr 2024	1.600	0,46	43.600	0,80	45.200
	May-Aug 2024	1.000	0,46	58.300	0,70	59.300
	Sep-Dec 2024	---	---	---	---	---
	Total 2024	---	---	---	---	---
France	Jan-Apr 2024	2.600	0,46	59.600	0,80	62.200
	May-Aug 2024	2.000	0,41	81.300	0,70	83.300
	Sep-Dec 2024	---	---	---	---	---
	Total 2024	---	---	---	---	---
Portugal	Jan-Apr 2024	1.423	0,89	5.178	1,59	6.601
	May-Aug 2024	2.274	0,87	9.052	0,58	11.326
	Sep-Dec 2024	---	---	---	---	---
	Total 2024	---	---	---	---	---
Cyprus	Jan-Apr 2024	1.196	0,35	6	0,35	1.201
	May-Aug 2024	150	0,40	-	-	150
	Sep-Dec 2024	---	---	---	---	---
	Total 2024	---	---	---	---	---
Greece	Jan-Apr 2024	323	1,04	105	1,09	428
	May-Aug 2024	205	0,96	75	0,98	280
	Sep-Dec 2024	---	---	---	---	---
	Total 2024	---	---	---	---	---
Total EU	Jan-Apr 2024	22.542	0,63	204.889	0,82	227.430
	May-Aug 2024	18.629	0,61	200.427	0,69	219.056
	Sep-Dec 2024	---	---	---	---	---
	Total 2024	---	---	---	---	---

* Average selling price of green bananas on the local market.

** Average selling price at the stage of delivery at the first port of unloading (goods not unloaded).



European Commission





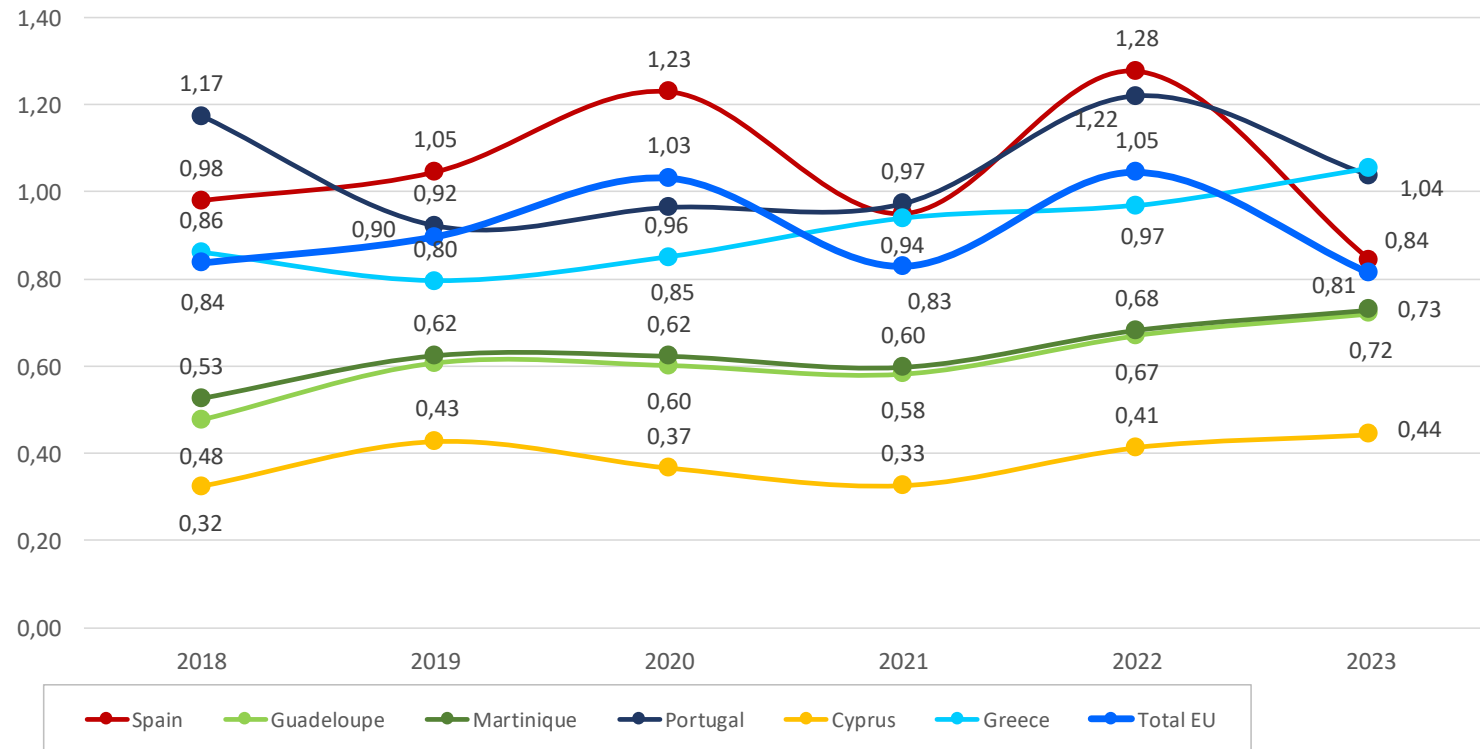
European
Commission

Prices of bananas produced in the EU and marketed outside their region of production

Prices at the first port of unloading (goods not unloaded)

January-December

EUR/kg



Source: Communications of Member States



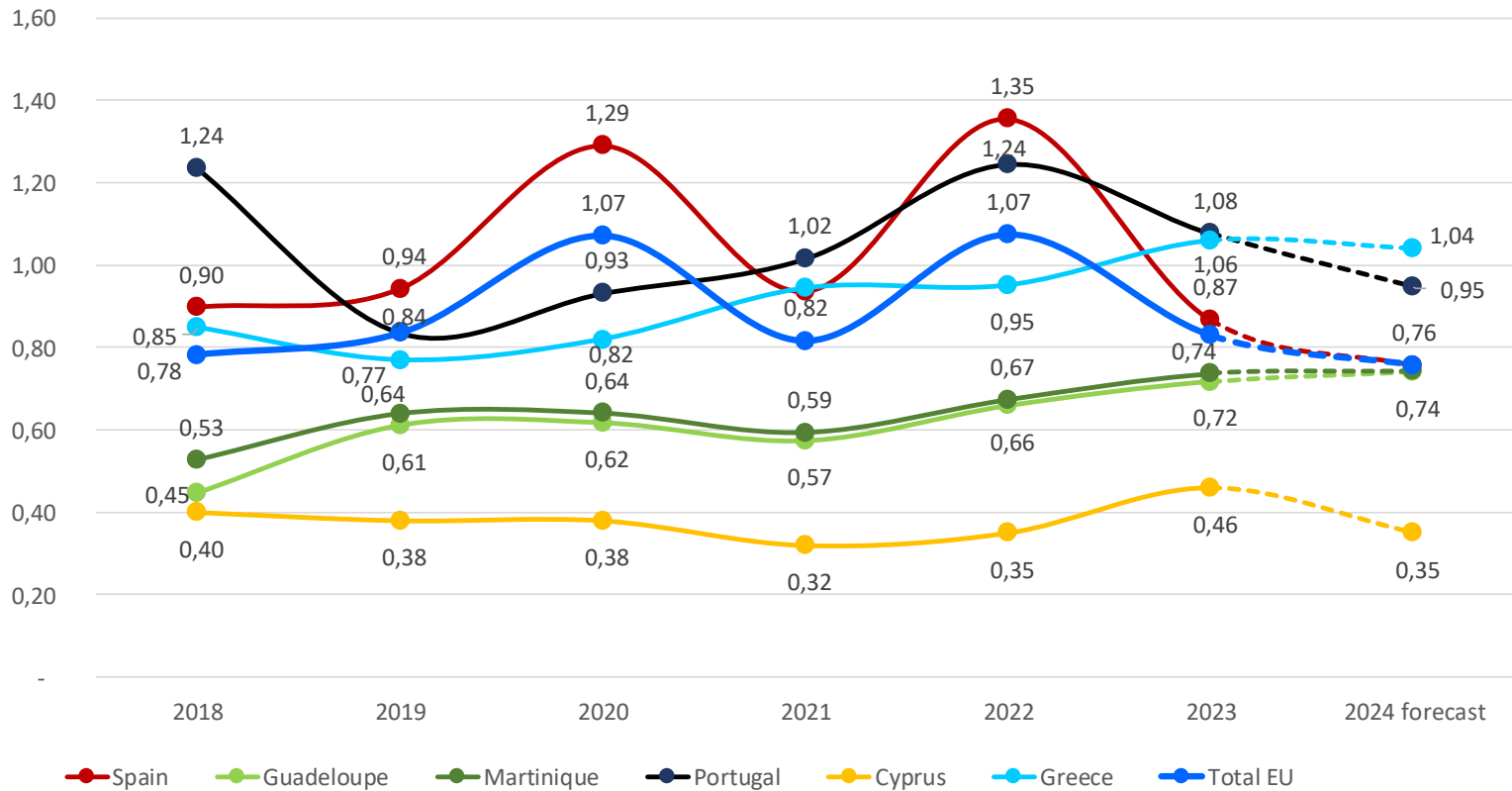
European Commission

Prices of bananas produced in the EU and marketed outside their region of production

Prices at the first port of unloading (goods not unloaded)

January-August

EUR/kg

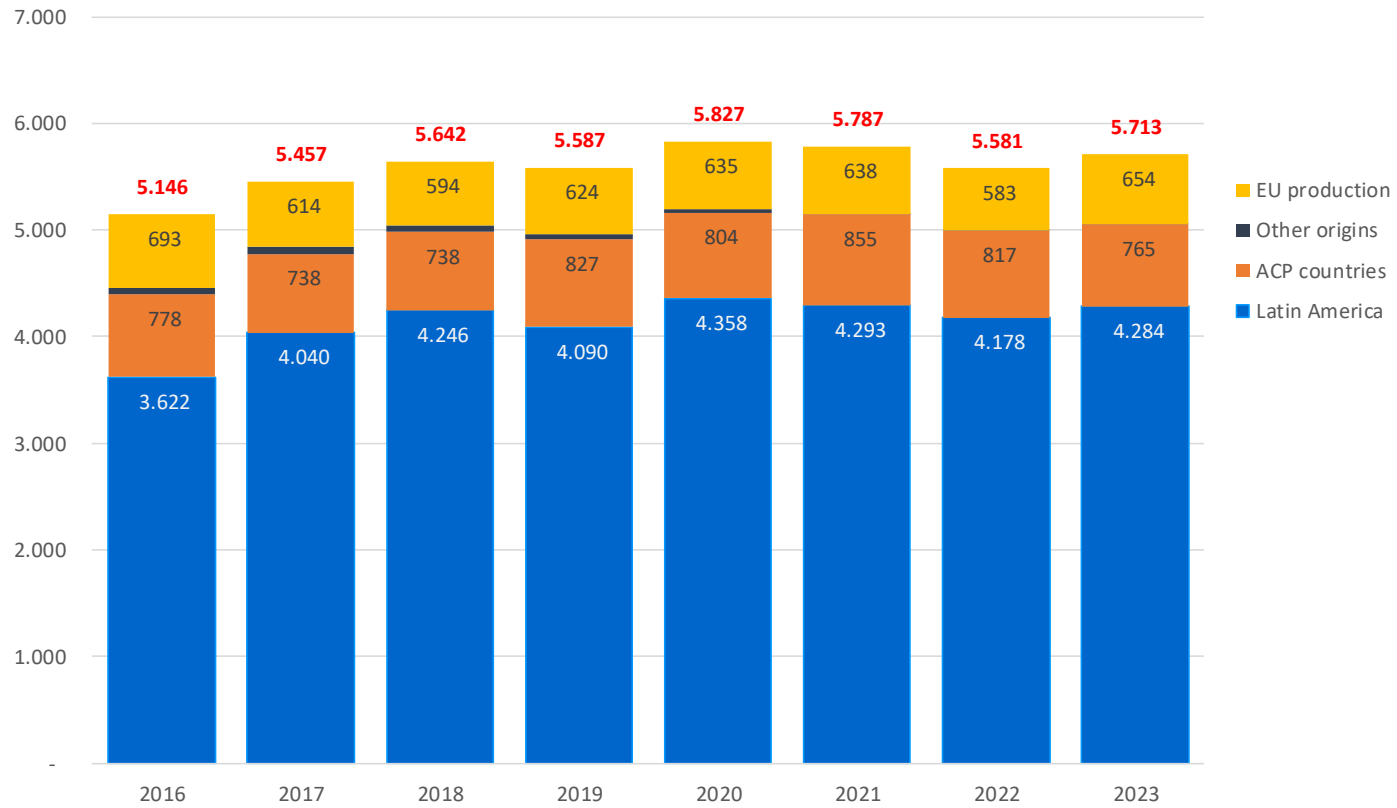


Source: Communications of Member States; 2024 forecast by Member States



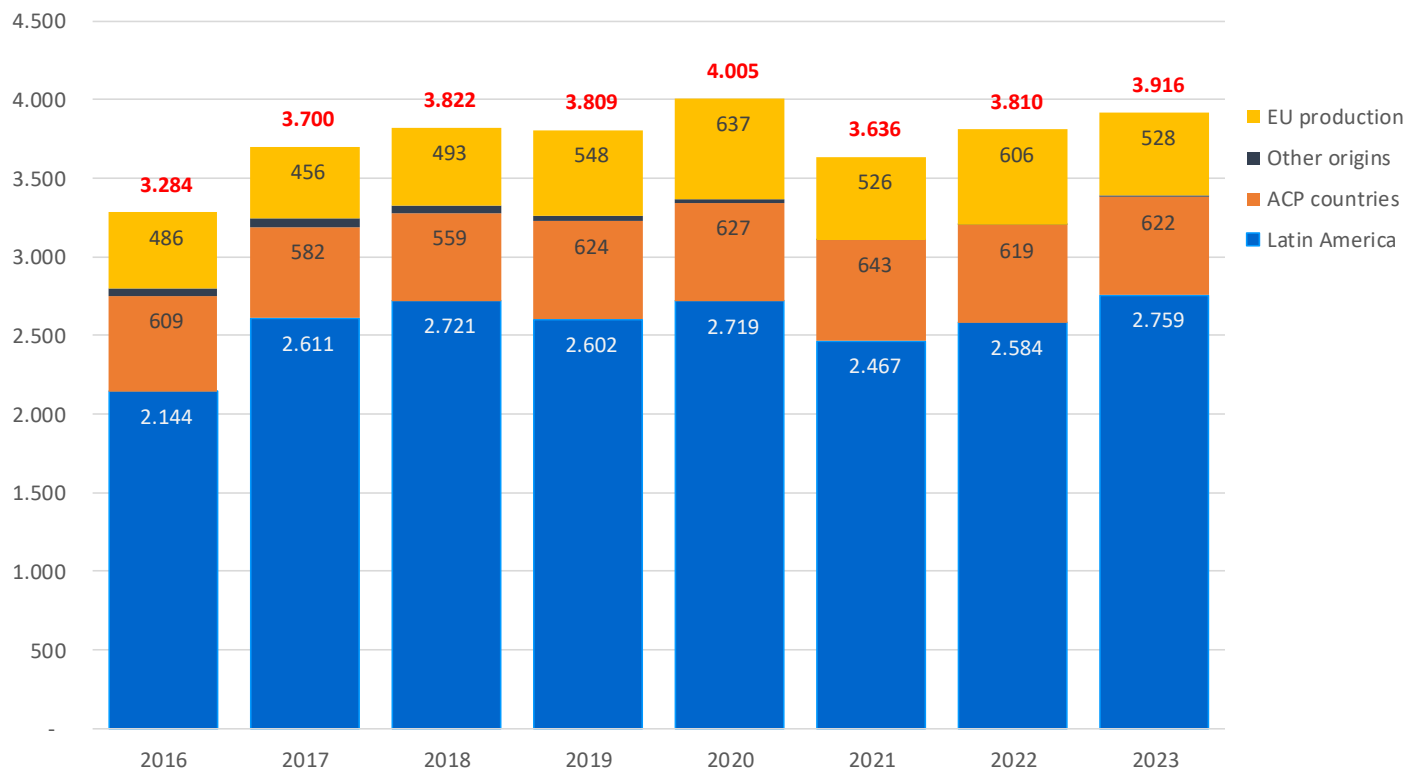
European
Commission

Supply of bananas in the EU (1000 tonnes)



Sources: Eurostat COMEXT; for EU production communication of Member States

Supply of bananas in the EU (million Euros)

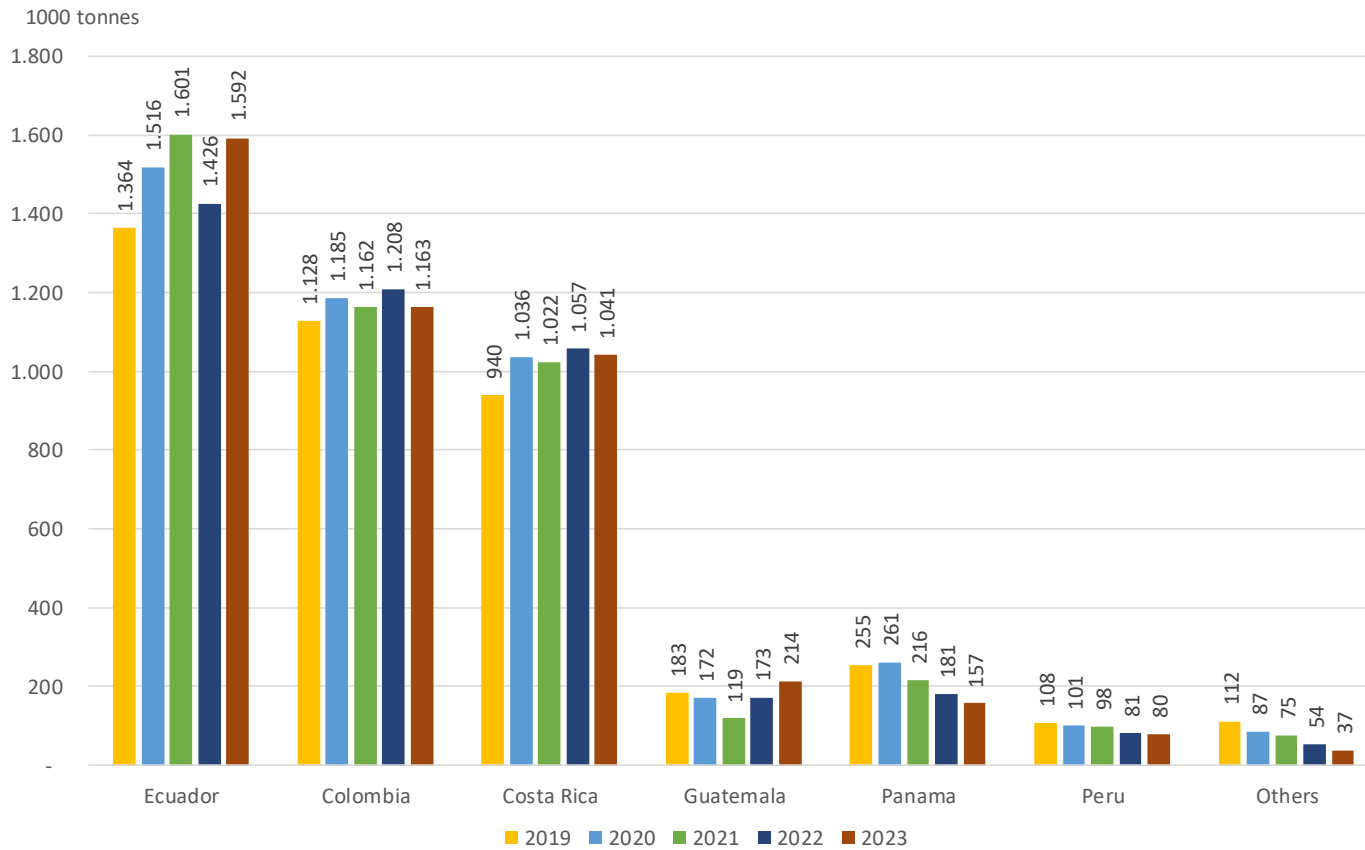


Sources: Eurostat COMEXT; for EU production communication of Member States



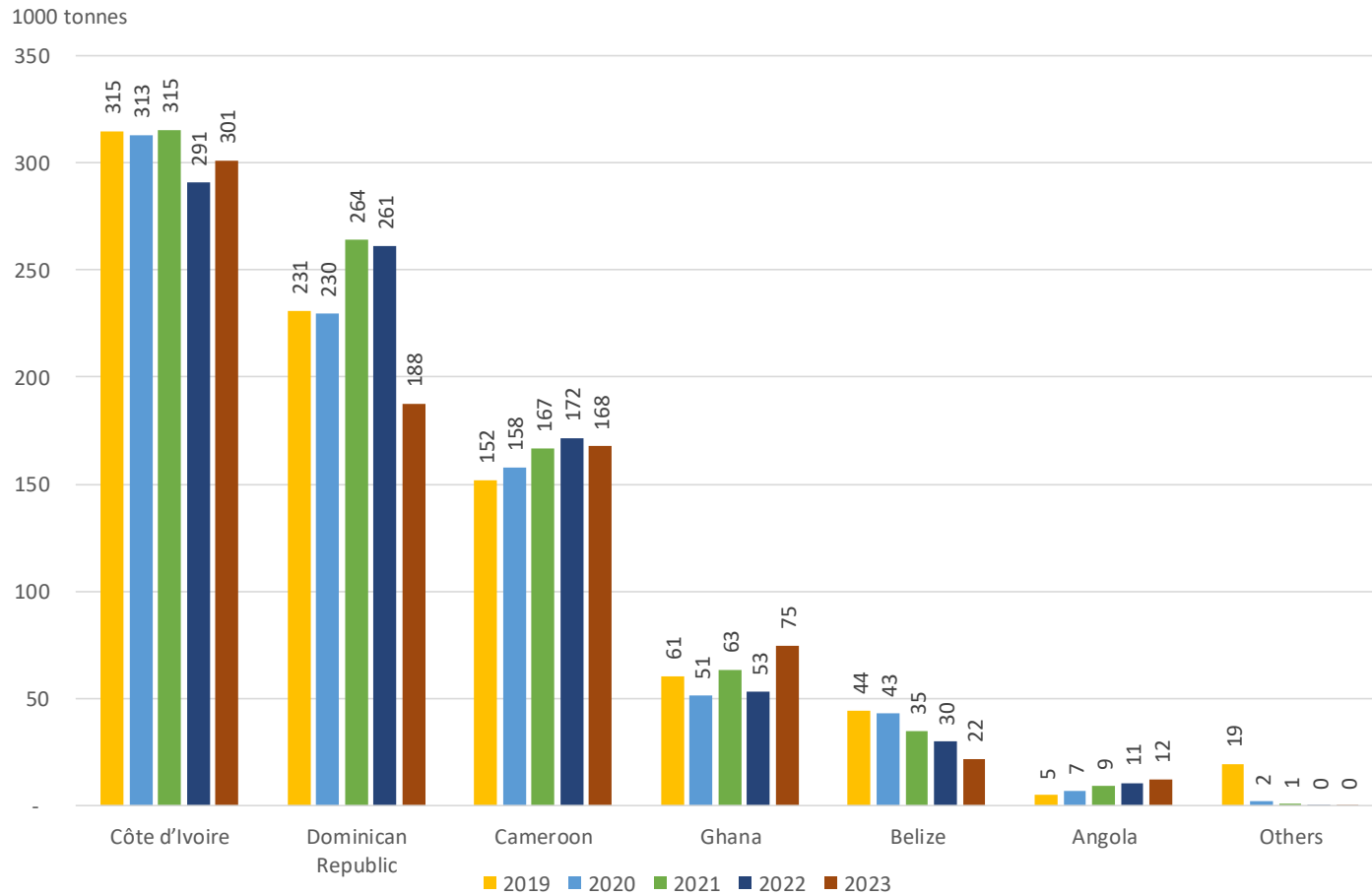
European
Commission

Banana imports from Latin America



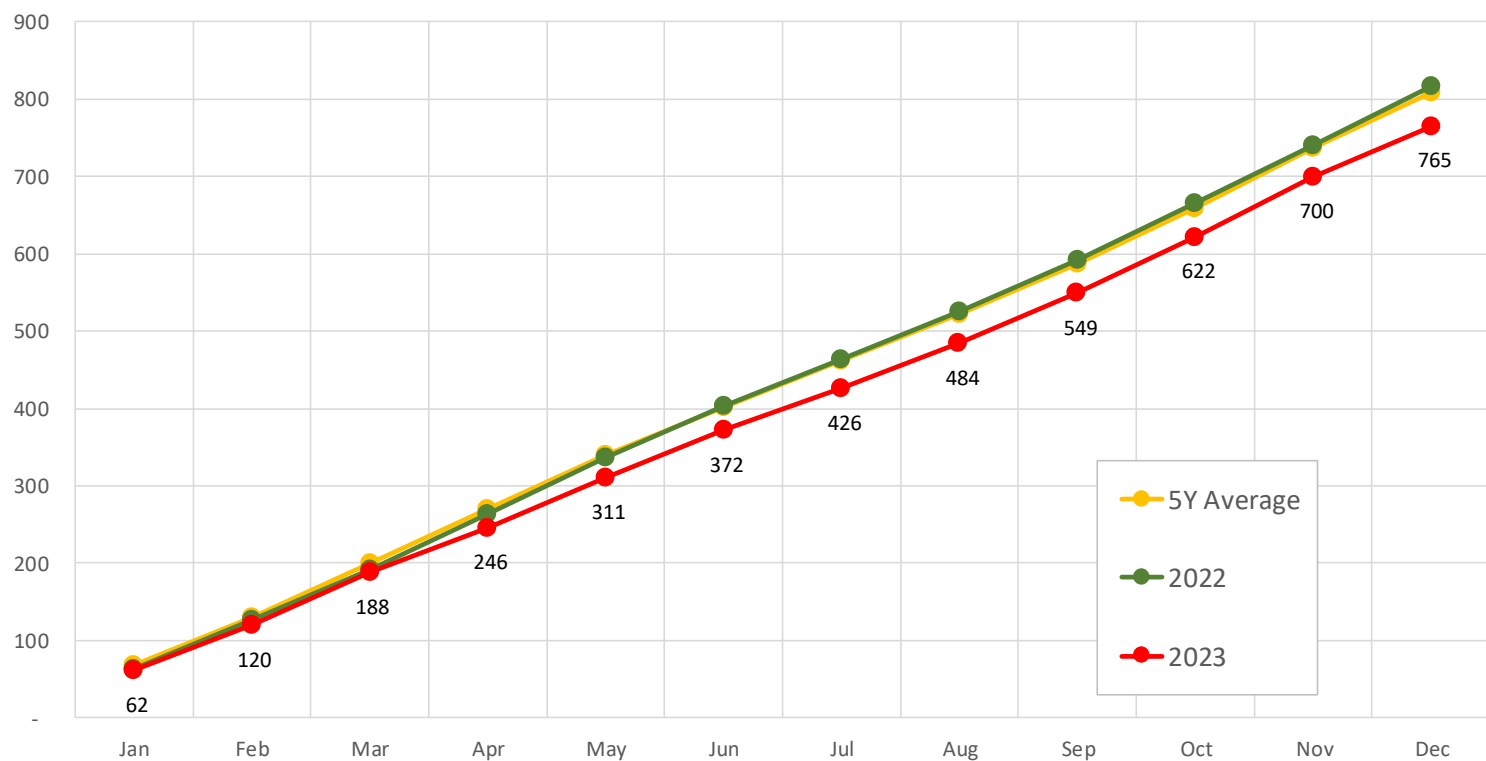
Source: Eurostat COMEXT

Banana imports from ACP countries



Source: Eurostat COMEXT

Monthly banana imports from ACP countries (1000 tonnes, cumulated)



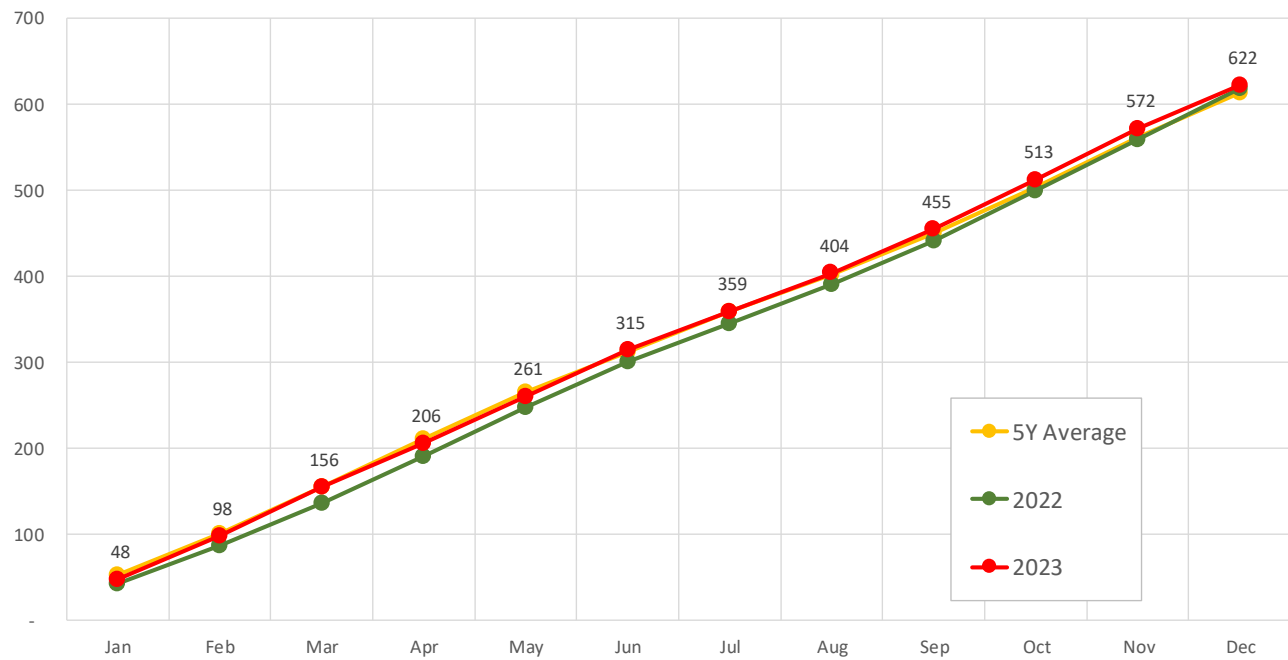
Sources: Eurostat Comext

Disclaimer: We aim to improve data quality and provide as recent and accurate information as possible. However, Surveillance data are created on the basis of declarations that may be modified, corrected or deleted. Therefore, we cannot guarantee that information provided is free of errors or that it will not be amended. The European Commission accepts no responsibility with regard to such problems incurred as a result of using these data.



European
Commission

Monthly banana imports from ACP countries (mEUR, cumulated)

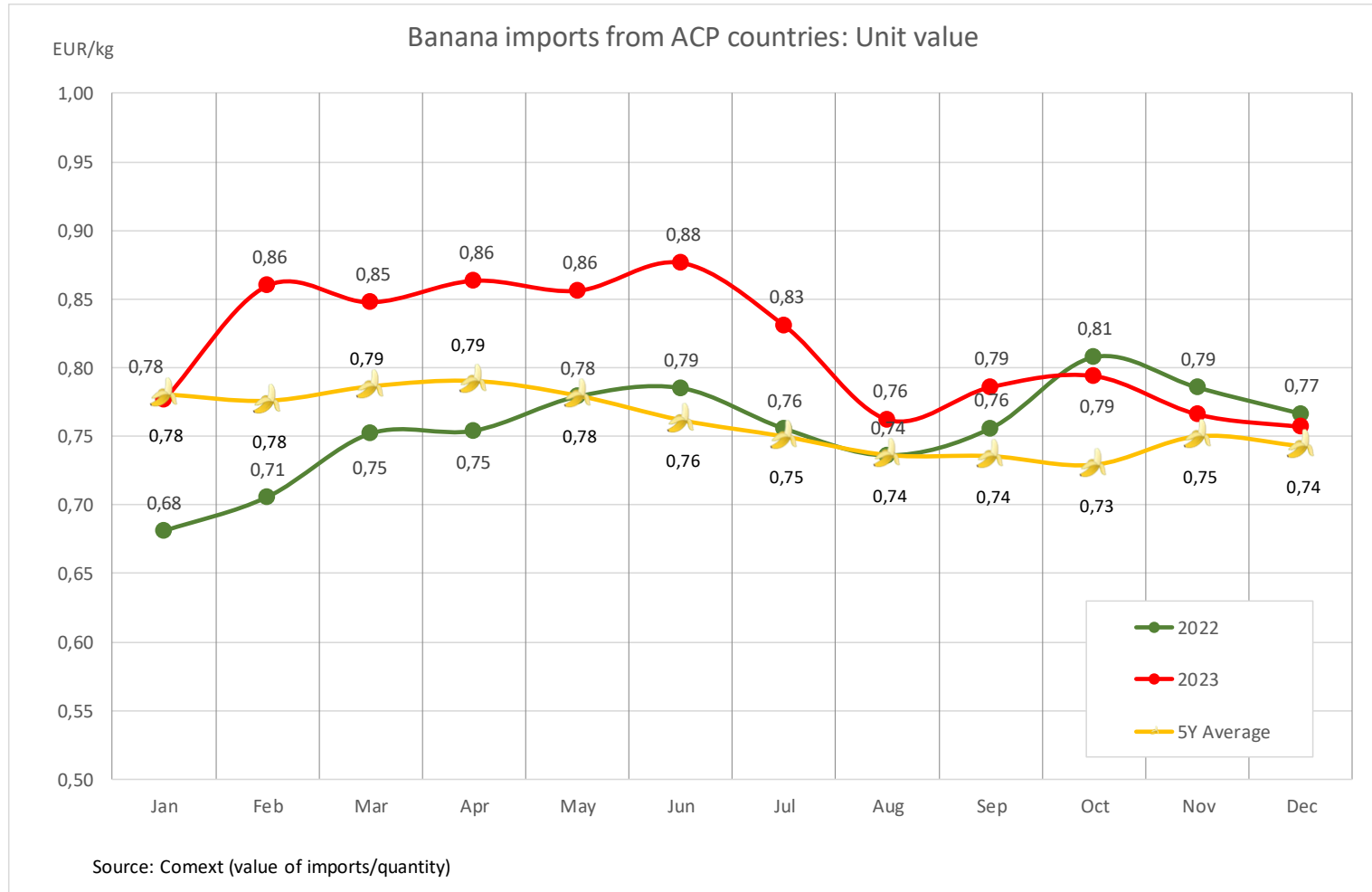


Sources: Eurostat Comext

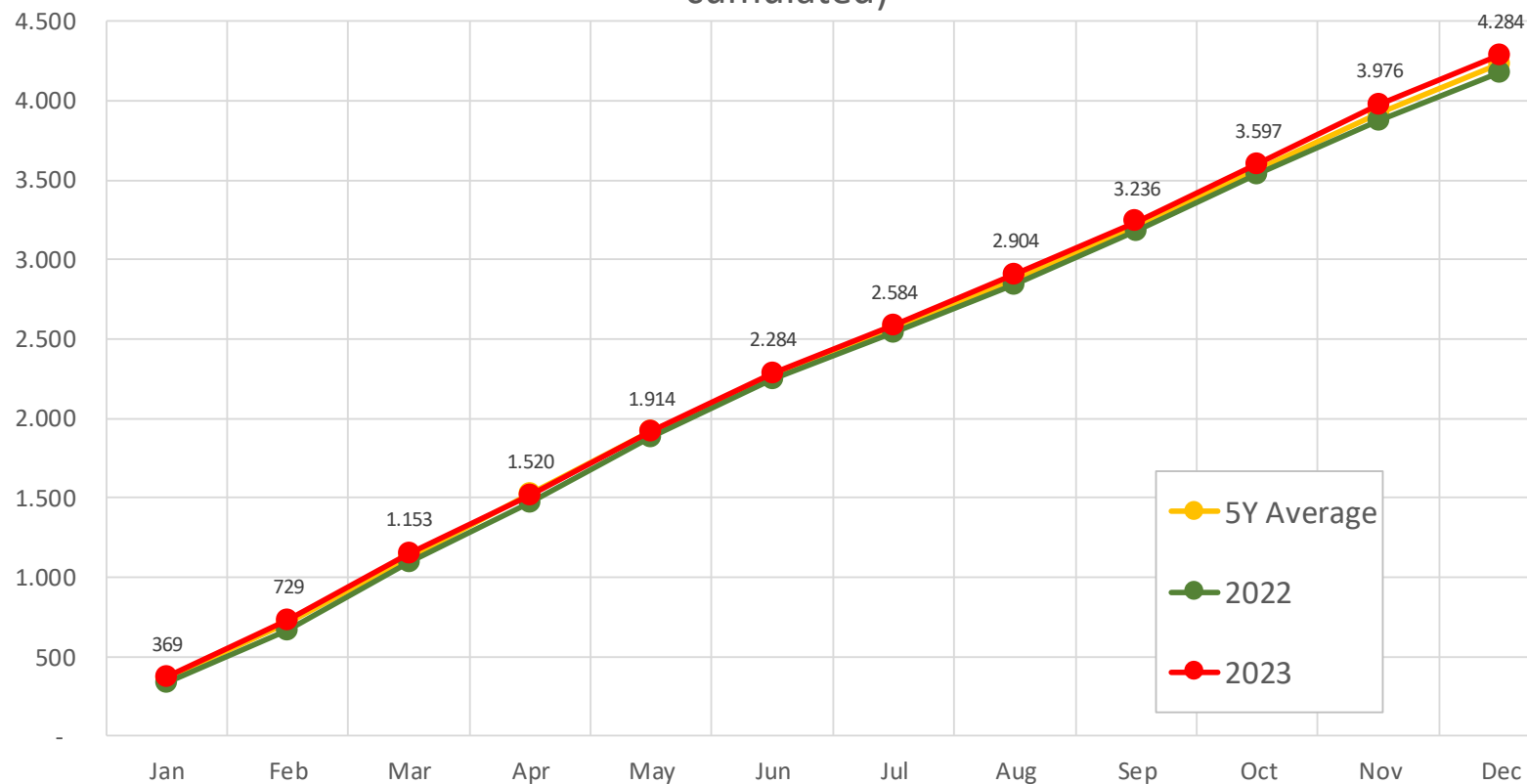
Disclaimer: We aim to improve data quality and provide as recent and accurate information as possible. However, Surveillance data are created on the basis of declarations that may be modified, corrected or deleted. Therefore, we cannot guarantee that information provided is free of errors or that it will not be amended. The European Commission accepts no responsibility with regard to such problems incurred as a result of using these data.



European
Commission



Monthly banana imports from Latin America (1000 tonnes, cumulated)



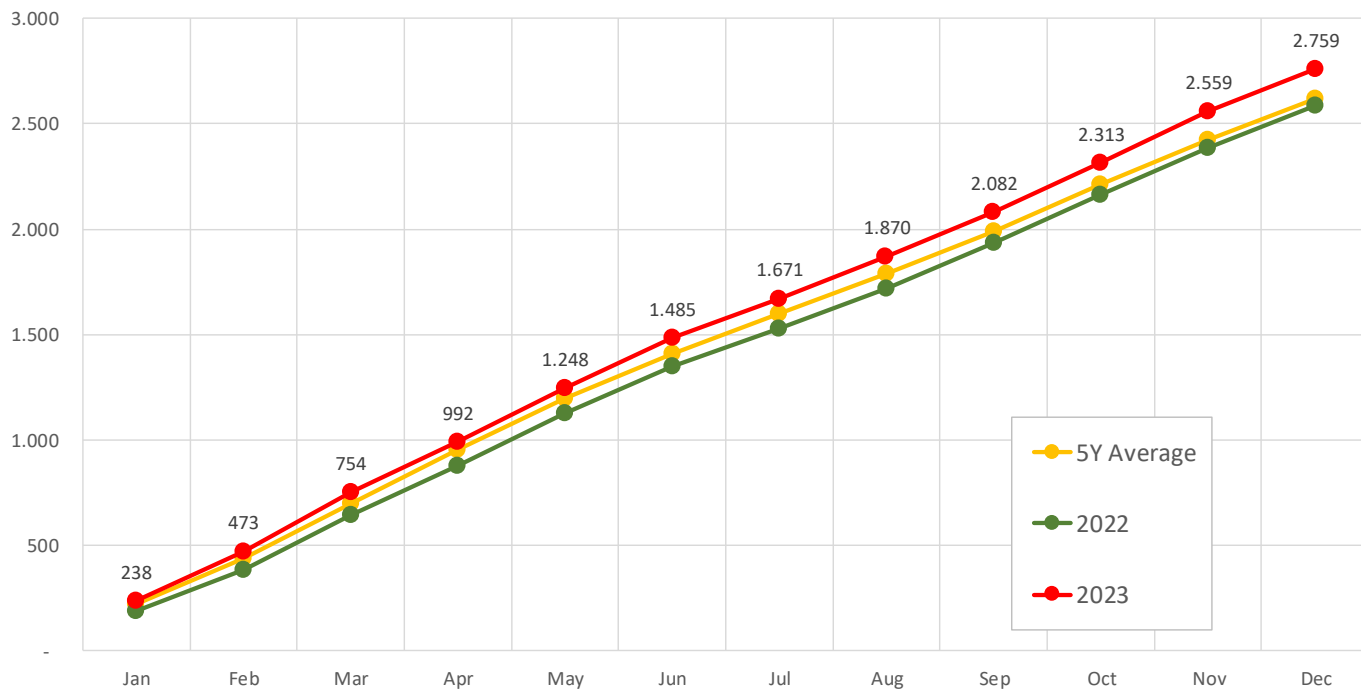
Sources: Eurostat Comext

Disclaimer: We aim to improve data quality and provide as recent and accurate information as possible. However, Surveillance data are created on the basis of declarations that may be modified, corrected or deleted. Therefore, we cannot guarantee that information provided is free of errors or that it will not be amended. The European Commission accepts no responsibility with regard to such problems incurred as a result of using these data.



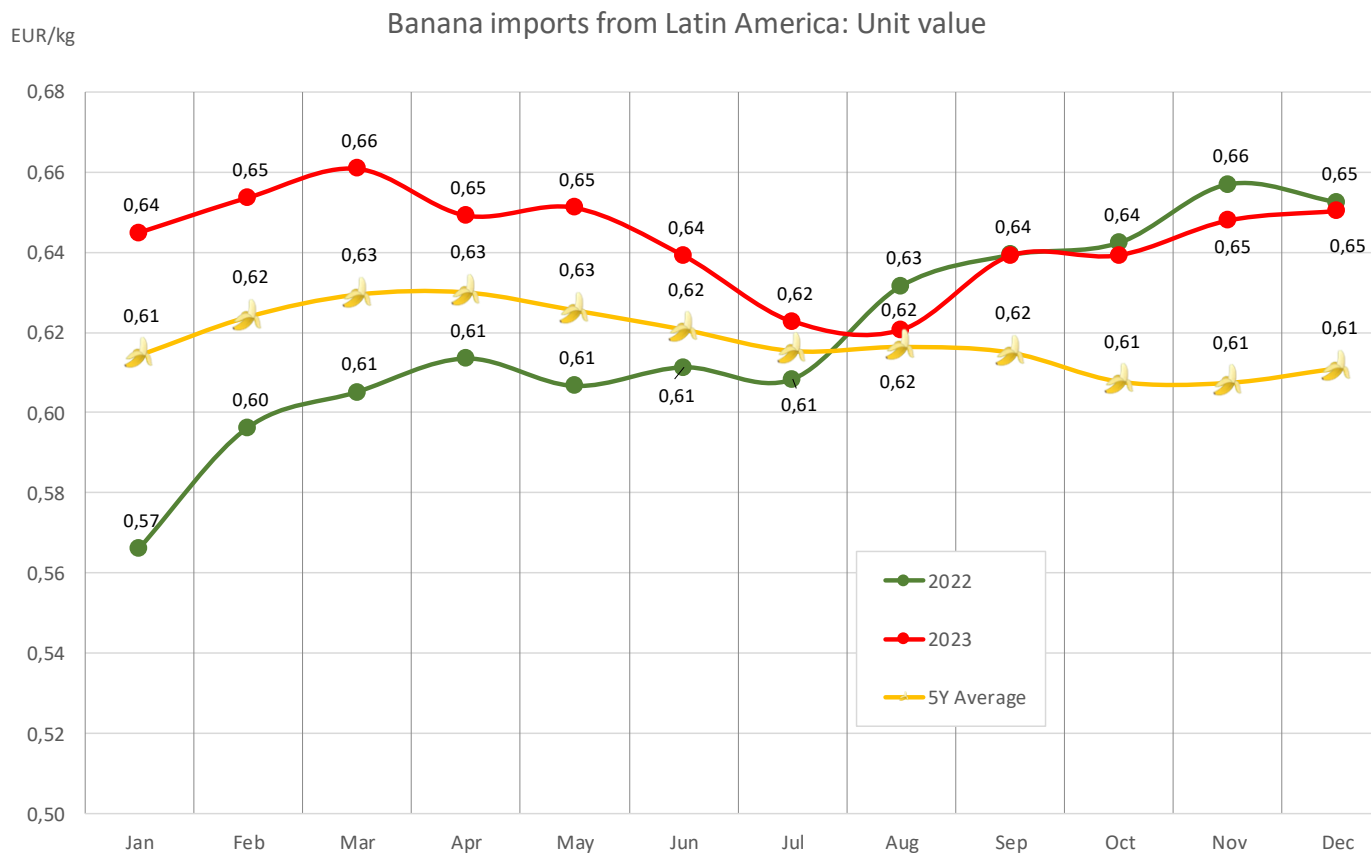
European
Commission

Monthly banana imports from Latin America (mEUR, cumulated)



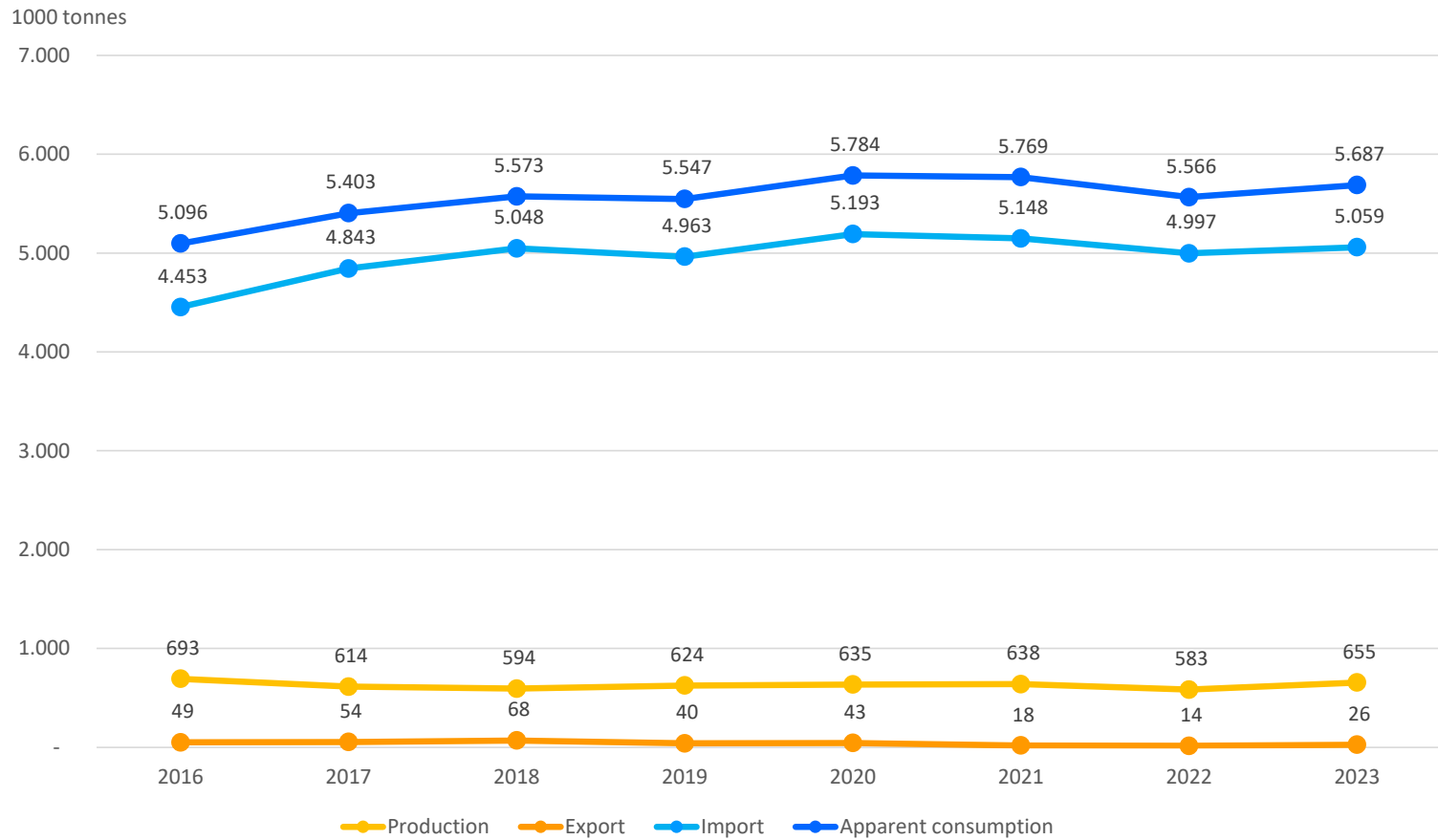
Sources: Eurostat Comext

Disclaimer: We aim to improve data quality and provide as recent and accurate information as possible. However, Surveillance data are created on the basis of declarations that may be modified, corrected or deleted. Therefore, we cannot guarantee that information provided is free of errors or that it will not be amended. The European Commission accepts no responsibility with regard to such problems incurred as a result of using these data.



Source: Comext (value of imports/quantity)

Apparent consumption: Production and trade



Sources: Eurostat COMEXT; for production: Communications of Member States



Thank you

e-mail: [AGRI- E2@ec.europa.eu](mailto:AGRI-E2@ec.europa.eu)