

EN



COMMISSION OF THE EUROPEAN COMMUNITIES

Brussels, 23.09.2010  
SEC/2010/1098/Final

**ANNEXES TO THE COMMISSION STAFF WORKING DOCUMENT**  
**accompanying the 3rd FINANCIAL REPORT FROM THE COMMISSION**  
**TO THE EUROPEAN PARLIAMENT AND THE COUNCIL**

**on**

**THE EUROPEAN AGRICULTURAL GUARANTEE FUND**

**– 2009 FINANCIAL YEAR –**

**(EAGF Financial Report COM/2010/502/Final)**

## 1. ANNEXES

### General

1. EAGF budgetary procedure for 2009
2. Part of ex-EAGGF-Guarantee & EAGF budget in the EU budget, 2003 to 2009

### Cash position and management of appropriations

3. Summary of outturn for 2009
4. Monthly reimbursements to Member States in the 2009 financial year
5. Direct payments by the European Commission in the 2009 financial year. Part I
6. Direct payments by the European Commission in the 2009 financial year. Part II

### Budget outturn

7. EAGF 2009 Analysis of Budget execution – Part I: Summary Table
8. EAGF 2009 Analysis of Budget execution – Part II: Detailed Table
9. EAGF 2009 Analysis of execution of Assigned revenue C4
10. EAGF 2009 Analysis of execution of Assigned revenue C5
11. EAGF 2009 Veterinary & Plant Health measures. Budget execution financed by EAGF
12. EAGF 2009 Veterinary & Plant Health measures. Budget execution by MS financed by EAGF
13. EAGF 2009 Expenditure for Direct aids by measure and by Member State
14. EAGF 2009 Expenditure for Export refunds by Member State
15. EAGF 2009 Expenditure for Intervention in storage
16. EAGF 2009 Expenditure by Article and by Member State
17. EAGF 2009 Breakdown expenditure
18. EAGF 2009 Expenditure by sector according to the economic nature of the measures
19. EAGF 2009 Quantity & value of the products in public intervention stores of the intervention agencies
20. Evolution of EAGF Expenditure by Article. Financial years 2007 to 2009.
21. Evolution of EAGF Expenditure by sector and type of action. Financial years 2007 to 2009.
22. Evolution of EAGF Expenditure by sector. Summary table. Financial years 2007 to 2009.
23. Evolution of EAGF Expenditure by sector and in % terms. Financial years 2003 to 2009.
24. Evolution of EAGF Expenditure by Member State & in % terms. Financial years 2002 to 2009.
25. Evolution of EAGF Direct aids expenditure by measure. Financial years 2007 to 2009.
26. Evolution of EAGF Direct aids expenditure by sector. Financial years 2007 to 2009.
27. Evolution of EAGF Direct aids expenditure by article. Financial years 2007 to 2009.
28. Evolution of EAGF Total Direct aids expenditure. Financial years 2002 to 2009.
29. Evolution of EAGF Export refunds expenditure by sector. Financial years 2002 to 2009.
30. Evolution of EAGF Export refunds expenditure by MS. Financial years 2004 to 2009.
31. Evolution of EAGF Storage expenditure. Analytical table. Financial years 2002 to 2009.
32. Evolution of EAGF Breakdown expenditure. Financial years 2004 to 2009.
- 33.I Detail expenditure by Member State against the 2009 EAGF budget. Part. I
- 33.II Detail expenditure by Member State against the 2009 EAGF budget. Part. II

### Clearance of accounts

34. Situation at 15.10.2009 regarding appeals before the Court of Justice against Clearance of accounts
35. Financial corrections (Decisions 1-30) by Decision and financial year.

ANNEX 1  
 EAGF Budgetary procedure for 2009

Commitment Appropriations													In EUR Million		
Title	Chapter	Article	Heading	PDB ***		DB Council first reading**		DB EP first reading***		Amending Letter		Council second reading		BUDGET	
				CA*	PA**	CA*	PA**	CA*	PA**	CA*	PA**	CA*	PA**	CA*	PA**
<b>05 01</b>			<b>MANAGEMENT AND SUPPORT EXPENDITURE OF POLICY AREA AGRICULTURE AND RURAL DEVELOPMENT</b>	<b>9,02</b>	<b>9,02</b>	<b>9,02</b>	<b>9,02</b>	<b>9,02</b>	<b>9,02</b>	<b>9,02</b>	<b>9,02</b>	<b>9,02</b>	<b>9,02</b>	<b>9,02</b>	<b>9,02</b>
05 01 04			Non operational technical assistance for EAGF (7)	9,02	9,02	9,02	9,02	9,02	9,02	9,02	9,02	9,02	9,02	9,02	9,02
<b>05 02</b>			<b>INTERVENTIONS IN AGRICULTURAL MARKETS</b>	<b>3.462,72</b>	<b>3.462,72</b>	<b>3.312,72</b>	<b>3.312,72</b>	<b>4.113,17</b>	<b>4.113,17</b>	<b>3.454,06</b>	<b>3.454,06</b>	<b>3.409,52</b>	<b>3.409,52</b>	<b>3.409,52</b>	<b>3.409,52</b>
05 02 01			Cereals	42,10	42,10	39,72	39,72	42,10	42,10	42,60	42,60	40,22	40,22	40,22	40,22
05 02 02			Rice	pm	pm	pm	pm	pm	pm	pm	pm	pm	pm	pm	pm
05 02 03			Refunds on non-Annex 1 products	70,00	70,00	66,03	66,03	70,00	70,00	127,00	127,00	127,00	127,00	127,00	127,00
05 02 04			Food programmes	315,10	315,10	315,10	315,10	350,10	350,10	500,10	500,10	500,10	500,10	500,10	500,10
05 02 05			Sugar	103,20	103,20	97,36	97,36	103,20	103,20	182,30	182,30	182,30	182,30	182,30	182,30
05 02 06			Olive oil	51,50	51,50	48,58	48,58	51,50	51,50	49,20	49,20	46,48	46,48	46,48	46,48
05 02 07			Textile plants	21,00	21,00	19,81	19,81	21,00	21,00	21,00	21,00	19,81	19,81	19,81	19,81
05 02 08			Fruit and vegetables (1)	684,90	684,90	646,12	646,12	684,90	684,90	343,60	343,60	343,59	343,59	343,59	343,59
05 02 09			Products of wine-growing sector	1.406,00	1.406,00	1.326,39	1.326,39	1.406,00	1.406,00	1.347,24	1.347,24	1.320,97	1.320,97	1.320,97	1.320,97
05 02 10			Promotion	50,12	50,12	50,12	50,12	50,12	50,12	58,12	58,12	58,12	58,12	58,12	58,12
05 02 11			Other plant products/measures	381,60	381,60	381,60	381,60	381,60	381,60	386,70	386,70	386,70	386,70	386,70	386,70
05 02 12			Milk and milk products	140,00	140,00	135,87	135,87	140,00	140,00	142,00	142,00	137,87	137,87	137,87	137,87
05 02 13			Beef and veal	36,10	36,10	34,06	34,06	36,10	36,10	51,10	51,10	50,58	50,58	50,58	50,58
05 02 14			Sheepmeat and goatmeat	pm	pm	pm	pm	pm	pm	pm	pm	pm	pm	pm	pm
05 02 15			Pigmeat, eggs and poultry, bee-keeping and other animal products	161,10	161,10	151,98	151,98	163,55	163,55	203,10	203,10	195,79	195,79	195,79	195,79
<b>05 03</b>			<b>DIRECT AIDS</b>	<b>39.077,00</b>	<b>39.077,00</b>	<b>39.077,00</b>	<b>39.077,00</b>	<b>39.112,00</b>	<b>39.112,00</b>	<b>37.779,00</b>	<b>37.779,00</b>	<b>37.779,00</b>	<b>37.779,00</b>	<b>37.779,00</b>	<b>37.779,00</b>
05 03 01			Decoupled direct aids (2)	32.525,00	32.525,00	32.525,00	32.525,00	32.525,00	32.525,00	31.295,00	31.295,00	31.295,00	31.295,00	31.295,00	31.295,00
05 03 02			Other direct aids	5.990,00	5.990,00	5.990,00	5.990,00	6.025,00	6.025,00	5.922,00	5.922,00	5.922,00	5.922,00	5.922,00	5.922,00
05 03 03			Additional amounts of aid	562,00	562,00	562,00	562,00	562,00	562,00	562,00	562,00	562,00	562,00	562,00	562,00
<b>05 04</b>			<b>RURAL DEVELOPMENT (3)</b>	<b>0,00</b>	<b>185,00</b>	<b>0,00</b>	<b>185,00</b>	<b>0,00</b>	<b>185,00</b>	<b>0,00</b>	<b>185,00</b>	<b>0,00</b>	<b>185,00</b>	<b>0,00</b>	<b>185,00</b>
05 04 01			Rural development financed by the EAGGF-Guarantee section - Programming period 2000-2006 (3)	pm	pm	pm	pm	pm	pm	pm	pm	pm	pm	pm	pm
05 04 03			Plant and animal genetic resources - Completion of earlier measures	pm	3,00	pm	3,00	pm	3,00	pm	3,00	pm	3,00	pm	3,00
05 04 04			TRDI by the EAGGF Guarantee Section for the new Member States (4)	pm	182,00	pm	182,00	pm	182,00	pm	182,00	pm	182,00	pm	182,00
<b>05 07</b>			<b>AUDIT OF AGRICULTURAL EXPENDITURE</b>	<b>-73,50</b>	<b>-73,50</b>	<b>-303,50</b>	<b>-303,50</b>	<b>-73,50</b>	<b>-73,50</b>	<b>-48,50</b>	<b>-48,50</b>	<b>-458,50</b>	<b>-458,50</b>	<b>-458,50</b>	<b>-458,50</b>
05 07 01			Control of agricultural expenditure (5)	-73,50	-73,50	-303,50	-303,50	-73,50	-73,50	-73,50	-73,50	-483,50	-483,50	-483,50	-483,50
05 07 02			Settlement of disputes	pm	pm	pm	pm	pm	pm	25,00	25,00	25,00	25,00	25,00	25,00
<b>05 08</b>			<b>POLICY STRATEGY AND COORDINATION OF POLICY AREA AGRICULTURE &amp; RURAL DEVELOPMENT (8)</b>	<b>40,84</b>	<b>37,41</b>	<b>40,84</b>	<b>37,41</b>	<b>42,84</b>	<b>39,41</b>	<b>42,14</b>	<b>38,71</b>	<b>42,14</b>	<b>38,71</b>	<b>42,14</b>	<b>38,71</b>
05 08 01			Farm Accountancy Data Network (FADN)	13,98	13,88	13,98	13,88	13,98	13,88	13,98	13,88	13,98	13,88	13,98	13,88
05 08 02			Surveys on the structure of agricultural holdings	15,40	10,95	15,40	10,95	15,40	10,95	15,40	10,95	15,40	10,95	15,40	10,95
05 08 03			Restructuring of systems for agricultural surveys	1,46	2,58	1,46	2,58	1,46	2,58	1,46	2,58	1,46	2,58	1,46	2,58
05 08 06			Enhancing public awareness of the common agricultural policy	8,00	8,00	8,00	8,00	10,00	10,00	8,00	8,00	8,00	8,00	8,00	8,00
05 08 09			EAGF - Operational technical assistance	2,00	2,00	2,00	2,00	2,00	2,00	3,30	3,30	3,30	3,30	3,30	3,30
05			AGRICULTURE (Financed by EAGF)	42.516,08	42.697,64	42.136,08	42.317,64	43.203,53	43.385,09	41.235,72	41.417,28	40.781,18	40.962,75	40.781,18	40.962,75
11			FISHERIES MARKETS (Financed by EAGF)	29,50	29,50	29,50	29,50	29,50	29,50	29,50	32,00	29,50	32,00	29,50	32,00
17			VETERINARY, PHYTOSANITARY & PUBLIC HEALTH (Financed by EAGF)	314,68	269,08	314,68	269,08	322,08	273,88	314,68	269,08	314,68	269,08	320,68	271,08
			<b>TOTAL EAGF APPROPRIATIONS (6)</b>	<b>42.860,25</b>	<b>42.996,22</b>	<b>42.480,25</b>	<b>42.616,22</b>	<b>43.555,10</b>	<b>43.688,47</b>	<b>41.579,89</b>	<b>41.718,36</b>	<b>41.125,36</b>	<b>41.263,82</b>	<b>41.131,36</b>	<b>41.265,82</b>
05 02 16			Sugar Restructuring Fund	pm	pm	pm	pm	pm	pm	pm	pm	pm	pm	pm	pm
			<b>TOTAL APPROPRIATIONS (6)</b>	<b>42.860,25</b>	<b>42.996,22</b>	<b>42.480,25</b>	<b>42.616,22</b>	<b>43.555,10</b>	<b>43.688,47</b>	<b>41.579,89</b>	<b>41.718,36</b>	<b>41.125,36</b>	<b>41.263,82</b>	<b>41.131,36</b>	<b>41.265,82</b>

(1) PDB -> Additional needs, to be covered by assigned revenue, estimated at 85 Mio€.

Amending Letter. AL -> Additional needs, to be covered by assigned revenue: estimated at 515 Mio€

\* CA : Commitment Appropriations

(2) PDB -> Additional needs, to be covered by assigned revenue, estimated at 650 Mio€.

Amending Letter. AL -> Additional needs, to be covered by assigned revenue: estimated at 1.861 Mio€

\*\* PA: Payment Appropriations

(3) RURAL DEVELOPMENT financed by the ex-European Agricultural Guidance and Guarantee Fund-Guarantee section (EAGGF) - Programming period 2000-2006

\*\*\* PDB : Preliminary Draft Budget

(4) Transitional instrument for the financing of rural development by ex-EAGGF Guarantee Section for the new Member States - Completion of programmes 2004-2006

\*\*\*\* DB: Draft Budget

(5) Control of agricultural expenditure: Article 05 07 01, except items 05 07 01 10 and 05 07 01 11.

\*\*\*\*\* EP: European Parliament

(6) In column 'EP First reading', reserves of 181.3 Mio€ (item 05020812) and of 1.1 Mio€ (item 17 01 04 31), are not included.

(7) The budget item concerning EAGF is 05 01 04 01.

(8) Appropriations for a pilot project (EUR 1.5 million) were foreseen in article 05 08 10. This pilot project was not eventually carried out.

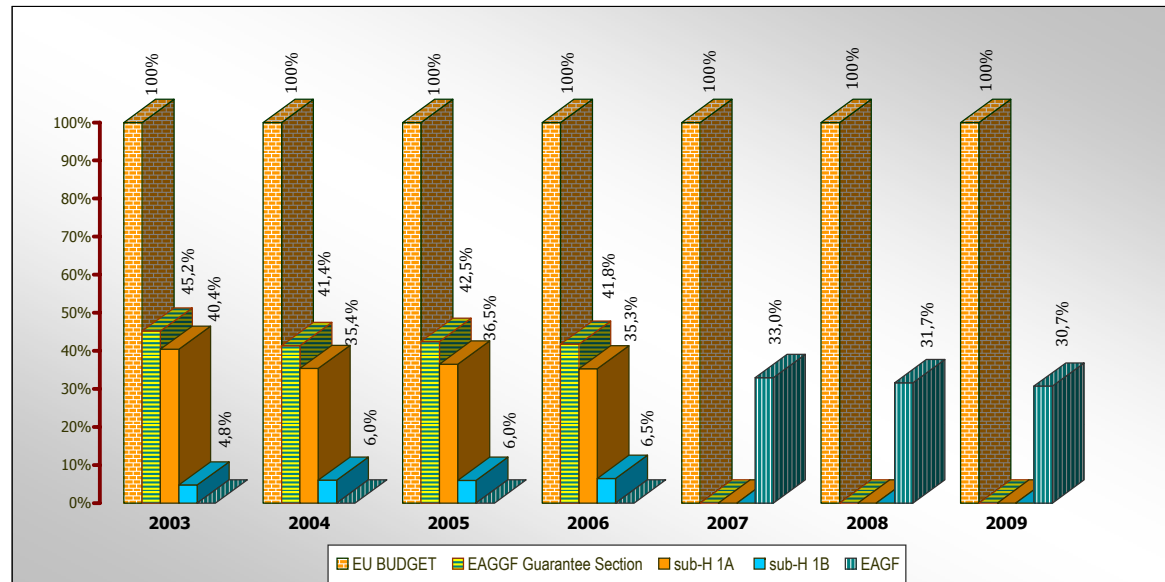
ANNEX 2

PART OF THE EUROPEAN AGRICULTURAL GUARANTEE FUND - EAGF IN THE EU BUDGET  
 2003 to 2009 FINANCIAL YEARS \*

Commitment Appropriations

BUDGET YEAR	2003	2004	2005	2006	2007	2008	2009
<b>European Union BUDGET</b>	100%	100%	100%	100%	100%	100%	100%
<b>European Agricultural Guidance and Guarantee Fund - Guarantee Section - HEADING 1</b>	<b>45,2%</b>	<b>41,4%</b>	<b>42,5%</b>	<b>41,8%</b>	-	-	-
of which sub-Heading 1A	40,4%	35,4%	36,5%	35,3%	-	-	-
of which sub-Heading 1B	4,8%	6,0%	6,0%	6,5%	-	-	-
<b>European Agricultural Guarantee Fund - HEADING 2</b>	-	-	-	-	<b>33,0%</b>	<b>31,7%</b>	<b>30,7%</b>

(\*) 2003 to 2006 financial years: European Agricultural Guidance and Guarantee Fund-Guarantee Section (EAGGF). Commitment appropriations. HEADING 1, sub-Headings 1A and 1B  
 2007 to 2009 financial years: European Agricultural Guarantee Fund (EAGF). Commitment appropriations. HEADING 2



**Annex 3**  
**Summary of outturn for 2009**

**EAGF - BUDGET**

In EUR

Expenditure section of budget (1)	Commitment appropriations	Payment appropriations	Revenue section of budget (AR) (3)	Estimates
1. Initial appropriations for EAGF	41.131.356.325	41.265.823.325	1. Conformity clearance	600.000.000
2. Amending budgets (2)	-85.660.000	-246.200.000	2. Irregularities	105.000.000
<b>3. Final appropriations for EAGF, of which:</b>	<b>41.045.696.325</b>	<b>41.021.423.325</b>	3. Superlevy from milk producers	337.000.000
3a. Appropriations for shared management (excluding TRDI EU-10) (4)	40.589.704.325	40.589.704.325	4. Temporary restructuring amounts for sugar sector (5)	1.742.000.000
3b. Appropriations for expenditure under direct payments (6)	455.992.000	360.919.000	<b>Total forecast of AR</b>	<b>2.784.000.000</b>
3c. Appropriations for TRDI EU-10 (7)	0	70.800.000		

(1) Appropriations entered in the 2009 budget taking into account the assigned revenue to be collected in 2009 and the carry-over from 2008 to 2009 in accordance with Article 10 of the Council Regulation (EC) No 1605/2002.

(2) For commitment appropriations, Amending Budgets No 8 and No 10/2009 foresee a reduction of EUR 135.0 million for the European Economic Recovery Package (ERRP) and an increase for Policy Area 17-Veterinary and Phytosanitary measures expenditure (Directorate-General Health and Consumers), of EUR 49.3 million. For payment appropriations, the Amending Budget No 10/2009 foresees a reduction of EUR 135 million for the European Economic Recovery Package (ERRP) and of EUR 111.2 million for the Transitional Rural Development Instrument (TRDI), ex-European Agricultural Guidance and Guarantee Fund - Guarantee Section (ex-EAGGF).

(3) AR: Assigned revenue to be collected. There are no amounts of revenue entered on the revenue line (p.m.), but the forecast amount is indicated in the budget comments

(4) TRDI: Transitional Rural Development Instrument for EU-10

(5) This revenue is used to provide appropriations for the payment of Sugar Restructuring Fund support

(6) 80% of commitment appropriations concern Policy area 17-Veterinary and phytosanitary measures expenditure (Directorate-General Health and Consumers). The rest concern equally Policy area 05-Agriculture and Rural Development (Directorate-General Agriculture and Rural Development) and Policy area 11-Fisheries (Directorate-General Maritime Affairs and Fisheries). Payments for Directorate-General Maritime Affairs and Fisheries include EUR 1.8 million which was transferred from other items of Policy area 11-Fisheries.

(7) At the end of the year, the original payment appropriations of EUR 182 million were decreased to EUR 70.8 million following the Amending Budget No 10/2009

**EAGF - EXECUTION**

In EUR

Summary of execution	Execution of commitment appropriations	Execution of payment appropriations (8)
Shared management (excluding TRDI EU-10) (4):	46.024.783.279,92	46.024.783.279,92
- of which Sugar Restructuring Fund	3.017.689.890,69	3.017.689.890,69
Direct payments	444.795.087,91	270.611.015,99
TRDI EU 10	0,00	67.170.526,24
<b>Total</b>	<b>46.469.578.367,83</b>	<b>46.362.564.822,15</b>

**Assigned Revenue (excluding Sugar Restructuring Fund)**

Forecasted revenue	1.042.000.000,00
Revenue received	1.086.022.089,60
<b>Difference</b>	<b>-44.022.089,60</b>

In EUR

Expenditure - shared management, excluding Sugar Restructuring Fund and TRDI EU-10(9)			
	Initial appropriations (C1)	Appropriations from AR (C4)	Carry over of appropriations from AR of 2008 (C5)
Appropriations	40.589.704.325,00	1.086.022.089,60	1.474.138.098,78
Execution (10)	40.963.379.315,93	569.575.974,52	1.474.138.098,78
Appropriations cancelled	1.254.823,16	-	0,00
Carry over to 2010	-	141.516.300,99	-

(9) Commitment appropriations = payment appropriations

(10) According to the Decision No 56, Budgetary Authority approved transfer of appropriations coming from assigned revenue (C4) to cover the lack of appropriations (C1) on the budget line 05 07 01 06. Actual amount used was EUR 374 929 814,16

In EUR

Sugar Restructuring Fund				
Revenue section of budget		Expenditure section of budget		
		Initial appropriations	Appropriations from AR	Carry over of appropriations from AR of 2008
Forecasted revenue	1.742.000.000,00	pm	1.741.417.405,37	2.044.563.924,99
Revenue received	1.741.417.405,37	Appropriations	973.125.965,70	2.044.563.924,99
		Execution (11)	-	0,00
		Appropriations cancelled	-	-
		Carry over to 2010	768.291.439,67	-

(11) Commitment appropriations = payment appropriations

In EUR

Direct payments				
	Commitment appropriations	Decommitments	Payments appropriations (8)	Carry over to 2010 (12)
1. Appropriations	455.992.000,00		360.919.000,00	-
2. Execution	444.795.087,91		270.611.015,99	31.370.402,92
3. Appropriations cancelled (1-2)	11.196.912,09		90.307.984,01	-

(12) carry over to 2010 only for non differentiated appropriations

In EUR

Direct payments - Carry over from 2008 to 2009 (non differentiated appropriations)				
	Commitment appropriations	Decommitments	Payments	Cancelled
Carried over credits	31.608.833,97	2.008.894,39	29.279.444,48	320.495,10

TRDI EU 10	Commitment appropriations	Execution of commitment appropriations	Payment appropriations (10)	Execution of payment appropriations	Remaining
2009	0,00	0,00	70.800.000,00	67.170.526,24	3.629.473,76

TRDI EU-10	Outstanding commitments (RAL)	Execution of payment	Outstanding commitments (RAL)
2006	288.000.002,00	67.170.526,24	220.829.475,76

DIRECTORATE-GENERAL FOR AGRICULTURE AND RURAL DEVELOPMENT

Directorate I. Management of resources

I.1. Budget management

EAGF - 2009 FINANCIAL REPORT

EAGF - EUROPEAN AGRICULTURAL GUARANTEE FUND

ANNEX 4

Monthly reimbursements to Member States in the 2009 financial year

TO PAY in EUR	200811 January	200812 February	200901 March	200902 April	200903 May	200904 June	200905 July	200906 August	200907 September	200908 October	200909 November	200910 December	2009 Compl. Payment	Financial year 2009	TO PAY in EUR
BE	33.150.000	469.510.000	19.040.000	25.180.000	-18.850.000	13.460.000	-1.040.000	185.910.000	18.450.000	7.990.000	6.310.000	28.280.000	8.266.69	787.398.266.69	BE
BG	-2.880.000	81.350.000	70.000	35.790.000	47.330.000	32.080.000	100.000	14.510.000	140.000	4.100.000	3.580.000	4.820.000	5.609.16	220.995.609.16	BG
CZ	-24.760.000	400.060.000	37.860.000	77.360.000	-11.830.000	5.940.000	3.900.000	1.880.000	1.090.000	2.530.000	6.060.000	6.090.000	5.267.69	506.185.267.69	CZ
DK	-10.520.000	841.700.000	41.520.000	37.230.000	5.570.000	16.990.000	-80.030.000	51.420.000	4.440.000	7.600.000	4.510.000	3.870.000	9.000.47	924.309.000.47	DK
DE	-242.810.000	5.406.140.000	24.160.000	22.370.000	-167.120.000	7.870.000	15.730.000	668.830.000	8.870.000	34.950.000	85.620.000	23.400.000	6.608.23	5.888.016.608.23	DE
EE	60.000	50.540.000	-30.000	60.000	480.000	130.000	180.000	980.000	620.000	230.000	250.000	1.030.000	2.997.07	54.532.997.07	EE
IE	575.920.000	641.480.000	10.540.000	6.670.000	32.170.000	3.960.000	4.270.000	9.200.000	10.220.000	4.950.000	6.150.000	13.450.000	5.522.43	1.318.985.522.43	IE
EL	1.730.000	1.902.630.000	9.830.000	-117.400.000	314.660.000	6.370.000	15.850.000	139.690.000	12.810.000	33.300.000	114.860.000	8.920.000	28.830.80	2.443.278.830.80	EL
ES	13.620.000	3.547.930.000	460.070.000	120.580.000	185.810.000	91.000.000	209.000.000	826.420.000	190.410.000	43.780.000	216.500.000	162.380.000	13.907.29	6.067.513.907.29	ES
FR	661.730.000	7.154.200.000	61.190.000	41.140.000	-121.000.000	16.680.000	50.850.000	720.810.000	56.120.000	117.500.000	166.060.000	111.890.000	2.967.68	9.037.172.967.68	FR
IT	-83.570.000	1.444.750.000	569.110.000	730.050.000	321.800.000	292.360.000	252.850.000	619.280.000	141.190.000	88.980.000	105.140.000	246.120.000	3.868.22	4.728.063.868.22	IT
CY	-657.000	23.783.000	702.000	-169.000	410.000	1.133.000	1.888.000	2.256.000	3.262.000	1.097.000	1.780.000	1.121.000	97.72	36.606.097.72	CY
LV	26.370.000	1.750.000	3.250.000	53.240.000	6.210.000	14.310.000	1.140.000	580.000	820.000	1.650.000	460.000	190.000	5.523.36	109.975.523.36	LV
LT	-4.240.000	30.510.000	48.520.000	32.030.000	56.770.000	30.220.000	2.030.000	17.810.000	1.760.000	1.170.000	1.960.000	3.170.000	5.676.12	221.715.676.12	LT
LU	-526.000	33.482.000	171.000	166.000	199.000	36.000	10.000	826.000	45.000	138.000	124.000	22.000	249.95	34.693.249.95	LU
HU	-19.180.000	448.140.000	42.540.000	157.550.000	29.370.000	63.070.000	10.340.000	172.010.000	12.480.000	5.210.000	4.920.000	3.980.000	4.925.76	930.434.925.76	HU
MT	0	1.000	1.000	27.000	14.000	20.000	196.000	2.392.000	0	486.000	359.000	68.000	387.18	3.564.387.18	MT
NL	3.020.000	579.990.000	89.580.000	51.010.000	-11.370.000	37.880.000	36.760.000	144.100.000	14.750.000	33.830.000	47.960.000	18.860.000	34.94	1.046.370.034.94	NL
AT	-39.800.000	611.550.000	3.290.000	77.020.000	-17.900.000	3.890.000	640.000	55.700.000	1.480.000	3.470.000	5.690.000	3.540.000	1.648.36	708.571.648.36	AT
PL	-71.950.000	782.330.000	248.110.000	238.790.000	182.060.000	73.150.000	19.180.000	306.210.000	55.450.000	6.540.000	8.410.000	6.960.000	5.584.31	1.855.245.584.31	PL
PT	44.370.000	361.480.000	21.640.000	14.380.000	31.060.000	63.080.000	9.140.000	83.670.000	5.170.000	28.970.000	31.270.000	29.380.000	1.900.95	723.611.900.95	PT
RO	-3.770.000	9.140.000	460.000	810.000	-7.580.000	86.350.000	5.950.000	410.830.000	29.200.000	29.870.000	6.490.000	8.180.000	420.08	575.930.420.08	RO
SI	2.160.000	240.000	1.090.000	61.980.000	14.000.000	3.520.000	4.410.000	5.770.000	1.610.000	630.000	4.370.000	2.830.000	3.790.15	102.613.790.15	SI
SK	-10.810.000	169.590.000	90.000	31.450.000	22.440.000	5.440.000	2.160.000	17.880.000	1.100.000	8.000.000	4.650.000	910.000	1.885.76	252.901.885.76	SK
FI	4.120.000	496.740.000	1.550.000	26.090.000	-2.460.000	27.590.000	3.770.000	16.540.000	-3.710.000	10.950.000	15.340.000	3.160.000	5.951.54	599.685.951.54	FI
SE	-9.860.000	630.020.000	45.770.000	-5.050.000	4.990.000	6.780.000	2.660.000	25.100.000	1.350.000	12.940.000	4.550.000	5.030.000	1.824.45	724.281.824.45	SE
UK	-48.290.000	2.273.060.000	528.880.000	168.810.000	86.820.000	56.470.000	44.890.000	104.530.000	28.730.000	21.340.000	22.250.000	7.190.000	8.038.59	3.294.688.038.59	UK
<b>TOTAL</b>	<b>792.627.000</b>	<b>28.392.096.000</b>	<b>2.269.004.000</b>	<b>1.887.164.000</b>	<b>984.053.000</b>	<b>959.779.000</b>	<b>616.824.000</b>	<b>4.605.134.000</b>	<b>597.857.000</b>	<b>512.201.000</b>	<b>875.623.000</b>	<b>704.841.000</b>	<b>140.784.95</b>	<b>43.197.343.784.95</b>	<b>TOTAL</b>

**ANNEX 5**

Payments carried out directly by the European Commission during exercise 2009 (differentiated appropriations)

in Euro

<b>Direct payments on the appropriations of the Budget 2009</b>				
Budget line Concerning certain agricultural measures	Commitment appropriations 2009	Commitments	Payment appropriations	Amounts charged (payments)
05 02 10 02	2.119.000,00	911.553,90	2.119.000,00	2.043.391,34
05 04 03 02	pm	0,00	3.000.000,00	2.545.551,28
05 08 01 00	13.979.000,00	13.507.224,42	13.879.000,00	12.736.416,30
05 08 02 00	15.400.000,00	14.890.429,01	10.950.000,00	10.675.000,00
05 08 03 00	1.460.000,00	1.446.892,02	2.577.000,00	2.333.880,87
11 02 01 01	14.500.000,00	14.419.576,35	15.000.000,00	11.099.310,20
11 02 03 01	15.000.000,00	14.996.768,00	18.800.000,00	13.055.164,83
17 04 01 01	272.340.000,00	265.493.595,00	155.000.000,00	134.690.936,31
17 04 02 01	18.402.027,35	18.116.450,32	13.000.000,00	12.172.676,09
17 04 03 01	14.095.235,31	14.095.235,31	60.000.000,00	40.655.127,77
17 04 03 03	4.000.000,00	4.000.000,00	4.000.000,00	0,00
17 04 04 01	17.175.919,84	16.849.399,94	2.000.000,00	1.366.824,82
17 04 07 01	25.926.817,50	25.926.308,23	19.000.000,00	18.465.483,69
<b>TOTAL</b>	<b>414.398.000,00</b>	<b>404.653.432,50</b>	<b>319.325.000,00</b>	<b>261.839.763,50</b>
<b>Direct payments on not-automatically carried over appropriations from exercise 2008 to exercise 2009</b>				
Budget line Concerning certain agricultural measures	Carryovers	Commitments	Payment appropriations	Amounts charged (payments)
<b>C2</b>				
05 08 02 00	0,00	0,00	5.429.740,00	5.261.428,24
05 08 03 00	0,00	0,00	880.791,00	869.974,77
<b>C4</b>				
05 08 02 00	359.094,44	145.926,00	359.094,44	145.926,00
05 08 03 00	5.400,00	0,00	5.400,00	0,00
17 04 01 01	4.705.817,42	46.000,00	4.705.817,42	4.705.817,42
17 04 03 01	16.646,00	0,00	16.646,00	0,00
17 04 07 01	11.176,64	0,00	11.176,64	11.176,64
<b>C5</b>				
05 08 02 00	213.585,71	213.585,71	213.585,71	213.585,71
05 08 03 00	13.020,00	13.020,00	13.020,00	13.020,00
17 04 01 01	1.747.014,50	1.747.014,50	35.286,04	35.286,04
17 04 02 01	0,00	0,00	6.092,28	6.092,28
17 04 07 01	27.516,34	0,00	7.138,79	7.138,79
<b>TOTAL</b>	<b>7.099.271,05</b>	<b>2.165.546,21</b>	<b>11.683.788,32</b>	<b>11.269.445,89</b>

**ANNEX 6**

**Payments carried out directly by the European Commission during exercise 2009 (non-differentiated appropriations)**

in Euro

<b>Direct payments on the appropriations of the Budget 2009</b>					
Budget line Concerning certain agricultural measures	Appropriations 2009	Commitments	Cancelled commitment appropriations	Amounts charged (payments)	Automatic carryovers
05 01 04 01	9.019.000,00	7.755.551,97	1.263.448,03	1.239.848,27	6.515.703,70
05 01 04 07	pm	0,00	0,00	0,00	0,00
05 07 01 02	6.500.000,00	6.384.574,45	115.425,55	4.679.274,45	1.705.300,00
05 08 06 00	7.600.000,00	7.579.644,12	20.355,88	1.334.185,89	6.245.458,23
05 08 09 00	400.000,00	346.954,50	53.045,50	0,00	346.954,50
17 01 04 01	300.000,00	300.000,00	0,00	144.519,00	155.481,00
17 01 04 04	pm	0,00	0,00	0,00	0,00
17 01 04 05	675.000,00	674.930,37	69,63	273.424,88	401.505,49
17 01 04 06	pm	0,00	0,00	0,00	0,00
17 01 04 31	1.100.000,00	1.100.000,00	0,00	1.100.000,00	0,00
17 03 02 00	16.000.000,00	16.000.000,00	0,00	0,00	16.000.000,00
17 04 07 02	pm	0,00	0,00	0,00	0,00
<b>TOTAL</b>	<b>41.594.000,00</b>	<b>40.141.655,41</b>	<b>1.452.344,59</b>	<b>8.771.252,49</b>	<b>31.370.402,92</b>
<b>Direct payments on not-automatically carried over appropriations from exercise 2008 to exercise 2009</b>					
Budget line Concerning certain agricultural measures	Carryovers	Commitments	Available appropriations	Amounts charged (payments)	Still to be charged
<b>C5</b>					
17 04 02 02	98.422,02	0,00	98.422,02	0,00	98.422,02
<b>TOTAL</b>	<b>98.422,02</b>	<b>0,00</b>	<b>98.422,02</b>	<b>0,00</b>	<b>98.422,02</b>
<b>Payments on automatically carried over appropriations from exercise 2008 to exercise 2009</b>					
Budget line Concerning certain agricultural measures	Commitments carryovers	Decommitments	Total commitments remaining carryovers	Amounts charged (payments)	Appropriations lapsing
05 01 04 01	6.667.634,08	189.518,53	6.478.115,55	6.478.115,55	0,00
05 07 01 02	1.345.734,00	0,00	1.345.734,00	1.337.749,50	7.984,50
05 08 06 00	5.184.944,55	1.815.525,17	3.369.419,38	3.359.755,94	9.663,44
17 01 04 05	570.521,34	3.850,69	566.670,65	372.277,23	194.393,42
17 01 04 06	1.000.000,00	0,00	1.000.000,00	915.209,00	84.791,00
17 03 02 00	16.840.000,00	0,00	16.840.000,00	16.816.337,26	23.662,74
<b>TOTAL</b>	<b>31.608.833,97</b>	<b>2.008.894,39</b>	<b>29.599.939,58</b>	<b>29.279.444,48</b>	<b>320.495,10</b>



**ANNEX 7**

**ANALYSIS OF BUDGET EXECUTION - Part I Summary Table**

Commitment Appropriations

In EUROS

F P H	T	C	A	HEADING	ADOPTED BUDGET	AMENDING	ASSIGNED	TRANSFERS	TOTAL AVAILABLE	EXECUTION 2009	DIFFERENCE EXECUTION /	ASSIGNED REVENUE	DIFFERENCE EXECUTION /	% EXECUTION /
					2009	BUDGETS 8 & 10/2009 (2)	REVENUE (3)		APPROPRIATIONS	TOTAL AVAILABLE APPROPRIATIONS	CARRIED OVER TO 2010 (3)	/ TOTAL AVAILABLE APPROPRIATIONS AFTER CARRY OVER TO 2010 OF ASSIGNED REVENUE	TOTAL AVAILABLE APPROPRIATIONS AFTER CARRY OVER TO 2010 OF ASSIGNED REVENUE	
					(1)	(2)	(3)	(4)	(5) = (1) + (2) + (3) + (4)	(6)	(7) = (5) - (6)	(8)	(9)	(10) = ( (6) + (8) ) / (5)
<b>05</b>	<b>AGRICULTURE AND RURAL DEVELOPMENT</b>				<b>40.781.181.325</b>	<b>-135.000.000</b>	<b>2.560.751.289</b>	<b>0</b>	<b>43.206.932.614</b>	<b>43.060.288.745</b>	<b>146.643.868</b>	<b>141.516.301</b>	<b>5.127.567</b>	<b>100,0%</b>
05	01	ADMINISTRATIVE EXPENDITURE OF AGRICULTURE AND RURAL DEVELOPMENT POLICY AREA			9.019.000	0	0	0	9.019.000	7.755.552	1.263.448	0	1.263.448	86,0%
2	05	01	04	Non operational technical assistance for EAGF (4)	9.019.000	0	0	0	9.019.000	7.755.552	1.263.448	0	1.263.448	86,0%
05	02	INTERVENTIONS IN AGRICULTURAL MARKETS			3.409.523.325	-121.800.000	701.962.036	0	3.989.685.361	3.986.965.656	2.719.705	667.433	2.052.272	<b>99,9%</b>
2	05	02	01	Cereals	40.216.082	0	18.315.000	6.565.000	65.096.082	65.062.772	33.310	0	33.310	99,9%
2	05	02	02	Rice	pm	0	0	0	0	-31.800	31.800	0	31.800	-
2	05	02	03	Refunds on non-Annex I products	127.000.000	-37.300.000	0	0	89.700.000	89.683.660	16.340	0	16.340	100,0%
2	05	02	04	Food programmes	500.100.000	-22.100.000	0	0	478.000.000	477.911.592	88.408	0	88.408	100,0%
2	05	02	05	Sugar	182.300.000	-35.200.000	0	0	147.100.000	146.955.066	144.934	0	144.934	99,9%
2	05	02	06	Olive oil	46.481.993	0	0	8.020.000	54.501.993	54.485.969	16.024	0	16.024	100,0%
2	05	02	07	Textile plants	19.810.872	0	0	1.315.000	21.125.872	21.112.769	13.103	0	13.103	99,9%
2	05	02	08	Fruits and vegetables	343.588.674	0	450.827.036	0	794.415.710	793.663.082	752.629	667.433	85.196	100,0%
2	05	02	09	Products of the wine-growing sector	1.320.965.934	0	0	-9.140.000	1.311.825.934	1.311.716.199	109.735	0	109.735	100,0%
2	05	02	10	Promotion	58.119.000	0	0	-9.450.000	48.669.000	47.425.633	1.243.367	0	1.243.367	97,4%
2	05	02	11	Other plant products/measures	386.700.000	-27.200.000	0	-6.850.000	352.650.000	352.534.965	115.035	0	115.035	100,0%
2	05	02	12	Milk and Milk products	137.866.365	0	232.820.000	0	370.686.365	370.612.808	73.557	0	73.557	100,0%
2	05	02	13	Beef and Veal	50.584.711	0	0	8.780.000	59.364.711	59.343.208	21.503	0	21.503	100,0%
2	05	02	14	Sheepmeat and goatmeat	pm	0	0	0	0	0	0	0	0	-
2	05	02	15	Pigmeat, eggs & poultry, bee-keeping & other animal products	195.789.694	0	0	760.000	196.549.694	196.489.733	59.961	0	59.961	100,0%
05	03	DIRECT AIDS			37.779.000.000	0	1.475.898.152	0	39.254.898.152	39.113.919.171	140.978.981	140.678.682	300.299	<b>100,0%</b>
2	05	03	01	Decoupled direct aids	31.295.000.000	0	1.475.898.152	163.935.000	32.934.833.152	32.794.095.080	140.738.073	140.678.682	59.390	100,0%
2	05	03	02	Other direct aids	5.922.000.000	0	0	-144.185.000	5.777.815.000	5.777.592.036	222.964	0	222.964	100,0%
2	05	03	03	Additional amounts of aid	562.000.000	0	0	-19.750.000	542.250.000	542.232.055	17.945	0	17.945	100,0%
05	04	RURAL DEVELOPMENT		pm	-13.200.000	0	0	0	-13.200.000	-13.281.602	81.602	0	81.602	<b>100,6%</b>
2	05	04	01	Rural development financed by the EAGGF-Guarantee Section — Programming period 2000 - Other measures	pm	-13.200.000	0	0	-13.200.000	-13.281.602	81.602	0	81.602	100,6%
2	05	04	03	Other measures	pm	0	0	0	0	0	0	0	0	-
2	05	04	04	Transitional instrument for the financing of rural development by the EAGGF Guarantee Section for the new Member States - Completion of programmes 2004-2006	pm	0	0	0	0	0	0	0	0	-
05	07	AUDIT OF AGRICULTURAL EXPENDITURE			-458.500.000	0	382.300.000	3.300.000	-72.900.000	-73.213.707	313.707	170.186	143.522	<b>100,2%</b>
2	05	07	01	Control of agricultural expenditure	-483.500.000	0	375.100.000	0	-108.400.000	-108.685.611	285.611	170.186	115.426	100,1%
2	05	07	02	Settlement of disputes	25.000.000	0	7.200.000	3.300.000	35.500.000	35.471.904	28.096	0	28.096	99,9%
05	08	POLICY STRATEGY & COORDINATION OF AGRICULTURE & R.D. POLICY AREA (5)			42.139.000	0	591.100	-3.300.000	39.430.100	38.143.676	1.286.424	0	1.286.424	<b>96,7%</b>
2	05	08	01	Farm Accountancy Data Network (FADN)	13.979.000	0	0	0	13.979.000	13.507.224	471.776	0	471.776	96,6%

**ANNEX 7**

**ANALYSIS OF BUDGET EXECUTION - Part I Summary Table**

Commitment Appropriations

In EUROS

FPH	T	C	A	HEADING	ADOPTED BUDGET 2009	AMENDING BUDGETS 8 & 10/2009 (2)	ASSIGNED REVENUE (3)	TRANSFERS	TOTAL AVAILABLE APPROPRIATIONS	EXECUTION 2009	DIFFERENCE EXECUTION / TOTAL AVAILABLE APPROPRIATIONS	ASSIGNED REVENUE CARRIED OVER TO 2010 (3)	DIFFERENCE EXECUTION / TOTAL AVAILABLE APPROPRIATIONS AFTER CARRY OVER TO 2010 OF ASSIGNED REVENUE	% EXECUTION / TOTAL AVAILABLE APPROPRIATIONS AFTER CARRY OVER TO 2010 OF ASSIGNED REVENUE
					(1)	(2)	(3)	(4)	(5) = (1) + (2) + (3) + (4)	(6)	(7) = (5) - (6)	(8)	(9)	(10) = ((6) + (8)) / (5)
(1)														
2	05	08	02	Surveys on the structure of agricultural holdings	15.400.000	0	572.680	0	15.972.680	15.249.941	722.739	0	722.739	95,5%
2	05	08	03	Restructuring of systems for agricultural surveys	1.460.000	0	18.420	0	1.478.420	1.459.912	18.508	0	18.508	98,7%
2	05	08	06	Enhancing public awareness of the common agricultural policy	8.000.000	0	0	-400.000	7.600.000	7.579.644	20.356	0	20.356	99,7%
2	05	08	09	EAGF - Operational technical assistance	3.300.000	0	0	-2.900.000	400.000	346.955	53.046	0	53.046	86,7%
<b>11 FISHERIES AND MARITIME AFFAIRS</b>					<b>29.500.000</b>	<b>0</b>	<b>0</b>	<b>0</b>	<b>29.500.000</b>	<b>29.416.344</b>	<b>83.656</b>	<b>0</b>	<b>83.656</b>	<b>99,7%</b>
11 02 FISHERIES MARKETS					29.500.000	0	0	0	29.500.000	29.416.344	83.656	0	83.656	99,7%
2	11	02	01	Intervention in fishery products	14.500.000	0	0	0	14.500.000	14.419.576	80.424	0	80.424	99,4%
2	11	02	03	Fisheries programme for the outermost regions	15.000.000	0	0	0	15.000.000	14.996.768	3.232	0	3.232	100,0%
<b>17 VETERINARY EXPENDITURE</b>					<b>320.675.000</b>	<b>49.340.000</b>	<b>6.606.593</b>	<b>0</b>	<b>376.621.593</b>	<b>364.348.934</b>	<b>12.272.659</b>	<b>0</b>	<b>12.272.659</b>	<b>96,7%</b>
17 01 ADMINISTRATIVE EXPENDITURE OF VETERINARY COSTS					2.075.000	0	0	0	2.075.000	2.074.930	70	0	70	100,0%
2	17	01	04	Support expenditure for operations of 'Health and consumer protection' Policy Area	2.075.000	0	0	0	2.075.000	2.074.930	70	0	70	100,0%
17 03 PUBLIC HEALTH					16.000.000	0	0	0	16.000.000	16.000.000	0	0	0	100,0%
2	17	03	02	Community tobacco fund — Direct payments by the European Union	16.000.000	0	0	0	16.000.000	16.000.000	0	0	0	100,0%
17 04 FOOD SAFETY, ANIMAL HEALTH, ANIMAL WELFARE & PLANT HEALTH					302.600.000	49.340.000	6.606.593	0	358.546.593	346.274.003	12.272.590	0	12.272.590	96,6%
2	17	04	01	Animal disease eradication and monitoring programmes and monitoring of the physical conditions of animals that could pose a public health risk linked to an external factor	223.000.000	49.340.000	6.452.832	0	278.792.832	267.286.610	11.506.222	0	11.506.222	95,9%
2	17	04	02	Other measures in the veterinary, animal welfare and public health field	18.100.000	0	98.422	302.027	18.500.449	18.116.450	383.999	0	383.999	97,9%
2	17	04	03	Emergency fund for veterinary complaints and other animal contaminations which are a risk to public health	34.000.000	0	16.646	-15.904.765	18.111.881	18.095.235	16.646	0	16.646	99,9%
2	17	04	04	Plant health measures	2.500.000	0	0	14.675.920	17.175.920	16.849.400	326.520	0	326.520	98,1%
2	17	04	05	Community Plant Variety Office	0	0	0	0	0	0	0	0	0	-
2	17	04	07	Feed and food safety and related activities	25.000.000	0	38.693	926.818	25.965.511	25.926.308	39.203	0	39.203	99,8%
<b>TOTAL 2009 EAGF</b>					<b>41.131.356.325</b>	<b>-85.660.000</b>	<b>2.567.357.881</b>	<b>0</b>	<b>43.613.054.206</b>	<b>43.454.054.023</b>	<b>159.000.183</b>	<b>141.516.301</b>	<b>17.483.882</b>	<b>100,0%</b>
2	05	02	16	Sugar Restructuring Fund	pm	0	3.785.981.330	0	3.785.981.330	3.017.689.891	768.291.440	0	768.291.440	79,7%
<b>TOTAL 2009</b>					<b>41.131.356.325</b>	<b>-85.660.000</b>	<b>6.353.339.212</b>	<b>0</b>	<b>47.399.035.537</b>	<b>46.471.743.914</b>	<b>927.291.623</b>	<b>141.516.301</b>	<b>785.775.322</b>	<b>98,3%</b>

(1) FPH = Financial Perspectives Heading / T = Title / C = Chapter / A = Article / I = Item

(2) For EAGF, the Amending Budget No 8/2009 concerns only item 17 04 01 01 : Commitment appropriations were increased by 49.3 M€. The rest of the amounts appearing in this column, concern Amending Budget No 10/2009 whereby commitment appropriations were reduced by -EUR 135.0 million in order to finance the European Economic Recovery Plan (EERP).

(3) Assigned revenue (C4, C5), amounting to EUR 141.5 million was carried over to 2010 budget year, leaving unused 2009 budget appropriations of EUR 5.1 million.

(4) The budget item concerning EAGF is 05 01 04 01.

(5) Appropriations for a pilot project (EUR 1.5 million) were foreseen in article 05 08 10. This pilot project was not eventually carried out.

ANNEX 8

ANALYSIS OF BUDGET EXECUTION - Part II. Detailed Table

Commitment Appropriations

In EUROS

F P H	T	C	A	I	HEADING	ADOPTED BUDGET 2009	AMENDING BUDGETS 8 & 10/2009 (2)	ADDITIONAL APPROPRIATIONS (3)	TRANSFERS	TOTAL BUDGET AVAILABLE APPROPRIATIONS	EXECUTION 2009	DIFF EXECUTION / TOTAL BUDGET AVAILABLE APPROPRIATIONS	% EXECUTION / TOTAL BUDGET AVAILABLE APPROPRIATIONS	
						(1)	(2)	(3)	(4)	(5) = (3) + (4)	(6)	(7) = (6) - (5)	(8) = (6) / (5)	
					<b>05</b>	<b>AGRICULTURE AND RURAL DEVELOPMENT</b>	<b>40.781.181.325</b>	<b>40.646.181.325</b>	<b>2.560.751.289</b>	<b>0</b>	<b>43.206.932.614</b>	<b>43.060.288.745</b>	<b>-146.643.868</b>	<b>99,7%</b>
					<b>05 01</b>	<b>ADMINISTRATIVE EXPENDITURE OF AGRICULTURE AND RURAL DEVELOPMENT POLICY AREA</b>	<b>9.019.000</b>	<b>9.019.000</b>	<b>0</b>	<b>0</b>	<b>9.019.000</b>	<b>7.755.552</b>	<b>-1.263.448</b>	<b>86,0%</b>
2	05	01	04		<b>Non operational technical assistance for EAGF (4)</b>	<b>9.019.000</b>	<b>9.019.000</b>	<b>0</b>	<b>0</b>	<b>9.019.000</b>	<b>7.755.552</b>	<b>-1.263.448</b>	<b>86,0%</b>	
2	05	01	04	01	European Agricultural Guarantee Fund (EAGF) - Non-operational technical assistance	9.019.000	9.019.000	0	0	9.019.000	7.755.552	-1.263.448	86,0%	
2	05	01	04	07	Pilot project to conduct a feasibility study on introducing a security fund in the fruit and vegetables sector - Expenditure on administrative management	pm	pm	0	0	0	0	0	-	
					<b>05 02</b>	<b>INTERVENTIONS IN AGRICULTURAL MARKETS</b>	<b>3.409.523.325</b>	<b>3.287.723.325</b>	<b>701.962.036</b>	<b>0</b>	<b>3.989.685.361</b>	<b>3.986.965.656</b>	<b>-2.719.705</b>	<b>99,9%</b>
2	05	02	01		<b>Cereals</b>	<b>40.216.082</b>	<b>40.216.082</b>	<b>18.315.000</b>	<b>6.565.000</b>	<b>65.096.082</b>	<b>65.062.772</b>	<b>-33.310</b>	<b>99,9%</b>	
2	05	02	01	01	Export refunds for cereals	pm	pm	0	860.000	860.000	854.404	-5.596	99,3%	
2	05	02	01	02	Intervention storage of cereals	500.000	500.000	18.315.000	5.285.000	24.100.000	24.079.325	-20.675	99,9%	
2	05	02	01	03	Intervention for starch	39.621.745	39.621.745	0	540.000	40.161.745	40.157.216	-4.529	100,0%	
2	05	02	01	99	Other measures (cereals)	94.337	94.337	0	-120.000	-25.663	-28.173	-2.510	109,8%	
2	05	02	02		<b>Rice</b>	<b>pm</b>	<b>pm</b>	<b>0</b>	<b>0</b>	<b>0</b>	<b>-31.800</b>	<b>-31.800</b>	<b>-</b>	
2	05	02	02	01	Export refunds for rice	pm	pm	0	0	0	-31.800	-31.800	-	
2	05	02	02	02	Intervention storage of rice	pm	pm	0	0	0	0	0	-	
2	05	02	02	99	Other measures (rice)	pm	pm	0	0	0	0	0	-	
2	05	02	03		<b>Refunds on non-Annex I products</b>	<b>127.000.000</b>	<b>89.700.000</b>	<b>0</b>	<b>0</b>	<b>89.700.000</b>	<b>89.683.660</b>	<b>-16.340</b>	<b>100,0%</b>	
2	05	02	04		<b>Food programmes</b>	<b>500.100.000</b>	<b>478.000.000</b>	<b>0</b>	<b>0</b>	<b>478.000.000</b>	<b>477.911.592</b>	<b>-88.408</b>	<b>100,0%</b>	
2	05	02	04	01	Programmes for deprived persons	500.000.000	477.900.000	0	0	477.900.000	477.890.406	-9.594	100,0%	
2	05	02	04	02	Food aid	100.000	100.000	0	0	100.000	21.186	-78.814	21,2%	
2	05	02	04	99	Other measures (food programs)	pm	pm	0	0	0	0	0	-	
2	05	02	05		<b>Sugar</b>	<b>182.300.000</b>	<b>147.100.000</b>	<b>0</b>	<b>0</b>	<b>147.100.000</b>	<b>146.955.066</b>	<b>-144.934</b>	<b>99,9%</b>	
2	05	02	05	01	Export refunds for sugar and isoglucose	177.000.000	177.000.000	0	2.150.000	179.150.000	179.111.164	-38.836	100,0%	
2	05	02	05	03	Production refunds for sugar used in the chemical industry	pm	pm	0	100.000	100.000	44.625	-55.375	44,6%	
2	05	02	05	08	Storage measures for sugar	5.000.000	-30.200.000	0	-2.150.000	-32.350.000	-32.369.680	-19.680	100,1%	
2	05	02	05	99	Other measures (sugar)	300.000	300.000	0	-100.000	200.000	168.957	-31.043	84,5%	
2	05	02	06		<b>Olive oil</b>	<b>46.481.993</b>	<b>46.481.993</b>	<b>0</b>	<b>8.020.000</b>	<b>54.501.993</b>	<b>54.485.969</b>	<b>-16.024</b>	<b>100,0%</b>	
2	05	02	06	03	Storage measures for olive oil	pm	pm	0	0	0	0	0	-	
2	05	02	06	05	Quality improvement measures	45.281.993	45.281.993	0	7.940.000	53.221.993	53.213.973	-8.020	100,0%	
2	05	02	06	99	Other measures (olive oil)	1.200.000	1.200.000	0	80.000	1.280.000	1.271.996	-8.004	99,4%	

ANNEX 8

ANALYSIS OF BUDGET EXECUTION - Part II. Detailed Table

Commitment Appropriations

In EUROS

F P H	T	C	A	I	HEADING	ADOPTED BUDGET	AMENDING BUDGETS	ADDITIONAL	TRANSFERS	TOTAL BUDGET	EXECUTION 2009	DIFF EXECUTION /	% EXECUTION /
						2009	8 & 10/2009 (2)	APPROPRIATIONS (3)		AVAILABLE		TOTAL BUDGET	AVAILABLE
						(1)	(2)	(3)	(4)	(5) = (3) + (4)	(6)	(7) = (6) - (5)	(8) = (6) / (5)
(1)													
<b>2</b>	<b>05</b>	<b>02</b>	<b>07</b>		<b>Textile plants</b>	<b>19.810.872</b>	<b>19.810.872</b>	<b>0</b>	<b>1.315.000</b>	<b>21.125.872</b>	<b>21.112.769</b>	<b>-13.103</b>	<b>99,9%</b>
2	05	02	07	01	Aid for fibre flax and hemp	19.810.872	19.810.872	0	1.215.000	21.025.872	21.015.660	-10.212	100,0%
2	05	02	07	02	Aid for cotton	pm	pm	0	100.000	100.000	97.109	-2.891	97,1%
<b>2</b>	<b>05</b>	<b>02</b>	<b>08</b>		<b>Fruits and vegetables</b>	<b>343.588.674</b>	<b>343.588.674</b>	<b>450.827.036</b>	<b>0</b>	<b>794.415.710</b>	<b>793.663.082</b>	<b>-752.629</b>	<b>99,9%</b>
2	05	02	08	01	Export refunds for fruit and vegetables	100.000	100.000	0	5.070.000	5.170.000	5.164.679	-5.321	99,9%
2	05	02	08	02	Compensation for withdrawals and buying in	2.000.000	2.000.000	0	-1.870.000	130.000	126.373	-3.627	97,2%
2	05	02	08	03	Operational funds for producer organisations	260.000.000	260.000.000	413.403.629	8.160.000	681.563.629	681.542.749	-20.879	100,0%
2	05	02	08	06	Production aid for processed tomato products	94.337	94.337	0	-50.000	44.337	37.351	-6.986	84,2%
2	05	02	08	07	Production aid for fruit-based products	94.337	94.337	0	0	94.337	79.150	-15.187	83,9%
2	05	02	08	08	Intervention for dried grapes and figs	100.000	100.000	0	-60.000	40.000	27.731	-12.269	69,3%
2	05	02	08	09	Compensation to encourage processing of citrus fruits	37.000.000	37.000.000	0	-13.180.000	23.820.000	23.817.250	-2.750	100,0%
2	05	02	08	10	Free distribution of fruit and vegetables	100.000	100.000	0	-30.000	70.000	66.607	-3.393	95,2%
2	05	02	08	11	Aid to producer groups for preliminary recognition	44.000.000	44.000.000	36.760.000	2.000.000	82.760.000	82.749.645	-10.355	100,0%
2	05	02	08	99	Other measures (fruit and vegetables)	100.000	100.000	663.407	-40.000	723.407	51.545	-671.862	7,1%
<b>2</b>	<b>05</b>	<b>02</b>	<b>09</b>		<b>Products of the wine-growing sector</b>	<b>1.320.965.934</b>	<b>1.320.965.934</b>	<b>0</b>	<b>-9.140.000</b>	<b>1.311.825.934</b>	<b>1.311.716.199</b>	<b>-109.735</b>	<b>100,0%</b>
2	05	02	09	01	Export refunds for products of the wine-growing sector	pm	pm	0	7.350.000	7.350.000	7.344.029	-5.971	99,9%
2	05	02	09	02	Storage of wine and grape must	30.000.000	30.000.000	0	4.210.000	34.210.000	34.205.385	-4.615	100,0%
2	05	02	09	03	Distillation of wine	18.000.000	18.000.000	0	-6.690.000	11.310.000	11.306.914	-3.086	100,0%
2	05	02	09	04	Storage measures for alcohol	15.000.000	15.000.000	0	21.650.000	36.650.000	36.638.071	-11.929	100,0%
2	05	02	09	05	Aid for the use of must	13.000.000	13.000.000	0	8.520.000	21.520.000	21.515.209	-4.791	100,0%
2	05	02	09	06	Permanent abandonment premiums for areas under vines	11.000.000	11.000.000	0	1.860.000	12.860.000	12.851.814	-8.186	99,9%
2	05	02	09	07	Restructuring and conversion of vineyards	100.000	100.000	0	-3.730.000	-3.630.000	-3.670.607	-40.607	101,1%
2	05	02	09	08	National support programmes for the wine sector	794.240.000	794.240.000	0	-46.980.000	747.260.000	747.254.743	-5.257	100,0%
2	05	02	09	09	Grubbing-up scheme	437.725.934	437.725.934	0	6.390.000	444.115.934	444.109.455	-6.479	100,0%
2	05	02	09	99	Other measures (wine-growing sector)	1.900.000	1.900.000	0	-1.720.000	180.000	161.185	-18.815	89,5%
<b>2</b>	<b>05</b>	<b>02</b>	<b>10</b>		<b>Promotion</b>	<b>58.119.000</b>	<b>58.119.000</b>	<b>0</b>	<b>-9.450.000</b>	<b>48.669.000</b>	<b>47.425.633</b>	<b>-1.243.367</b>	<b>97,4%</b>
2	05	02	10	01	Promotion measures - Payments by Member States	56.000.000	56.000.000	0	-9.450.000	46.550.000	46.514.165	-35.835	99,9%
2	05	02	10	02	Promotion measures - Direct payments by the European Community	2.119.000	2.119.000	0	0	2.119.000	911.554	-1.207.446	43,0%
2	05	02	10	99	Other measures (promotion)	pm	pm	0	0	0	-86	-86	-
<b>2</b>	<b>05</b>	<b>02</b>	<b>11</b>		<b>Other plant products/measures</b>	<b>386.700.000</b>	<b>359.500.000</b>	<b>0</b>	<b>-6.850.000</b>	<b>352.650.000</b>	<b>352.534.965</b>	<b>-115.035</b>	<b>100,0%</b>
2	05	02	11	01	Dried fodder	145.000.000	126.600.000	0	0	126.600.000	126.555.016	-44.984	100,0%
2	05	02	11	04	POSEI (excluding Fish 11 02 03 and direct aids)	235.000.000	226.200.000	0	-1.900.000	224.300.000	224.270.610	-29.390	100,0%
2	05	02	11	05	Community fund for tobacco (excluding SANCO 17 03 02)	4.500.000	4.500.000	0	-3.350.000	1.150.000	1.127.823	-22.177	98,1%
2	05	02	11	99	Other measures (Other plant products/measures)	2.200.000	2.200.000	0	-1.600.000	600.000	581.516	-18.484	96,9%

ANNEX 8

ANALYSIS OF BUDGET EXECUTION - Part II. Detailed Table

Commitment Appropriations

In EUR0S

F P H	T	C	A	I	HEADING	ADOPTED BUDGET 2009	AMENDING BUDGETS 8 & 10/2009 (2)	ADDITIONAL APPROPRIATIONS (3)	TRANSFERS	TOTAL BUDGET AVAILABLE APPROPRIATIONS	EXECUTION 2009	DIFF EXECUTION / TOTAL BUDGET AVAILABLE APPROPRIATIONS	% EXECUTION / TOTAL BUDGET AVAILABLE APPROPRIATIONS
						(1)	(2)	(3)	(4)	(5) = (3) + (4)	(6)	(7) = (6) - (5)	(8) = (6) / (5)
(1)													
2	05	02	12		<b>Milk and Milk products</b>	<b>137.866.365</b>	<b>137.866.365</b>	<b>232.820.000</b>	<b>0</b>	<b>370.686.365</b>	<b>370.612.808</b>	<b>-73.557</b>	<b>100,0%</b>
2	05	02	12	01	Refunds for milk and milk products	9.433.749	9.433.749	162.470.000	9.200.000	181.103.749	181.099.724	-4.025	100,0%
2	05	02	12	02	Intervention storage of skimmed-milk powder	pm	pm	58.300.000	2.350.000	60.650.000	60.637.899	-12.101	100,0%
2	05	02	12	03	Aid for disposal of skimmed milk	pm	pm	0	10.000	10.000	6.569	-3.431	65,7%
2	05	02	12	04	Intervention storage of butter and cream	16.980.747	16.980.747	7.120.000	2.000.000	26.100.747	26.095.583	-5.164	100,0%
2	05	02	12	05	Other measures relating to butterfat	18.867.497	18.867.497	0	-10.530.000	8.337.497	8.332.226	-5.271	99,9%
2	05	02	12	06	Intervention storage of cheese	22.640.997	22.640.997	0	-2.510.000	20.130.997	20.103.512	-27.485	99,9%
2	05	02	12	08	School milk	69.000.000	69.000.000	4.930.000	230.000	74.160.000	74.151.634	-8.366	100,0%
2	05	02	12	99	Other measures (milk and milk products)	943.375	943.375	0	-750.000	193.375	185.661	-7.714	96,0%
2	05	02	13		<b>Beef and Veal</b>	<b>50.584.711</b>	<b>50.584.711</b>	<b>0</b>	<b>8.780.000</b>	<b>59.364.711</b>	<b>59.343.208</b>	<b>-21.503</b>	<b>100,0%</b>
2	05	02	13	01	Refunds for beef and veal	25.000.000	25.000.000	0	-3.510.000	21.490.000	21.482.934	-7.066	100,0%
2	05	02	13	02	Intervention storage of beef and veal	pm	pm	0	0	0	-42	-42	-
2	05	02	13	03	Exceptional support measures	17.000.000	17.000.000	0	5.770.000	22.770.000	22.762.645	-7.355	100,0%
2	05	02	13	04	Refunds for live animals	8.490.374	8.490.374	0	1.670.000	10.160.374	10.156.598	-3.776	100,0%
2	05	02	13	99	Other measures (beef and veal)	94.337	94.337	0	4.850.000	4.944.337	4.941.072	-3.265	99,9%
2	05	02	14		<b>Sheepmeat and goatmeat</b>	<b>pm</b>	<b>pm</b>	<b>0</b>	<b>0</b>	<b>0</b>	<b>0</b>	<b>0</b>	<b>-</b>
2	05	02	14	01	Intervention in the form of storage of sheepmeat and goatmeat	pm	pm	0	0	0	0	0	-
2	05	02	14	99	Other measures (sheepmeat and goatmeat)	pm	pm	0	0	0	0	0	-
2	05	02	15		<b>Pigmeat, eggs &amp; poultry, bee-keeping &amp; other animal products</b>	<b>195.789.694</b>	<b>195.789.694</b>	<b>0</b>	<b>760.000</b>	<b>196.549.694</b>	<b>196.489.733</b>	<b>-59.961</b>	<b>100,0%</b>
2	05	02	15	01	Refunds on pigmeat	66.000.000	66.000.000	0	-6.035.000	59.965.000	59.946.945	-18.055	100,0%
2	05	02	15	02	Intervention for pigmeat	8.000.000	8.000.000	0	-4.380.000	3.620.000	3.616.190	-3.810	99,9%
2	05	02	15	03	Exceptional market-support measures for pigmeat	pm	pm	0	0	0	0	0	-
2	05	02	15	04	Refunds on eggs	5.660.249	5.660.249	0	-2.510.000	3.150.249	3.144.165	-6.084	99,8%
2	05	02	15	05	Refunds for poultrymeat	93.394.111	93.394.111	0	-1.810.000	91.584.111	91.562.288	-21.823	100,0%
2	05	02	15	06	Specific aid for bee-keeping	22.640.997	22.640.997	0	580.000	23.220.997	23.215.645	-5.352	100,0%
2	05	02	15	07	Exceptional market-support measures for the poultrymeat and eggs sector	pm	pm	0	0	0	0	0	-
2	05	02	15	99	Other measures (pigmeat, eggs and poultry, bee-keeping and other animal products)	94.337	94.337	0	14.915.000	15.009.337	15.004.500	-4.837	100,0%
<b>05 03 DIRECT AIDS</b>						<b>37.779.000.000</b>	<b>37.779.000.000</b>	<b>1.475.898.152</b>	<b>0</b>	<b>39.254.898.152</b>	<b>39.113.919.171</b>	<b>-140.978.981</b>	<b>99,6%</b>
2	05	03	01		<b>Decoupled direct aids</b>	<b>31.295.000.000</b>	<b>31.295.000.000</b>	<b>1.475.898.152</b>	<b>163.935.000</b>	<b>32.934.833.152</b>	<b>32.794.095.080</b>	<b>-140.738.073</b>	<b>99,6%</b>
2	05	03	01	01	SPS (Single Payment Scheme) (3)	27.239.000.000	27.239.000.000	1.335.219.470	231.365.000	28.805.584.470	28.805.561.559	-22.911	100,0%
2	05	03	01	02	SAPS (Single Area Payment Scheme)	3.789.000.000	3.789.000.000	0	-65.550.000	3.723.450.000	3.723.436.975	-13.025	100,0%
2	05	03	01	03	Separate Sugar payment	255.000.000	255.000.000	0	-2.050.000	252.950.000	252.935.712	-14.288	100,0%
2	05	03	01	04	Separate fruit and vegetables payment	12.000.000	12.000.000	0	170.000	12.170.000	12.160.834	-9.166	99,9%
2	05	03	01	99	Other (decoupled direct aids)	pm	pm	140.678.682	0	140.678.682	0	-140.678.682	0,0%

ANNEX 8

ANALYSIS OF BUDGET EXECUTION - Part II. Detailed Table

Commitment Appropriations

In EURS

F P H	T	C	A	I	HEADING	ADOPTED BUDGET 2009	AMENDING BUDGETS 8 & 10/2009 (2)	ADDITIONAL APPROPRIATIONS (3)	TRANSFERS	TOTAL BUDGET AVAILABLE APPROPRIATIONS	EXECUTION 2009	DIFF EXECUTION / TOTAL BUDGET AVAILABLE APPROPRIATIONS	% EXECUTION / TOTAL BUDGET AVAILABLE APPROPRIATIONS
						(1)	(2)	(3)	(4)	(5) = (3) + (4)	(6)	(7) = (6) - (5)	(8) = (6) / (5)
(1)													
2	05	03	02		<b>Other direct aids</b>	<b>5.922.000.000</b>	<b>5.922.000.000</b>	<b>0</b>	<b>-144.185.000</b>	<b>5.777.815.000</b>	<b>5.777.592.036</b>	<b>-222.964</b>	<b>100,0%</b>
2	05	03	02	01	COP area payments	1.450.000.000	1.450.000.000	0	-1.325.000	1.448.675.000	1.448.668.906	-6.094	100,0%
2	05	03	02	04	Supplementary aid for durum wheat: traditional production zones	54.000.000	54.000.000	0	-4.935.000	49.065.000	49.060.017	-4.983	100,0%
2	05	03	02	05	Production aid for seeds	23.000.000	23.000.000	0	170.000	23.170.000	23.165.677	-4.323	100,0%
2	05	03	02	06	Sucler-cow premium	1.161.000.000	1.161.000.000	0	-7.850.000	1.153.150.000	1.153.141.941	-8.059	100,0%
2	05	03	02	07	Additional suckler-cow premium	52.000.000	52.000.000	0	-270.000	51.730.000	51.723.556	-6.444	100,0%
2	05	03	02	08	Beef special premium	97.000.000	97.000.000	0	-6.350.000	90.650.000	90.641.157	-8.843	100,0%
2	05	03	02	09	Beef slaughter premium - calves	126.000.000	126.000.000	0	-8.375.000	117.625.000	117.618.490	-6.510	100,0%
2	05	03	02	10	Beef slaughter premium - adults	225.000.000	225.000.000	0	-3.720.000	221.280.000	221.275.613	-4.387	100,0%
2	05	03	02	13	Sheep and goat premium	244.000.000	244.000.000	0	-11.125.000	232.875.000	232.868.953	-6.047	100,0%
2	05	03	02	14	Sheep and goat supplementary premium	76.000.000	76.000.000	0	-76.000.000	72.400.000	72.391.238	-8.762	100,0%
2	05	03	02	18	Payments to starch potato producers	111.000.000	111.000.000	0	-7.755.000	103.245.000	103.237.799	-7.201	100,0%
2	05	03	02	19	Area aid for rice	169.000.000	169.000.000	0	-4.630.000	164.370.000	164.363.655	-6.345	100,0%
2	05	03	02	21	Aid for olive groves	98.000.000	98.000.000	0	-1.955.000	96.045.000	96.039.592	-5.408	100,0%
2	05	03	02	22	Tobacco premium	305.000.000	305.000.000	0	-4.380.000	300.620.000	300.611.844	-8.156	100,0%
2	05	03	02	23	Hops area aid	2.500.000	2.500.000	0	0	2.500.000	2.485.107	-14.893	99,4%
2	05	03	02	24	Specific quality premium for durum wheat	87.000.000	87.000.000	0	680.000	87.680.000	87.674.629	-5.371	100,0%
2	05	03	02	25	Protein crop premium	53.000.000	53.000.000	0	-20.050.000	32.950.000	32.942.089	-7.911	100,0%
2	05	03	02	26	Area payment for nuts	92.000.000	92.000.000	0	210.000	92.210.000	92.207.310	-2.690	100,0%
2	05	03	02	27	Aid for energy crops	67.000.000	67.000.000	0	-13.300.000	53.700.000	53.697.307	-2.693	100,0%
2	05	03	02	28	Aid for silkworms	500.000	500.000	0	-50.000	450.000	446.268	-3.732	99,2%
2	05	03	02	29	Area aid for dried grapes	1.000.000	1.000.000	0	-960.000	40.000	32.444	-7.556	81,1%
2	05	03	02	36	Payments for specific types of farming and quality production	425.000.000	425.000.000	0	3.730.000	428.730.000	428.728.454	-1.546	100,0%
2	05	03	02	39	Additional amount for sugar beet and cane producers	27.000.000	27.000.000	0	-4.125.000	22.875.000	22.870.025	-4.975	100,0%
2	05	03	02	40	Area aid for cotton	241.000.000	241.000.000	0	-24.115.000	216.885.000	216.878.848	-6.152	100,0%
2	05	03	02	41	Transitional fruit and vegetables payment - Tomatoes	145.000.000	145.000.000	0	-750.000	144.250.000	144.220.717	-29.283	100,0%
2	05	03	02	42	Transitional fruit and vegetables payment - Other products than tomatoes	161.000.000	161.000.000	0	-11.740.000	149.260.000	149.246.772	-13.228	100,0%
2	05	03	02	43	Transitional soft fruit payment	12.000.000	12.000.000	0	-4.600.000	7.400.000	7.390.066	-9.934	99,9%
2	05	03	02	50	Posei - Community support programs	377.000.000	377.000.000	0	-1.795.000	375.205.000	375.201.535	-3.465	100,0%
2	05	03	02	51	Posei - Other direct aids and earlier regimes	22.000.000	22.000.000	0	-1.095.000	20.905.000	20.898.482	-6.518	100,0%
2	05	03	02	52	Posei - Aegean Islands	18.000.000	18.000.000	0	-1.515.000	16.485.000	16.478.528	-6.472	100,0%
2	05	03	02	99	Other (direct aids)	pm	pm	0	1.390.000	1.390.000	1.385.018	-4.982	99,6%
2	05	03	03		<b>Additional amounts of aid</b>	<b>562.000.000</b>	<b>562.000.000</b>	<b>0</b>	<b>-19.750.000</b>	<b>542.250.000</b>	<b>542.232.055</b>	<b>-17.945</b>	<b>100,0%</b>
	05	04			<b>RURAL DEVELOPMENT</b>	<b>pm</b>	<b>-13.200.000</b>	<b>0</b>	<b>0</b>	<b>-13.200.000</b>	<b>-13.281.602</b>	<b>-81.602</b>	<b>100,6%</b>
2	05	04	01		<b>Rural development financed by the EAGGF-Guarantee Section – Programming period 2000 - 2006</b>	<b>pm</b>	<b>-13.200.000</b>	<b>0</b>	<b>0</b>	<b>-13.200.000</b>	<b>-13.281.602</b>	<b>-81.602</b>	<b>100,6%</b>
2	05	04	01	14	Rural development financed by the EAGGF Guarantee Section - Programming period 2000-2006	pm	-13.200.000	0	0	-13.200.000	-13.281.602	-81.602	100,6%



ANNEX 8

ANALYSIS OF BUDGET EXECUTION - Part II. Detailed Table

Commitment Appropriations

In EURS

F P H	T	C	A	I	HEADING	ADOPTED BUDGET 2009	AMENDING BUDGETS 8 & 10/2009 (2)	ADDITIONAL APPROPRIATIONS (3)	TRANSFERS	TOTAL BUDGET AVAILABLE APPROPRIATIONS	EXECUTION 2009	DIFF EXECUTION / TOTAL BUDGET AVAILABLE APPROPRIATIONS	% EXECUTION / TOTAL BUDGET AVAILABLE APPROPRIATIONS
						(1)	(2)	(3)	(4)	(5) = (3) + (4)	(6)	(7) = (6) - (5)	(8) = (6) / (5)
(1)													
<b>17</b>	<b>VETERINARY EXPENDITURE</b>					<b>320.675.000</b>	<b>370.015.000</b>	<b>6.606.593</b>	<b>0</b>	<b>376.621.593</b>	<b>364.348.934</b>	<b>-12.272.659</b>	<b>96,7%</b>
<b>17 01</b>	<b>ADMINISTRATIVE EXPENDITURE of VETERINARY COSTS</b>					<b>2.075.000</b>	<b>2.075.000</b>	<b>0</b>	<b>0</b>	<b>2.075.000</b>	<b>2.074.930</b>	<b>-70</b>	<b>100,0%</b>
2	<b>17 01 04</b>	<b>Support expenditure for operations of 'Health and consumer protection' Policy Area</b>				<b>2.075.000</b>	<b>2.075.000</b>	<b>0</b>	<b>0</b>	<b>2.075.000</b>	<b>2.074.930</b>	<b>-70</b>	<b>100,0%</b>
2	17 01 04 01	Plant-health measures — Expenditure on administrative management				300.000	300.000	0	0	300.000	300.000	0	100,0%
2	17 01 04 04	Pilot study: risk financing model for livestock epidemics — Expenditure on administrative management				pm	pm	0	0	0	0	0	-
2	17 01 04 05	Feed and food safety and related activities — Expenditure on administrative management				675.000	675.000	0	0	675.000	674.930	-70	100,0%
2	17 01 04 06	Pilot project — Improved methods for animal-friendly production				pm	pm	0	0	0	0	0	-
2	17 01 04 31	Executive Agency for health and consumers. Subsidy for programmes under Heading 2				1.100.000	1.100.000	0	0	1.100.000	1.100.000	0	100,0%
<b>17 03</b>	<b>PUBLIC HEALTH</b>					<b>16.000.000</b>	<b>16.000.000</b>	<b>0</b>	<b>0</b>	<b>16.000.000</b>	<b>16.000.000</b>	<b>0</b>	<b>100,0%</b>
2	17 03 02	Community tobacco fund — Direct payments by the European Un				16.000.000	16.000.000	0	0	16.000.000	16.000.000	0	100,0%
<b>17 04</b>	<b>FOOD SAFETY, ANIMAL HEALTH, ANIMAL WELFARE &amp; PLANT HEALTH</b>					<b>302.600.000</b>	<b>351.940.000</b>	<b>6.606.593</b>	<b>0</b>	<b>358.546.593</b>	<b>346.274.003</b>	<b>-12.272.590</b>	<b>96,6%</b>
2	<b>17 04 01</b>	<b>Animal disease eradication and monitoring programmes and monitoring of the physical conditions of animals that could pose a public health risk linked to an external factor</b>				<b>223.000.000</b>	<b>272.340.000</b>	<b>6.452.832</b>	<b>0</b>	<b>278.792.832</b>	<b>267.286.610</b>	<b>-11.506.222</b>	<b>95,9%</b>
2	17 04 01 01	Animal disease eradication and monitoring programmes and monitoring of the physical conditions of animals that could pose a public-health risk linked to an external factor — New measures				223.000.000	272.340.000	6.452.832	0	278.792.832	267.286.610	-11.506.222	95,9%
	17 04 01 02	Animal disease eradication and monitoring programmes and monitoring of the physical conditions of animals that could pose a public-health risk linked to an external factor — Completion of previous measures				0	0	0	0	0	0	0	-
2	<b>17 04 02</b>	<b>Other measures in the veterinary, animal welfare and public health field</b>				<b>18.100.000</b>	<b>18.100.000</b>	<b>98.422</b>	<b>302.027</b>	<b>18.500.449</b>	<b>18.116.450</b>	<b>-383.999</b>	<b>97,9%</b>
2	17 04 02 01	Other measures in the veterinary, animal welfare and public-health field — New measures				18.100.000	18.100.000	0	302.027	18.402.027	18.116.450	-285.577	98,4%
	17 04 02 02	Other measures in the veterinary, animal welfare and public-health field — Completion of previous measures				0	0	98.422	0	98.422	0	-98.422	0,0%
2	<b>17 04 03</b>	<b>Emergency fund for veterinary complaints and other animal contaminations which are a risk to public health</b>				<b>34.000.000</b>	<b>34.000.000</b>	<b>16.646</b>	<b>-15.904.765</b>	<b>18.111.881</b>	<b>18.095.235</b>	<b>-16.646</b>	<b>99,9%</b>
2	17 04 03 01	Emergency fund for veterinary complaints and other animal contaminations which are a risk to public health — New measures				30.000.000	30.000.000	16.646	-15.904.765	14.111.881	14.095.235	-16.646	99,9%



ANNEX 8

ANALYSIS OF BUDGET EXECUTION - Part II. Detailed Table

Commitment Appropriations

In EUROS

F P H	T	C	A	I	HEADING	ADOPTED BUDGET 2009	AMENDING BUDGETS 8 & 10/2009 (2)	ADDITIONAL APPROPRIATIONS (3)	TRANSFERS	TOTAL BUDGET AVAILABLE APPROPRIATIONS	EXECUTION 2009	DIFF EXECUTION / TOTAL BUDGET AVAILABLE APPROPRIATIONS	% EXECUTION / TOTAL BUDGET AVAILABLE APPROPRIATIONS
						(1)	(2)	(3)	(4)	(5) = (3) + (4)	(6)	(7) = (6) - (5)	(8) = (6) / (5)
(1)													
	17	04	03	02	Emergency fund for veterinary complaints and other animal contaminations which are a risk to public health — Completion of previous measures	0	0	0	0	0	0	0	-
2	17	04	03	03	Preparatory action - Control posts (resting points) in relation to transport of animals	4.000.000	4.000.000	0	0	4.000.000	4.000.000	0	100,0%
<b>2</b>	<b>17</b>	<b>04</b>	<b>04</b>		<b>Plant health measures</b>	<b>2.500.000</b>	<b>2.500.000</b>	<b>0</b>	<b>14.675.920</b>	<b>17.175.920</b>	<b>16.849.400</b>	<b>-326.520</b>	<b>98,1%</b>
2	17	04	04	01	Plant-health measures — New measures	2.500.000	2.500.000	0	14.675.920	17.175.920	16.849.400	-326.520	98,1%
	17	04	04	02	Plant-health measures — Completion of previous measures	0	0	0	0	0	0	0	-
<b>2</b>	<b>17</b>	<b>04</b>	<b>05</b>		<b>Community Plant Variety Office</b>	<b>0</b>	<b>0</b>	<b>0</b>	<b>0</b>	<b>0</b>	<b>0</b>	<b>0</b>	<b>-</b>
2	17	04	05	01	Community Plant Variety Office - Subsidy under Titles 1 and 2	0	0	0	0	0	0	0	-
2	17	04	05	02	Community Plant Variety Office - Subsidy under Title 3	0	0	0	0	0	0	0	-
<b>2</b>	<b>17</b>	<b>04</b>	<b>07</b>		<b>Feed and food safety and related activities</b>	<b>25.000.000</b>	<b>25.000.000</b>	<b>38.693</b>	<b>926.818</b>	<b>25.965.511</b>	<b>25.926.308</b>	<b>-39.203</b>	<b>99,8%</b>
2	17	04	07	01	Feed and food safety and related activities — New measures	25.000.000	25.000.000	38.693	926.818	25.965.511	25.926.308	-39.203	99,8%
	17	04	07	02	Feed and food safety and related activities — Completion of previous measures	pm	pm	0	0	0	0	0	-
<b>TOTAL 2009 EAGF</b>						<b>41.131.356.325</b>	<b>41.045.696.325</b>	<b>2.567.357.881</b>	<b>0</b>	<b>43.613.054.206</b>	<b>43.454.054.023</b>	<b>-159.000.183</b>	<b>99,6%</b>
<b>2</b>	<b>05</b>	<b>02</b>	<b>16</b>		<b>Sugar Restructuring Fund</b>	<b>pm</b>	<b>pm</b>	<b>3.785.981.330</b>	<b>0</b>	<b>3.785.981.330</b>	<b>3.017.689.891</b>	<b>-768.291.440</b>	<b>79,7%</b>
2	05	02	16	01	Sugar Restructuring Fund	pm	pm	3.785.981.330	0	3.785.981.330	3.017.689.891	-768.291.440	79,7%
2	05	02	16	02	Clearance with regard to Sugar Restructuring Fund	pm	pm	0	0	0	0	0	-
<b>TOTAL 2009</b>						<b>41.131.356.325</b>	<b>41.045.696.325</b>	<b>6.353.339.212</b>	<b>0</b>	<b>47.399.035.537</b>	<b>46.471.743.914</b>	<b>-927.291.623</b>	<b>98,0%</b>

(1) FPH = Financial Perspectives Heading / T = Title / C = Chapter / A = Article / I = Item

(2) For EAGF, the Amending Budget No 8/2009 concerns only item 17 04 01 01 : Commitment appropriations were increased by 49.3 M€. The rest of the amounts appearing in this column, concern Amending Budget No 10/2009 whereby commitment appropriations were reduced by -EUR 135.0 million in order to finance the European Economic Recovery Plan (EERP).

(3) Assigned revenue (C4, C5), amounting to EUR 141.5 million was carried over to 2010 budget year, leaving unused 2009 budget appropriations of EUR 5.1 million.

(4) The budget item concerning EAGF is 05 01 04 01.

(5) Appropriations for a pilot project (EUR 1.5 million) were foreseen in article 05 08 10. This pilot project was not eventually carried out.

ANNEX 9

ANALYSIS OF EXECUTION OF ASSIGNED REVENUE - C4 (Collected in 2009) \*

Commitment Appropriations

in EUROS

Assigned Revenue 2009						Use of Assigned Revenue					Carriedforward to 2010	
ITEM	Funds	Description	Amount	Link - Budgetary Attribution			Budgetary Expenditure Line	Funds	Description	Amount		
				Budgetary Line	Amount					Detail		Total
<b>CHAPTER 67 : REVENUE CONCERNING EAGF</b>												
6 7 0 1	IC4	Clearance of EAGF accounts – Assigned revenue	600.517.182	05 02 08 99	168.698.407		05 02 01 02	C4	Intervention storage of cereals	18.315.000		
							05 02 08 03	C4	Operational funds for producers organisations	69.640.000		
							05 02 08 11	C4	Aid to producer groups for preliminary recognition	36.760.000		
							05 02 12 02	C4	Intervention storage of skimmed-milk powder	31.270.000		
							05 02 12 04	C4	Intervention storage of butter and cream	7.120.000		
							05 02 12 08	C4	School milk	4.930.000		
							<b>168.698.407</b>			<b>168.035.000</b>		<b>663.407,34</b>
				05 03 01 99	431.818.775							
6 7 0 2	IC4	EAGF Irregularities – Assigned revenue	147.878.437	05 03 01 99	147.878.437							
6 7 0 3	IC4	Superlevy from milk producers – Assigned revenue	337.626.471	05 03 01 99	337.626.471		05 02 12 01	C4	Refunds for milk and milk products	162.465.975		
							05 02 12 02	C4	Intervention storage of skimmed-milk powder	27.030.000		
							05 03 01 01	C4	SPS (single payment scheme)	204.845.000		
							05 07 01 06	C4	Accounting clearance of previous years' accounts with regard to shared management expenditure under the EAGGF Guarantee Section (previous measures) and under the EAGF	374.929.814		
							05 07 02 00	C4	Settlement of disputes	7.200.000		
							<b>917.323.682</b>			<b>776.470.789</b>		<b>140.852.893,65</b>
<b>6 7 0</b>	<b>IC4</b>	<b>Revenue concerning EAGF</b>	<b>1.086.022.090</b>									
<b>6 7</b>	<b>IC4</b>	<b>REVENUE CONCERNING EAGF TOTAL Chapter 67</b>	<b>1.086.022.090</b>		1.086.022.090					944.505.789		<b>141.516.300,99</b>
<b>CHAPTER 68 : TEMPORARY RESTRUCTURING AMOUNTS</b>												
6 8 0 1	IC4	Temporary restructuring amounts – Assigned revenue	1.741.417.405	05 02 16 00	1.741.417.405		05 02 16 00	C4	Sugar Restructuring Fund	973.125.966		
							<b>1.741.417.405</b>			<b>973.125.966</b>		<b>768.291.439,67</b>
6 8 0 2		Irregularities concerning the temporary restructuring fund – Assigned revenue	0									
6 8 0 3		Clearance with regard to the temporary restructuring fund – Assigned revenue	0									
<b>6 8 0</b>	<b>IC4</b>	<b>Temporary restructuring amounts</b>	<b>1.741.417.405</b>									
<b>6 8</b>	<b>IC4</b>	<b>TEMPORARY RESTRUCTURING AMOUNTS</b>	<b>1.741.417.405</b>							973.125.966		<b>768.291.439,67</b>
<b>TOTAL</b>			<b>2.827.439.495</b>				<b>TOTAL</b>			<b>1.917.631.754</b>		<b>909.807.740,66</b>

\* Only Shared Management included

ANNEX 10

ANALYSIS OF EXECUTION OF ASSIGNED REVENUE - C5 (Carried forward from 2008)\*

Commitment Appropriations

in EUROS

Assigned Revenue 2009						Use of Assigned Revenue					
ITEM	Funds	Description	Amount	Link - Budgetary Attribution			Budgetary Expenditure Line	Funds	Description	Amount	
				Budgetary Line	Amount					Detail	Total
					Detail	Total					
<b>CHAPTER 67 : REVENUE CONCERNING EAGF</b>											
6 7 0 1	IC5	Clearance of EAGF accounts – Assigned revenue	343.763.628,80	05 02 08 99	343.763.628,80						
						05 02 08 03	C5	Operational funds for producers organisations	343.763.628,80		
									<b>343.763.628,80</b>		<b>343.763.628,80</b>
6 7 0 2	IC5	EAGF Irregularities – Assigned revenue	1.130.374.469,98	05 03 01 99	1.130.374.469,98						
6 7 0 3	IC5	Superlevy from milk producers – Assigned revenue	-		-	05 03 01 01	C5	SPS (single payment scheme)	1.130.374.469,98		
									<b>1.130.374.469,98</b>		<b>1.130.374.469,98</b>
6 7 0	IC5	Revenue concerning EAGF	1.474.138.098,78								
6 7	IC5	REVENUE CONCERNING EAGF TOTAL Chapter 67	1.474.138.098,78								1.474.138.098,78
<b>CHAPTER 68 : TEMPORARY RESTRUCTURING AMOUNTS</b>											
6 8 0 1	IC5	Temporary restructuring amounts – Assigned revenue	2.044.563.924,99	05 02 16 00	2.044.563.924,99	05 02 16 00	C5	Sugar Restructuring Fund	2.044.563.924,99		
									<b>2.044.563.924,99</b>		<b>2.044.563.924,99</b>
6 8 0 2		Irregularities concerning the temporary restructuring fund – Assigned revenue	0,00								
6 8 0 3		Clearance with regard to the temporary restructuring fund – Assigned revenue	0,00								
6 8 0	IC5	Temporary restructuring amounts	2.044.563.924,99								
6 8	IC5	TEMPORARY RESTRUCTURING AMOUNTS	2.044.563.924,99								2.044.563.924,99
<b>TOTAL</b>			<b>3.518.702.023,77</b>						<b>TOTAL</b>		<b>3.518.702.023,77</b>

\* Only Shared Management included

ANNEX 11

VETERINARY & PLANT HEALTH MEASURES  
 2009 BUDGET EXECUTION financed by EAGF

Commitment Appropriations

In EUR

Budget Line	Heading	Credits after transfer*	Committed*	balance credits-commitments
17.010401	Plant-health measures. Expenditure on administrative management	300.000,00	300.000,00	0,00
17.010405	Feed and Food safety and related activities. Expenditure on administrative management	675.000,00	674.930,37	69,63
	1 Supportive actions training food and feed		575.187,99	
	2 Communication		99.742,38	
17.010431	Executive Agency for Health and Consumers. Subsidy for programmes under Heading 2	1.100.000,00	1.100.000,00	0,00
17.0302	Community Tobacco Fund. Direct Payments by the European Union	16.000.000,00	16.000.000,00	0,00
17.040101	Animal disease eradication and monitoring programmes and monitoring of the physical conditions of animals that could pose a public-health risk linked to an external factor	272.340.000,00	265.493.595,00	6.846.405,00
	1 Eradication		71.419.595,00	
	2 Bluetongue		112.040.000,00	
	3 Avian influenza		4.919.000,00	
	4 TSE/BSE and scrapie		58.469.000,00	
	5 Salmonella		18.646.000,00	
17.040201	Other measures in the veterinary, animal welfare and public-health field	18.402.027,35	18.116.450,32	285.577,03
	1 OIE conferences		357.919,51	
	2 Purchase FMD antigens		4.845.950,00	
	3 Purchase PPR vaccines		1.500.000,00	
	4 IT (TRACES, ADNS, ...)		3.154.988,32	
	5 Communication		6.177.076,49	
	6 Study salmonella breeding pigs		131.500,00	
	7 Evaluation animal welfare policy and animal welfare in transport		399.005,00	
	8 EU FMD trust fund		1.550.011,00	
17.040301	Emergency fund for veterinary complaints and other diseases of animal contaminations which are a risk to public health	14.095.235,31	14.095.235,31	0,00
	1 Newcastle disease		357.971,08	
	2 Classical swine fever		44.358,84	
	3 Maladie vésiculeuse du porc		7.645.839,49	
	4 Bluetongue 2007		350.183,00	
	5 Avian influenza		893.303,57	
	6 Avian influenza		3.003.579,33	
	7 Rabies Kaliningrad		1.800.000,00	
17.040303	Preparatory action	4.000.000,00	4.000.000,00	0,00
	1 Control post animal welfare		4.000.000,00	
17.040401	Plant-health measures - Expenditure on operational management	17.175.919,84	16.849.399,94	326.519,90
	1 Solidarité		14.920.976,00	
	2 IT		681.883,94	
	3 Better training for safer food		999.880,00	
	4 Poseidom		246.660,00	
17040701	Food and feed control Expenditure on operational management	25.926.817,50	25.926.308,23	509,27
	1 IT and communication		779.490,73	
	2 Lab. Comm. de référence risques biologiques		4.542.224,00	
	3 Lab. Comm. de référence résidus		4.532.000,00	
	4 Lab. Comm. de référencesanté animale		3.760.000,00	
	5 Better training for safer food		12.312.593,50	
<b>TOTAL TITLE 17 - EAGF 2009 EXPENDITURE *</b>			<b>362.555.919,17</b>	

\* Crédits source C1: Initial Budget Commitment Appropriations + Amending Budgets + Transfers. Assigned revenu (C4, C5) non included



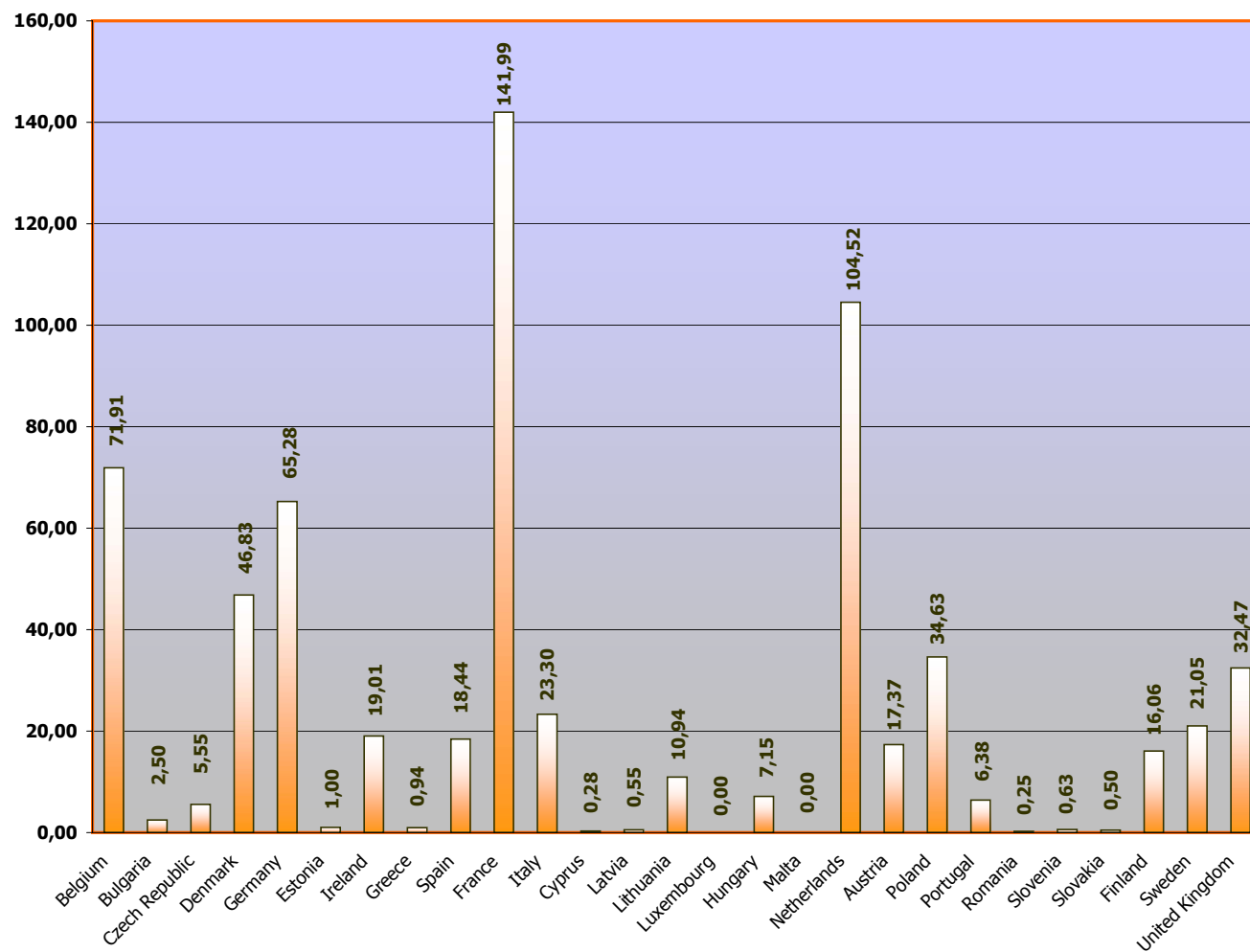


ANNEX 14

EXPENDITURE FOR EXPORT REFUNDS BY MEMBER STATE - 2009 Financial year - In EUR million

Commitment Appropriations

Member State - EU 27	2009
Belgium	71,91
Bulgaria	2,50
Czech Republic	5,55
Denmark	46,83
Germany	65,28
Estonia	1,00
Ireland	19,01
Greece	0,94
Spain	18,44
France	141,99
Italy	23,30
Cyprus	0,28
Latvia	0,55
Lithuania	10,94
Luxembourg	-
Hungary	7,15
Malta	-
Netherlands	104,52
Austria	17,37
Poland	34,63
Portugal	6,38
Romania	0,25
Slovenia	0,63
Slovakia	0,50
Finland	16,06
Sweden	21,05
United Kingdom	32,47
<b>TOTAL Export Refunds Expenditure</b>	<b>649,534</b>



ANNEX 15

EXPENDITURE for INTERVENTION in STORAGE

Commitment Appropriations

in Million Euro

PRODUCTS	TOTAL STORAGE	TOTAL PRIVATE STORAGE	TOTAL PUBLIC STORAGE	PUBLIC STORAGE (Details)					
				Technical costs	Financial costs	Difference between purchase and sales price	DEPRECIATIONS		
							Total depreciation	Purchase depreciation	Complementary depreciation end of the exercise
a = b + c	b	c = d+e+f+g	d	e	f	g = h + i	h	i	
<b>CEREALS</b>	<b>24,08</b>	<b>0,00</b>	<b>24,08</b>	<b>15,23</b>	<b>3,59</b>	<b>-0,26</b>	<b>5,53</b>	<b>0,00</b>	<b>5,53</b>
BREAD MAKING QUALITY WHEAT	1,28		1,28	0,65	0,16	0,00	0,47	0,00	0,47
BARLEY	15,24		15,24	9,08	1,94	0,01	4,21		4,21
RYE	0,00		0,00				0,00		
MAIZE	7,55		7,55	5,50	1,48	-0,28	0,85		0,85
SORGHUM	0,00		0,00	0,00	0,00	0,00	0,00		0,00
<b>RICE</b>	<b>0,00</b>	<b>0,00</b>	<b>0,00</b>						
<b>SUGAR</b>	<b>-32,37</b>	<b>0,00</b>	<b>-32,37</b>	<b>3,05</b>	<b>2,16</b>	<b>-37,96</b>	<b>0,39</b>	<b>0,00</b>	<b>0,39</b>
WHITE SUGAR	-30,91	0,00	-30,91	2,99	2,12	-36,42	0,39		0,39
RAW SUGAR	-1,46	0,00	-1,46	0,06	0,03	-1,55	0,00		
<b>OIL CROPS</b>	<b>0,00</b>	<b>0,00</b>	<b>0,00</b>						
<b>FIBRE FLAX AND HEMP</b>	<b>0,41</b>	<b>0,41</b>	<b>0,00</b>						
<b>FRUIT AND VEGETABLES</b>	<b>0,03</b>	<b>0,03</b>	<b>0,00</b>						
<b>PRODUCTS OF THE WINE-GROWING SECTOR/ ALCOHOL</b>	<b>70,84</b>	<b>41,29</b>	<b>29,55</b>	<b>8,39</b>	<b>4,16</b>	<b>4,25</b>	<b>12,74</b>	<b>3,64</b>	<b>9,10</b> <sup>(1)</sup>
<b>TOBACCO</b>	<b>0,00</b>	<b>0,00</b>	<b>0,00</b>						
<b>MILK PRODUCTS</b>	<b>106,84</b>	<b>37,67</b>	<b>69,17</b>	10,75	4,59	0,06	53,77	0,00	53,77
SKIMMED MILK	60,64		60,64	6,71	1,70	0,05	52,18		52,18
BUTTER AND CREAM	26,10	17,57	8,53	4,04	2,89	0,01	1,59		1,59
CHEESE	20,10	20,10	0,00				0,00		
<b>BEEF MEAT</b>	<b>0,00</b>	<b>0,00</b>	<b>0,00</b>				0,00		
<b>PORK MEAT</b>	<b>3,62</b>	<b>3,62</b>	<b>0,00</b>				0,00		
<b>FISHERY PRODUCTS</b>	<b>0,00</b>	<b>0,00</b>	<b>0,00</b>				0,00		
<b>TOTAL</b>	<b>173,441</b>	<b>83,01</b>	<b>90,43</b>	<b>37,41</b>	<b>14,50</b>	<b>-33,91</b>	<b>72,43</b>	<b>3,64</b>	<b>68,79</b>

(1) The amounts are broken down as follows:  
 Results on sales  
 Depreciation

Public alcohol

4,28 mio-euro  
 12,74 mio-euro

Mixed alcohol

-0,02 mio-euro  
 0,00 mio-euro





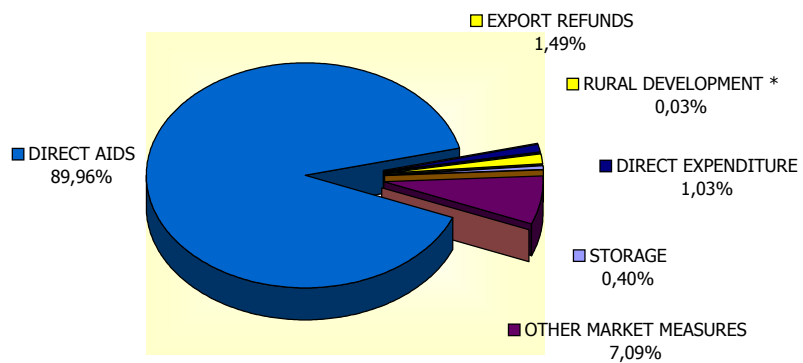
ANNEX 17

BREAKDOWN of 2009 EAGF EXPENDITURE

Commitment Appropriations

In EUR million

2009 EAGF EXPENDITURE	TOTAL	EXPORT REFUNDS		STORAGE		OTHER MARKET MEASURES		DIRECT AIDS		DIRECT EXPENDITURE		RURAL DEVELOPMENT *	
		<b>43.454,05</b>	<b>649,53</b>	1,49%	<b>173,44</b>	0,40%	<b>3.083,48</b>	7,10%	<b>39.113,92</b>	90,01%	<b>446,96</b>	1,03%	<b>-13,28</b>



**ANNEX 18**

**EAGF 2009 EXPENDITURE BY SECTOR according to the economic nature of the measures**

In EUR million

MEASURE	TOTAL EXPENDITURE	%	EXPORT REFUNDS	%	STORAGE	%	DIRECT AIDS	%	OTHER MEASURES	%
SPS - Single Payment Scheme	28.805,562	66,29%	-	-	-	-	28.805,562	73,65%	-	-
SAPS - Single Area Payment Scheme	3.723,437	8,57%	-	-	-	-	3.723,437	9,52%	-	-
Separate SUGAR Payment	252,936	0,58%	-	-	-	-	252,936	0,65%	-	-
Separate FRUIT AND VEGETABLES Payment	12,161	0,03%	-	-	-	-	12,161	0,03%	-	-
OTHER DIRECT AIDS	5.777,592	13,30%	-	-	-	-	5.777,592	14,77%	-	-
ADDITIONAL AMOUNTS OF AID	542,232	1,25%	-	-	-	-	542,232	1,39%	-	-
CEREALS	65,063	0,15%	0,854	0,13%	24,079	13,88%	-	-	40,129	1,14%
SUGAR	146,955	0,34%	179,111	27,58%	-32,370	-18,66%	-	-	0,214	0,01%
OLIVE OIL	54,486	0,13%	-0,006	0,00%	-	-	-	-	54,492	1,55%
DRIED FODDER	126,555	0,29%	-	-	-	-	-	-	126,555	3,60%
FLAX AND HEMP	21,016	0,05%	-	-	0,407	0,23%	-	-	20,609	0,59%
COTTON	0,097	0,00%	-	-	-	-	-	-	0,097	0,00%
FRUITS AND VEGETABLES	793,663	1,83%	5,165	0,80%	0,028	0,02%	-	-	788,471	22,42%
PRODUCTS OF THE WINE-GROWING SECTOR	1.311,716	3,02%	7,344	1,13%	70,843	40,85%	-	-	1.233,529	35,07%
TOBACCO	1,128	0,00%	-	-	-	-	-	-	1,128	0,03%
RICE	-0,032	0,00%	-0,032	0,00%	-	-	-	-	0,000	0,00%
MILK AND MILK PRODUCTS	370,613	0,85%	181,100	27,88%	106,837	61,60%	-	-	82,676	2,35%
BEEF AND VEAL	59,343	0,14%	31,640	4,87%	0,000	0,00%	-	-	27,704	0,79%
SHEEPM EAT AND GOATMEAT	0,000	0,00%	-	-	-	-	-	-	0,000	0,00%
PIGMEAT, EGGS, POULTRY and BEEKEEPING	196,490	0,45%	154,653	23,81%	3,616	2,08%	-	-	38,220	1,09%
FISH	29,416	0,07%	-	-	-	-	-	-	29,416	0,84%
NON-ANNEX I PRODUCTS	89,684	0,21%	89,684	13,81%	-	-	-	-	0,000	0,00%
FOOD PROGRAMMES	477,912	1,10%	0,021	0,00%	-	-	-	-	477,890	13,59%
POSEI	224,271	0,52%	-	-	-	-	-	-	224,271	6,38%
RURAL DEVELOPMENT (ex-EAGGF Guarantee Section)	-13,282	-0,03%	-	-	-	-	-	-	-13,282	-0,38%
POLICY STRATEGY AND COORDINATION	38,144	0,09%	-	-	-	-	-	-	38,144	1,08%
AUDIT OF AGRICULTURAL EXPENDITURE	-108,686	-0,25%	-	-	-	-	-	-	-108,686	-3,09%
SETTLEMENT OF DISPUTES	35,472	0,08%	-	-	-	-	-	-	35,472	1,01%
PROMOTION ACTIONS	47,426	0,11%	-	-	-	-	-	-	47,426	1,35%
VETERINARY MEASURES	364,349	0,84%	-	-	-	-	-	-	364,349	10,36%
OTHER MEASURES / OTHER PRODUCTS (3)	8,337	0,02%	-	-	-	-	-	-	8,337	0,24%
Sub-total FUND SOURCE C1 Expenditure (*)	41.408,174	-	487,068	-	89,706	-	37.778,700	-	3.052,701	-
Sub-total FUND SOURCE C4 Expenditure (**)	569,768	-	162,466	-	83,735	-	204,845	-	118,722	-
Sub-total FUND SOURCE C5 Expenditure (***)	1.476,112	-	0,000	-	0,000	-	1.130,374	-	345,737	-
<b>TOTAL 2009 EAGF EXPENDITURE</b>	<b>43.454,054</b>		<b>649,534</b>		<b>173,441</b>		<b>39.113,919</b>		<b>3.517,160</b>	
Sugar Restructuring Fund (**) (****) (****)	3.017,690	-	-	-	-	-	-	-	3.017,690	-
<b>TOTAL 2009 EXPENDITURE</b>	<b>46.471,744</b>		<b>649,534</b>		<b>173,441</b>		<b>39.113,919</b>		<b>6.534,850</b>	

(\*) EAGF 2009 EXPENDITURE funded by initial budget appropriations - Fund source C1.

(\*\*) EAGF 2009 EXPENDITURE funded by assigned revenue collected in 2009 - Fund source C4.

(\*\*\*) EAGF 2009 EXPENDITURE funded by assigned revenue carried over from 2008 - Fund source C5.

(\*\*\*\*) Payments made on the basis of the assigned revenue foreseen in article 11 of Regulation 320/2006 (Temporary restructuring amounts in the sugar sector)

(1) % Total EAGF expenditure

(2) % Total Sector expenditure

(3) Other measures (05 02 11 99) & Support of administrative expenditure Agriculture Policy Area (05 01 04 01)

**ANNEX 19**

**QUANTITIES AND VALUE OF THE PRODUCTS IN THE PUBLIC INTERVENTION STORES OF THE INTERVENTION AGENCIES (\*)**

PRODUCTS	Situation at 30.09.2007 (1)			Situation at 30.09.2008 (1)			Situation at 30.09.2009 (1)		
	Quantities (tonnes)	Accounting value (Mio €) (2)	% of the accounting value	Quantities (tonnes)	Accounting value (Mio €)	% of the accounting value	Quantities (tonnes)	Accounting value (Mio €)	% of the accounting value
Bread making quality wheat	152.066	13,55	2,8%	37	0,00	0,0%	76.703	7,91	1,0%
Barley	0	0,00	0,0%	0	0,00	0,0%	925.343	94,44	11,9%
Rye	35	0,00	0,0%	0	0,00	0,0%	0	0,00	0,0%
Sorghum	0	0,00	0,0%	0	0,00	0,0%	502	0,05	0,0%
Maize	1.218.219	118,19	24,5%	49.717	4,88	2,2%	556.118	56,51	7,1%
Rice	0	0,00	0,0%	0	0,00	0,0%	0	0,00	0,0%
<b>Total cereals/ rice</b>	<b>1.370.320</b>	<b>131,74</b>	<b>27,3%</b>	<b>49.754</b>	<b>4,89</b>	<b>2,2%</b>	<b>1.558.665</b>	<b>158,91</b>	<b>19,9%</b>
Skimmed milk powder	0	0,00	0,0%	0	0,00	0,0%	265.671	395,85	49,7%
Butter	0	0,00	0,0%	0	0,00	0,0%	78.704	171,43	21,5%
<b>Total milk products</b>	<b>0</b>	<b>0,00</b>	<b>0,0%</b>	<b>0</b>	<b>0,00</b>	<b>0,0%</b>	<b>344.375</b>	<b>567,28</b>	<b>71,2%</b>
White sugar	595.666	216,77	44,9%	325.256	108,76	49,2%	34.832	11,23	1,4%
Row sugar	56.357	13,63	2,8%	10.902	2,64	1,2%	0	0,00	0,0%
<b>Total sugar</b>	<b>652.023</b>	<b>230,39</b>	<b>47,7%</b>	<b>336.158</b>	<b>111,40</b>	<b>50,4%</b>	<b>34.832</b>	<b>11,23</b>	<b>1,4%</b>
Beef meat in quarters	0	0,00	0,0%	0	0,00	0,0%	0	0,00	0,0%
Boned beef meat (3)	0	0,00	0,0%	0	0,00	0,0%	0	0,00	0,0%
<b>Total beef meat (3)</b>	<b>0,0</b>	<b>0,00</b>	<b>0,0%</b>	<b>0,0</b>	<b>0,00</b>	<b>0,0%</b>	<b>0,0</b>	<b>0,00</b>	<b>0,0%</b>
Alcohol (hl)	2.860.789	120,42	25,0%	2.499.173	104,74	47,4%	1.612.092	59,53	7,5%
<b>TOTAL</b>		<b>482,55</b>	<b>100,0%</b>		<b>221,02</b>	<b>100,0%</b>		<b>796,96</b>	<b>100,0%</b>

(\*) The complementary depreciations at the end of the exercise are included

(1) Regulations (EC) Nos 883/2006, 884/2006 & 885/2006 provide that the 2nd category of expenditure to be declared under a budget year is calculated on the basis of the intervention operations in the period from 01/10/N to 30/09/N+1

(2) The value of the Euro was obtained by applying to the carry-over value fixed in national currency, the budgetary rates valid for conversion of expenditure for the month of September.

(3) Quantities expressed in carcass equivalent.

ANNEX 20

EVOLUTION OF EUROPEAN AGRICULTURAL GUARANTEE FUND EXPENDITURE BY ARTICLE - 2007 to 2009 FINANCIAL YEARS

Commitment Appropriations

In EUR million

Budget Line	MEASURE	2007	2008	2009
05 01 04	Support expenditure of Policy Area Agriculture and Rural Development	6,44	7,80	7,76
<b>05 01</b>	<b>ADMINISTRATIVE AGRICULTURAL EXPENDITURE</b>	<b>6,44</b>	<b>7,80</b>	<b>7,76</b>
05 02 01	Cereals	-133,32	-51,30	65,06
05 02 02	Rice	-0,70	0,00	-0,03
05 02 03	Refunds on non-Annex 1 products	185,16	118,12	89,68
05 02 04	Food programmes	249,21	345,05	477,91
05 02 05	Sugar	455,46	475,56	146,96
05 02 06	Olive oil	64,40	45,15	54,49
05 02 07	Textile plants	20,05	20,99	21,11
05 02 08	Fruit and vegetables	1.249,85	1.153,04	793,66
05 02 09	Products of the wine-growing sector	1.453,07	1.170,00	1.311,72
05 02 10	Promotion	50,60	53,19	47,43
05 02 11	Other plant products/measures	363,46	375,42	352,53
05 02 12	Milk and milk products	638,19	147,99	370,61
05 02 13	Beef and veal	98,28	47,23	59,34
05 02 14	Sheepmeat and goatmeat	0,03	0,00	0,00
05 02 15	Pigmeat, eggs and poultry, bee-keeping and other animal products	173,83	258,87	196,49
05 02 99	Irregularities (Intervention on agricultural markets)	<b>0,00</b>	-	0,00
<b>05 02</b>	<b>INTERVENTIONS IN AGRICULTURAL MARKETS</b>	<b>4.867,56</b>	<b>4.159,30</b>	<b>3.986,97</b>
05 03 01	Decoupled direct aids	30.369,05	31.414,47	32.794,10
05 03 02	Other direct aids	6.260,80	5.620,41	5.777,59
05 03 03	Additional amounts of aid	434,04	533,70	542,23
05 03 04	Ancillary direct aids (outstanding balances, small producers, agrimonetary aids, etc.)	-18,06	-	0,00
05 03 99	Irregularities (Agricultural direct aids)	<b>0,00</b>	-	0,00
<b>05 03</b>	<b>DIRECT AIDS</b>	<b>37.045,83</b>	<b>37.568,58</b>	<b>39.113,92</b>
05 04 01	Rural development financed by the EAGGF Guarantee Section — Completion of earlier programmes (2000 to 2006)	-30,03	-14,05	-13,28
05 04 03	Other measures	0,00	0,00	0,00
05 04 04	Transitional instrument for the financing of Rural Development by the EAGGF Guarantee Section for the new Member States. Completion of programmes (2004 to 2006)	0,00	-	0,00
<b>05 04</b>	<b>RURAL DEVELOPMENT (by ex-EAGGF Guarantee Section)</b>	<b>-30,03</b>	<b>-14,05</b>	<b>-13,28</b>
05 07 01	Control of agricultural expenditure	-90,54	-29,52	-108,69
05 07 02	Settlement of disputes	0,01	0,21	35,47
<b>05 07</b>	<b>AUDIT OF AGRICULTURAL EXPENDITURE</b>	<b>-90,54</b>	<b>-29,30</b>	<b>-73,21</b>
05 08 01	Farm Accountancy Data Network (FADN)	12,91	12,68	13,51
05 08 02	Surveys on the structure of agricultural holdings	16,23	8,40	15,25
05 08 03	Restructuring of systems for agricultural surveys	1,34	1,90	1,46
05 08 06	Enhancing public awareness of the common agricultural policy	5,75	6,39	7,58
05 08 07	Completion of earlier measures in the field of information	0,00	-	0,00
05 08 08	External study on the impact of Directive 2000/36/EC of the European Parliament and of the Council	0,00	0,00	0,00
05 08 09	European Agricultural Guarantee Fund (EAGF) — Operational technical assistance	0,00	0,00	0,35
<b>05 08</b>	<b>POLICY STRATEGY &amp; COORDINATION OF AGRICULTURE &amp; RURAL DEVELOPMENT POLICY AREA</b>	<b>36,24</b>	<b>29,37</b>	<b>38,14</b>
11 02 01	Intervention in fishery products	10,63	14,92	14,42
11 02 02	Irregularities (Fisheries markets)	0,00	-	0,00
11 02 03	Fisheries programme for the outermost regions	14,49	36,83	15,00
<b>11 02</b>	<b>FISHERIES MARKETS</b>	<b>25,12</b>	<b>51,75</b>	<b>29,42</b>
17 01 04	Support expenditure for veterinary operations	0,87	1,95	2,07
<b>17 01</b>	<b>ADMINISTRATIVE VETERINARY EXPENDITURE</b>	<b>0,87</b>	<b>1,95</b>	<b>2,07</b>
17 03 02	Community tobacco fund - Direct payments by the European Union	13,50	16,84	16,00
<b>17 03</b>	<b>PUBLIC HEALTH</b>	<b>13,50</b>	<b>16,84</b>	<b>16,00</b>
17 04 01	Animal disease eradication and monitoring programmes and monitoring of the physical conditions of animals that could pose a public health risk linked to an external factor	203,98	184,45	267,29
17 04 02	Other measures in the veterinary, animal welfare and public health field	14,05	13,60	18,12
17 04 03	Emergency fund for veterinary complaints and other animal contaminations which are a risk to public health	9,46	163,99	18,10
17 04 04	Plant-health measures	1,46	5,90	16,85
17 04 05	Other measures	0,00	0,00	0,00
17 04 07	Feed and food safety and related activities	16,94	21,02	25,93
<b>17 04</b>	<b>FOOD SAFETY, ANIMAL HEALTH, ANIMAL WELFARE AND PLANT HEALTH</b>	<b>245,89</b>	<b>388,96</b>	<b>346,27</b>
<b>TOTAL EAGF EXPENDITURE</b>		<b>42.120,87</b>	<b>42.181,20</b>	<b>43.454,05</b>
<b>Of which :</b>				
EXPENDITURE funded by budget current financial year appropriations - Fund source C1		42.119,71	40.934,19	41.408,17
EXPENDITURE funded by assigned revenue collected in current financial year - Fund source C4		1,16	87,47	569,77
EXPENDITURE funded by assigned revenue carried over from previous financial year - Fund source C5		-	1.159,54	1.476,11
05 02 16	Sugar Restructuring Fund (*)	551,44	1.284,10	3.017,69
<b>TOTAL EXPENDITURE</b>		<b>42.672,31</b>	<b>43.465,30</b>	<b>46.471,74</b>

(\*) Payments made on the basis of the assigned revenue foreseen in article 11 of Regulation 320/2006 (Temporary restructuring amounts in the sugar sector)

**ANNEX 21**

**EVOLUTION OF EAGF EXPENDITURE BY SECTOR AND TYPE OF ACTION - 2007 to 2009 Financial years**

*In EUR million*

SECTOR AND TYPE OF ACTION	2007	2008	2009
<b><u>DIRECT AIDS</u></b>			
<b>DECOUPLED DIRECT AIDS</b>	<b>30.369,054</b>	<b>31.414,469</b>	<b>32.794,095</b>
SPS - Single Payment Scheme	28.119,327	28.233,837	28.805,562
SAPS - Single Area Payment Scheme	2.082,983	2.974,387	3.723,437
Separate SUGAR Payment	166,744	206,245	252,936
Separate FRUIT AND VEGETABLES Payment	-	-	12,161
<b>OTHER DIRECT AIDS</b>	<b>6.260,802</b>	<b>5.620,408</b>	<b>5.777,592</b>
<b>ADDITIONAL AMOUNTS OF AID</b>	<b>434,037</b>	<b>533,700</b>	<b>542,232</b>
<b>ANCILLARY DIRECT AIDS</b>	<b>-18,063</b>	<b>-</b>	<b>-</b>
<b>Sub-total DIRECT AIDS</b>	<b>37.045,830</b>	<b>37.568,577</b>	<b>39.113,919</b>
<b><u>INTERVENTION IN AGRICULTURAL MARKETS (Including Fisheries)</u></b>			
<b>CEREALS</b>	<b>-133,319</b>	<b>-51,296</b>	<b>65,063</b>
- Export refunds	41,800	9,701	0,854
- Storage	-225,827	-100,728	24,079
- Market measures and other interventions	50,708	39,732	40,129
<b>SUGAR</b>	<b>455,464</b>	<b>475,556</b>	<b>146,955</b>
- Export refunds	509,342	501,339	179,111
- Storage	-87,052	-26,747	-32,370
- Market measures and other interventions	33,174	0,965	0,214
<b>OLIVE OIL</b>	<b>64,398</b>	<b>45,145</b>	<b>54,486</b>
- Export refunds	0,188	-	-0,006
- Storage	-	0,013	-
- Market measures and other interventions	64,211	45,133	54,492
<b>FLAX AND HEMP</b>	<b>19,887</b>	<b>20,990</b>	<b>21,016</b>
- Export refunds	-	-	-
- Storage	0,562	1,873	0,407
- Market measures and other interventions	19,326	19,117	20,609
<b>COTTON</b>	<b>0,161</b>	<b>-</b>	<b>0,097</b>
- Market measures and other interventions	0,161	-	0,097
<b>FRUITS AND VEGETABLES</b>	<b>1.249,851</b>	<b>1.153,035</b>	<b>793,663</b>
- Export refunds	21,744	18,595	5,165
- Storage	0,412	0,093	0,028
- Market measures and other interventions	1.227,695	1.134,347	788,471
<b>PRODUCTS OF THE WINE-GROWING SECTOR</b>	<b>1.453,068</b>	<b>1.170,002</b>	<b>1.311,716</b>
- Export refunds	14,029	14,538	7,344
- Storage	242,156	202,149	70,843
- Market measures and other interventions	1.196,884	953,316	1.233,529
<b>TOBACCO</b>	<b>7,599</b>	<b>6,280</b>	<b>1,128</b>
- Market measures and other interventions	7,599	6,280	1,128
<b>RICE</b>	<b>-0,702</b>	<b>-</b>	<b>-0,032</b>
- Export refunds	0,052	-	-0,032
- Storage	-0,754	-	-
- Market measures and other interventions	-	-	0,000
<b>OTHER PRODUCTS / OTHER MEASURES <sup>(1)</sup></b>	<b>154,636</b>	<b>136,464</b>	<b>127,137</b>
- Export refunds	-	-	-
- Storage	-	-	-
- Market measures and other interventions	154,636	136,464	127,137
<b>MILK AND MILK PRODUCTS</b>	<b>638,190</b>	<b>147,994</b>	<b>370,613</b>
- Export refunds	513,378	28,832	181,100
- Storage	-36,203	33,891	106,837
- Market measures and other interventions	161,015	85,271	82,676

**ANNEX 21**

**EVOLUTION OF EAGF EXPENDITURE BY SECTOR AND TYPE OF ACTION - 2007 to 2009 Financial years**

*In EUR million*

SECTOR AND TYPE OF ACTION	2007	2008	2009
<b>BEEF AND VEAL</b>	<b>98,281</b>	<b>47,227</b>	<b>59,343</b>
- Export refunds	46,247	33,147	31,640
- Storage	-0,001	-0,002	0,000
- Market measures and other interventions	52,035	14,082	27,704
<b>SHEEPMEAT AND GOATMEAT</b>	<b>0,026</b>	<b>-</b>	<b>0,000</b>
- Export refunds	-	-	-
- Storage	-	-	-
- Market measures and other interventions	0,026	-	0,000
<b>PIGMEAT, EGGS AND POULTRY</b>	<b>173,826</b>	<b>258,874</b>	<b>196,490</b>
- Export refunds	111,167	200,546	154,653
- Storage	-	37,007	3,616
- Market measures and other interventions	62,659	21,321	38,220
<b>FISH</b>	<b>25,119</b>	<b>51,752</b>	<b>29,416</b>
- Export refunds	-	-	-
- Storage	-	-	-
- Direct Payments reserved for EAGF - Others	25,119	51,752	29,416
<b>Sub-total INTERVENTION IN AGRICULTURAL MARKETS</b>	<b>4.206,485</b>	<b>3.462,025</b>	<b>3.177,091</b>
<b>OTHER MEASURES EXPENDITURE</b>			
<b>NON-ANNEX I PRODUCTS - Export refunds</b>	<b>185,160</b>	<b>118,121</b>	<b>89,684</b>
<b>FOOD PROGRAMES</b>	<b>249,209</b>	<b>345,047</b>	<b>477,912</b>
- Food aid (Export refunds)	1,564	0,630	0,021
- Programmes for deprived persons (Others)	247,646	344,417	477,890
<b>POSEI</b>	<b>201,226</b>	<b>232,679</b>	<b>224,271</b>
- Storage	-	0,353	-
- Other measures and interventions	201,226	232,327	224,271
<b>RURAL DEVELOPMENT (financed by ex-EAGGF Guarantee Section)</b>	<b>-30,033</b>	<b>-14,052</b>	<b>-13,282</b>
<b>POLICY STRATEGY AND COORDINATION OF AGRICULTURE &amp; RD P.A.</b>	<b>36,239</b>	<b>29,369</b>	<b>38,144</b>
<b>AUDIT OF AGRICULTURAL EXPENDITURE - (ex-subheading 1a)</b>	<b>-93,771</b>	<b>-29,517</b>	<b>-108,686</b>
<b>AUDIT OF AGRICULTURAL EXPENDITURE - (ex-subheading 1b)</b>	<b>3,228</b>	<b>-</b>	<b>-</b>
<b>SETTLEMENT OF DISPUTES</b>	<b>0,008</b>	<b>0,215</b>	<b>35,472</b>
<b>PROMOTION AND INFORMATION ACTIONS</b>	<b>50,597</b>	<b>53,185</b>	<b>47,426</b>
Payments by Member States	47,873	49,431	46,514
Direct Payments by the European Community	2,724	3,754	0,911
<b>VETERINARY MEASURES</b>	<b>260,259</b>	<b>407,751</b>	<b>364,349</b>
<b>OTHER MEASURES (2)</b>	<b>6,436</b>	<b>7,798</b>	<b>7,756</b>
<b>Sub-total OTHER MEASURES EXPENDITURE</b>	<b>868,557</b>	<b>1.150,595</b>	<b>1.163,044</b>

<b>TOTAL EAGF EXPENDITURE</b>	<b>42.120,871</b>	<b>42.181,197</b>	<b>43.454,054</b>
<b>SUGAR RESTRUCTURING FUND (3)</b>	551,436	1.284,100	3.017,690
<b>TOTAL EXPENDITURE</b>	<b>42.672,307</b>	<b>43.465,297</b>	<b>46.471,744</b>

(1) 'Dried Fooder' and 'Other measures Plant products'

(2) Support of administrative expenditure Agriculture and Rural Development Policy Area

(3) Payments made on the basis of the assigned revenue foreseen in article 11 of Regulation 320/2006. Temporary restructuring amounts in the sugar sector

**DIRECTORATE-GENERAL FOR AGRICULTURE AND RURAL DEVELOPMENT**  
**Directorate I. Management of resources**  
**I.1. Budget management**  
**EAGF - 2009 FINANCIAL REPORT**

EAGF - EUROPEAN AGRICULTURAL GUARANTEE FUND

ANNEX 22

EVOLUTION OF EAGF EXPENDITURE BY SECTOR - Summary table  
2007 to 2009 Financial years\*

In EUR million

SECTOR	2007	2008	2009
DECOUPLED DIRECT AIDS	30.369,054	31.414,469	32.794,095
OTHER DIRECT AIDS	6.260,802	5.620,408	5.777,592
ADDITIONAL AMOUNTS OF AID	434,037	533,700	542,232
ANCILLARY DIRECT AIDS	-18,063	-	-
CEREALS	-133,319	-51,296	65,063
SUGAR	455,464	475,556	146,955
OLIVE OIL	64,398	45,145	54,486
FLAX AND HEMP	19,887	20,990	21,016
COTTON	0,161	-	0,097
FRUITS AND VEGETABLES	1.249,851	1.153,035	793,663
PRODUCTS OF THE WINE-GROWING SECTOR	1.453,068	1.170,002	1.311,716
TOBACCO	7,599	6,280	1,128
RICE	-0,702	-	-0,032
OTHER PRODUCTS / OTHER MEASURES (1)	154,636	136,464	127,137
MILK AND MILK PRODUCTS	638,190	147,994	370,613
BEEF AND VEAL	98,281	47,227	59,343
SHEEPMEAT AND GOATMEAT	0,026	-	0,000
PIGMEAT, EGGS AND POULTRY	173,826	258,874	196,490
FISH	25,119	51,752	29,416
NON-ANNEX I PRODUCTS	185,160	118,121	89,684
FOOD PROGRAMMES	249,209	345,047	477,912
POSEI	201,226	232,679	224,271
RURAL DEVELOPMENT (financed by ex-EAGGF Guarantee Section)	-30,033	-14,052	-13,282
POLICY STRATEGY AND COORDINATION OF AGRICULTURE & RD P.A.	36,239	29,369	38,144
AUDIT OF AGRICULTURAL EXPENDITURE- ( ex-subheading 1a)	-93,771	-29,517	-108,686
AUDIT OF AGRICULTURAL EXPENDITURE- (ex-subheading 1b)	3,228	-	-
SETTLEMENT OF DISPUTES	0,008	0,215	35,472
PROMOTION AND INFORMATION ACTIONS	50,597	53,185	47,426
VETERINARY MEASURES	260,259	407,751	364,349
OTHER MEASURES (2)	6,436	7,798	7,756
<b>TOTAL EAGF 2007 EXPENDITURE</b>	<b>42.120,871</b>	<b>42.181,197</b>	<b>43.454,054</b>
SUGAR RESTRUCTURING FUND (3)	551,436	1.284,100	3.017,690
<b>TOTAL 2007 EXPENDITURE</b>	<b>42.672,307</b>	<b>43.465,297</b>	<b>46.471,744</b>

(\*) Includes amounts paid from assigned revenue to EAGF. Fund sources C4 & C5

(1) 'Dried Fooder' and 'Other measures Plant products'

(2) Support of administrative expenditure Agriculture and Rural Development Policy Area

(3) Payments made on the basis of the assigned revenue foreseen in article 11 of Regulation 320/2006. Temporary restructuring amounts in the sugar sector



**ANNEX 23**

**EVOLUTION OF EUROPEAN AGRICULTURAL GUARANTEE FUND EXPENDITURE BY SECTOR (2003 to 2009 Financial years) (\*)**

In EUR million and in %

SECTOR	2003		2004		2005		2006		2007		2008		2009	
	MIO Euro	%	MIO Euro	%	MIO Euro	%	MIO Euro	%	MIO Euro	%	MIO Euro	%	MIO Euro	%
SPS - Single Payment Scheme	-	-	-	-	-	-	14.542,0	29,2%	28.119,3	66,8%	28.233,8	66,9%	28.805,6	66,3%
SAPS - Single Area Payment Scheme	-	-	-	-	1.449,2	3,0%	1.721,3	3,5%	2.083,0	4,9%	2.974,4	7,1%	3.723,4	8,6%
Separate SUGAR Payment	-	-	-	-	-	-	-	-	166,7	0,4%	206,2	0,5%	252,9	0,6%
Separate FRUIT & VEGETABLES Payment	-	-	-	-	-	-	-	-	-	-	-	-	12,2	0,0%
Other Direct aids	-	-	-	-	-	-	-	-	6.260,8	14,9%	5.620,4	13,3%	5.777,6	13,3%
Additional amounts of aids	-	-	-	-	-	-	-	-	434,0	1,0%	533,7	1,3%	542,2	1,2%
Ancillary Direct aids (**)	-	-	-	-	-	-	-	-	-18,1	0,0%	-	-	-	-
<b>DIRECT AIDS</b>	<b>-</b>	<b>-</b>	<b>-</b>	<b>-</b>	<b>1.449,2</b>	<b>3,0%</b>	<b>16.263,3</b>	<b>32,6%</b>	<b>37.045,8</b>	<b>88,0%</b>	<b>37.568,6</b>	<b>89,1%</b>	<b>39.113,9</b>	<b>90,0%</b>
CEREALS	16.809,4	37,8%	17.296,6	38,6%	17.769,8	36,3%	8.737,1	17,5%	-133,3	-0,3%	-51,3	-0,1%	65,1	0,1%
SUGAR	1.277,4	2,9%	1.283,5	2,9%	1.651,8	3,4%	1.520,7	3,0%	455,5	1,1%	475,6	1,1%	147,0	0,3%
OLIVE OIL	2.346,4	5,3%	2.372,4	5,3%	2.311,3	4,7%	2.341,5	4,7%	64,4	0,2%	45,1	0,1%	54,5	0,1%
DRIED FODDER & GRAIN LEGUMES	388,6	0,9%	383,5	0,9%	294,3	0,6%	297,7	0,6%	154,1	0,4%	136,1	0,3%	126,6	0,3%
TEXTILE PLANTS AND SILKWORMS (1)	889,6	2,0%	851,0	1,9%	972,5	2,0%	935,6	1,9%	20,0	0,0%	21,0	0,0%	21,1	0,0%
FRUITS AND VEGETABLES	1.532,2	3,4%	1.572,9	3,5%	1.742,7	3,6%	1.656,4	3,3%	1.249,9	3,0%	1.153,0	2,7%	793,7	1,8%
PRODUCTS OF THE WINE-GROWING SECTOR	1.213,0	2,7%	1.092,0	2,4%	1.267,2	2,6%	1.487,1	3,0%	1.453,1	3,4%	1.170,0	2,8%	1.311,7	3,0%
TOBACCO	960,2	2,2%	929,3	2,1%	922,7	1,9%	828,5	1,7%	7,6	0,0%	6,3	0,0%	1,1	0,0%
OTHER PLANT PRODUCTS (2)	331,6	0,7%	299,9	0,7%	488,2	1,0%	307,8	0,6%	-0,7	0,0%	-	-	0,0	-
<b>PLANT PRODUCTS</b>	<b>25.748,4</b>	<b>57,9%</b>	<b>26.080,9</b>	<b>58,3%</b>	<b>27.420,5</b>	<b>56,0%</b>	<b>18.112,5</b>	<b>36,3%</b>	<b>3.270,5</b>	<b>7,8%</b>	<b>2.955,8</b>	<b>7,0%</b>	<b>2.520,6</b>	<b>5,8%</b>
MILK AND MILK PRODUCTS	2.796,2	6,3%	1.993,4	4,5%	2.547,5	5,2%	2.463,4	4,9%	638,2	1,5%	148,0	0,4%	370,6	0,9%
BEEF AND VEAL	8.090,9	18,2%	7.776,0	17,4%	8.176,0	16,7%	3.550,7	7,1%	98,3	0,2%	47,2	0,1%	59,3	0,1%
SHEEPMEAT AND GOATMEAT	2.082,1	4,7%	1.469,5	3,3%	1.837,3	3,8%	950,4	1,9%	0,0	0,0%	-	-	-	-
PIGMEAT, EGGS AND POULTRY	171,4	0,4%	173,2	0,4%	131,5	0,3%	101,1	0,2%	173,8	0,4%	258,9	0,6%	196,5	0,5%
OTHERS	0,0	0,0%	0,0	0,0%	-20,8	0,0%	0,0	0,0%	0,0	0,0%	0,0	0,0%	-	-
FISH	12,6	0,0%	23,9	0,1%	28,5	0,1%	25,8	0,1%	25,1	0,1%	51,8	0,1%	29,4	0,1%
<b>ANIMAL PRODUCTS</b>	<b>13.153,1</b>	<b>29,6%</b>	<b>11.436,0</b>	<b>25,5%</b>	<b>12.700,0</b>	<b>26,0%</b>	<b>7.091,4</b>	<b>14,2%</b>	<b>935,4</b>	<b>2,2%</b>	<b>505,8</b>	<b>1,2%</b>	<b>655,9</b>	<b>1,5%</b>
NON-ANNEX I PRODUCTS	430,7	1,0%	372,3	0,8%	335,4	0,7%	274,1	0,5%	185,2	0,4%	118,1	0,3%	89,7	0,2%
FOOD PROGRAMMES	252,9	0,6%	281,6	0,6%	292,1	0,6%	228,8	0,5%	249,2	0,6%	345,0	0,8%	477,9	1,1%
POSEI	234,0	0,5%	216,7	0,5%	185,4	0,4%	219,2	0,4%	201,2	0,5%	232,7	0,6%	224,3	0,5%
VETERINARY MEASURES	316,9	0,7%	360,3	0,8%	240,9	0,5%	268,6	0,5%	260,3	0,6%	407,8	1,0%	364,3	0,8%
CONTROL AND PREVENTION MEASURES (3)	26,9	0,1%	26,7	0,1%	14,2	0,0%	9,0	0,0%	5,9	0,0%	6,5	0,0%	0,0	0,0%
AUDIT OF AGRICULTURAL EXPENDITURE (1a)	-410,0	-0,9%	-508,1	-1,1%	-577,6	-1,2%	-261,0	-0,5%	-99,7	-0,2%	-36,0	-0,1%	-108,7	-0,3%
SETTLEMENT OF DISPUTES	0,0	0,0%	0,1	0,0%	0,0	0,0%	6,1	0,0%	0,0	0,0%	0,2	0,0%	35,5	0,1%
PROMOTION AND INFORMATION ACTIONS	31,3	0,1%	32,9	0,1%	37,0	0,1%	38,9	0,1%	50,6	0,1%	53,2	0,1%	47,4	0,1%
POLICY STRATEGY AND COORDINATION (4)	-	-	-	-	-	-	6,4	0,0%	36,2	0,1%	29,4	0,1%	38,1	0,1%
OTHER MEASURES (5)	-2,6	0,0%	-0,9	0,0%	3,9	0,0%	-82,1	-0,2%	6,9	0,0%	8,2	0,0%	8,3	0,0%
<b>OTHERS</b>	<b>880,1</b>	<b>2,0%</b>	<b>781,6</b>	<b>1,7%</b>	<b>531,2</b>	<b>1,1%</b>	<b>708,1</b>	<b>1,4%</b>	<b>895,9</b>	<b>2,1%</b>	<b>1.165,0</b>	<b>2,8%</b>	<b>1.176,9</b>	<b>2,7%</b>
RURAL DEVELOPMENT (6)	4.706,0	10,6%	6.481,9	14,5%	6.845,8	14,0%	7.719,3	15,5%	-30,0	-0,1%	-14,1	0,0%	-13,3	0,0%
AUDIT OF AGRICULTURAL EXPENDITURE 1b (6)	-26,4	-0,1%	-19,9	0,0%	-18,4	0,0%	-29,4	-0,1%	3,2	0,0%	-	-	-	-
<b>RURAL DEVELOPMENT (6)</b>	<b>4.679,6</b>	<b>10,5%</b>	<b>6.462,0</b>	<b>14,4%</b>	<b>6.827,4</b>	<b>14,0%</b>	<b>7.689,9</b>	<b>15,4%</b>	<b>-26,8</b>	<b>-0,1%</b>	<b>-14,1</b>	<b>0,0%</b>	<b>-13,3</b>	<b>0,0%</b>
<b>TOTAL EXPENDITURE</b>	<b>44.461,2</b>	<b>100%</b>	<b>44.760,5</b>	<b>100%</b>	<b>48.928,2</b>	<b>100%</b>	<b>49.865,2</b>	<b>100%</b>	<b>42.120,9</b>	<b>100%</b>	<b>42.181,2</b>	<b>100%</b>	<b>43.454,1</b>	<b>100%</b>

(\*) Financial years 2003 to 2006 : Total expenditure of ex-European Agricultural Guidance and Guarantee Fund, Guarantee Section - EAGGF /// Financial years 2007 to 2009 : Total expenditure of EAGF

(\*\*) Reliquats, small producers, agrimonetary aids, etc

(1) Financial year 2006 : Flax & Hemp, Cotton, Silkworms /// Financial years 2007 to 2009 : Flax & Hemp, Cotton

(2) Financial year 2006 : Rice, Seeds, Hop /// Financial years 2007 to 2009 : Rice

(3) Financial years 2006, 2007, 2008, 2009, amounts of 'Monitoring and preventive measures' of chapter 0507 (Audit of Agricultural Expenditure)

(4) Financial years 2004 & 2005, expenditure included in sector 'Promotion and Information actions'

(5) Financial year 2006, recoveries included /// Financial years 2007 to 2009 : Other measures and Support Administrative expenditure Agriculture and Rural Development Policy area

(6) Financial years 2003 to 2006 : Rural Development expenditure of ex-European Agricultural Guidance and Guarantee Fund, Guarantee Section - EAGGF /// Financial years 2007 to 2009 : Execution of Rural Development commitments (of ex EAGGF-Guarantee Section o previous financial years. (Since the Financial year 2007, Rural Development is entirely financed by the European Agricultural Fund for Rural Development - EAFRD)



**ANNEX 25**

**EAGF - EVOLUTION OF EXPENDITURE FOR DIRECT AIDS BY MEASURE**

2007 to 2009 Financial years

Commitment Appropriations

In EUR million

BUDGET LINE	MEASURE	2007	2008	2009
05 03 01 01	SPS (single payment scheme)	28.119,327	28.233,837	28.805,562
05 03 01 02	SAPS (single area payment scheme)	2.082,983	2.974,387	3.723,437
05 03 01 03	Separate sugar payment	166,744	206,245	252,936
05 03 01 04	Separate fruit and vegetables payment	-	-	12,161
05 03 01 99	Other (decoupled direct aids)	-	-	-
<b>05 03 01</b>	<b>Decoupled direct aids</b>	<b>30.369,054</b>	<b>31.414,469</b>	<b>32.794,095</b>
05 03 02 01	Crop area payments	1.488,598	1.432,236	1.448,669
05 03 02 03	Supplementary aid for durum wheat: non-traditional production zones	0,001	-	-
05 03 02 04	Supplementary aid for durum wheat: traditional production zones	55,825	46,105	49,060
05 03 02 05	Production aid for seeds	22,036	20,044	23,166
05 03 02 06	Suckler-cow premium	1.179,084	1.153,842	1.153,142
05 03 02 07	Additional suckler-cow premium	55,971	51,777	51,724
05 03 02 08	Beef special premium	99,107	90,500	90,641
05 03 02 09	Beef slaughter premium — Calves	126,518	121,005	117,618
05 03 02 10	Beef slaughter premium — Adults	235,939	224,140	221,276
05 03 02 11	Beef extensification premium	12,152	-	-
05 03 02 12	Additional payments to beef producers	4,330	-	-
05 03 02 13	Sheep and goat premium	251,685	239,900	232,869
05 03 02 14	Sheep and goat supplementary premium	78,173	74,151	72,391
05 03 02 15	Additional payments in the sheep and goat sector	0,135	-	-
05 03 02 16	Dairy premium	438,208	0,189	-
05 03 02 17	Additional payments for milk producers	198,875	0,055	-
05 03 02 18	Payments to starch potato producers	88,664	103,507	103,238
05 03 02 19	Area aid for rice	173,033	168,102	164,364
05 03 02 21	Aid for olive groves	119,276	99,410	96,040
05 03 02 22	Tobacco premium	335,542	301,423	300,612
05 03 02 23	Hops area aid	2,659	2,467	2,485
05 03 02 24	Specific quality premium for durum wheat	82,280	79,191	87,675
05 03 02 25	Protein crop premium	58,200	42,559	32,942
05 03 02 26	Area payments for nuts	89,539	86,494	92,207
05 03 02 27	Aid for energy crops	53,930	72,111	53,697
05 03 02 28	Aid for silkworms	0,608	0,548	0,446
05 03 02 29	Area aid for dried grapes	113,242	111,928	0,032
05 03 02 30	Compensatory aid for bananas	121,572	-	-
05 03 02 36	Payments for specific types of farming and quality production	419,580	422,876	428,728
05 03 02 38	Transitional aid for sugar beet growers	2,163	-	-
05 03 02 39	Additional amount for sugar beet and cane producers	17,168	25,157	22,870
05 03 02 40	Area aid for cotton	254,464	247,548	216,879
05 03 02 41	Transitional fruit and vegetables payment — Tomatoes	-	-	144,221
05 03 02 42	Transitional fruit and vegetables payment — Other products than tomatoes	-	-	149,247
05 03 02 43	Transitional soft fruit payment	-	-	7,390
05 03 02 50	POSEI — Community support programmes	63,766	372,256	375,202
05 03 02 51	POSEI — Other direct aids and earlier regimes	3,792	21,191	20,898
05 03 02 52	POSEI — Aegean Islands	13,528	16,792	16,479
05 03 02 99	Other (direct aids)	1,159	-7,096	1,385
<b>05 03 02</b>	<b>Other direct aids</b>	<b>6.260,802</b>	<b>5.620,408</b>	<b>5.777,592</b>
05 03 03 00	Additional amounts of aid	434,037	533,700	542,232
<b>05 03 03</b>	<b>Additional amounts of aid</b>	<b>434,037</b>	<b>533,700</b>	<b>542,232</b>
05 03 04 00	Ancillary direct aids (outstanding balances, small producers, agrimonetary aids)	-18,063	-	-
<b>05 03 04</b>	<b>Ancillary direct aids (outstanding balances, small producers, agrimonetary aids)</b>	<b>-18,063</b>	<b>-</b>	<b>-</b>
EXPENDITURE funded by budget current financial year appropriations - Fund source C1		37.044,668	36.771,702	37.778,700
EXPENDITURE funded by assigned revenue collected in current financial year - Fund source C4		1,162	-	204,845
EXPENDITURE funded by assigned revenue carried over from previous financial year - Fund source C5		-	796,875	1.130,374
<b>TOTAL EAGF DIRECT AIDS EXPENDITURE</b>		<b>37.045,830</b>	<b>37.568,577</b>	<b>39.113,919</b>

ANNEX 26

EVOLUTION OF EAGF DIRECT AIDS EXPENDITURE BY SECTOR

2007 to 2009 Financial years

SECTOR	2007	2008	2009
	30.803,09	31.948,17	33.336,33
<b>SPS (single payment scheme)</b>	<b>28.119,33</b>	<b>28.233,84</b>	<b>28.805,56</b>
<b>SAPS (single area payment scheme)</b>	<b>2.082,98</b>	<b>2.974,39</b>	<b>3.723,44</b>
<b>Separate sugar payment</b>	<b>166,74</b>	<b>206,25</b>	<b>252,94</b>
<b>Separate fruit and vegetables payment</b>	<b>-</b>	<b>-</b>	<b>12,16</b>
<b>Additional amounts of aid</b>	<b>434,04</b>	<b>533,70</b>	<b>542,23</b>
	6.242,74	5.620,41	5.777,59
<b>CEREALS</b>	<b>1.922,67</b>	<b>1.854,63</b>	<b>1.672,04</b>
<b>SUGAR</b>	<b>41,87</b>	<b>51,76</b>	<b>22,87</b>
<b>OLIVE OIL</b>	<b>144,97</b>	<b>126,28</b>	<b>96,04</b>
<b>FRUITS AND VEGETABLES</b>	<b>413,02</b>	<b>301,93</b>	<b>496,34</b>
<b>RICE</b>	<b>173,18</b>	<b>168,24</b>	<b>164,36</b>
<b>SEEDS</b>	<b>22,04</b>	<b>20,04</b>	<b>23,17</b>
<b>HOPS</b>	<b>2,66</b>	<b>2,47</b>	<b>2,49</b>
<b>SILKWORMS</b>	<b>0,61</b>	<b>0,55</b>	<b>0,45</b>
<b>COTTON</b>	<b>266,99</b>	<b>260,65</b>	<b>216,88</b>
<b>TOBACCO</b>	<b>344,94</b>	<b>310,45</b>	<b>300,61</b>
<b>MILK AND MILK PRODUCTS</b>	<b>655,66</b>	<b>18,78</b>	<b>0,00</b>
<b>BEEF AND VEAL</b>	<b>1.836,59</b>	<b>1.766,54</b>	<b>1.634,40</b>
<b>SHEEPMEAT AND GOATMEAT</b>	<b>350,52</b>	<b>333,63</b>	<b>305,26</b>
<b>PIGMEAT, EGGS AND POULTRY</b>	<b>-</b>	<b>-</b>	<b>-</b>
<b>POSEI</b>	<b>81,09</b>	<b>410,24</b>	<b>412,58</b>
<b>OTHER PRODUCTS</b>	<b>-14,05</b>	<b>-5,78</b>	<b>1,39</b>
<b>SPECIFIC TYPES OF FARMING &amp; QUALITY PRODUCTION *</b>	<b>-</b>	<b>-</b>	<b>428,73</b>
<b>TOTAL DIRECT AIDS</b>	<b>37.045,83</b>	<b>37.568,58</b>	<b>39.113,92</b>

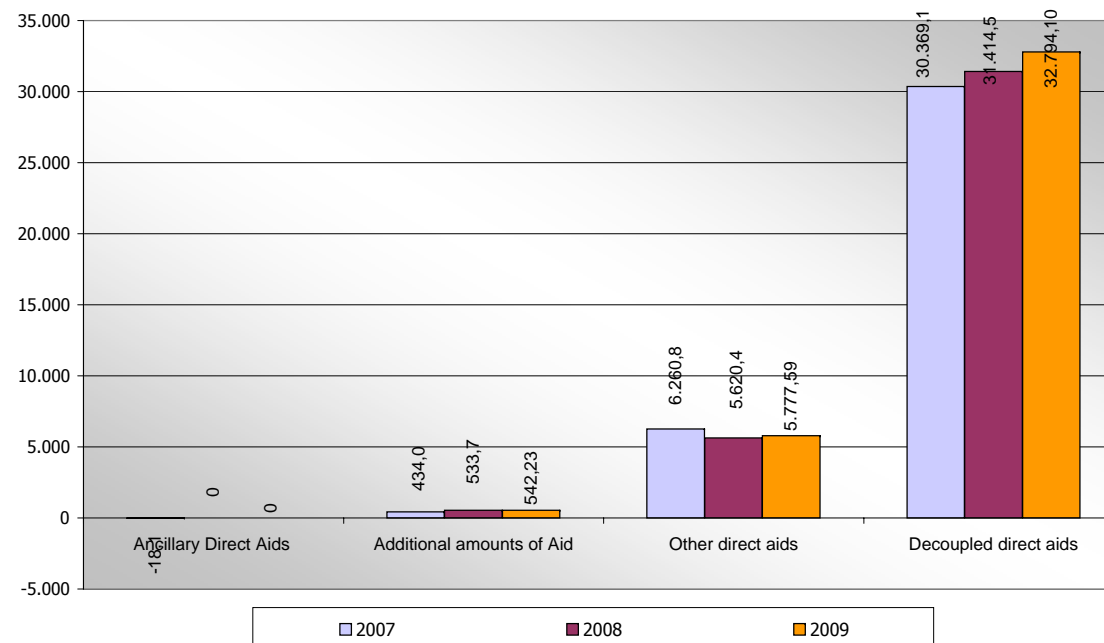
\* For Financial years 2007 and 2008, this payment amount is included in each concerned sector

**ANNEX 27**

**EVOLUTION OF EAGF DIRECT AIDS EXPENDITURE BY ARTICLE**

2007 to 2009 Financial years

BUDGETARY LINE	MEASURE	in EUR million		
		2007	2008	2009
05 03 01	Decoupled direct aids	30.369,05	31.414,47	32.794,10
05 03 02	Other direct aids	6.260,80	5.620,41	5.777,59
05 03 03	Additional amounts of aid	434,04	533,70	542,23
05 03 04	Ancillary direct aids (outstanding balances, small producers, agrimonetary aids)	-18,06	-	-
<b>TOTAL DIRECT AIDS EXPENDITURE</b>		<b>37.045,83</b>	<b>37.568,58</b>	<b>39.113,92</b>

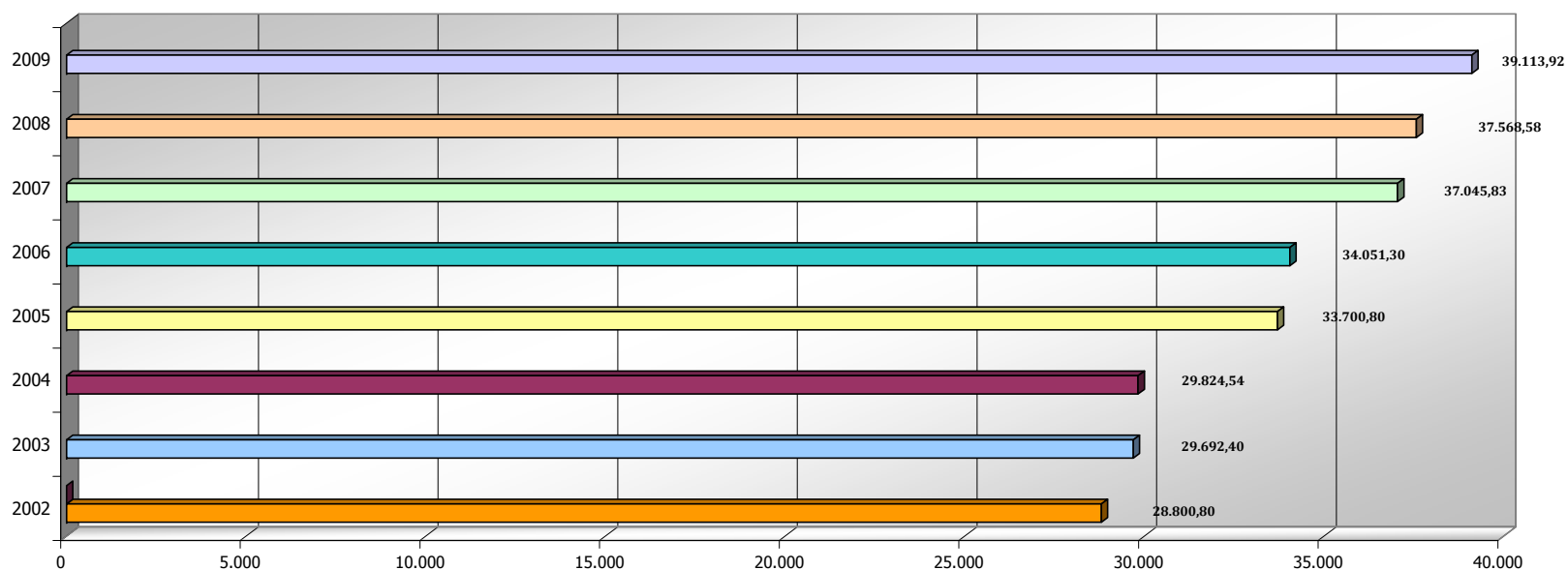


ANNEX 28

EAGF - EVOLUTION OF TOTAL EXPENDITURE FOR DIRECT AIDS - 2002 TO 2009 FINANCIAL YEARS

In EUR million

	2002	2003	2004	2005	2006	2007	2008	2009
<b>Total DIRECT AIDS EXPENDITURE</b>	<b>28.800,80</b>	<b>29.692,40</b>	<b>29.824,54</b>	<b>33.700,80</b>	<b>34.051,30</b>	<b>37.045,83</b>	<b>37.568,58</b>	<b>39.113,92</b>
<b>Of which:</b>								
(*) EXPENDITURE funded by initial budget appropriations - Fund source C1			29.824,541	33.700,800	34.051,300	37.044,668	36.771,702	37.778,700
(**) EXPENDITURE funded by assigned revenue collected in the financial year - Fund source C4			-	-	-	1,162	-	204,845
(***) EXPENDITURE funded by assigned revenue carried over previous financial year - Fund source C5			-	-	-	-	796,875	1.130,374



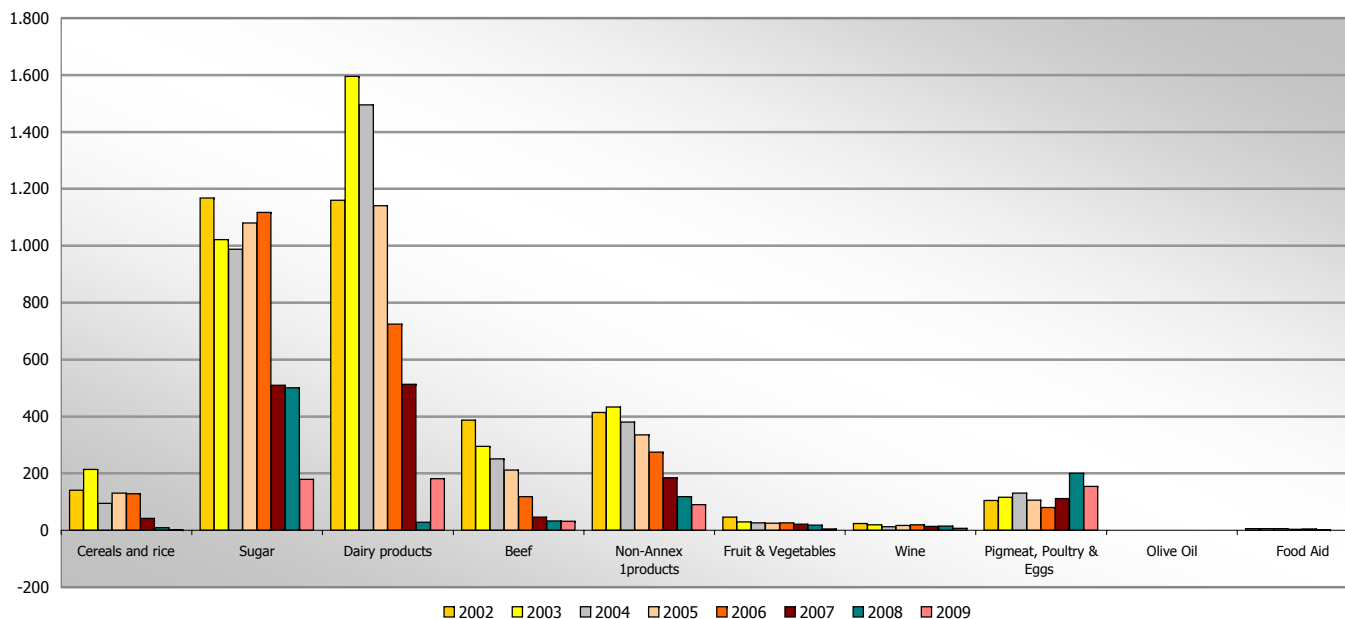
ANNEX 29

EVOLUTION OF EAGF EXPORT REFUNDS EXPENDITURE by SECTOR - 2002 to 2009 Financial years

Commitmen Appropriations

In EUR million

Sector	2002		2003		2004		2005		2006		2007		2008		2009	
Cereals and rice	140,4	4,1%	213,6	5,7%	94,9	2,8%	131,0	4,3%	128,7	5,2%	41,9	2,9%	9,7	1,0%	0,8	0,1%
Sugar	1.168,2	33,9%	1.021,3	27,4%	988,3	29,2%	1.080,6	35,4%	1.116,9	44,8%	509,3	35,3%	501,3	54,2%	179,1	27,6%
Dairy products	1.159,6	33,6%	1.595,4	42,8%	1.494,9	44,2%	1.140,8	37,4%	724,9	29,1%	513,4	35,5%	28,8	3,1%	181,1	27,9%
Beef	386,7	11,2%	295,5	7,9%	250,8	7,4%	212,0	6,9%	118,4	4,7%	46,2	3,2%	33,1	3,6%	31,6	4,9%
Non-Annex 1products	413,8	12,0%	433,3	11,6%	380,3	11,2%	335,4	11,0%	274,1	11,0%	185,2	12,8%	118,1	12,8%	89,7	13,8%
Fruit & Vegetables	46,4	1,3%	29,3	0,8%	25,8	0,8%	25,3	0,8%	26,4	1,1%	21,7	1,5%	18,6	2,0%	5,2	0,8%
Wine	23,8	0,7%	19,6	0,5%	13,1	0,4%	17,3	0,6%	19,2	0,8%	14,0	1,0%	14,5	1,6%	7,3	1,1%
Pigmeat, Poultry & Eggs	104,4	3,0%	116,0	3,1%	130,6	3,9%	106,2	3,5%	80,6	3,2%	111,2	7,7%	200,5	21,7%	154,7	23,8%
Olive Oil	0,1	0,0%	0,1	0,0%	0,0	0,0%	-0,1	0,0%	0,0	0,0%	0,2	0,0%	0,0	0,0%	0,0	0,0%
Food Aid	5,6	0,2%	5,7	0,2%	5,6	0,2%	3,4	0,1%	4,4	0,2%	1,6	0,1%	0,6	0,1%	0,0	0,0%
<b>Total Export Refunds Expenditure</b>	<b>3.449,0</b>		<b>3.729,8</b>		<b>3.384,2</b>		<b>3.051,9</b>		<b>2.493,6</b>		<b>1.444,7</b>		<b>925,4</b>		<b>649,5</b>	



ANNEX 30

EVOLUTION OF EAGF EXPORT REFUNDS EXPENDITURE BY MEMBER STATE - 2004 to 2009 Financial years <sup>(1)</sup>

Commitment Appropriations

in EUR million

Member State	EU 25			EU 27		
	2004	2005	2006	2007	2008	2009
Belgium	485,329	388,031	348,527	155,604	122,631	71,905
Bulgaria	0	0	0	0	0,767	2,501
Czech Republic	3,019	26,868	17,970	12,82	1,666	5,546
Denmark	257,714	204,418	133,123	100,294	70,399	46,828
Germany	470,098	433,184	233,389	154,106	96,249	65,283
Estonia	0,543	3,696	3,690	3,882	0,173	0,999
Ireland	223,563	178,090	111,151	64,152	16,568	19,013
Greece	18,218	8,637	74,694	30,370	3,065	0,939
Spain	125,508	107,567	68,792	38,636	31,688	18,442
France	567,149	524,848	403,945	281,850	220,792	141,992
Italy	174,966	88,766	89,240	60,380	46,811	23,301
Cyprus	0	0,482	1,598	1,054	0,247	0,281
Latvia	0,035	0,807	1,539	3,210	0,657	0,551
Lithuania	0,052	38,292	59,612	33,107	11,396	10,939
Luxembourg	0,018	0,020	0,005	0,009	0,001	0,000
Hungary	0,224	29,682	31,244	12,240	17,509	7,148
Malta	0	0	0	0,204	0,026	0,000
Netherlands	518,667	429,487	308,085	197,847	91,482	104,519
Austria	41,636	43,917	37,907	18,868	22,609	17,370
Poland	10,761	99,310	140,630	89,197	118,861	34,633
Portugal	26,517	14,990	21,238	11,993	12,531	6,380
Romania	0	0	0	0	0,023	0,252
Slovenia	0,071	4,786	4,458	3,251	0,806	0,629
Slovakia	0	6,261	14,535	4,672	1,448	0,501
Finland	83,545	66,249	45,373	32,761	7,619	16,059
Sweden	51,168	73,263	64,290	27,161	11,338	21,054
United Kingdom	325,391	280,267	278,597	107,007	18,086	32,468
<b>TOTAL Export Refunds Expenditure</b>	<b>3.384,192</b>	<b>3.051,919</b>	<b>2.493,629</b>	<b>1.444,670</b>	<b>925,448</b>	<b>649,534</b>

(1) 2004 - 2005 - 2006 : European Agricultural Guidance and Guarantee Fund-EAGGF - Guarantee Section /// 2007 - 2009 : European Agricultural Guarantee Fund-EAGF



**ANNEX 31**

**Analytical evolution of EAGF storage expenditure 2002 - 2009 (\*)**

in EUR Million

HEADING	2002				2003				2004				2005			
	Private storage	Public storage	TOTAL STORAGE & %		Private storage	Public storage	TOTAL STORAGE & %		Private storage	Public storage	TOTAL STORAGE & %		Private storage	Public storage	TOTAL STORAGE & %	
CEREALS	-	219,19	219,19	18,85%	-	267,48	267,48	28,82%	-	44,72	44,72	13,87%	-	441,63	441,63	51,87%
RICE	-	37,75	37,75	3,25%	-	76,05	76,05	8,19%	-	47,65	47,65	14,78%	-	2,35	2,35	0,28%
SUGAR	16,57	-	16,57	1,42%	0,02	-	0,02	0,00%	-0,05	-	-0,05	-0,02%	-	232,37	232,37	27,29%
OLIVE OIL	9,44	-1,55	7,89	0,68%	-	-	-	-	0,14	0,14	0,04%	-	-	-	-	-
FIBRE FLAX AND HEMP	-	-	-	-	-	-	-	-	-	-	-	-	0,33	-	0,33	0,04%
FRUIT AND VEGETABLES	0,50	-	0,50	0,04%	1,57	-	1,57	0,17%	0,12	-	0,12	0,04%	-	0,40	0,40	0,05%
PRODUCTS OF WINE-GROWING SECTOR / ALCOHOL	69,16	250,93	320,09	27,52%	61,81	211,69	273,50	29,47%	57,20	145,99	203,19	63,03%	75,60	179,15	254,75	29,92%
TOBACCO	-	-	-	-	-	-	-	-	-	-	-	-	-	-	-	-
MILK PRODUCTS	97,21	357,01	454,22	39,05%	74,59	196,61	271,20	29,22%	57,19	-52,21	4,98	1,54%	61,58	-145,97	-84,39	-9,91%
BEEF MEAT	4,09	99,97	104,06	8,95%	-	2,95	2,95	0,32%	0,10	-8,53	-8,43	-2,61%	-	-0,13	-0,13	-0,02%
SHEEP AND GOAT MEAT	0,16	-	0,16	0,01%	-	-	-	-	-	-	-	-	-	-	-	-
PIG MEAT	2,67	-	2,67	0,23%	35,29	-	35,29	3,80%	30,02	-	30,02	9,31%	4,15	-	4,15	0,49%
FISHERY PRODUCTS	-	-	-	-	-	-	-	-	0,05	-	0,05	0,02%	0,02	-	0,02	0,00%
	199,80	963,30			173,28	754,78			144,63	177,76			142,08	709,40		
<b>TOTAL</b>			<b>1.163,10</b>				<b>928,06</b>				<b>322,39</b>				<b>851,48</b>	

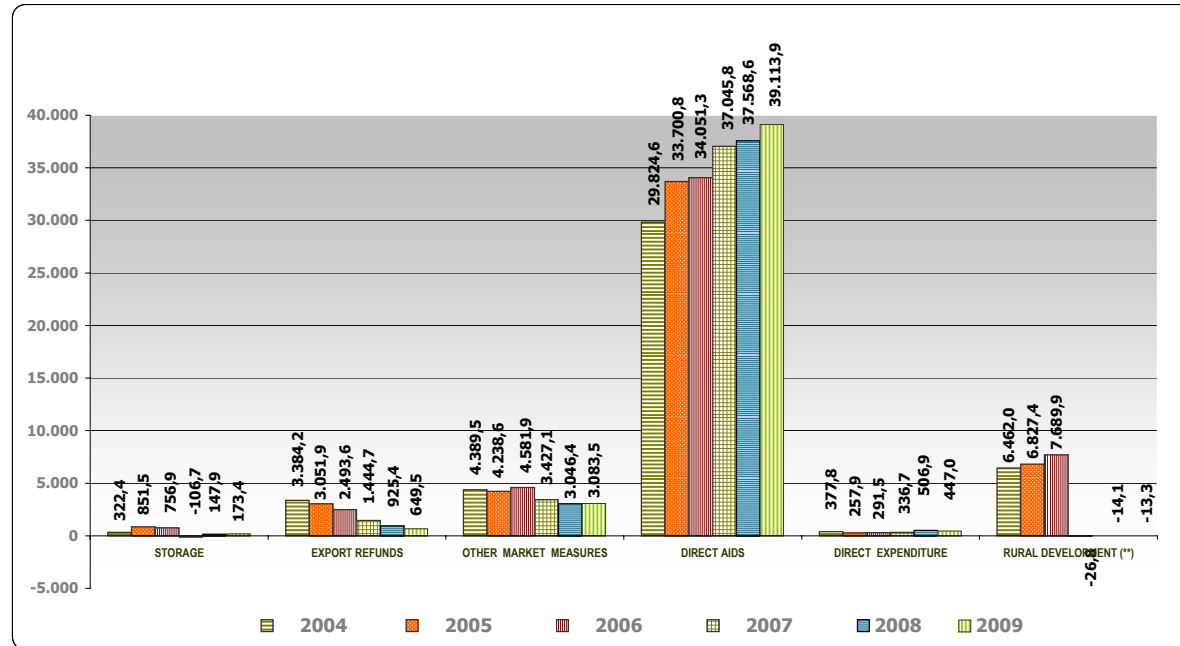
in EUR Million

HEADING	2006				2007				2008				2009			
	Private storage	Public storage	TOTAL STORAGE & %		Private storage	Public storage	TOTAL STORAGE & %		Private storage	Public storage	TOTAL STORAGE & %		Private storage	Public storage	TOTAL STORAGE & %	
CEREALS	-	337,91	337,91	44,65%	-	-225,83	-225,83	211,63%	-	-100,73	-100,73	-68,11%	-	24,08	24,08	13,88%
RICE	-	-3,25	-3,25	-0,43%	-	-0,75	-0,75	0,70%	-	-	-	-	-	-	-	-
SUGAR	0,02	134,44	134,46	17,77%	-	-87,05	-87,05	81,58%	-	-26,75	-26,75	-18,09%	-	-32,37	-32,37	-18,66%
OLIVE OIL	-	-	-	-	-	-	-	-	0,01	0,01	0,01%	-	-	-	-	-
FIBRE FLAX AND HEMP	-1,43	-	-1,43	-0,19%	0,56	-	0,56	-0,52%	1,87	-	1,87	1,26%	0,41	-	0,41	0,23%
FRUIT AND VEGETABLES	0,38	-	0,38	0,05%	0,41	-	0,41	-0,38%	0,09	-	0,09	0,06%	0,03	-	0,03	0,02%
PRODUCTS OF WINE-GROWING SECTOR / ALCOHOL	99,85	188,55	288,40	38,10%	96,68	145,47	242,15	-226,92%	88,34	113,81	202,15	136,68%	41,29	29,55	70,84	40,85%
TOBACCO	-	-	-	-	-	-	-	-	-	-	-	-	-	-	-	-
MILK PRODUCTS	56,84	-56,73	0,11	0,01%	38,40	-74,60	-36,20	33,92%	34,24	-	34,24	23,15%	37,67	69,17	106,84	61,60%
BEEF MEAT	-	-	-	-	-	-	-	-	-	-	-	-	-	0,00	0,00	0,00%
SHEEP AND GOAT MEAT	-	-	-	-	-	-	-	-	-	-	-	-	-	-	-	-
PIG MEAT	-	-	-	-	-	-	-	-	37,01	-	37,01	25,02%	3,62	-	3,62	2,08%
FISHERY PRODUCTS	0,30	-	0,30	0,04%	-	-	-	-	-	-	-	-	-	-	-	-
	155,96	600,92			136,05	-242,76			161,55	-13,66			83,01	90,43	173,44	
<b>TOTAL</b>			<b>756,88</b>				<b>-106,71</b>				<b>147,90</b>				<b>173,44</b>	

(\*) Financial years 2002 to 2006, European Agricultural Guidance and Guarantee Fund-Guarantee Section (EAGGF). Financial years 2007 to 2009, European Agricultural Guarantee Fund (EAGF)

ANNEX 32

EVOLUTION of THE BREAKDOWN of EAGF EXPENDITURE - 2004 to 2009 Financial years\*



Commitment Appropriations

in EUR Million

FINANCIAL YEAR (*)	BUDGET EXECUTION		STORAGE	EXPORT REFUNDS	DIRECT AIDS	OTHER MARKET MEASURES	DIRECT EXPENDITURE	RURAL DEVELOPMENT (**)
	1a	1b						
2004	38.298,5	6.462,0	322,4	3.384,2	29.824,6	4.389,5	377,8	6.462,0
2005	42.100,8	6.827,4	851,5	3.051,9	33.700,8	4.238,6	257,9	6.827,4
2006	42.175,3	7.689,9	756,9	2.493,6	34.051,3	4.581,9	291,5	7.689,9
2007	42.120,9		-106,7	1.444,7	37.045,8	3.427,1	336,7	-26,8
2008	42.181,2		147,9	925,4	37.568,6	3.046,4	506,9	-14,1
2009	43.454,1		173,4	649,5	39.113,9	3.083,5	447,0	-13,3

(\*) For the financial years 2004 to 2006: European Agricultural Guidance and Guarantee Fund-Guarantee Section (EAGGF), under Heading 1, of which sub-Heading 1a concerned Market Measures and Direct Aids and sub-Heading 1b concerned Rural Development (financed by the Guarantee Section of ex-EAGGF)

(\*\*) RURAL DEVELOPMENT financed by the ex-European Agricultural Guidance and Guarantee Fund-Guarantee section (EAGGF) - Programming period 2000-2006

*EAGF - EUROPEAN AGRICULTURAL GUARANTEE FUND*

**ANNEX 33 - I**

**EXPENDITURE CHARGED AGAINST THE 2009 BUDGET ( PART I )**

**DETAILS by ITEM and by MEMBER STATE**

<b>BE</b>	<b>BG</b>	<b>CZ</b>	<b>DK</b>	<b>DE</b>	<b>EE</b>	<b>IE</b>	<b>GR</b>	<b>ES</b>	<b>FR</b>	<b>IT</b>	<b>CY</b>	<b>LV</b>	<b>LT</b>	<b>LU</b>	<b>HU</b>
-----------	-----------	-----------	-----------	-----------	-----------	-----------	-----------	-----------	-----------	-----------	-----------	-----------	-----------	-----------	-----------



Poste	BE	BG	CZ	DK	DE	EE	IE	GR	ES	FR	IT	CY	LV	LT	LU	HU
67 03 00 00 2071 124 IC4 Additional levy - marketing year 97/98 - interest for delayed payments	---	---	---	---	0,0	---	---	---	---	---	---	---	---	---	---	---
67 03 00 00 2071 125 Additional levy - marketing year 98/99 - interest for delayed payments	---	---	---	---	---	---	---	---	---	---	---	---	---	---	---	---
67 03 00 00 2071 126 Additional levy - marketing year 99/00 - interest for delayed payments	---	---	---	---	---	---	---	---	---	---	---	---	---	---	---	---
67 03 00 00 2071 127 IC4 Additional levy - marketing year 00/01 - interest for delayed payments	---	---	---	---	-0,0	---	---	---	---	---	---	---	---	---	---	---
67 03 00 00 2071 128 IC4 Additional levy - marketing year 01/02 - interest for delayed payments	---	---	---	---	-0,0	---	---	---	---	---	---	---	---	---	---	---
67 03 00 00 2071 129 Additional levy - marketing year 02/03 - interest for delayed payments	---	---	---	---	---	---	---	---	---	---	---	---	---	---	---	---
67 03 00 00 2071 140 IC4 Additional levy - marketing year 04/05 - deliveries	---	---	---	---	-0,0	---	-0,0	---	---	---	---	---	---	---	---	---
67 03 00 00 2071 141 IC4 Additional levy - marketing year 05/06 - deliveries	---	---	---	---	-0,3	---	---	---	---	---	---	---	---	---	---	---
67 03 00 00 2071 142 IC4 Additional levy - marketing year 06/07 - deliveries	---	---	---	---	-0,0	---	---	---	---	---	---	---	---	---	---	---
67 03 00 00 2071 143 IC4 Additional levy - R.1788/03 - marketing year 07/08 - deliveries	---	---	---	---	-100,7	---	-11,1	---	---	---	-159,0	-1,5	---	---	---	-0,5
67 03 00 00 2071 150 IC4 Additional levy - marketing year 04/05 - direct sales	---	---	---	---	---	---	---	---	---	---	---	---	---	---	---	---
67 03 00 00 2071 151 IC4 Additional levy - marketing year 05/06 - direct sales	---	---	---	---	---	---	---	---	---	---	---	---	---	---	---	---
67 03 00 00 2071 152 IC4 Additional levy - marketing year 06/07 - direct sales	---	---	---	---	---	---	---	---	---	---	---	---	---	---	---	---
67 03 00 00 2071 153 IC4 Additional levy - R.1788/03 - marketing year 07/08 - direct sales	---	---	---	---	---	---	---	---	---	---	---	-0,1	---	---	---	-0,0
6 7 0 3 IC4 Superlevy from milk producers — Assigned revenue	---	---	---	---	-101,1	---	-11,1	-0,0	---	-0,1	-159,0	-1,6	---	---	---	-0,5
6 7 0 IC4 Revenue concerning EAGF	-13,8	-0,9	-0,0	-104,9	-118,8	-0,2	-18,0	-193,7	-52,5	-79,7	-338,9	-2,2	-0,3	-1,6	-0,8	-2,7
<b>6 7 IC4 REVENUE CONCERNING EAGF AND EAFRD</b>	<b>-13,8</b>	<b>-0,9</b>	<b>-0,0</b>	<b>-104,9</b>	<b>-118,8</b>	<b>-0,2</b>	<b>-18,0</b>	<b>-193,7</b>	<b>-52,5</b>	<b>-79,7</b>	<b>-338,9</b>	<b>-2,2</b>	<b>-0,3</b>	<b>-1,6</b>	<b>-0,8</b>	<b>-2,7</b>
68 01 00 00 0000 002 Temporary restructuring amount - marketing year 06/07 - 40% - R.320/06, Art.11	---	---	---	---	---	---	---	---	---	---	---	---	---	---	---	---
68 01 00 00 0000 003 Temporary restructuring amount - marketing year 07/08 - 60% - R.320/06, Art.11	---	---	---	---	---	---	---	---	---	---	---	---	---	---	---	---
68 01 00 00 0000 004 IC4 Temporary restructuring amount - marketing year 07/08 - 40% - R.320/06, Art.11	-44,1	-2,9	-25,9	-20,8	-170,1	---	---	-11,7	-49,0	-177,5	-53,4	---	---	-5,3	---	-24,2
68 01 00 00 0000 005 IC4 Temporary restructuring amount - marketing year 08/09 - 60% - R.320/06, Art.11	-49,9	-3,0	-25,3	-25,3	-198,9	---	---	-10,8	-47,1	-201,0	-35,7	---	---	-6,1	---	-14,7
6 8 0 1 IC4 Temporary restructuring amounts — Assigned revenue	-94,0	-6,0	-51,2	-46,2	-369,0	---	---	-22,4	-96,1	-378,5	-89,1	---	---	-11,4	---	-38,9
68 02 00 00 0000 001 Amounts paid and recovered - cases of fraud or irregularities - Art.32(2), R.1290/05 - 80%	---	---	---	---	---	---	---	---	---	---	---	---	---	---	---	---
68 02 00 00 0000 002 Amounts paid and recovered - cases of fraud or irregularities - multiannual sanctions, other recoveries	---	---	---	---	---	---	---	---	---	---	---	---	---	---	---	---
6 8 0 2 Irregularities concerning the temporary restructuring fund — Assigned revenue	---	---	---	---	---	---	---	---	---	---	---	---	---	---	---	---
6 8 0 3 Clearance with regard to the temporary restructuring fund — Assigned revenue	---	---	---	---	---	---	---	---	---	---	---	---	---	---	---	---
6 8 0 IC4 Temporary restructuring amounts — Assigned revenue	-94,0	-6,0	-51,2	-46,2	-369,0	---	---	-22,4	-96,1	-378,5	-89,1	---	---	-11,4	---	-38,9
<b>6 8 IC4 TEMPORARY RESTRUCTURING AMOUNTS</b>	<b>-94,0</b>	<b>-6,0</b>	<b>-51,2</b>	<b>-46,2</b>	<b>-369,0</b>	<b>---</b>	<b>---</b>	<b>-22,4</b>	<b>-96,1</b>	<b>-378,5</b>	<b>-89,1</b>	<b>---</b>	<b>---</b>	<b>-11,4</b>	<b>---</b>	<b>-38,9</b>
<b>6 IC4 Contributions and refunds in connection with Community agreements and programmes</b>	<b>-107,8</b>	<b>-6,9</b>	<b>-51,3</b>	<b>-151,1</b>	<b>-487,8</b>	<b>-0,2</b>	<b>-18,0</b>	<b>-216,2</b>	<b>-148,6</b>	<b>-458,2</b>	<b>-427,9</b>	<b>-2,2</b>	<b>-0,3</b>	<b>-13,0</b>	<b>-0,8</b>	<b>-41,5</b>
<b>TOTAL RA IC4</b>	<b>-107,8</b>	<b>-6,9</b>	<b>-51,3</b>	<b>-151,1</b>	<b>-487,8</b>	<b>-0,2</b>	<b>-18,0</b>	<b>-216,2</b>	<b>-148,6</b>	<b>-458,2</b>	<b>-427,9</b>	<b>-2,2</b>	<b>-0,3</b>	<b>-13,0</b>	<b>-0,8</b>	<b>-41,5</b>

En Millions d'euros

27/01/2010 09:11

FEAGA

II Dépenses

Part I - Page 3 / 85

Poste		BE	BG	CZ	DK	DE	EE	IE	GR	ES	FR	IT	CY	LV	LT	LU	HU
05 01 04 01 361A 301	C1 Monitoring and preventive measures - direct payments by the EC	---	---	---	---	---	---	---	---	---	---	---	---	---	---	---	---
05 01 04 01	C1 European Agriculture Guarantee Fund (EAGF) — Non-operational technical assistance	---	---	---	---	---	---	---	---	---	---	---	---	---	---	---	---
05 01 04 07 0000 301	Pilot project to conduct a feasibility study on introducing a security fund in the fruit and vegetables sector	---	---	---	---	---	---	---	---	---	---	---	---	---	---	---	---
05 01 04 07	Pilot project — Conduct a feasibility study on introducing a security fund in the fruit and vegetables sector — Expenditure on administrative management	---	---	---	---	---	---	---	---	---	---	---	---	---	---	---	---
05 01 04	C1 Support expenditure for operations of Agriculture and rural development policy area	---	---	---	---	---	---	---	---	---	---	---	---	---	---	---	---
<b>05 01</b>	<b>C1 Administrative expenditure of Agriculture and rural development policy area</b>	---	---	---	---	---	---	---	---	---	---	---	---	---	---	---	---
05 02 01 01 1000 016	C1 Refunds common wheat grain and flour - marketing year 06/07 and earlier	0,0	---	---	---	0,1	---	---	---	---	0,6	---	---	---	---	---	---
05 02 01 01 1000 016	NA Refunds common wheat grain and flour - marketing year 06/07 and earlier	---	---	---	---	---	---	---	---	---	---	---	---	---	---	---	---
05 02 01 01 1000 016	Refunds common wheat grain and flour - marketing year 06/07 and earlier	0,0	---	---	---	0,1	---	---	---	---	0,6	---	---	---	---	---	---
05 02 01 01 1001 015	C1 Refunds barley grain and malt - marketing year 05/06 and earlier	---	---	---	---	0,1	---	---	---	---	---	---	---	---	---	---	---
05 02 01 01 1001 015	NA Refunds barley grain and malt - marketing year 05/06 and earlier	---	---	---	---	---	---	---	---	---	---	---	---	---	---	---	---
05 02 01 01 1001 015	Refunds barley grain and malt - marketing year 05/06 and earlier	---	---	---	---	0,1	---	---	---	---	---	---	---	---	---	---	---
05 02 01 01 1003 056	C1 (others) - marketing year 06/07 and earlier	0,0	---	---	---	-0,2	---	---	---	---	-0,0	0,3	---	---	---	---	---
05 02 01 01 1003 056	NA (others) - marketing year 06/07 and earlier	---	---	---	---	---	---	---	---	---	---	---	---	---	---	---	---
05 02 01 01 1003 056	(others) - marketing year 06/07 and earlier	0,0	---	---	---	-0,2	---	---	---	---	-0,0	0,3	---	---	---	---	---
05 02 01 01 1003 057	C1 (others) - marketing year 07/08 - R.1784/03, Art.13-18	---	---	---	---	0,0	---	---	---	0,0	0,0	0,0	---	---	---	---	0,0
05 02 01 01 1003 057	NA (others) - marketing year 07/08 - R.1784/03, Art.13-18	---	---	---	---	---	---	---	---	---	---	---	---	---	---	---	---
05 02 01 01 1003 057	(others) - marketing year 07/08 - R.1784/03, Art.13-18	---	---	---	---	0,0	---	---	---	0,0	0,0	0,0	---	---	---	---	0,0
05 02 01 01 1003 064	Wheat starch - marketing year 06/07 and earlier	---	---	---	---	---	---	---	---	---	---	---	---	---	---	---	---
05 02 01 01 1003 065	Wheat starch - marketing year 07/08 - R.1784/03, Art.13-18	---	---	---	---	---	---	---	---	---	---	---	---	---	---	---	---
05 02 01 01 1003 074	C1 Potato starch - marketing year 06/07 and earlier	---	---	---	0,0	-0,0	---	---	---	---	---	---	---	---	---	---	---
05 02 01 01 1003 074	NA Potato starch - marketing year 06/07 and earlier	---	---	---	---	---	---	---	---	---	---	---	---	---	---	---	---
05 02 01 01 1003 074	Potato starch - marketing year 06/07 and earlier	---	---	---	0,0	-0,0	---	---	---	---	---	---	---	---	---	---	---
05 02 01 01 1003 075	C1 Potato starch - marketing year 07/08 - R.1784/03, Art.13-18	---	---	---	0,0	0,0	---	---	---	---	---	---	---	0,0	---	---	---
05 02 01 01 1003 075	NA Potato starch - marketing year 07/08 - R.1784/03, Art.13-18	---	---	---	---	---	---	---	---	---	---	---	---	---	---	---	---
05 02 01 01 1003 075	Potato starch - marketing year 07/08 - R.1784/03, Art.13-18	---	---	---	0,0	0,0	---	---	---	---	---	---	---	0,0	---	---	---
05 02 01 01 1003 084	C1 Maize starch - marketing year 06/07 and earlier	---	---	---	---	---	---	---	---	0,0	---	0,0	---	---	---	---	---
05 02 01 01 1003 084	NA Maize starch - marketing year 06/07 and earlier	---	---	---	---	---	---	---	---	---	---	---	---	---	---	---	---
05 02 01 01 1003 084	Maize starch - marketing year 06/07 and earlier	---	---	---	---	---	---	---	---	0,0	---	0,0	---	---	---	---	---
05 02 01 01 1003 085	C1 Maize starch - marketing year 07/08 - R.1784/03, Art.13-18	---	---	---	---	0,0	---	---	---	---	---	0,0	---	---	---	---	---







En Millions d'euros

27/01/2010 09:11

FEAGA

II Dépenses

Part I - Page 6 / 85

Poste	BE	BG	CZ	DK	DE	EE	IE	GR	ES	FR	IT	CY	LV	LT	LU	HU
05 02 01 02 1014 014 C4 Complementary depreciation - barley - R.1234/07, Art.10(1)a)	---	---	0,8	---	---	---	---	---	---	---	---	---	---	0,2	---	---
05 02 01 02 1014 014 NA Complementary depreciation - barley - R.1234/07, Art.10(1)a)	---	---	---	---	---	---	---	---	---	---	---	---	---	---	---	---
05 02 01 02 1014 014 Complementary depreciation - barley - R.1234/07, Art.10(1)a)	---	---	1,8	---	0,4	0,0	---	---	---	---	---	---	---	0,2	---	0,6
05 02 01 02 1014 016 C4 Complementary depreciation - maize - R.1234/07, Art.10(1)a)	---	---	---	---	---	---	---	---	---	---	---	---	---	---	---	0,8
05 02 01 02 1014 016 NA Complementary depreciation - maize - R.1234/07, Art.10(1)a)	---	---	---	---	---	---	---	---	---	---	---	---	---	---	---	---
05 02 01 02 1014 016 Complementary depreciation - maize - R.1234/07, Art.10(1)a)	---	---	---	---	---	---	---	---	---	---	---	---	---	---	---	0,8
05 02 01 02 1014 017 C1 Complementary depreciation - sorghum - R.1234/07, Art.10(1)a)	---	---	---	---	---	---	---	---	---	---	---	---	---	---	---	0,0
05 02 01 02 1014 017 NA Complementary depreciation - sorghum - R.1234/07, Art.10(1)a)	---	---	---	---	---	---	---	---	---	---	---	---	---	---	---	---
05 02 01 02 1014 017 Complementary depreciation - sorghum - R.1234/07, Art.10(1)a)	---	---	---	---	---	---	---	---	---	---	---	---	---	---	---	0,0
05 02 01 02 C1 Intervention storage of cereals	---	0,0	1,4	---	0,6	0,0	---	---	---	---	---	---	---	0,2	---	2,5
05 02 01 02 C4 Intervention storage of cereals	---	0,0	2,6	---	1,4	0,1	---	---	---	---	---	---	---	1,0	---	6,6
05 02 01 02 NA Intervention storage of cereals	---	---	---	---	---	---	---	---	---	---	---	---	---	---	---	---
05 02 01 02 Intervention storage of cereals	---	0,0	4,1	---	2,0	0,1	---	---	---	---	---	---	---	1,2	---	9,2
05 02 01 03 1021 001 C1 Premium - potato starch (Art.5, R.1868/94)	---	---	0,7	3,7	13,8	---	---	---	---	5,4	---	---	0,0	---	---	---
05 02 01 03 1021 001 NA Premium - potato starch (Art.5, R.1868/94)	---	---	---	---	---	---	---	---	---	---	---	---	---	---	---	---
05 02 01 03 1021 001 Premium - potato starch (Art.5, R.1868/94)	---	---	0,7	3,7	13,8	---	---	---	---	5,4	---	---	0,0	---	---	---
05 02 01 03 1022 015 C1 Maize - production refunds - marketing year 06/07 and earlier - R.1784/03, Art.8	---	---	---	---	---	---	0,0	---	-0,0	---	---	---	---	---	---	---
05 02 01 03 1022 015 NA Maize - production refunds - marketing year 06/07 and earlier - R.1784/03, Art.8	---	---	---	---	---	---	---	---	---	---	---	---	---	---	---	---
05 02 01 03 1022 015 Maize - production refunds - marketing year 06/07 and earlier - R.1784/03, Art.8	---	---	---	---	---	---	0,0	---	-0,0	---	---	---	---	---	---	---
05 02 01 03 1022 025 C1 Wheat - production refunds - marketing year 06/07 and earlier - R.1784/03, Art.8	0,0	---	---	---	---	---	---	---	---	0,1	-0,0	---	---	---	---	---
05 02 01 03 1022 033 C1 Potatoes - production refunds - marketing year 06/07 and earlier - R.1784/03, Art.8	0,0	---	---	---	---	---	---	---	---	---	---	---	---	---	---	---
05 02 01 03 1022 043 Other cereals - production refunds - marketing year 06/07 and earlier - R.1784/03, Art.8	---	---	---	---	---	---	---	---	---	---	---	---	---	---	---	---
05 02 01 03 C1 Intervention for starch	0,0	---	0,7	3,7	13,8	---	0,0	---	-0,0	5,5	-0,0	---	0,0	---	---	---
05 02 01 03 NA Intervention for starch	---	---	---	---	---	---	---	---	---	---	---	---	---	---	---	---
05 02 01 03 Intervention for starch	0,0	---	0,7	3,7	13,8	---	0,0	---	-0,0	5,5	-0,0	---	0,0	---	---	---
05 02 01 99 1090 020 C1 Others - R.1784/03; R.1234/07	---	---	---	---	-0,0	---	---	---	---	---	---	---	---	---	---	---
05 02 01 99 C1 Other measures (cereals)	---	---	---	---	-0,0	---	---	---	---	---	---	---	---	---	---	---
05 02 01 C1 Cereals	0,0	0,0	2,1	3,8	14,4	0,0	0,0	---	0,0	6,0	0,3	---	0,0	0,2	---	2,5
05 02 01 C4 Cereals	---	0,0	2,6	---	1,4	0,1	---	---	---	---	---	---	---	1,0	---	6,6
05 02 01 NA Cereals	---	---	---	---	---	---	---	---	---	---	---	---	---	---	---	---
05 02 01 Cereals	0,0	0,0	4,7	3,8	15,8	0,1	0,0	---	0,0	6,0	0,3	---	0,0	1,2	---	9,2

En Millions d'euros

27/01/2010 09:11

FEAGA

II Dépenses

Part I - Page 7 / 85

Poste	BE	BG	CZ	DK	DE	EE	IE	GR	ES	FR	IT	CY	LV	LT	LU	HU
05 02 02 01 1850 050 C1 Refunds - rice - marketing year 05/06 and earlier - R.1785/03, Art.14-19	---	---	---	---	---	---	---	---	---	---	-0,0	---	---	---	---	---
05 02 02 01 C1 Export refunds for rice	---	---	---	---	---	---	---	---	---	---	-0,0	---	---	---	---	---
05 02 02 02 1851 001 Technical costs of public storage - R.1234/07, Art.10(1)b)	---	---	---	---	---	---	---	---	---	---	---	---	---	---	---	---
05 02 02 02 1852 001 Financial costs of public storage - R.1234/07, Art.10(1)b)	---	---	---	---	---	---	---	---	---	---	---	---	---	---	---	---
05 02 02 02 1853 001 Other public storage costs - R.1234/07, Art.10(1)b)	---	---	---	---	---	---	---	---	---	---	---	---	---	---	---	---
05 02 02 02 1854 002 Complementary depreciation - R.1234/07, Art.10(1)b)	---	---	---	---	---	---	---	---	---	---	---	---	---	---	---	---
05 02 02 02 Intervention storage of rice	---	---	---	---	---	---	---	---	---	---	---	---	---	---	---	---
05 02 02 99 0000 001 Others - producers, paddy rice - PT - R.738/93, Art.1	---	---	---	---	---	---	---	---	---	---	---	---	---	---	---	---
05 02 02 99 0000 002 Others - Indica rice - R.1418/76, Art.8a	---	---	---	---	---	---	---	---	---	---	---	---	---	---	---	---
05 02 02 99 1890 010 Others - R.1785/03; R.1234/07	---	---	---	---	---	---	---	---	---	---	---	---	---	---	---	---
05 02 02 99 Other measures (rice)	---	---	---	---	---	---	---	---	---	---	---	---	---	---	---	---
05 02 02 C1 Rice	---	---	---	---	---	---	---	---	---	---	-0,0	---	---	---	---	---
05 02 03 00 3000 001 Whisky - R.1234/07, Art.162(3)	---	---	---	---	---	---	---	---	---	---	---	---	---	---	---	---
05 02 03 00 3000 002 Other cereal-based spirituous beverages - R.1234/07, Art.162(3)	---	---	---	---	---	---	---	---	---	---	---	---	---	---	---	---
05 02 03 00 3010 001 C1 Cereals and rice - R.3448/93	0,0	---	0,0	0,0	0,0	---	0,0	0,0	0,0	0,0	0,0	---	---	0,0	---	0,0
05 02 03 00 3011 001 C1 Sugar and isoglucose - R.3448/93	2,4	0,1	0,8	2,4	7,6	0,0	3,2	0,3	3,4	2,8	7,5	---	0,1	0,1	---	0,7
05 02 03 00 3012 001 C1 Skimmed milk powder or similar products - pg 2 - R.3448/93	0,0	---	---	1,4	0,1	---	7,2	0,0	0,0	0,8	0,0	---	---	---	---	---
05 02 03 00 3012 002 C1 Whole milk powder or similar products - pg 3 - R.3448/93	0,0	---	---	0,1	0,0	---	0,2	0,0	0,0	0,5	0,0	---	---	0,0	---	---
05 02 03 00 3013 001 C1 Butter - R.3448/93	1,5	---	---	1,3	0,2	---	0,7	---	0,0	0,1	0,0	---	---	---	---	---
05 02 03 00 3014 001 C1 Eggs - R.3448/93	0,1	---	---	0,4	0,4	0,0	---	0,0	0,0	0,9	2,5	---	0,0	---	---	---
05 02 03 00 C1 Refunds on non-Annex 1 products	4,1	0,1	0,8	5,6	8,4	0,0	11,2	0,3	3,4	5,2	10,1	---	0,1	0,1	---	0,7
05 02 03 C1 Refunds on non-Annex 1 products	4,1	0,1	0,8	5,6	8,4	0,0	11,2	0,3	3,4	5,2	10,1	---	0,1	0,1	---	0,7
05 02 04 01 3100 122 C1 Bread-making wheat - transport costs within M.S. 2007 and earlier - R.3149/92, Art.4(3) & 6(1)	---	---	---	---	---	---	---	---	---	---	0,0	---	---	---	---	0,0
05 02 04 01 3100 123 C1 Products purchased on the market - value of product - programme 2007 and earlier - R.3149/92, Art.2(3)c)	---	---	---	---	---	---	---	---	---	-0,0	-0,0	---	---	---	---	---
05 02 04 01 3100 124 C1 Products purchased on the market - transport costs within M.S. 2007 and earlier - R.3149/92, Art.4(3) & 6(1)	---	---	---	---	---	---	---	---	---	0,1	0,0	---	---	---	---	---
05 02 04 01 3100 126 Rye - transport costs within M.S. 2007 and earlier - R.3149/92, Art.4(3) & 6(1)	---	---	---	---	---	---	---	---	---	---	---	---	---	---	---	---
05 02 04 01 3100 128 C1 Butter - transport costs within M.S. 2007 and earlier - R.3149/92, Art.4(3) & 6(1)	---	---	---	---	---	---	---	---	---	---	0,0	---	---	---	---	---
05 02 04 01 3100 130 Barley - transport costs within M.S. 2007 and earlier - R.3149/92, Art.4(3) & 6(1)	---	---	---	---	---	---	---	---	---	---	---	---	---	---	---	---
05 02 04 01 3100 132 C1 Rice - transport costs within M.S. 2007 and earlier - R.3149/92, Art.4(3) & 6(1)	---	---	---	---	---	---	---	---	---	---	---	---	---	---	---	---
05 02 04 01 3100 134 Maize - transport costs within M.S. 2007 and earlier - R.3149/92, Art.4(3) & 6(1)	---	---	---	---	---	---	---	---	---	---	---	---	---	---	---	---
05 02 04 01 3100 138 C1 White sugar - transport costs within M.S. 2007 and earlier - R.3149/92, Art.4(3) & 6(1)	---	---	---	---	---	---	---	---	---	---	-0,0	---	---	---	---	---















En Millions d'euros

27/01/2010 09:11

FEAGA

II Dépenses

Part I - Page 14 / 85

Poste		BE	BG	CZ	DK	DE	EE	IE	GR	ES	FR	IT	CY	LV	LT	LU	HU
05 02 08 02 1501 115	Compensation and buying-in - nectarines - marketing year 07/08 - R.2200/96, Art.23	---	---	---	---	---	---	---	---	---	---	---	---	---	---	---	---
05 02 08 02 1501 116	C1 Compensation and buying-in - clementines - marketing year 07/08 - R.2200/96, Art.23	---	---	---	---	---	---	---	---	---	---	---	---	---	---	---	---
05 02 08 02 1501 117	Compensation and buying-in - satsumas - marketing year 07/08 - R.2200/96, Art.23	---	---	---	---	---	---	---	---	---	---	---	---	---	---	---	---
05 02 08 02 1501 118	Compensation and buying-in - tomatoes - marketing year 07/08 - R.2200/96, Art.23	---	---	---	---	---	---	---	---	---	---	---	---	---	---	---	---
05 02 08 02 1501 119	Compensation and buying-in - cauliflowers - marketing year 07/08 - R.2200/96, Art.23	---	---	---	---	---	---	---	---	---	---	---	---	---	---	---	---
05 02 08 02 1501 120	Compensation and buying-in - aubergines - marketing year 07/08 - R.2200/96, Art.23	---	---	---	---	---	---	---	---	---	---	---	---	---	---	---	---
05 02 08 02 1501 121	Compensation and buying-in - others - marketing year 07/08 - R.2200/96, Art.23	---	---	---	---	---	---	---	---	---	---	---	---	---	---	---	---
05 02 08 02 1501 122	Compensation and buying-in - melon - marketing year 07/08 - R.2200/96, Art.23	---	---	---	---	---	---	---	---	---	---	---	---	---	---	---	---
05 02 08 02 1501 123	Compensation and buying-in - watermelon - marketing year 07/08 - R.2200/96, Art.23	---	---	---	---	---	---	---	---	---	---	---	---	---	---	---	---
05 02 08 02	C1 Compensation for withdrawals and buying-in	---	---	---	---	---	---	---	---	0,1	---	0,0	---	---	---	---	---
05 02 08 03 0000 009	C1 Additional financial assistance - R.1182/07, Art.11 - 2008	---	---	---	---	---	---	---	---	---	---	0,0	---	---	---	---	0,1
05 02 08 03 0000 009	C5 Additional financial assistance - R.1182/07, Art.11 - 2008	---	---	---	---	---	---	---	---	---	---	---	---	---	---	---	0,9
05 02 08 03 0000 009	NA Additional financial assistance - R.1182/07, Art.11 - 2008	---	---	---	---	---	---	---	---	---	---	---	---	---	---	---	---
05 02 08 03 0000 009	Additional financial assistance - R.1182/07, Art.11 - 2008	---	---	---	---	---	---	---	---	---	---	0,0	---	---	---	---	1,0
05 02 08 03 0000 010	C1 Transitional provisions - operational programmes - R.1182/07, Art.55 3a) - 2008	16,4	0,0	0,0	2,8	6,3	---	---	0,6	51,5	34,4	22,7	0,4	---	---	---	---
05 02 08 03 0000 010	C4 Transitional provisions - operational programmes - R.1182/07, Art.55 3a) - 2008	---	---	---	---	---	---	---	0,0	8,6	---	4,6	---	---	---	---	---
05 02 08 03 0000 010	C5 Transitional provisions - operational programmes - R.1182/07, Art.55 3a) - 2008	6,5	---	0,9	0,6	12,9	---	0,1	0,5	21,2	2,2	58,3	0,3	---	---	---	0,8
05 02 08 03 0000 010	NA Transitional provisions - operational programmes - R.1182/07, Art.55 3a) - 2008	---	---	---	---	---	---	---	---	---	---	---	---	---	---	---	---
05 02 08 03 0000 010	Transitional provisions - operational programmes - R.1182/07, Art.55 3a) - 2008	22,8	0,0	0,9	3,4	19,2	---	0,1	1,1	81,3	36,5	85,5	0,7	---	---	---	0,8
05 02 08 03 0000 011	C1 Operational programmes - advances/partial payments - R.1182/07, Art.9; R.1580/07, Art.72&73 - 2008	---	---	---	---	0,3	---	---	-0,5	---	-12,3	-0,1	---	---	---	---	---
05 02 08 03 0000 011	C4 Operational programmes - advances/partial payments - R.1182/07, Art.9; R.1580/07, Art.72&73 - 2008	---	---	---	---	---	---	---	---	---	---	---	---	---	---	---	---
05 02 08 03 0000 011	C5 Operational programmes - advances/partial payments - R.1182/07, Art.9; R.1580/07, Art.72&73 - 2008	---	---	---	---	0,1	---	---	0,5	11,0	9,8	16,5	---	---	---	---	0,3
05 02 08 03 0000 011	NA Operational programmes - advances/partial payments - R.1182/07, Art.9; R.1580/07, Art.72&73 - 2008	---	---	---	---	---	---	---	---	---	---	---	---	---	---	---	---
05 02 08 03 0000 011	Operational programmes - advances/partial payments - R.1182/07, Art.9; R.1580/07, Art.72&73 - 2008	---	---	---	---	0,4	---	---	---	11,0	-2,4	16,4	---	---	---	---	0,3
05 02 08 03 0000 012	C1 Operational programmes - balance - R.1182/07, Art.9 - 2008	0,1	---	---	---	5,2	---	0,9	3,3	21,3	6,9	7,4	---	---	---	---	0,2
05 02 08 03 0000 012	C4 Operational programmes - balance - R.1182/07, Art.9 - 2008	---	---	---	---	---	---	4,0	4,5	8,2	23,9	2,1	---	---	---	---	---
05 02 08 03 0000 012	C5 Operational programmes - balance - R.1182/07, Art.9 - 2008	---	---	---	---	0,3	---	---	---	23,2	---	8,0	---	---	---	---	0,5
05 02 08 03 0000 012	NA Operational programmes - balance - R.1182/07, Art.9 - 2008	---	---	---	---	---	---	---	---	---	---	---	---	---	---	---	---
05 02 08 03 0000 012	Operational programmes - balance - R.1182/07, Art.9 - 2008	0,1	---	---	---	5,5	---	4,8	7,8	52,7	30,8	17,5	---	---	---	---	0,7
05 02 08 03 0000 021	C1 Operational programmes - advances/partial payments - R.1234/07, Art.103c; R.1580/07, Art.72&73 - 2009	2,6	---	---	0,3	1,5	---	---	---	7,3	7,8	10,2	---	---	---	---	0,4
05 02 08 03 0000 021	C4 Operational programmes - advances/partial payments - R.1234/07, Art.103c; R.1580/07, Art.72&73 - 2009	---	---	---	---	---	---	---	0,1	0,1	0,3	---	---	---	---	---	---









En Millions d'euros

27/01/2010 09:11

FEAGA

II Dépenses

Part I - Page 19 / 85

Poste	BE	BG	CZ	DK	DE	EE	IE	GR	ES	FR	IT	CY	LV	LT	LU	HU
05 02 08 11 0000 007 NA Investment - R.1234/07, Art.103a(1)b) - 1. semestre - 2009	---	---	---	---	---	---	---	---	---	---	---	---	---	---	---	---
05 02 08 11 0000 007 Investment - R.1234/07, Art.103a(1)b) - 1. semestre - 2009	---	---	---	---	---	---	---	---	---	---	---	---	---	---	---	4,4
05 02 08 11 0000 008 C1 Investment - R.1234/07, Art.103a(1)b) - 2. semestre/annual payment - 2009	---	---	---	---	---	---	---	---	---	---	---	---	---	---	---	1,9
05 02 08 11 0000 008 C4 Investment - R.1234/07, Art.103a(1)b) - 2. semestre/annual payment - 2009	---	---	---	---	---	---	---	---	---	---	---	---	---	---	---	1,1
05 02 08 11 0000 008 NA Investment - R.1234/07, Art.103a(1)b) - 2. semestre/annual payment - 2009	---	---	---	---	---	---	---	---	---	---	---	---	---	---	---	---
05 02 08 11 0000 008 Investment - R.1234/07, Art.103a(1)b) - 2. semestre/annual payment - 2009	---	---	---	---	---	---	---	---	---	---	---	---	---	---	---	3,0
05 02 08 11 1509 004 C1 Aid to producer organisations granted preliminary recognition - R.1943/03 - 2007 and earlier	---	---	---	---	---	---	---	---	0,3	0,2	0,4	0,1	---	---	---	-0,4
05 02 08 11 1509 004 C4 Aid to producer organisations granted preliminary recognition - R.1943/03 - 2007 and earlier	---	---	---	---	---	---	---	---	0,0	0,1	0,1	---	---	---	---	---
05 02 08 11 1509 004 NA Aid to producer organisations granted preliminary recognition - R.1943/03 - 2007 and earlier	---	---	---	---	---	---	---	---	---	---	---	---	---	---	---	---
05 02 08 11 1509 004 Aid to producer organisations granted preliminary recognition - R.1943/03 - 2007 and earlier	---	---	---	---	---	---	---	---	0,3	0,3	0,5	0,1	---	---	---	-0,4
05 02 08 11 C1 Aid to producer groups for preliminary recognition	---	---	0,1	---	0,1	---	---	11,9	0,3	0,2	0,4	0,1	1,0	---	---	12,4
05 02 08 11 C4 Aid to producer groups for preliminary recognition	---	---	0,2	---	---	---	---	6,5	0,1	0,1	0,1	0,4	1,0	---	---	5,8
05 02 08 11 NA Aid to producer groups for preliminary recognition	---	---	---	---	---	---	---	---	---	---	---	---	---	---	---	---
05 02 08 11 Aid to producer groups for preliminary recognition	---	---	0,3	---	0,1	---	---	18,4	0,3	0,3	0,5	0,5	2,0	---	---	18,2
05 02 08 99 0000 006 C1 Others - R.2200/96, R.2201/96, R.2202/96	---	---	---	---	---	---	---	---	---	---	0,1	---	---	---	---	---
05 02 08 99 0000 008 Bananas - establishment - producers organisations - R.404/93 - Art.6(1) - marketing year 2006 and earlier	---	---	---	---	---	---	---	---	---	---	---	---	---	---	---	---
05 02 08 99 0000 009 Bananas - establishment - producers organisations - R.404/93 - Art.6(1) - marketing year 2007	---	---	---	---	---	---	---	---	---	---	---	---	---	---	---	---
05 02 08 99 0000 010 Bananas - establishment - producers organisations - R.404/93 - Art.6(1) - marketing year 2008	---	---	---	---	---	---	---	---	---	---	---	---	---	---	---	---
05 02 08 99 0000 011 Bananas - establishment - producers organisations - R.1234/07 - 2009	---	---	---	---	---	---	---	---	---	---	---	---	---	---	---	---
05 02 08 99 1507 141 Special aid - nuts - improvement plan - marketing year 05/06 and earlier	---	---	---	---	---	---	---	---	---	---	---	---	---	---	---	---
05 02 08 99 1507 144 Special aid - nuts - improvement plan - marketing year 06/07 - R.2200/96, Art.55	---	---	---	---	---	---	---	---	---	---	---	---	---	---	---	---
05 02 08 99 C1 Other measures (fruits and vegetables)	---	---	---	---	---	---	---	---	---	---	0,1	---	---	---	---	---
05 02 08 C1 Fruits and vegetables	19,3	0,0	0,3	3,1	17,0	---	0,9	18,0	96,0	39,9	52,5	1,3	1,0	---	---	13,1
05 02 08 C4 Fruits and vegetables	---	---	0,2	---	---	---	4,0	11,2	17,6	24,5	6,7	0,4	1,0	---	---	5,8
05 02 08 C5 Fruits and vegetables	28,0	---	0,9	1,3	16,3	---	0,1	0,9	61,1	18,8	125,6	0,4	---	---	---	2,4
05 02 08 NA Fruits and vegetables	---	---	---	---	---	---	---	---	---	---	---	---	---	---	---	---
05 02 08 Fruits and vegetables	47,3	0,0	1,4	4,4	33,3	---	4,9	30,2	174,7	83,1	184,8	2,2	2,0	---	---	21,3
05 02 09 01 1600 001 C1 Export refunds - products of the vine-growing sector - R.1493/99, Art.63 - marketing year 07/08 and earlier	---	0,0	---	---	---	---	---	---	5,7	0,1	0,2	---	---	---	---	0,0
05 02 09 01 1600 001 NA Export refunds - products of the vine-growing sector - R.1493/99, Art.63 - marketing year 07/08 and earlier	---	---	---	---	---	---	---	---	---	---	---	---	---	---	---	---
05 02 09 01 1600 001 Export refunds - products of the vine-growing sector - R.1493/99, Art.63 - marketing year 07/08 and earlier	---	0,0	---	---	---	---	---	---	5,7	0,1	0,2	---	---	---	---	0,0
05 02 09 01 C1 Export refunds for products of the wine-growing sector	---	0,0	---	---	---	---	---	---	5,7	0,1	0,2	---	---	---	---	0,0



En Millions d'euros

27/01/2010 09:11

FEAGA

II Dépenses

Part I - Page 21 / 85

Poste		BE	BG	CZ	DK	DE	EE	IE	GR	ES	FR	IT	CY	LV	LT	LU	HU
05 02 09 03 1611 113	Art.28, R.1493/99; Art.56 a), R.1623/00 - neutral alcohol - intervention - marketing year 07/08	---	---	---	---	---	---	---	---	---	---	---	---	---	---	---	---
05 02 09 03 1611 114	C1 Art.28, R.1493/99; Art.56 b), R.1623/00 - wine spirits and raw alcohol and wine distillate - aids without intervention - marketing year 07/08	---	---	---	---	---	---	---	---	---	0,1	---	---	---	---	---	---
05 02 09 03 1611 115	C1 Art.28, R.1493/99; Art.56 b), R.1623/00 - wine spirits and raw alcohol and wine distillate - aid with intervention - marketing year 07/08	---	---	---	---	---	---	---	---	---	0,0	---	---	---	---	---	---
05 02 09 03 1611 116	C1 Art.29 (3), R.1493/99 - primary aid - aids without intervention - marketing year 07/08	---	---	---	---	-0,0	---	---	0,3	2,6	1,1	0,3	---	---	---	---	---
05 02 09 03 1611 117	Art.71(6), R.1623/00 - producers - fortified wine - marketing year 07/08	---	---	---	---	---	---	---	---	---	---	---	---	---	---	---	---
05 02 09 03 1611 118	Art.74(5), R.1623/00 - payments - producers - marketing year 07/08	---	---	---	---	---	---	---	---	---	---	---	---	---	---	---	---
05 02 09 03 1612 094	Art.48 1a), R.1623/00 - neutral alcohol from marc - aid with intervention - marketing year 06/07 and earlier	---	---	---	---	---	---	---	---	---	---	---	---	---	---	---	---
05 02 09 03 1612 095	Art.48 1a), R.1623/00 - neutral alcohol from marc - aids without intervention - marketing year 06/07 and earlier	---	---	---	---	---	---	---	---	---	---	---	---	---	---	---	---
05 02 09 03 1612 096	Art.48 1a), R.1623/00 - neutral alcohol from wine and lees - aid with intervention - marketing year 06/07 and earlier	---	---	---	---	---	---	---	---	---	---	---	---	---	---	---	---
05 02 09 03 1612 097	Art.48 1a), R.1623/00 - neutral alcohol from wine and lees - aids without intervention - marketing year 06/07 and earlier	---	---	---	---	---	---	---	---	---	---	---	---	---	---	---	---
05 02 09 03 1612 098	Art.48 1 b), R.1623/00 - distillates/raw alcohol - marc - aid with intervention - marketing year 06/07 and earlier	---	---	---	---	---	---	---	---	---	---	---	---	---	---	---	---
05 02 09 03 1612 099	C1 Art.48 1 b), R.1623/00 - spirits - marc - aids without intervention - marketing year 06/07 and earlier	---	---	---	---	---	---	---	---	---	---	---	---	---	---	---	---
05 02 09 03 1612 100	Art.48 1 b), R.1623/00 - supplementary aid - marketing year 06/07 and earlier	---	---	---	---	---	---	---	---	---	---	---	---	---	---	---	---
05 02 09 03 1612 101	Art.48 1 c), R.1623/00 - wine spirits/raw alcohol from wine and lees - aid with intervention - marketing year 06/07 and earlier	---	---	---	---	---	---	---	---	---	---	---	---	---	---	---	---
05 02 09 03 1612 102	C1 Art.48 1 c), R.1623/00 - wine spirits/raw alcohol from wine and lees - aids without intervention - marketing year 06/07 and earlier	---	---	---	---	---	---	---	---	---	0,0	---	---	---	---	---	---
05 02 09 03 1612 103	Art.71(6), R.1623/00 - producers - fortified wine/by products - marketing year 06/07 and earlier	---	---	---	---	---	---	---	---	---	---	---	---	---	---	---	---
05 02 09 03 1612 104	Art.27, R.1493/99; Art.48 1a), R.1623/00 - neutral alcohol from marc - aid with intervention - marketing year 07/08	---	---	---	---	---	---	---	---	---	---	---	---	---	---	---	---
05 02 09 03 1612 105	Art.27, R.1493/99; Art.48 1a), R.1623/00 - neutral alcohol from marc - aids without intervention - marketing year 07/08	---	---	---	---	---	---	---	---	---	---	---	---	---	---	---	---
05 02 09 03 1612 106	Art.27, R.1493/99; Art.48 1a), R.1623/00 - neutral alcohol from wine and lees - aid with intervention - marketing year 07/08	---	---	---	---	---	---	---	---	---	---	---	---	---	---	---	---
05 02 09 03 1612 107	C1 Art.27, R.1493/99; Art.48 1a), R.1623/00 - neutral alcohol from wine and lees - aids without intervention - marketing year 07/08	---	---	---	---	---	---	---	0,1	0,0	0,0	---	---	---	---	---	---
05 02 09 03 1612 108	C1 Art.27, R.1493/99; Art.48 1b), R.1623/00 - distillates/raw alcohol - marc - aid with intervention - marketing year 07/08	---	---	---	---	---	---	---	---	0,2	0,2	1,0	---	---	---	---	---
05 02 09 03 1612 109	C1 Art.27, R.1493/99; Art.48 1b), R.1623/00 - spirits - marc - aids without intervention - marketing year 07/08	---	---	---	---	---	---	---	0,0	0,1	0,1	2,3	0,0	---	---	---	---
05 02 09 03 1612 110	C1 Art.27, R.1493/99; Art.48 1b), R.1623/00 - supplementary aid - marketing year 07/08	---	---	---	---	---	---	---	---	0,2	---	0,8	---	---	---	---	---
05 02 09 03 1612 111	C1 Art.27, R.1493/99; Art.48 1c), R.1623/00 - wine spirits/raw alcohol from wine and lees - aid with intervention - marketing year 07/08	---	---	---	---	---	---	---	---	0,1	0,1	1,0	---	---	---	---	---
05 02 09 03 1612 112	C1 Art.27, R.1493/99; Art.48 1c), R.1623/00 - wine spirits/raw alcohol from wine and lees - aids without intervention - marketing year 07/08	---	---	---	---	---	---	---	0,0	0,2	0,0	0,0	0,0	---	---	---	---
05 02 09 03 1612 113	Art.71(6), R.1623/00 - producers - fortified wine/by products - marketing year 07/08	---	---	---	---	---	---	---	---	---	---	---	---	---	---	---	---
05 02 09 03	C1 Distillation of wine	---	---	---	---	-0,0	---	---	0,4	3,5	1,7	5,5	0,0	---	---	---	---
05 02 09 04 1620 001	C1 Technical costs - raw alcohol - Art.27, 28 & 30, R.1493/99	---	---	---	---	---	---	---	0,3	2,9	2,1	2,7	0,0	---	---	---	0,2



En Millions d'euros

27/01/2010 09:11

FEAGA

II Dépenses

Part I - Page 22 / 85

Poste	BE	BG	CZ	DK	DE	EE	IE	GR	ES	FR	IT	CY	LV	LT	LU	HU
05 02 09 04 1620 001 NA Technical costs - raw alcohol - Art.27, 28 & 30, R.1493/99	---	---	---	---	---	---	---	---	---	---	---	---	---	---	---	---
05 02 09 04 1620 001 Technical costs - raw alcohol - Art.27, 28 & 30, R.1493/99	---	---	---	---	---	---	---	0,3	2,9	2,1	2,7	0,0	---	---	---	0,2
05 02 09 04 1621 001 C1 Financial costs - raw alcohol - Art.27, 28 & 30, R.1493/99	---	---	---	---	---	---	---	0,1	1,5	0,8	1,4	0,0	---	---	---	0,1
05 02 09 04 1621 001 NA Financial costs - raw alcohol - Art.27, 28 & 30, R.1493/99	---	---	---	---	---	---	---	---	---	---	---	---	---	---	---	---
05 02 09 04 1621 001 Financial costs - raw alcohol - Art.27, 28 & 30, R.1493/99	---	---	---	---	---	---	---	0,1	1,5	0,8	1,4	0,0	---	---	---	0,1
05 02 09 04 1622 001 C1 Other public storage costs - raw alcohol - Art.31, R.1493/99	---	---	---	---	---	---	---	0,3	1,0	0,6	2,4	-0,0	---	---	---	0,0
05 02 09 04 1622 001 NA Other public storage costs - raw alcohol - Art.31, R.1493/99	---	---	---	---	---	---	---	---	---	---	---	---	---	---	---	---
05 02 09 04 1622 001 Other public storage costs - raw alcohol - Art.31, R.1493/99	---	---	---	---	---	---	---	0,3	1,0	0,6	2,4	-0,0	---	---	---	0,0
05 02 09 04 1622 002 C1 Other public storage costs - alcohol - Art.37, R.822/87	---	---	---	---	---	---	---	---	---	-0,0	0,0	---	---	---	---	---
05 02 09 04 1622 002 NA Other public storage costs - alcohol - Art.37, R.822/87	---	---	---	---	---	---	---	---	---	---	---	---	---	---	---	---
05 02 09 04 1622 002 Other public storage costs - alcohol - Art.37, R.822/87	---	---	---	---	---	---	---	---	---	-0,0	0,0	---	---	---	---	---
05 02 09 04 1623 001 C1 Depreciation on purchase - raw alcohol - R.1883/78; R.479/08, Art.128(3)b	---	---	---	---	---	---	---	---	0,4	0,2	1,8	---	---	---	---	0,0
05 02 09 04 1623 002 C1 Complementary depreciation - raw alcohol - R.1493/99, Art.27, 28, 30	---	---	---	---	---	---	---	0,4	2,9	1,7	2,9	0,1	---	---	---	0,3
05 02 09 04 1623 002 NA Complementary depreciation - raw alcohol - R.1493/99, Art.27, 28, 30	---	---	---	---	---	---	---	---	---	---	---	---	---	---	---	---
05 02 09 04 1623 002 Complementary depreciation - raw alcohol - R.1493/99, Art.27, 28, 30	---	---	---	---	---	---	---	0,4	2,9	1,7	2,9	0,1	---	---	---	0,3
05 02 09 04 1625 001 C1 Aid - private storage - Art.29(6), R.1493/99 - secondary aid	---	---	---	---	0,0	---	---	0,0	2,1	1,0	3,9	---	---	---	---	---
05 02 09 04 1625 001 NA Aid - private storage - Art.29(6), R.1493/99 - secondary aid	---	---	---	---	---	---	---	---	---	---	---	---	---	---	---	---
05 02 09 04 1625 001 Aid - private storage - Art.29(6), R.1493/99 - secondary aid	---	---	---	---	0,0	---	---	0,0	2,1	1,0	3,9	---	---	---	---	---
05 02 09 04 C1 Storage measures for alcohol	---	---	---	---	0,0	---	---	1,0	10,8	6,4	15,1	0,1	---	---	---	0,7
05 02 09 04 NA Storage measures for alcohol	---	---	---	---	---	---	---	---	---	---	---	---	---	---	---	---
05 02 09 04 Storage measures for alcohol	---	---	---	---	0,0	---	---	1,0	10,8	6,4	15,1	0,1	---	---	---	0,7
05 02 09 05 1630 014 Aid - concentrated musts for enriching certain wines - marketing year 06/07 and earlier - R.1493/99, Art.34 1a)	---	---	---	---	---	---	---	---	---	---	---	---	---	---	---	---
05 02 09 05 1630 015 C1 Aid - concentrated musts for enriching certain wines - marketing year 07/08 - R.1493/99, Art.34 1a)	---	---	---	---	---	---	---	---	---	---	---	---	---	---	---	---
05 02 09 05 1630 024 C1 Aid - processing into grape juice - marketing year 06/07 and earlier - R.1493/99, Art.35 1a)	---	---	---	---	---	---	---	---	0,0	---	0,1	---	---	---	---	---
05 02 09 05 1630 025 C1 Aid - processing into grape juice - marketing year 07/08 - R.1493/99, Art.35 1a)	---	---	---	---	0,0	---	---	---	7,4	0,4	13,4	0,0	---	---	---	---
05 02 09 05 1630 025 NA Aid - processing into grape juice - marketing year 07/08 - R.1493/99, Art.35 1a)	---	---	---	---	---	---	---	---	---	---	---	---	---	---	---	---
05 02 09 05 1630 025 Aid - processing into grape juice - marketing year 07/08 - R.1493/99, Art.35 1a)	---	---	---	---	0,0	---	---	---	7,4	0,4	13,4	0,0	---	---	---	---
05 02 09 05 1630 053 C1 Aid - concentrated and rectified musts for enriching certain wines - marketing year 06/07 and earlier - R.1493/99, Art.34 1b)	---	---	---	---	---	---	---	---	---	---	0,0	---	---	---	---	---
05 02 09 05 1630 053 NA Aid - concentrated and rectified musts for enriching certain wines - marketing year 06/07 and earlier - R.1493/99, Art.34 1b)	---	---	---	---	---	---	---	---	---	---	---	---	---	---	---	---
05 02 09 05 1630 053 Aid - concentrated and rectified musts for enriching certain wines - marketing year 06/07 and earlier - R.1493/99, Art.34 1b)	---	---	---	---	---	---	---	---	---	---	0,0	---	---	---	---	---

En Millions d'euros

27/01/2010 09:11

Part I - Page 23 / 85

FEAGA

II Dépenses

Poste	BE	BG	CZ	DK	DE	EE	IE	GR	ES	FR	IT	CY	LV	LT	LU	HU
05 02 09 05 1630 054 C1 Aid - concentrated and rectified musts for enriching certain wines - marketing year 07/08 - R.1493/99, Art.34 1b)	---	---	---	---	0,0	---	---	---	---	---	-0,1	---	---	---	---	---
05 02 09 05 1630 054 NA Aid - concentrated and rectified musts for enriching certain wines - marketing year 07/08 - R.1493/99, Art.34 1b)	---	---	---	---	---	---	---	---	---	---	---	---	---	---	---	---
05 02 09 05 1630 054 Aid - concentrated and rectified musts for enriching certain wines - marketing year 07/08 - R.1493/99, Art.34 1b)	---	---	---	---	0,0	---	---	---	---	---	-0,1	---	---	---	---	---
05 02 09 05 1630 099 Other aids - R.1493/99, Art.35 1b)&c) - marketing year 06/07 - IE, UK	---	---	---	---	---	---	---	---	---	---	---	---	---	---	---	---
05 02 09 05 1630 100 C1 Other aids - R.1493/99, Art.35 1b)&c) - marketing year 07/08 - IE, UK	---	---	---	---	---	---	---	---	---	---	---	---	---	---	---	---
05 02 09 05 1630 100 NA Other aids - R.1493/99, Art.35 1b)&c) - marketing year 07/08 - IE, UK	---	---	---	---	---	---	---	---	---	---	---	---	---	---	---	---
05 02 09 05 1630 100 Other aids - R.1493/99, Art.35 1b)&c) - marketing year 07/08 - IE, UK	---	---	---	---	---	---	---	---	---	---	---	---	---	---	---	---
05 02 09 05 C1 Aid for the use of must	---	---	---	---	0,0	---	---	---	7,4	0,4	13,4	0,0	---	---	---	---
05 02 09 05 NA Aid for the use of must	---	---	---	---	---	---	---	---	---	---	---	---	---	---	---	---
05 02 09 05 Aid for the use of must	---	---	---	---	0,0	---	---	---	7,4	0,4	13,4	0,0	---	---	---	---
05 02 09 06 1640 018 C1 Marketing year - 05/06 and earlier	---	---	---	---	---	---	---	---	---	---	---	---	---	---	---	0,0
05 02 09 06 1640 018 NA Marketing year - 05/06 and earlier	---	---	---	---	---	---	---	---	---	---	---	---	---	---	---	---
05 02 09 06 1640 018 Marketing year - 05/06 and earlier	---	---	---	---	---	---	---	---	---	---	---	---	---	---	---	0,0
05 02 09 06 1640 019 C1 Marketing year - 06/07 - R.1493/99, Art.8	---	---	---	---	---	---	---	---	---	0,0	---	---	---	---	---	0,0
05 02 09 06 1640 020 C1 Marketing year - 07/08 - R.1493/99, Art.8	---	---	---	---	0,0	---	---	---	---	12,8	---	---	---	---	---	---
05 02 09 06 1640 020 NA Marketing year - 07/08 - R.1493/99, Art.8	---	---	---	---	---	---	---	---	---	---	---	---	---	---	---	---
05 02 09 06 1640 020 Marketing year - 07/08 - R.1493/99, Art.8	---	---	---	---	0,0	---	---	---	---	12,8	---	---	---	---	---	---
05 02 09 06 C1 Permanent abandonment premiums for areas under vines	---	---	---	---	0,0	---	---	---	---	12,8	---	---	---	---	---	0,0
05 02 09 06 NA Permanent abandonment premiums for areas under vines	---	---	---	---	---	---	---	---	---	---	---	---	---	---	---	---
05 02 09 06 Permanent abandonment premiums for areas under vines	---	---	---	---	0,0	---	---	---	---	12,8	---	---	---	---	---	0,0
05 02 09 07 1650 009 C1 Marketing year 05/06 and earlier - decision 2005/716/EC & 2006/669/EC	---	---	---	---	-0,0	---	---	---	-0,7	---	-1,8	---	---	---	---	-0,0
05 02 09 07 1650 010 C1 Marketing year 06/07 - decision 2006/701/EC & 2007/381/EC & 2007/653/EC	---	---	---	---	---	---	---	---	-0,3	---	-0,1	---	---	---	---	---
05 02 09 07 1650 011 C1 Marketing year 07/08 - decision 2007/719/EC & 2008/799/EC	---	---	---	---	-0,1	---	---	---	-0,3	---	-0,2	---	---	---	---	-0,0
05 02 09 07 C1 Restructuring and conversion of vineyards	---	---	---	---	-0,2	---	---	---	-1,3	---	-2,1	---	---	---	---	-0,0
05 02 09 08 0000 001 C1 Promotion on third country markets - R.479/08, Art.10	---	---	---	---	0,5	---	---	---	7,0	18,4	4,9	---	---	---	---	---
05 02 09 08 0000 002 C1 Restructuring and conversion of vineyards - R.479/08, Art.11; R.555/08, Art.10	---	5,7	3,0	---	12,5	---	---	11,7	27,6	45,4	82,6	1,9	---	---	0,1	13,8
05 02 09 08 0000 003 C1 Restructuring and conversion of vineyards - R.1493/99, Art.11; R.479/08, Art.128(3)a)	---	2,0	---	---	2,8	---	---	---	30,3	10,1	0,2	---	---	---	---	---
05 02 09 08 0000 004 C1 Green harvesting - R.479/08, Art.12	---	---	---	---	---	---	---	---	---	---	---	---	---	---	---	---
05 02 09 08 0000 005 Mutual funds - R.479/08, Art.13	---	---	---	---	---	---	---	---	---	---	---	---	---	---	---	---
05 02 09 08 0000 006 C1 Harvest insurance - R.479/08, Art.14	---	0,5	---	---	0,1	---	---	---	---	1,0	---	---	---	---	---	---
05 02 09 08 0000 007 C1 Investment - R.479/08, Art.15	---	---	---	---	3,8	---	---	---	---	10,9	---	0,9	---	---	---	---







En Millions d'euros

27/01/2010 09:11

FEAGA

II Dépenses

Part I - Page 27 / 85

Poste	BE	BG	CZ	DK	DE	EE	IE	GR	ES	FR	IT	CY	LV	LT	LU	HU
05 02 10 01 3800 414 C1 Wine - R.1071/05 - decision C(06)3079 - ES - programme 1	---	---	---	---	---	---	---	---	0,4	---	---	---	---	---	---	---
05 02 10 01 3800 415 C1 Wine - R.1071/05 - decision C(06)3079 - HU - programme 1	---	---	---	---	---	---	---	---	---	---	---	---	---	---	---	0,2
05 02 10 01 3800 416 C1 Wine - R.1071/05 - decision C(06)3079 - IT - programme 3	---	---	---	---	---	---	---	---	---	---	0,1	---	---	---	---	---
05 02 10 01 3800 430 C1 Honey - R.1071/05 - decision C(06)3079 - CZ - programme 1	---	---	0,0	---	---	---	---	---	---	---	---	---	---	---	---	---
05 02 10 01 3800 431 Honey - R.1071/05 - decision C(06)3079 - EE - programme 1	---	---	---	---	---	---	---	---	---	---	---	---	---	---	---	---
05 02 10 01 3800 432 C1 Honey - R.1071/05 - decision C(06)3079 - LV - programme 4	---	---	---	---	---	---	---	---	---	---	---	---	0,1	---	---	---
05 02 10 01 3800 433 C1 Honey - R.1071/05 - decision C(06)3079 - FI - programme 3	---	---	---	---	---	---	---	---	---	---	---	---	---	---	---	---
05 02 10 01 3800 452 Live plants & floriculture products - R.94/02 - decision C(03)1926 - 1st part - contract 2	---	---	---	---	---	---	---	---	---	---	---	---	---	---	---	---
05 02 10 01 3800 453 Live plants & floriculture products - R.94/02 - decision C(03)5257 - 2nd part - contract 1	---	---	---	---	---	---	---	---	---	---	---	---	---	---	---	---
05 02 10 01 3800 455 C1 Live plants & floriculture products - R.94/02 - decision C(04)5360 - 2nd part - contract 1	---	---	---	---	---	---	---	---	---	---	-0,0	---	---	---	---	---
05 02 10 01 3800 456 C1 Live plants & floriculture products - R.94/02 - decision C(05)1767 - 1st part - contract 1	0,0	---	---	---	---	---	---	---	---	---	---	---	---	---	---	---
05 02 10 01 3800 457 Live plants & floriculture products - R.94/02 - decision C(05)1767 - 1st part - contract 2	---	---	---	---	---	---	---	---	---	---	---	---	---	---	---	---
05 02 10 01 3800 458 C1 Live plants & floriculture products - R.94/02 - decision C(05)1767 - 1st part - contract 3	---	---	---	---	---	---	---	---	---	---	---	---	---	---	---	---
05 02 10 01 3800 459 C1 Live plants & floriculture products (R.1071/05) - decision C(06)6 - AT - programme 2	---	---	---	---	---	---	---	---	---	---	---	---	---	---	---	---
05 02 10 01 3800 460 C1 Live plants & floriculture products (R.1071/05) - decision C(06)6 - NL - programme 2	---	---	---	---	---	---	---	---	---	---	---	---	---	---	---	---
05 02 10 01 3800 461 C1 Live plants & floriculture products - R.1071/05 - decision C(06)3079 - NL - programme 1	---	---	---	---	---	---	---	---	---	---	---	---	---	---	---	---
05 02 10 01 3800 462 C1 Live plants & floriculture products - R.1071/05 - decision C(06)3079 - DE - programme 3	---	---	---	---	0,5	---	---	---	---	---	---	---	---	---	---	---
05 02 10 01 3800 463 C1 Live plants & floriculture products - R.1071/05 - decision C(06)3079 - multinat. contract - DE, NL - programme 2	---	---	---	---	0,1	---	---	---	---	---	---	---	---	---	---	---
05 02 10 01 3800 470 Products PDO - R.94/02 - decision C(04)2000 - 1st part - contract 1	---	---	---	---	---	---	---	---	---	---	---	---	---	---	---	---
05 02 10 01 3800 472 Products PDO, PGI (R.1071/05) - decision C(06)6 - DE - programme 1	---	---	---	---	---	---	---	---	---	---	---	---	---	---	---	---
05 02 10 01 3800 473 C1 Products PDO, PGI (R.1071/05) - decision C(06)6 - ES - programme 1	---	---	---	---	---	---	---	---	0,3	---	---	---	---	---	---	---
05 02 10 01 3800 474 C1 Products PDO, PGI (R.1071/05) - decision C(06)6 - FR - programme 3	---	---	---	---	---	---	---	---	---	0,5	---	---	---	---	---	---
05 02 10 01 3800 475 C1 Products PDO, PGI - R.1071/05 - decision C(06)3079 - PT - programme 1	---	---	---	---	---	---	---	---	---	---	---	---	---	---	---	---
05 02 10 01 3800 476 C1 Products PDO, PGI - R.1071/05 - decision C(06)3079 - IT - programme 2	---	---	---	---	---	---	---	---	---	---	0,3	---	---	---	---	---
05 02 10 01 3800 477 Measures within the Union - R.1071/05 - decision C(06)6458 - programme 1 - DE	---	---	---	---	---	---	---	---	---	---	---	---	---	---	---	---
05 02 10 01 3800 478 C1 Measures within the Union - R.1071/05 - decision C(07)3299 - multinat. contract - programme 1 - FR, IT, NL	---	---	---	---	---	---	---	---	---	0,9	0,8	---	---	---	---	---
05 02 10 01 3800 479 C1 Measures within the Union - R.1071/05 - decision C(07)3299 - programme 1 - CZ, DE, EL, ES, FR, IT, HU, NL, AT, PL, PT	---	---	0,1	---	0,2	---	---	0,5	0,9	0,9	0,1	---	---	---	---	0,2
05 02 10 01 3800 480 C1 Measures within the Union - R.1071/05 - decision C(07)3299 - programme 2 - EL, ES, FR, IT, PL	---	---	---	---	---	---	---	0,1	0,2	0,7	0,5	---	---	---	---	---
05 02 10 01 3800 481 C1 Measures within the Union - R.1071/05 - decision C(07)3299 - programme 3 - ES, FR, IT, PL	---	---	---	---	---	---	---	---	0,1	0,7	0,5	---	---	---	---	---
05 02 10 01 3800 482 C1 Measures within the Union - R.1071/05 - decision C(07)3299 - programme 4 - ES, IT	---	---	---	---	---	---	---	---	0,6	---	0,0	---	---	---	---	---



En Millions d'euros

27/01/2010 09:11

FEAGA

II Dépenses

Part I - Page 29 / 85

Poste		BE	BG	CZ	DK	DE	EE	IE	GR	ES	FR	IT	CY	LV	LT	LU	HU
05 02 10 01 3801 032	Third countries - R.2879/00 - decision C(05)615 - contract 7	---	---	---	---	---	---	---	---	---	---	---	---	---	---	---	---
05 02 10 01 3801 033	C1 Third countries - R.1346/05 - decision C(05)4082 - EL - programme 1	---	---	---	---	---	---	---	0,4	---	---	---	---	---	---	---	---
05 02 10 01 3801 034	C1 Third countries - R.1346/05 - decision C(05)4082 - EL - programme 2	---	---	---	---	---	---	---	0,3	---	---	---	---	---	---	---	---
05 02 10 01 3801 035	Third countries - R.1346/05 - decision C(05)4082 - IT - programme 1	---	---	---	---	---	---	---	---	---	---	---	---	---	---	---	---
05 02 10 01 3801 036	C1 Third countries - R.1346/05 - decision C(05)4082 - IT - programme 2	---	---	---	---	---	---	---	---	---	---	0,4	---	---	---	---	---
05 02 10 01 3801 037	C1 Third countries - R.1346/05 - decision C(05)4082 - IT - programme 3	---	---	---	---	---	---	---	---	---	---	0,2	---	---	---	---	---
05 02 10 01 3801 038	Third countries - R.1346/05 - decision C(05)4082 - IT - programme 4	---	---	---	---	---	---	---	---	---	---	---	---	---	---	---	---
05 02 10 01 3801 039	C1 Third countries - R.1346/05 - decision C(05)4082 - IT - programme 5	---	---	---	---	---	---	---	---	---	---	0,2	---	---	---	---	---
05 02 10 01 3801 040	C1 Third countries - R.1346/05 - decision C(05)4082 - CY - programme 1	---	---	---	---	---	---	---	---	---	---	---	0,1	---	---	---	---
05 02 10 01 3801 041	C1 Third countries - R.1346/05 - decision C(05)4082 - CY - programme 2	---	---	---	---	---	---	---	---	---	---	---	0,3	---	---	---	---
05 02 10 01 3801 042	C1 Third countries - R.1346/05 - decision C(05)4082 - LT - programme 1	---	---	---	---	---	---	---	---	---	---	---	---	---	0,3	---	---
05 02 10 01 3801 043	C1 Third countries - R.1346/05 - decision C(05)4082 - NL - programme 1	---	---	---	---	---	---	---	---	---	---	---	---	---	---	---	---
05 02 10 01 3801 044	C1 Third countries - R.1346/05 - decision C(05)4082 - NL - programme 2	---	---	---	---	---	---	---	---	---	---	---	---	---	---	---	---
05 02 10 01 3801 045	C1 Third countries - R.1346/05 - decision C(05)4082 - NL - programme 3	---	---	---	---	---	---	---	---	---	---	---	---	---	---	---	---
05 02 10 01 3801 046	Third countries - R.1346/05 - decision C(05)4082 - PL - programme 1	---	---	---	---	---	---	---	---	---	---	---	---	---	---	---	---
05 02 10 01 3801 047	C1 Third countries - R.1346/05 - decision C(06)796 - EL - programme 1	---	---	---	---	---	---	---	0,1	---	---	---	---	---	---	---	---
05 02 10 01 3801 048	C1 Third countries - R.1346/05 - decision C(06)796 - EL - programme 2	---	---	---	---	---	---	---	0,2	---	---	---	---	---	---	---	---
05 02 10 01 3801 049	Third countries - R.1346/05 - decision C(06)796 - EL - programme 3	---	---	---	---	---	---	---	---	---	---	---	---	---	---	---	---
05 02 10 01 3801 050	C1 Third countries - R.1346/05 - decision C(06)796 - IT - programme 1	---	---	---	---	---	---	---	---	---	---	0,3	---	---	---	---	---
05 02 10 01 3801 051	C1 Third countries - R.1346/05 - decision C(06)796 - IT - programme 2	---	---	---	---	---	---	---	---	---	---	0,1	---	---	---	---	---
05 02 10 01 3801 052	C1 Third countries - R.1346/05 - decision C(06)796 - IT - programme 3	---	---	---	---	---	---	---	---	---	---	0,3	---	---	---	---	---
05 02 10 01 3801 053	C1 Third countries - R.1346/05 - decision C(06)796 - PT - programme 1	---	---	---	---	---	---	---	---	---	---	---	---	---	---	---	---
05 02 10 01 3801 404	Third countries - R.2879/00 - decision C(01)4005 - multinat. contract 4	---	---	---	---	---	---	---	---	---	---	---	---	---	---	---	---
05 02 10 01 3801 406	Third countries - R.2879/00 - decision C(03)15 - multinat. contract 1	---	---	---	---	---	---	---	---	---	---	---	---	---	---	---	---
05 02 10 01 3801 408	Third countries - R.2879/00 - decision C(03)3404 - multinat. contract 1	---	---	---	---	---	---	---	---	---	---	---	---	---	---	---	---
05 02 10 01 3801 409	C1 Third countries - R.2879/00 - decision C(03)3404 - multinat. contract 2	---	---	---	---	---	---	---	---	-0,0	---	---	---	---	---	---	---
05 02 10 01 3801 410	Third countries - R.2879/00 - decision C(03)3404 - multinat. contract 3	---	---	---	---	---	---	---	---	---	---	---	---	---	---	---	---
05 02 10 01 3801 411	Third countries - R.2879/00 - decision C(04)817 - multinat. contract 1	---	---	---	---	---	---	---	---	---	---	---	---	---	---	---	---
05 02 10 01 3801 412	Third countries - R.2879/00 - decision C(04)3536 - multinat. contract 1	---	---	---	---	---	---	---	---	---	---	---	---	---	---	---	---
05 02 10 01 3801 413	C1 Third countries - R.2879/00 - decision C(05)615 - multinat. contract 1	---	---	---	---	---	---	---	---	---	0,0	---	---	---	---	---	---
05 02 10 01 3801 414	C1 Third countries - R.2879/00 - decision C(05)615 - multinat. contract 2	---	---	---	---	---	---	---	---	---	0,0	0,0	---	---	---	---	---



En Millions d'euros

27/01/2010 09:11

FEAGA

II Dépenses

Part I - Page 30 / 85

Poste		BE	BG	CZ	DK	DE	EE	IE	GR	ES	FR	IT	CY	LV	LT	LU	HU
05 02 10 01 3801 415	C1 Third countries - R.2879/00 - decision C(05)615 - multinat. contract 3	---	---	---	---	0,0	---	---	---	---	---	---	---	---	---	---	---
05 02 10 01 3801 416	C1 Third countries - R.1346/05 - decision C(05)4082 - multinat. contract - ES, FR - programme 1	---	---	---	---	---	---	---	---	0,0	0,1	---	---	---	---	---	---
05 02 10 01 3801 417	C1 Third countries - R.1346/05 - decision C(06)796 - multinat. contract - IT, FR - programme 1	---	---	---	---	---	---	---	---	---	0,4	0,2	---	---	---	---	---
05 02 10 01 3801 418	C1 Third countries - R.1346/05 - decision C(06)5987 - programme 1 - CY, DE, EL, IT, NL, PL, PT	---	---	---	---	0,1	---	---	0,2	---	---	0,2	0,4	---	---	---	---
05 02 10 01 3801 419	C1 Third countries - R.1346/05 - decision C(06)5987 - programme 2 - EL, IT	---	---	---	---	---	---	---	0,4	---	---	0,2	---	---	---	---	---
05 02 10 01 3801 420	C1 Third countries - R.1346/05 - decision C(06)5987 - programme 3 - IT	---	---	---	---	---	---	---	---	---	---	0,2	---	---	---	---	---
05 02 10 01 3801 421	C1 Third countries - R.1346/05 - decision C(07)5911 - multinat. contract - programme 1 - DK, FR	---	---	---	0,1	---	---	---	---	---	0,0	---	---	---	---	---	---
05 02 10 01 3801 422	C1 Third countries - R.1346/05 - decision C(07)5911 - multinat. contract - programme 2 - IT, PT	---	---	---	---	---	---	---	---	---	---	0,5	---	---	---	---	---
05 02 10 01 3801 423	C1 Third countries - R.1346/05 - decision C(07)5911 - multinat. contract - programme 1 - CY, DE, EL, HU, IT, PL, PT, SI	---	---	---	---	0,4	---	---	0,2	---	---	0,3	0,4	---	---	---	0,2
05 02 10 01 3801 424	C1 Third countries - R.1346/05 - decision C(07)5911 - multinat. contract - programme 2 - EL, IT	---	---	---	---	---	---	---	0,1	---	---	0,1	---	---	---	---	---
05 02 10 01 3801 425	C1 Third countries - R.1346/05 - decision C(07)5911 - multinat. contract - programme 3 - EL, IT	---	---	---	---	---	---	---	0,2	---	---	0,3	---	---	---	---	---
05 02 10 01 3801 426	C1 Third countries - R.1346/05 - decision C(07)5911 - multinat. contract - programme 4 - IT	---	---	---	---	---	---	---	---	---	---	0,2	---	---	---	---	---
05 02 10 01 3801 427	C1 Third countries - R.1346/05 - decision C(07)5911 - multinat. contract - programme 5 - IT	---	---	---	---	---	---	---	---	---	---	0,1	---	---	---	---	---
05 02 10 01 3801 428	C1 Third countries - R.1346/05 - decision C(07)5911 - multinat. contract - programme 6 - IT	---	---	---	---	---	---	---	---	---	---	0,4	---	---	---	---	---
05 02 10 01 3801 429	C1 Third countries - R.1346/05 - decision C(07)5911 - multinat. contract - programme 7 - IT	---	---	---	---	---	---	---	---	---	---	0,5	---	---	---	---	---
05 02 10 01 3801 430	C1 Third countries - R.501/2008 - decision C(2008)8233 - multinat. contract - programme 1 - BG, CY	---	---	---	---	---	---	---	---	---	---	---	0,2	---	---	---	---
05 02 10 01 3801 431	Third countries - R.501/2008 - decision C(2008)8233 - multinat. contract - programme 2 - ES, FR	---	---	---	---	---	---	---	---	---	---	---	---	---	---	---	---
05 02 10 01 3801 432	C1 Third countries - R.501/2008 - decision C(2008)8233 - multinat. contract - programme 3 - FR, IT	---	---	---	---	---	---	---	---	---	---	0,1	---	---	---	---	---
05 02 10 01 3801 433	C1 Third countries - R.501/2008 - decision C(2008)8233 - programme 1 - DE, IE, EL, IT	---	---	---	---	---	---	0,0	---	---	---	0,3	---	---	---	---	---
05 02 10 01 3801 434	C1 Third countries - R.501/2008 - decision C(2008)8233 - programme 2 - DE, EL, IT	---	---	---	---	---	---	---	---	---	---	0,3	---	---	---	---	---
05 02 10 01 3801 435	Third countries - R.501/2008 - decision C(2008)8233 - programme 3 - EL	---	---	---	---	---	---	---	---	---	---	---	---	---	---	---	---
05 02 10 01	C1 Promotion measures — Payments by Member States	1,6	---	0,1	0,6	2,6	0,0	0,0	4,2	2,9	9,3	10,6	1,6	0,1	0,3	0,2	0,5
05 02 10 02 3810 301	C1 Direct payments reserved for EAGF	---	---	---	---	---	---	---	---	---	---	---	---	---	---	---	---
05 02 10 02	C1 Promotion measures — Direct payments by the European Community	---	---	---	---	---	---	---	---	---	---	---	---	---	---	---	---
05 02 10 99 0000 006	C1 Others	---	---	---	---	0,0	---	---	---	---	---	---	---	---	---	---	---
05 02 10 99	C1 Other measures (promotion)	---	---	---	---	0,0	---	---	---	---	---	---	---	---	---	---	---
05 02 10	C1 Promotion	1,6	---	0,1	0,6	2,6	0,0	0,0	4,2	2,9	9,3	10,6	1,6	0,1	0,3	0,2	0,5
05 02 11 01 1300 037	C1 Production aid - dried fodder - R.1786/03, Art.7 - marketing year 06/07 and earlier	---	---	---	---	---	---	---	---	0,0	---	---	---	---	---	---	---
05 02 11 01 1300 038	Production aid - dried fodder - R.1786/03, Art.7; R.382/05, Art.34a) - marketing year 06/07	---	---	---	---	---	---	---	---	---	---	---	---	---	---	---	---
05 02 11 01 1300 039	C1 Production aid - dried fodder - R.1786/03, Art.7 - advances - marketing year 07/08	---	---	---	---	---	---	---	-0,0	---	---	---	---	---	---	---	---
05 02 11 01 1300 040	C1 Production aid - dried fodder - R.1786/03, Art.7 - balance - marketing year 07/08	---	---	---	---	---	---	---	0,0	0,0	---	0,0	---	---	---	---	---



En Millions d'euros

27/01/2010 09:11

FEAGA

II Dépenses

Part I - Page 32 / 85

Poste		BE	BG	CZ	DK	DE	EE	IE	GR	ES	FR	IT	CY	LV	LT	LU	HU
05 02 11 04 3201 030	Poseidom - plant products - aid for processing sugar cane into rum - R.247/06, title III - calendar year 2007	---	---	---	---	---	---	---	---	---	---	---	---	---	---	---	---
05 02 11 04 3201 031 C1	Poseidom - plant products - aid for local marketing of fruit and vegetables - R.247/06, title III - calendar year 2007	---	---	---	---	---	---	---	---	---	---	---	---	---	---	---	---
05 02 11 04 3201 032 C1	Poseidom - plant products - marketing outside the production region - R.247/06, title III - calendar year 2007	---	---	---	---	---	---	---	---	---	-0,0	---	---	---	---	---	---
05 02 11 04 3201 033	Poseidom - plant products - aid for marketing rice harvested in Guiana - R.247/06, title III - calendar year 2007	---	---	---	---	---	---	---	---	---	---	---	---	---	---	---	---
05 02 11 04 3201 034	Poseidom - plant products - processing aid - fruits & vegetables - R.247/06, title III - calendar year 2007	---	---	---	---	---	---	---	---	---	---	---	---	---	---	---	---
05 02 11 04 3201 035	Poseidom - plant products - aid, sugar industries - R.247/06, title III - calendar year 2007	---	---	---	---	---	---	---	---	---	---	---	---	---	---	---	---
05 02 11 04 3201 036	Poseidom - plant products - aid to interprofessional organisations - R.247/06, title III - calendar year 2007	---	---	---	---	---	---	---	---	---	---	---	---	---	---	---	---
05 02 11 04 3201 037	Poseidom - plant products - other payments - R.247/06, title III - calendar year 2007	---	---	---	---	---	---	---	---	---	---	---	---	---	---	---	---
05 02 11 04 3201 038	Poseidom - plant products - production aid for essential oils & hydrolats - R.247/06, title III - calendar year 2007	---	---	---	---	---	---	---	---	---	---	---	---	---	---	---	---
05 02 11 04 3201 050	Poseidom - livestock products - import - live animals - R.247/06, title III - calendar year 2006	---	---	---	---	---	---	---	---	---	---	---	---	---	---	---	---
05 02 11 04 3201 051	Poseidom - livestock products - aid to interprofessional organisations - R.247/06, title III - calendar year 2006	---	---	---	---	---	---	---	---	---	---	---	---	---	---	---	---
05 02 11 04 3201 052	Poseidom - livestock products - other payments - R.247/06, title III - calendar year 2006	---	---	---	---	---	---	---	---	---	---	---	---	---	---	---	---
05 02 11 04 3201 053	Poseidom - livestock products - reference networks - R.247/06, title III - calendar year 2006	---	---	---	---	---	---	---	---	---	---	---	---	---	---	---	---
05 02 11 04 3201 054	Poseidom - livestock products - import - live animals - R.247/06, title III - calendar year 2007	---	---	---	---	---	---	---	---	---	---	---	---	---	---	---	---
05 02 11 04 3201 055	Poseidom - livestock products - aid to interprofessional organisations - R.247/06, title III - calendar year 2007	---	---	---	---	---	---	---	---	---	---	---	---	---	---	---	---
05 02 11 04 3201 056	Poseidom - livestock products - other payments - R.247/06, title III - calendar year 2007	---	---	---	---	---	---	---	---	---	---	---	---	---	---	---	---
05 02 11 04 3201 057	Poseidom - livestock products - reference networks - R.247/06, title III - calendar year 2007	---	---	---	---	---	---	---	---	---	---	---	---	---	---	---	---
05 02 11 04 3201 058 C1	Poseidom - livestock products - import - live animals - R.247/06, title III - calendar year 2008	---	---	---	---	---	---	---	---	---	0,3	---	---	---	---	---	---
05 02 11 04 3201 070	Poseidom - financing of studies - demonstration projects - training - technical assistance - R.247/06, title III - calendar year 2006	---	---	---	---	---	---	---	---	---	---	---	---	---	---	---	---
05 02 11 04 3201 071	Poseidom - financing of studies - demonstration projects - training - technical assistance - R.247/06, title III - calendar year 2007	---	---	---	---	---	---	---	---	---	---	---	---	---	---	---	---
05 02 11 04 3201 072 C1	Poseidom - financing of studies - demonstration projects - training - technical assistance - R.247/06, title III - calendar year 2008	---	---	---	---	---	---	---	---	---	0,2	---	---	---	---	---	---
05 02 11 04 3201 080 C1	Poseidom - plant products - aid for processing sugar cane into rum - R.247/06, title III - calendar year 2008 - FR	---	---	---	---	---	---	---	---	---	5,7	---	---	---	---	---	---
05 02 11 04 3201 081 C1	Poseidom - plant products - aid for local marketing of fruit and vegetables - R.247/06, title III - calendar year 2008 - FR	---	---	---	---	---	---	---	---	---	6,8	---	---	---	---	---	---
05 02 11 04 3201 082 C1	Poseidom - plant products - marketing outside the production region - R.247/06, title III - calendar year 2008 - FR	---	---	---	---	---	---	---	---	---	2,3	---	---	---	---	---	---
05 02 11 04 3201 083	Poseidom - plant products - aid for marketing rice harvested in Guiana - R.247/06, title III - calendar year 2008 - FR	---	---	---	---	---	---	---	---	---	---	---	---	---	---	---	---
05 02 11 04 3201 084 C1	Poseidom - plant products - processing aid - fruits & vegetables - R.247/06, title III - calendar year 2008 - FR	---	---	---	---	---	---	---	---	---	1,2	---	---	---	---	---	---
05 02 11 04 3201 085 C1	Poseidom - plant products - aid, sugar industries - R.247/06, title III - calendar year 2008 - FR	---	---	---	---	---	---	---	---	---	55,6	---	---	---	---	---	---
05 02 11 04 3201 086	Poseidom - plant products - aid to interprofessional organisations - R.247/06, title III - calendar year 2008 - FR	---	---	---	---	---	---	---	---	---	---	---	---	---	---	---	---
05 02 11 04 3201 087 C1	Poseidom - plant products - other payments - R.247/06, title III - calendar year 2008 - FR	---	---	---	---	---	---	---	---	---	1,7	---	---	---	---	---	---
05 02 11 04 3201 088 C1	Poseidom - plant products - production aid for essential oils & hydrolats - R.247/06, title III - calendar year 2008 - FR	---	---	---	---	---	---	---	---	---	0,1	---	---	---	---	---	---























En Millions d'euros

27/01/2010 09:11

FEAGA

II Dépenses

Part I - Page 43 / 85

Poste		BE	BG	CZ	DK	DE	EE	IE	GR	ES	FR	IT	CY	LV	LT	LU	HU
05 02 12 01 2003 051	CN 0402 21, 0402 29 - powd.milk with a fat content exceeding 1,5% - marketing year 08/09 - R.1234/07, Art.162(1)a)(v)	13,2	---	0,6	11,7	1,3	---	1,7	---	0,0	2,4	---	---	0,2	0,0	---	---
05 02 12 01 2003 052	C1 CN 0402 91, 0402 99 - condensed milk - marketing year 08/09 - R.1234/07, Art.162(1)a)(v)	---	---	---	---	0,0	---	---	---	---	---	---	---	---	---	---	---
05 02 12 01 2003 052	C4 CN 0402 91, 0402 99 - condensed milk - marketing year 08/09 - R.1234/07, Art.162(1)a)(v)	---	---	---	---	0,9	---	---	---	---	---	---	---	---	---	---	---
05 02 12 01 2003 052	NA CN 0402 91, 0402 99 - condensed milk - marketing year 08/09 - R.1234/07, Art.162(1)a)(v)	---	---	---	---	---	---	---	---	---	---	---	---	---	---	---	---
05 02 12 01 2003 052	CN 0402 91, 0402 99 - condensed milk - marketing year 08/09 - R.1234/07, Art.162(1)a)(v)	---	---	---	---	1,0	---	---	---	---	---	---	---	---	---	---	---
05 02 12 01 2003 053	C1 CN 0401, 0403, 0404 - other products - marketing year 08/09 - R.1234/07, Art.162(1)a)(v)	0,0	---	---	0,0	0,0	---	---	---	---	---	---	---	---	---	---	---
05 02 12 01 2003 053	C4 CN 0401, 0403, 0404 - other products - marketing year 08/09 - R.1234/07, Art.162(1)a)(v)	0,1	---	---	0,3	0,4	0,0	0,5	---	0,0	1,2	---	---	0,1	0,0	---	---
05 02 12 01 2003 053	NA CN 0401, 0403, 0404 - other products - marketing year 08/09 - R.1234/07, Art.162(1)a)(v)	---	---	---	---	---	---	---	---	---	---	---	---	---	---	---	---
05 02 12 01 2003 053	CN 0401, 0403, 0404 - other products - marketing year 08/09 - R.1234/07, Art.162(1)a)(v)	0,1	---	---	0,3	0,4	0,0	0,5	---	0,0	1,2	---	---	0,1	0,0	---	---
05 02 12 01 2003 054	C4 CN 0402 21, 0402 29 - powd.milk with a fat content exceeding 1,5% - marketing year 09/10 - R.1234/07, Art.162(1)a)(v)	2,5	---	0,0	1,1	0,0	0,0	---	---	---	0,3	---	---	0,0	---	---	---
05 02 12 01 2003 054	NA CN 0402 21, 0402 29 - powd.milk with a fat content exceeding 1,5% - marketing year 09/10 - R.1234/07, Art.162(1)a)(v)	---	---	---	---	---	---	---	---	---	---	---	---	---	---	---	---
05 02 12 01 2003 054	CN 0402 21, 0402 29 - powd.milk with a fat content exceeding 1,5% - marketing year 09/10 - R.1234/07, Art.162(1)a)(v)	2,5	---	0,0	1,1	0,0	0,0	---	---	---	0,3	---	---	0,0	---	---	---
05 02 12 01 2003 055	C4 CN 0402 91, 0402 99 - condensed milk - marketing year 09/10 - R.1234/07, Art.162(1)a)(v)	---	---	---	---	0,0	---	---	---	---	---	---	---	---	---	---	---
05 02 12 01 2003 055	NA CN 0402 91, 0402 99 - condensed milk - marketing year 09/10 - R.1234/07, Art.162(1)a)(v)	---	---	---	---	---	---	---	---	---	---	---	---	---	---	---	---
05 02 12 01 2003 055	CN 0402 91, 0402 99 - condensed milk - marketing year 09/10 - R.1234/07, Art.162(1)a)(v)	---	---	---	---	0,0	---	---	---	---	---	---	---	---	---	---	---
05 02 12 01 2003 056	C4 CN 0401, 0403, 0404 - other products - marketing year 09/10 - R.1234/07, Art.162(1)a)(v)	---	---	---	0,1	0,0	0,1	---	---	---	0,0	---	---	0,0	---	---	---
05 02 12 01 2003 056	NA CN 0401, 0403, 0404 - other products - marketing year 09/10 - R.1234/07, Art.162(1)a)(v)	---	---	---	---	---	---	---	---	---	---	---	---	---	---	---	---
05 02 12 01 2003 056	CN 0401, 0403, 0404 - other products - marketing year 09/10 - R.1234/07, Art.162(1)a)(v)	---	---	---	0,1	0,0	0,1	---	---	---	0,0	---	---	0,0	---	---	---
05 02 12 01	C1 Refunds for milk and milk products	3,2	---	0,1	0,5	0,5	0,0	0,0	0,0	0,1	0,4	0,0	---	---	---	---	---
05 02 12 01	C4 Refunds for milk and milk products	24,5	---	1,7	17,7	13,5	0,9	6,1	0,0	0,3	8,9	0,1	---	0,5	3,9	---	0,2
05 02 12 01	NA Refunds for milk and milk products	---	---	---	---	---	---	---	---	---	---	---	---	---	---	---	---
05 02 12 01	Refunds for milk and milk products	27,7	---	1,7	18,2	14,1	1,0	6,2	0,0	0,4	9,3	0,1	---	0,5	3,9	---	0,2
05 02 12 02 2011 001	C1 Technical costs of public storage - R.1234/07, Art.10(1)f)	0,1	---	0,0	---	0,1	0,0	0,1	---	0,0	0,0	---	---	---	0,0	---	---
05 02 12 02 2011 001	C4 Technical costs of public storage - R.1234/07, Art.10(1)f)	0,6	---	0,1	---	1,7	0,1	0,6	---	0,0	1,5	---	---	---	0,2	---	---
05 02 12 02 2011 001	NA Technical costs of public storage - R.1234/07, Art.10(1)f)	---	---	---	---	---	---	---	---	---	---	---	---	---	---	---	---
05 02 12 02 2011 001	Technical costs of public storage - R.1234/07, Art.10(1)f)	0,6	---	0,1	---	1,8	0,1	0,8	---	0,0	1,5	---	---	---	0,2	---	---
05 02 12 02 2012 001	C1 Financial costs of public storage - R.1234/07, Art.10(1)f)	---	---	-0,0	---	0,4	---	---	---	-0,0	---	---	---	---	---	---	---
05 02 12 02 2012 001	C4 Financial costs of public storage - R.1234/07, Art.10(1)f)	0,2	---	0,0	---	0,1	0,0	0,1	---	0,0	0,4	---	---	---	0,0	---	---
05 02 12 02 2012 001	NA Financial costs of public storage - R.1234/07, Art.10(1)f)	---	---	---	---	---	---	---	---	---	---	---	---	---	---	---	---
05 02 12 02 2012 001	Financial costs of public storage - R.1234/07, Art.10(1)f)	0,2	---	0,0	---	0,5	0,0	0,1	---	0,0	0,4	---	---	---	0,0	---	---







En Millions d'euros

27/01/2010 09:11

FEAGA

II Dépenses

Part I - Page 46 / 85

Poste	BE	BG	CZ	DK	DE	EE	IE	GR	ES	FR	IT	CY	LV	LT	LU	HU
05 02 12 06 2050 009 C1 Private storage - long-keeping cheeses - R.1255/99, Art.9; R.414/08 - 08/09 - DE, IE, FR, LV, LT, HU, AT, PL, RO, SI, FI, SE	---	---	---	---	---	---	---	---	---	0,5	---	---	---	0,0	---	---
05 02 12 06 2050 010 C1 Private storage - kefalotyri/kasseri - R.1255/99, Art.9; R.414/08 - 08/09 - EL	---	---	---	---	---	---	---	0,0	---	---	---	---	---	---	---	---
05 02 12 06 C1 Intervention storage of cheese	---	---	---	---	---	---	0,0	0,0	---	0,5	19,3	---	---	0,0	---	---
05 02 12 08 3120 001 C1 School milk - advances - R.1255/99, Art.14 - 07/08 and earlier	-0,0	---	---	---	---	---	---	---	---	---	---	---	---	---	---	---
05 02 12 08 3120 011 C1 School milk - balance - R.1255/99, Art.14 - 07/08 and earlier	0,1	---	0,5	0,0	0,3	0,3	0,6	---	0,4	7,8	2,2	0,1	0,0	0,0	0,0	0,2
05 02 12 08 3120 011 C4 School milk - balance - R.1255/99, Art.14 - 07/08 and earlier	---	---	---	---	---	---	---	---	---	---	0,0	---	---	---	---	---
05 02 12 08 3120 011 NA School milk - balance - R.1255/99, Art.14 - 07/08 and earlier	---	---	---	---	---	---	---	---	---	---	---	---	---	---	---	---
05 02 12 08 3120 011 School milk - balance - R.1255/99, Art.14 - 07/08 and earlier	0,1	---	0,5	0,0	0,3	0,3	0,6	---	0,4	7,8	2,2	0,1	0,0	0,0	0,0	0,2
05 02 12 08 3120 021 C1 School milk - cat.I - R.1234/07, Art.102; R.657/08, Annex I - 08/09	0,6	0,0	---	1,4	6,2	0,2	---	---	0,8	1,3	0,1	0,1	0,1	0,1	0,0	0,6
05 02 12 08 3120 021 C4 School milk - cat.I - R.1234/07, Art.102; R.657/08, Annex I - 08/09	0,1	---	---	0,2	0,2	0,1	---	---	0,1	0,3	0,0	0,0	0,0	0,0	---	0,0
05 02 12 08 3120 021 NA School milk - cat.I - R.1234/07, Art.102; R.657/08, Annex I - 08/09	---	---	---	---	---	---	---	---	---	---	---	---	---	---	---	---
05 02 12 08 3120 021 School milk - cat.I - R.1234/07, Art.102; R.657/08, Annex I - 08/09	0,7	0,0	---	1,6	6,3	0,3	---	---	0,9	1,6	0,1	0,1	0,1	0,1	0,0	0,7
05 02 12 08 3120 022 C1 School milk - cat.II - R.1234/07, Art.102; R.657/08, Annex I - 08/09	0,0	0,0	---	0,0	---	---	---	---	0,0	0,0	0,0	---	---	---	---	---
05 02 12 08 3120 022 C4 School milk - cat.II - R.1234/07, Art.102; R.657/08, Annex I - 08/09	0,0	---	---	0,0	---	---	---	---	---	0,0	0,0	---	---	---	---	---
05 02 12 08 3120 022 NA School milk - cat.II - R.1234/07, Art.102; R.657/08, Annex I - 08/09	---	---	---	---	---	---	---	---	---	---	---	---	---	---	---	---
05 02 12 08 3120 022 School milk - cat.II - R.1234/07, Art.102; R.657/08, Annex I - 08/09	0,0	0,0	---	0,0	---	---	---	---	0,0	0,0	0,0	---	---	---	---	---
05 02 12 08 3120 023 C1 School milk - cat.III - R.1234/07, Art.102; R.657/08, Annex I - 08/09	---	---	---	0,1	---	---	---	---	0,0	0,9	0,1	---	---	0,0	---	0,0
05 02 12 08 3120 023 C4 School milk - cat.III - R.1234/07, Art.102; R.657/08, Annex I - 08/09	---	---	---	0,0	---	---	---	---	---	0,2	0,0	---	---	0,0	---	---
05 02 12 08 3120 023 NA School milk - cat.III - R.1234/07, Art.102; R.657/08, Annex I - 08/09	---	---	---	---	---	---	---	---	---	---	---	---	---	---	---	---
05 02 12 08 3120 023 School milk - cat.III - R.1234/07, Art.102; R.657/08, Annex I - 08/09	---	---	---	0,1	---	---	---	---	0,0	1,0	0,1	---	---	0,0	---	0,0
05 02 12 08 3120 024 C1 School milk - cat.IV - R.1234/07, Art.102; R.657/08, Annex I - 08/09	---	---	---	---	---	---	---	---	---	0,0	0,3	---	---	---	---	---
05 02 12 08 3120 024 C4 School milk - cat.IV - R.1234/07, Art.102; R.657/08, Annex I - 08/09	---	---	---	---	---	---	---	---	---	0,0	0,1	---	---	---	---	---
05 02 12 08 3120 024 NA School milk - cat.IV - R.1234/07, Art.102; R.657/08, Annex I - 08/09	---	---	---	---	---	---	---	---	---	---	---	---	---	---	---	---
05 02 12 08 3120 024 School milk - cat.IV - R.1234/07, Art.102; R.657/08, Annex I - 08/09	---	---	---	---	---	---	---	---	---	0,0	0,4	---	---	---	---	---
05 02 12 08 3120 025 C1 School milk - cat.V - R.1234/07, Art.102; R.657/08, Annex I - 08/09	---	---	---	0,0	0,0	---	---	---	0,1	2,0	0,2	0,1	---	0,0	---	---
05 02 12 08 3120 025 C4 School milk - cat.V - R.1234/07, Art.102; R.657/08, Annex I - 08/09	---	---	---	0,0	---	---	---	---	0,0	1,1	0,1	0,0	---	---	---	---
05 02 12 08 3120 025 NA School milk - cat.V - R.1234/07, Art.102; R.657/08, Annex I - 08/09	---	---	---	---	---	---	---	---	---	---	---	---	---	---	---	---
05 02 12 08 3120 025 School milk - cat.V - R.1234/07, Art.102; R.657/08, Annex I - 08/09	---	---	---	0,0	0,0	---	---	---	0,1	3,1	0,3	0,1	---	0,0	---	---
05 02 12 08 3120 026 C1 School milk - cat.I - R.1234/07, Art.102; R.657/08, Annex I - 09/10	---	---	---	---	0,0	---	---	---	---	---	---	---	---	0,0	---	---
05 02 12 08 3120 026 C4 School milk - cat.I - R.1234/07, Art.102; R.657/08, Annex I - 09/10	---	---	---	---	---	---	---	---	---	---	---	---	---	0,0	---	---







En Millions d'euros

27/01/2010 09:11

Part I - Page 50 / 85

FEAGA

II Dépenses

Poste	BE	BG	CZ	DK	DE	EE	IE	GR	ES	FR	IT	CY	LV	LT	LU	HU
05 02 13 04 C1 Refunds for live animals	---	---	0,2	0,1	5,5	---	0,1	---	---	0,2	0,0	---	---	---	---	1,0
05 02 13 04 NA Refunds for live animals	---	---	---	---	---	---	---	---	---	---	---	---	---	---	---	---
05 02 13 04 Refunds for live animals	---	---	0,2	0,1	5,5	---	0,1	---	---	0,2	0,0	---	---	---	---	1,0
05 02 13 99 0000 001 C1 Compensation - disposal of animals and meat - R.1234/07, Art.191; R.94/09, Art.1b); R.314/09, Art.1a) - IE, UK	---	---	---	---	---	---	2,7	---	---	---	---	---	---	---	---	---
05 02 13 99 0000 001 NA Compensation - disposal of animals and meat - R.1234/07, Art.191; R.94/09, Art.1b); R.314/09, Art.1a) - IE, UK	---	---	---	---	---	---	---	---	---	---	---	---	---	---	---	---
05 02 13 99 0000 001 Compensation - disposal of animals and meat - R.1234/07, Art.191; R.94/09, Art.1b); R.314/09, Art.1a) - IE, UK	---	---	---	---	---	---	2,7	---	---	---	---	---	---	---	---	---
05 02 13 99 0000 002 Compensation - disposal of animals and meat - R.1234/07, Art.191; R.314/09, Art.1b) - UK	---	---	---	---	---	---	---	---	---	---	---	---	---	---	---	---
05 02 13 99 2129 001 C1 Others	---	---	---	---	---	---	---	---	---	---	0,0	---	---	---	---	---
05 02 13 99 2190 101 C1 Compensation - producer's loss of revenue - R.1357/96 - recoveries	---	---	---	---	---	---	---	---	---	---	---	---	---	---	---	---
05 02 13 99 2190 102 Compensation - producer's loss of revenue - R.1357/96 - payments	---	---	---	---	---	---	---	---	---	---	---	---	---	---	---	---
05 02 13 99 2190 103 Additional measures - direct support for sector - R.2443/96 - recoveries	---	---	---	---	---	---	---	---	---	---	---	---	---	---	---	---
05 02 13 99 2190 104 Additional measures - direct support for sector - R.2443/96 - payments	---	---	---	---	---	---	---	---	---	---	---	---	---	---	---	---
05 02 13 99 C1 Other measures (beef and veal)	---	---	---	---	---	---	2,7	---	---	---	0,0	---	---	---	---	---
05 02 13 99 NA Other measures (beef and veal)	---	---	---	---	---	---	---	---	---	---	---	---	---	---	---	---
05 02 13 99 Other measures (beef and veal)	---	---	---	---	---	---	2,7	---	---	---	0,0	---	---	---	---	---
05 02 13 C1 Beef and veal	0,2	---	0,2	1,1	9,8	---	3,5	---	0,3	0,8	2,1	---	---	6,5	---	1,0
05 02 13 NA Beef and veal	---	---	---	---	---	---	---	---	---	---	---	---	---	---	---	---
05 02 13 Beef and veal	0,2	---	0,2	1,1	9,8	---	3,5	---	0,3	0,8	2,1	---	---	6,5	---	1,0
05 02 14 01 2210 001 Private storage - sheepmeat and goatmeat - R.1234/07, Art.31(1)g)	---	---	---	---	---	---	---	---	---	---	---	---	---	---	---	---
05 02 14 01 Intervention in the form of storage of sheepmeat and goatmeat	---	---	---	---	---	---	---	---	---	---	---	---	---	---	---	---
05 02 14 99 2290 010 Others	---	---	---	---	---	---	---	---	---	---	---	---	---	---	---	---
05 02 14 99 Other measures (sheepmeat and goatmeat)	---	---	---	---	---	---	---	---	---	---	---	---	---	---	---	---
05 02 14 Sheepmeat and goatmeat	---	---	---	---	---	---	---	---	---	---	---	---	---	---	---	---
05 02 15 01 2300 100 C1 Pigmeat - dried, salted meats etc - marketing year 06/07 and earlier	0,1	---	---	---	0,0	---	---	---	0,0	0,0	0,1	---	---	---	---	---
05 02 15 01 2300 101 C1 Pigmeat - sausages and conserves - marketing year 06/07 and earlier	---	---	---	0,0	0,0	---	---	---	0,1	0,0	0,0	---	---	---	---	---
05 02 15 01 2300 102 C1 Pigmeat - others - marketing year 06/07 and earlier	0,0	---	---	---	---	---	---	---	---	---	---	---	---	---	---	---
05 02 15 01 2300 103 C1 Pigmeat - carcasses and off-cuts - marketing year 07/08 - R.2759/75, Art.13	---	---	---	3,2	5,4	---	---	---	4,2	4,6	0,3	0,3	---	---	---	0,3
05 02 15 01 2300 104 C1 Pigmeat - dried, salted meats etc - marketing year 07/08 - R.2759/75, Art.13	0,4	---	---	---	0,0	---	---	---	0,5	0,0	2,8	---	---	---	---	---
05 02 15 01 2300 105 C1 Pigmeat - sausages and conserves - marketing year 07/08 - R.2759/75, Art.13	0,0	---	---	0,0	0,0	---	---	---	0,3	0,2	0,6	---	---	---	---	0,0
05 02 15 01 2300 106 C1 Pigmeat - others - marketing year 07/08 - R.2759/75, Art.13	0,0	---	---	---	---	---	0,6	---	---	---	---	---	---	---	---	---
05 02 15 01 2300 107 C1 CN 0203 - pigmeat - carcasses and off-cuts - marketing year 08/09 - R.1234/07, Art.162(1)a)(iv)	---	---	0,1	2,0	---	---	0,3	---	0,9	0,6	0,1	---	---	---	---	0,2

En Millions d'euros

27/01/2010 09:11

Part I - Page 51 / 85

FEAGA

II Dépenses

Poste	BE	BG	CZ	DK	DE	EE	IE	GR	ES	FR	IT	CY	LV	LT	LU	HU
05 02 15 01 2300 108 C1 Pigmeat - dried, salted meats etc - marketing year 08/09 - R.2759/75, Art.13	0,3	---	---	---	0,2	---	---	---	1,3	0,0	2,6	---	---	---	---	---
05 02 15 01 2300 109 C1 Pigmeat - sausages and conserves - marketing year 08/09 - R.2759/75, Art.13	0,0	---	---	0,5	0,0	---	---	---	0,5	0,3	0,6	---	---	---	---	0,0
05 02 15 01 2300 110 C1 Pigmeat - others - marketing year 08/09 - R.2759/75, Art.13	0,3	---	---	---	4,5	---	---	---	---	---	---	---	---	---	---	---
05 02 15 01 2300 112 C1 CN 0210 - pigmeat - dried, salted meats etc - marketing year 09/10 - R.1234/07, Art.162a)(vi)	---	---	---	---	0,0	---	---	---	0,0	---	0,0	---	---	---	---	---
05 02 15 01 2300 113 C1 CN 1601 - pigmeat - sausages - marketing year 09/10 - R.1234/07, Art.162a)(vi)	0,0	---	---	0,1	0,0	---	---	---	0,0	---	0,0	---	---	---	---	---
05 02 15 01 2300 114 C1 CN 1602 - pigmeat - other preparations - marketing year 09/10 - R.1234/07, Art.162a)(vi)	0,0	---	---	---	---	---	---	---	0,0	---	---	---	---	---	---	---
05 02 15 01 C1 Refunds for pigmeat	1,1	---	0,1	5,8	10,2	---	0,9	---	7,8	5,7	7,0	0,3	---	---	---	0,6
05 02 15 02 2301 001 C1 Private storage - pigmeat - others - R.1234/07, Art.31(1)f)	0,1	---	---	1,8	---	---	---	---	0,3	0,3	0,7	---	---	---	---	0,0
05 02 15 02 2301 002 C1 Private storage - pigmeat - R.1234/07, Art.31(1)f; R.1278/08; R.1329/08 - IE,UK	---	---	---	---	---	---	0,3	---	---	---	---	---	---	---	---	---
05 02 15 02 C1 Intervention for pigmeat	0,1	---	---	1,8	---	---	0,3	---	0,3	0,3	0,7	---	---	---	---	0,0
05 02 15 03 2302 001 Exceptional market-support measures - R.1234/07, Art.44	---	---	---	---	---	---	---	---	---	---	---	---	---	---	---	---
05 02 15 03 Exceptional market-support measures for pigmeat	---	---	---	---	---	---	---	---	---	---	---	---	---	---	---	---
05 02 15 04 2310 097 C1 Eggs for hatching - marketing year 06/07 and earlier	---	---	---	---	---	---	---	---	---	0,0	---	---	---	---	---	---
05 02 15 04 2310 098 C1 Eggs in shell - marketing year 06/07 and earlier	---	---	---	---	---	---	---	---	-0,0	---	---	---	---	---	---	---
05 02 15 04 2310 099 C1 Egg products - marketing year 06/07 and earlier	---	---	---	0,1	0,0	---	---	---	0,0	0,0	---	---	---	---	---	---
05 02 15 04 2310 099 NA Egg products - marketing year 06/07 and earlier	---	---	---	---	---	---	---	---	---	---	---	---	---	---	---	---
05 02 15 04 2310 099 Egg products - marketing year 06/07 and earlier	---	---	---	0,1	0,0	---	---	---	0,0	0,0	---	---	---	---	---	---
05 02 15 04 2310 100 C1 Eggs for hatching - marketing year 07/08 - R.2771/75, Art.8	0,0	---	---	0,0	0,1	---	---	---	0,1	0,0	---	---	---	---	---	0,1
05 02 15 04 2310 100 NA Eggs for hatching - marketing year 07/08 - R.2771/75, Art.8	---	---	---	---	---	---	---	---	---	---	---	---	---	---	---	---
05 02 15 04 2310 100 Eggs for hatching - marketing year 07/08 - R.2771/75, Art.8	0,0	---	---	0,0	0,1	---	---	---	0,1	0,0	---	---	---	---	---	0,1
05 02 15 04 2310 101 Eggs in shell - marketing year 07/08 - R.2771/75, Art.8	---	---	---	---	---	---	---	---	---	---	---	---	---	---	---	---
05 02 15 04 2310 102 C1 Egg products - marketing year 07/08 - R.2771/75, Art.8	0,0	---	---	0,0	0,0	---	---	---	0,0	0,1	0,0	---	---	---	---	---
05 02 15 04 2310 102 NA Egg products - marketing year 07/08 - R.2771/75, Art.8	---	---	---	---	---	---	---	---	---	---	---	---	---	---	---	---
05 02 15 04 2310 102 Egg products - marketing year 07/08 - R.2771/75, Art.8	0,0	---	---	0,0	0,0	---	---	---	0,0	0,1	0,0	---	---	---	---	---
05 02 15 04 2310 103 C1 Eggs for hatching - marketing year 08/09 - R.2771/75, Art.8	0,1	---	---	0,0	0,3	---	---	---	0,2	0,0	---	---	---	---	---	0,2
05 02 15 04 2310 103 NA Eggs for hatching - marketing year 08/09 - R.2771/75, Art.8	---	---	---	---	---	---	---	---	---	---	---	---	---	---	---	---
05 02 15 04 2310 103 Eggs for hatching - marketing year 08/09 - R.2771/75, Art.8	0,1	---	---	0,0	0,3	---	---	---	0,2	0,0	---	---	---	---	---	0,2
05 02 15 04 2310 104 Eggs in shell - marketing year 08/09 - R.2771/75, Art.8	---	---	---	---	---	---	---	---	---	---	---	---	---	---	---	---
05 02 15 04 2310 105 C1 Egg products - marketing year 08/09 - R.2771/75, Art.8	0,0	---	---	0,1	0,0	0,0	---	---	0,0	0,2	0,0	---	---	---	---	---
05 02 15 04 2310 105 NA Egg products - marketing year 08/09 - R.2771/75, Art.8	---	---	---	---	---	---	---	---	---	---	---	---	---	---	---	---
05 02 15 04 2310 105 Egg products - marketing year 08/09 - R.2771/75, Art.8	0,0	---	---	0,1	0,0	0,0	---	---	0,0	0,2	0,0	---	---	---	---	---

En Millions d'euros

27/01/2010 09:11

FEAGA

II Dépenses

Part I - Page 52 / 85

Poste		BE	BG	CZ	DK	DE	EE	IE	GR	ES	FR	IT	CY	LV	LT	LU	HU
05 02 15 04 2310 106	C1 CN 0407 - eggs in shell - eggs for hatching - marketing year 09/10 - R.1234/07, Art.162a)(vii)	0,0	---	---	---	0,0	---	---	---	---	---	---	---	---	---	---	0,0
05 02 15 04 2310 106	NA CN 0407 - eggs in shell - eggs for hatching - marketing year 09/10 - R.1234/07, Art.162a)(vii)	---	---	---	---	---	---	---	---	---	---	---	---	---	---	---	---
05 02 15 04 2310 106	CN 0407 - eggs in shell - eggs for hatching - marketing year 09/10 - R.1234/07, Art.162a)(vii)	0,0	---	---	---	0,0	---	---	---	---	---	---	---	---	---	---	0,0
05 02 15 04 2310 107	CN 0407 - eggs in shell - others - marketing year 09/10 - R.1234/07, Art.162a)(vii)	---	---	---	---	---	---	---	---	---	---	---	---	---	---	---	---
05 02 15 04 2310 108	C1 CN 0408 - eggs not in shell - marketing year 09/10 - R.1234/07, Art.162a)(vii)	---	---	---	0,0	0,0	0,0	---	---	---	---	---	---	---	---	---	---
05 02 15 04 2310 108	NA CN 0408 - eggs not in shell - marketing year 09/10 - R.1234/07, Art.162a)(vii)	---	---	---	---	---	---	---	---	---	---	---	---	---	---	---	---
05 02 15 04 2310 108	CN 0408 - eggs not in shell - marketing year 09/10 - R.1234/07, Art.162a)(vii)	---	---	---	0,0	0,0	0,0	---	---	---	---	---	---	---	---	---	---
05 02 15 04	C1 Refunds for eggs	0,1	---	---	0,2	0,5	0,0	---	---	0,4	0,3	0,0	---	---	---	---	0,2
05 02 15 04	NA Refunds for eggs	---	---	---	---	---	---	---	---	---	---	---	---	---	---	---	---
05 02 15 04	Refunds for eggs	0,1	---	---	0,2	0,5	0,0	---	---	0,4	0,3	0,0	---	---	---	---	0,2
05 02 15 05 2311 095	C1 Refunds for poultry - chicks - marketing year 06/07 and earlier	---	---	---	---	0,0	---	---	---	0,0	---	---	---	---	---	---	---
05 02 15 05 2311 096	C1 Refunds for poultry - other poultry - marketing year 06/07 and earlier	---	---	---	---	0,1	---	---	---	---	-0,0	---	---	---	---	---	---
05 02 15 05 2311 097	C1 Refunds for poultry - chicks - marketing year 07/08 - R.2777/75, Art.8	0,0	---	---	---	0,0	---	---	---	0,0	0,1	---	---	---	0,0	---	0,0
05 02 15 05 2311 098	C1 Refunds for poultry - other poultry - marketing year 07/08 - R.2777/75, Art.8	---	---	---	0,0	3,1	---	---	---	---	2,6	0,7	---	---	---	---	0,4
05 02 15 05 2311 099	C1 Refunds for poultry - chicks - marketing year 08/09 - R.2777/75, Art.8	0,0	---	0,0	---	0,0	---	---	---	0,0	0,0	---	---	---	0,0	---	0,1
05 02 15 05 2311 099	NA Refunds for poultry - chicks - marketing year 08/09 - R.2777/75, Art.8	---	---	---	---	---	---	---	---	---	---	---	---	---	---	---	---
05 02 15 05 2311 099	Refunds for poultry - chicks - marketing year 08/09 - R.2777/75, Art.8	0,0	---	0,0	---	0,0	---	---	---	0,0	0,0	---	---	---	0,0	---	0,1
05 02 15 05 2311 100	C1 Refunds for poultry - other poultry - marketing year 08/09 - R.2777/75, Art.8	0,0	---	---	2,0	3,7	0,0	---	---	---	70,5	0,5	---	---	---	---	1,5
05 02 15 05 2311 101	C1 CN 0105 - refunds for poultry - live - marketing year 09/10 - R.1234/07, Art.162a)(viii)	0,0	---	0,0	---	0,0	---	---	---	---	---	---	---	---	---	---	0,0
05 02 15 05 2311 101	NA CN 0105 - refunds for poultry - live - marketing year 09/10 - R.1234/07, Art.162a)(viii)	---	---	---	---	---	---	---	---	---	---	---	---	---	---	---	---
05 02 15 05 2311 101	CN 0105 - refunds for poultry - live - marketing year 09/10 - R.1234/07, Art.162a)(viii)	0,0	---	0,0	---	0,0	---	---	---	---	---	---	---	---	---	---	0,0
05 02 15 05 2311 102	C1 CN 0207 - refunds for poultry - meat - marketing year 09/10 - R.1234/07, Art.162a)(viii)	---	---	---	0,4	0,1	0,0	---	---	---	4,1	---	---	---	---	---	---
05 02 15 05 2311 102	NA CN 0207 - refunds for poultry - meat - marketing year 09/10 - R.1234/07, Art.162a)(viii)	---	---	---	---	---	---	---	---	---	---	---	---	---	---	---	---
05 02 15 05 2311 102	CN 0207 - refunds for poultry - meat - marketing year 09/10 - R.1234/07, Art.162a)(viii)	---	---	---	0,4	0,1	0,0	---	---	---	4,1	---	---	---	---	---	---
05 02 15 05	C1 Refunds for poultrymeat	0,0	---	0,0	2,4	7,0	0,0	---	---	0,0	77,3	1,2	---	---	0,0	---	2,0
05 02 15 05	NA Refunds for poultrymeat	---	---	---	---	---	---	---	---	---	---	---	---	---	---	---	---
05 02 15 05	Refunds for poultrymeat	0,0	---	0,0	2,4	7,0	0,0	---	---	0,0	77,3	1,2	---	---	0,0	---	2,0
05 02 15 06 2320 009	C1 Programme 2006 and earlier - R.797/04, Art.4	---	---	---	---	-0,0	---	---	---	-0,0	---	---	---	---	---	---	---
05 02 15 06 2320 010	C1 Programme 2007 - R.797/04, Art.4	---	---	---	---	---	---	---	---	0,0	---	-0,0	---	---	---	---	---
05 02 15 06 2320 011	C1 Programme 2008 - R.797/04, Art.4	---	0,0	-0,0	---	0,0	0,0	---	---	0,2	0,0	0,0	0,0	---	-0,0	---	0,0
05 02 15 06 2320 012	C1 Programme 2009 - R.1234/07, Art.108	0,2	0,6	1,1	0,2	1,2	0,1	0,0	2,6	4,4	2,4	2,1	0,1	0,1	0,2	0,0	1,8







En Millions d'euros

27/01/2010 09:11

FEAGA

II Dépenses

Part I - Page 55 / 85

Poste	BE	BG	CZ	DK	DE	EE	IE	GR	ES	FR	IT	CY	LV	LT	LU	HU
05 02 16 01 0000 043 C4 Additional aid for diversification - payments 09/2008 - R.320/06, Art.7 - EL, IE, IT, LV, PT, SI	---	---	---	---	---	---	---	-0,0	---	---	---	---	---	---	---	---
05 02 16 01 0000 044 Additional aid for diversification - payments 03/2009 - R.320/06, Art.7 - BG, IE, EL, IT, LV, HU, PT, SI, SK	---	---	---	---	---	---	---	---	---	---	---	---	---	---	---	---
05 02 16 01 0000 045 C4 Additional aid for diversification - payments 09/2009 - R.320/06, Art.7 - BG, IE, EL, IT, LV, HU, PT, SI, SK	---	---	---	---	---	---	---	---	---	---	---	---	---	---	---	---
05 02 16 01 0000 061 Transitional aid to full-time refiners - 40% advance, 100% - R.320/06, Art.8 - FR, PT, SI, FI, UK	---	---	---	---	---	---	---	---	---	---	---	---	---	---	---	---
05 02 16 01 0000 062 Transitional aid to full-time refiners - 60% balance - R.320/06, Art.8	---	---	---	---	---	---	---	---	---	---	---	---	---	---	---	---
05 02 16 01 0000 081 Transitional aid to certain Member States - payments 09/2007 - R.320/06, Art.9 - AT, SE	---	---	---	---	---	---	---	---	---	---	---	---	---	---	---	---
05 02 16 01 0000 082 Transitional aid to certain Member States - payments 03/2008 - R.320/06, Art.9 - AT, SE	---	---	---	---	---	---	---	---	---	---	---	---	---	---	---	---
05 02 16 01 0000 083 Transitional aid to certain Member States - payments 09/2008 - R.320/06, Art.9 - AT, SE	---	---	---	---	---	---	---	---	---	---	---	---	---	---	---	---
05 02 16 01 0000 084 C5 Transitional aid to certain Member States - payments 03/2009 - R.320/06, Art.9 - AT, SE	---	---	---	---	---	---	---	---	---	---	---	---	---	---	---	---
05 02 16 01 0000 085 C4 Transitional aid to certain Member States - payments 09/2009 - R.320/06, Art.9 - AT, SE	---	---	---	---	---	---	---	---	---	---	---	---	---	---	---	---
05 02 16 01 C4 Sugar Restructuring Fund	0,3	---	4,3	0,4	18,7	---	0,1	-0,0	5,0	11,5	108,8	---	0,4	16,8	---	166,6
05 02 16 01 C5 Sugar Restructuring Fund	177,6	2,2	50,5	36,1	641,7	---	0,4	65,1	224,8	563,8	117,3	---	29,1	---	---	47,3
05 02 16 01 NA Sugar Restructuring Fund	---	---	---	---	---	---	---	---	---	---	---	---	---	---	---	---
05 02 16 01 Sugar Restructuring Fund	178,0	2,2	54,8	36,5	660,5	---	0,6	65,0	229,8	575,3	226,0	---	29,5	16,8	---	214,0
05 02 16 02 Clearance with regard to the Sugar Restructuring Fund	---	---	---	---	---	---	---	---	---	---	---	---	---	---	---	---
05 02 16 C4 Sugar Restructuring Fund	0,3	---	4,3	0,4	18,7	---	0,1	-0,0	5,0	11,5	108,8	---	0,4	16,8	---	166,6
05 02 16 C5 Sugar Restructuring Fund	177,6	2,2	50,5	36,1	641,7	---	0,4	65,1	224,8	563,8	117,3	---	29,1	---	---	47,3
05 02 16 NA Sugar Restructuring Fund	---	---	---	---	---	---	---	---	---	---	---	---	---	---	---	---
05 02 16 Sugar Restructuring Fund	178,0	2,2	54,8	36,5	660,5	---	0,6	65,0	229,8	575,3	226,0	---	29,5	16,8	---	214,0
<b>05 02 C1 Interventions in agricultural markets</b>	<b>84,5</b>	<b>15,4</b>	<b>22,3</b>	<b>43,0</b>	<b>132,3</b>	<b>1,1</b>	<b>38,6</b>	<b>86,3</b>	<b>780,9</b>	<b>687,2</b>	<b>670,2</b>	<b>13,3</b>	<b>2,9</b>	<b>16,9</b>	<b>0,8</b>	<b>66,2</b>
<b>05 02 C4 Interventions in agricultural markets</b>	<b>31,2</b>	<b>0,0</b>	<b>10,1</b>	<b>18,4</b>	<b>49,3</b>	<b>1,8</b>	<b>18,2</b>	<b>11,2</b>	<b>24,0</b>	<b>61,0</b>	<b>115,8</b>	<b>0,5</b>	<b>1,9</b>	<b>22,3</b>	<b>---</b>	<b>179,3</b>
<b>05 02 C5 Interventions in agricultural markets</b>	<b>205,7</b>	<b>2,2</b>	<b>51,4</b>	<b>37,4</b>	<b>658,1</b>	<b>---</b>	<b>0,6</b>	<b>66,0</b>	<b>285,9</b>	<b>582,6</b>	<b>242,8</b>	<b>0,4</b>	<b>29,1</b>	<b>---</b>	<b>---</b>	<b>49,7</b>
<b>05 02 NA Interventions in agricultural markets</b>	<b>---</b>	<b>---</b>	<b>---</b>	<b>---</b>	<b>---</b>	<b>---</b>	<b>---</b>	<b>---</b>	<b>---</b>	<b>---</b>	<b>---</b>	<b>---</b>	<b>---</b>	<b>---</b>	<b>---</b>	<b>---</b>
<b>05 02 Interventions in agricultural markets</b>	<b>321,4</b>	<b>17,6</b>	<b>83,8</b>	<b>98,8</b>	<b>839,6</b>	<b>2,9</b>	<b>57,3</b>	<b>163,5</b>	<b>1.090,8</b>	<b>1.330,8</b>	<b>1.028,8</b>	<b>14,2</b>	<b>33,9</b>	<b>39,2</b>	<b>0,8</b>	<b>295,2</b>
05 03 01 01 0000 001 C1 Single Payment Scheme - R.1782/03, title III - calendar year 2005	-0,0	---	---	-0,0	0,1	---	0,2	---	-0,0	---	1,1	---	---	---	---	---
05 03 01 01 0000 001 C4 Single Payment Scheme - R.1782/03, title III - calendar year 2005	---	---	---	---	---	---	---	---	---	---	0,0	---	---	---	---	---
05 03 01 01 0000 001 C5 Single Payment Scheme - R.1782/03, title III - calendar year 2005	0,0	---	---	---	0,2	---	---	---	---	---	0,1	---	---	---	---	---
05 03 01 01 0000 001 NA Single Payment Scheme - R.1782/03, title III - calendar year 2005	---	---	---	---	---	---	---	---	---	---	---	---	---	---	---	---
05 03 01 01 0000 001 Single Payment Scheme - R.1782/03, title III - calendar year 2005	-0,0	---	---	-0,0	0,3	---	0,2	---	-0,0	---	1,2	---	---	---	---	---
05 03 01 01 0000 002 C1 Single Payment Scheme - R.1782/03, title III - calendar year 2006 - EU 15	0,0	---	---	-0,1	0,4	---	0,8	0,7	13,9	0,3	4,7	---	---	---	0,0	---
05 03 01 01 0000 002 C4 Single Payment Scheme - R.1782/03, title III - calendar year 2006 - EU 15	---	---	---	---	---	---	---	---	0,0	---	0,1	---	---	---	---	---

En Millions d'euros

27/01/2010 09:11

FEAGA

II Dépenses

Part I - Page 56 / 85

Poste	BE	BG	CZ	DK	DE	EE	IE	GR	ES	FR	IT	CY	LV	LT	LU	HU
05 03 01 01 0000 002 C5 Single Payment Scheme - R.1782/03, title III - calendar year 2006 - EU 15	0,0	---	---	---	0,3	---	0,2	3,6	0,9	0,1	0,4	---	---	---	---	---
05 03 01 01 0000 002 NA Single Payment Scheme - R.1782/03, title III - calendar year 2006 - EU 15	---	---	---	---	---	---	---	---	---	---	---	---	---	---	---	---
05 03 01 01 0000 002 Single Payment Scheme - R.1782/03, title III - calendar year 2006 - EU 15	0,0	---	---	-0,1	0,7	---	1,1	4,3	14,8	0,4	5,2	---	---	---	0,0	---
05 03 01 01 0000 003 C1 Single Payment Scheme - R.1782/03, title III - calendar year 2007 - EU 15, MT, SI	0,2	---	---	0,2	0,9	---	3,8	14,6	29,3	1,0	14,5	---	---	---	0,0	---
05 03 01 01 0000 003 C4 Single Payment Scheme - R.1782/03, title III - calendar year 2007 - EU 15, MT, SI	---	---	---	---	---	---	---	---	0,0	---	0,4	---	---	---	---	---
05 03 01 01 0000 003 C5 Single Payment Scheme - R.1782/03, title III - calendar year 2007 - EU 15, MT, SI	0,1	---	---	0,3	0,5	---	1,0	---	0,3	0,0	1,2	---	---	---	0,0	---
05 03 01 01 0000 003 NA Single Payment Scheme - R.1782/03, title III - calendar year 2007 - EU 15, MT, SI	---	---	---	---	---	---	---	---	---	---	---	---	---	---	---	---
05 03 01 01 0000 003 Single Payment Scheme - R.1782/03, title III - calendar year 2007 - EU 15, MT, SI	0,3	---	---	0,5	1,4	---	4,7	14,6	29,6	1,1	16,1	---	---	---	0,0	---
05 03 01 01 0000 004 C1 Single Payment Scheme - R.1782/03, title III - calendar year 2007 - payments - without modulation - R.1782/03, Art.10(5) - EL	---	---	---	---	---	---	---	1,6	---	---	---	---	---	---	---	---
05 03 01 01 0000 005 C1 Single Payment Scheme - R.1782/03, title III - calendar year 2008 - EU 15, MT, SI	2,5	---	---	855,3	5.390,6	---	662,6	1.993,8	3.326,3	5.745,3	3.193,3	---	---	---	34,1	---
05 03 01 01 0000 005 C4 Single Payment Scheme - R.1782/03, title III - calendar year 2008 - EU 15, MT, SI	---	---	---	---	---	---	---	---	16,5	---	178,4	---	---	---	0,0	---
05 03 01 01 0000 005 C5 Single Payment Scheme - R.1782/03, title III - calendar year 2008 - EU 15, MT, SI	464,7	---	---	67,6	---	---	584,2	---	---	---	---	---	---	---	---	---
05 03 01 01 0000 005 NA Single Payment Scheme - R.1782/03, title III - calendar year 2008 - EU 15, MT, SI	---	---	---	---	---	---	---	---	---	---	---	---	---	---	---	---
05 03 01 01 0000 005 Single Payment Scheme - R.1782/03, title III - calendar year 2008 - EU 15, MT, SI	467,3	---	---	922,9	5.390,6	---	1.246,8	1.993,8	3.342,8	5.745,3	3.371,7	---	---	---	34,1	---
05 03 01 01 0000 006 C1 Single Payment Scheme - R.1782/03, title III - calendar year 2008 - payments - without modulation - R.1782/03, Art.10(5) - EL	---	---	---	---	---	---	---	62,8	---	---	---	---	---	---	---	---
05 03 01 01 0000 006 NA Single Payment Scheme - R.1782/03, title III - calendar year 2008 - payments - without modulation - R.1782/03, Art.10(5) - EL	---	---	---	---	---	---	---	---	---	---	---	---	---	---	---	---
05 03 01 01 0000 006 Single Payment Scheme - R.1782/03, title III - calendar year 2008 - payments - without modulation - R.1782/03, Art.10(5) - EL	---	---	---	---	---	---	---	62,8	---	---	---	---	---	---	---	---
05 03 01 01 0000 007 C1 Single Payment Scheme - 0% modulation - R.73/09, title III - calendar year 2009 - IT	---	---	---	---	---	---	---	---	---	---	1,9	---	---	---	---	---
05 03 01 01 0000 007 NA Single Payment Scheme - 0% modulation - R.73/09, title III - calendar year 2009 - IT	---	---	---	---	---	---	---	---	---	---	---	---	---	---	---	---
05 03 01 01 0000 007 Single Payment Scheme - 0% modulation - R.73/09, title III - calendar year 2009 - IT	---	---	---	---	---	---	---	---	---	---	1,9	---	---	---	---	---
05 03 01 01 0000 008 C1 Single Payment Scheme - payments 5.000 € - 300.000 € - 7% modulation - R.73/09, title III - calendar year 2009 - IT	---	---	---	---	---	---	---	---	---	---	0,8	---	---	---	---	---
05 03 01 01 0000 008 NA Single Payment Scheme - payments 5.000 € - 300.000 € - 7% modulation - R.73/09, title III - calendar year 2009 - IT	---	---	---	---	---	---	---	---	---	---	---	---	---	---	---	---
05 03 01 01 0000 008 Single Payment Scheme - payments 5.000 € - 300.000 € - 7% modulation - R.73/09, title III - calendar year 2009 - IT	---	---	---	---	---	---	---	---	---	---	0,8	---	---	---	---	---
05 03 01 01 0000 009 Single Payment Scheme - payments > 300.000 € - 11% modulation - R.73/09, title III - calendar year 2009 - IT	---	---	---	---	---	---	---	---	---	---	---	---	---	---	---	---
05 03 01 01 C1 SPS (single payment scheme)	2,8	---	---	855,4	5.392,0	---	667,4	2.073,5	3.369,5	5.746,7	3.216,4	---	---	---	34,1	---
05 03 01 01 C4 SPS (single payment scheme)	---	---	---	---	---	---	---	---	16,5	---	178,9	---	---	---	0,0	---
05 03 01 01 C5 SPS (single payment scheme)	464,9	---	---	67,9	1,0	---	585,3	3,6	1,2	0,1	1,7	---	---	---	0,0	---
05 03 01 01 NA SPS (single payment scheme)	---	---	---	---	---	---	---	---	---	---	---	---	---	---	---	---
05 03 01 01 SPS (single payment scheme)	467,6	---	---	923,2	5.393,0	---	1.252,8	2.077,1	3.387,2	5.746,8	3.396,9	---	---	---	34,1	---
05 03 01 02 0000 002 C1 Single area payment scheme - new Member States - R.1782/03, Art.143b) - calendar year 2005 and earlier	---	---	0,0	---	---	---	---	---	---	---	---	---	0,0	0,0	---	0,0

En Millions d'euros

27/01/2010 09:11

FEAGA

II Dépenses

Part I - Page 57 / 85

Poste	BE	BG	CZ	DK	DE	EE	IE	GR	ES	FR	IT	CY	LV	LT	LU	HU
05 03 01 02 0000 003 C1 Single area payment scheme - new Member States - R.1782/03, Art.143b) - calendar year 2006 - CZ, EE, CY, LT, LV, HU, PL, SK	---	---	0,0	---	---	---	---	---	---	---	---	0,0	0,0	0,0	---	0,1
05 03 01 02 0000 004 C1 Single area payment scheme - new Member States - R.1782/03, Art.143b) - calendar year 2007 - BG, CZ, EE, CY, LT, LV, HU, PL, RO, SK	---	-0,0	0,3	---	---	0,0	---	---	---	---	---	0,0	0,0	0,1	---	0,8
05 03 01 02 0000 005 C1 Single area payment scheme - new Member States - R.1782/03, Art.143b) - calendar year 2008 - BG, CZ, EE, CY, LT, LV, HU, PL, RO, SK	---	208,5	437,0	---	---	50,6	---	---	---	---	---	24,6	69,4	183,4	---	638,6
05 03 01 02 C1 SAPS (single area payment scheme)	---	208,5	437,3	---	---	50,6	---	---	---	---	---	24,6	69,5	183,5	---	639,4
05 03 01 03 0000 001 C1 Separate sugar payment - R.1782/03, Art.143ba - calendar year 2006 - CZ, LV, LT, HU, PL, SK	---	---	---	---	---	---	---	---	---	---	---	---	---	---	---	---
05 03 01 03 0000 002 C1 Separate sugar payment - R.1782/03, Art.143ba - calendar year 2007 - CZ, LV, LT, HU, PL, RO, SK	---	---	0,0	---	---	---	---	---	---	---	---	---	---	0,0	---	0,0
05 03 01 03 0000 003 C1 Separate sugar payment - R.1782/03, Art.143ba - calendar year 2008 - CZ, LV, LT, HU, PL, RO, SK	---	---	34,7	---	---	---	---	---	---	---	---	---	6,1	9,4	---	37,8
05 03 01 03 C1 Separate sugar payment	---	---	34,7	---	---	---	---	---	---	---	---	---	6,1	9,4	---	37,8
05 03 01 04 0000 001 C1 Separate fruit and vegetables payment - R.1782/03, Art.143b)b) - calendar year 2008 - CZ, HU, PL, SK	---	---	0,4	---	---	---	---	---	---	---	---	---	---	---	---	4,6
05 03 01 04 0000 001 NA Separate fruit and vegetables payment - R.1782/03, Art.143b)b) - calendar year 2008 - CZ, HU, PL, SK	---	---	---	---	---	---	---	---	---	---	---	---	---	---	---	---
05 03 01 04 0000 001 C1 Separate fruit and vegetables payment - R.1782/03, Art.143b)b) - calendar year 2008 - CZ, HU, PL, SK	---	---	0,4	---	---	---	---	---	---	---	---	---	---	---	---	4,6
05 03 01 04 C1 Separate fruit and vegetables payment	---	---	0,4	---	---	---	---	---	---	---	---	---	---	---	---	4,6
05 03 01 04 NA Separate fruit and vegetables payment	---	---	---	---	---	---	---	---	---	---	---	---	---	---	---	---
05 03 01 04 Separate fruit and vegetables payment	---	---	0,4	---	---	---	---	---	---	---	---	---	---	---	---	4,6
05 03 01 99 Other (decoupled direct aids)	---	---	---	---	---	---	---	---	---	---	---	---	---	---	---	---
05 03 01 C1 Decoupled direct aids	2,8	208,5	472,4	855,4	5.392,0	50,6	667,4	2.073,5	3.369,5	5.746,7	3.216,4	24,6	75,6	192,9	34,1	681,8
05 03 01 C4 Decoupled direct aids	---	---	---	---	---	---	---	---	16,5	---	178,9	---	---	---	0,0	---
05 03 01 C5 Decoupled direct aids	464,9	---	---	67,9	1,0	---	585,3	3,6	1,2	0,1	1,7	---	---	---	0,0	---
05 03 01 NA Decoupled direct aids	---	---	---	---	---	---	---	---	---	---	---	---	---	---	---	---
05 03 01 Decoupled direct aids	467,6	208,5	472,4	923,2	5.393,0	50,6	1.252,8	2.077,1	3.387,2	5.746,8	3.396,9	24,6	75,6	192,9	34,1	681,8
05 03 02 01 0000 002 C1 Area aid - cereals, oil-seeds, proteins, grass silage, set-aside (excluding non food set-aside) - R.1782/03, Art.100 - calendar year 2005 and earlier	---	---	---	0,0	0,9	---	0,0	0,0	4,0	0,4	1,5	---	---	---	---	---
05 03 02 01 0000 003 C1 Area aid - cereals, oil-seeds, proteins, grass silage, set-aside (excluding non food set-aside) - R.1782/03, Art.100 - calendar year 2006 - ES, FR, MT, SI	---	---	---	---	---	---	---	---	0,0	0,1	---	---	---	---	---	---
05 03 02 01 0000 004 C1 Area aid - cereals, oil-seeds, proteins, grass silage, set-aside - R.1782/03, Art.100, Art.107(6) - calendar year 2007 - ES, FR	---	---	---	---	---	---	---	---	1,2	0,1	---	---	---	---	---	---
05 03 02 01 0000 005 C1 Area aid - cereals, oil-seeds, proteins, grass silage, set-aside - R.1782/03, Art.100, Art.107(6) - calendar year 2008 - ES, FR	---	---	---	---	---	---	---	---	349,7	1.088,4	---	---	---	---	---	---
05 03 02 01 1060 023 C1 Set-aside related to per hectare aid - non food - R.1782/03, Art.107 - calendar year 2005 and earlier	---	---	---	---	0,1	---	---	---	0,0	0,0	0,0	---	---	---	---	---
05 03 02 01 1060 024 C1 Set-aside related to per hectare aid - non food - R.1782/03, Art.107 - calendar year 2006 - ES, FR, MT, SI	---	---	---	---	---	---	---	---	---	0,0	---	---	---	---	---	---
05 03 02 01 1062 005 C1 Five-year set-aside - marketing year 97/98 and earlier	---	---	---	---	---	---	---	---	---	-0,0	2,0	---	---	---	---	---
05 03 02 01 C1 Crops area payments	---	---	---	0,0	0,9	---	0,0	0,0	355,0	1.089,0	3,4	---	---	---	---	---
05 03 02 04 0000 002 C1 Supplementary aid - durum wheat - traditional production zones - R.1782/03, Art.105 - calendar year 2005 and earlier	---	---	---	---	---	---	---	0,0	0,5	-0,0	0,5	---	---	---	---	---





En Millions d'euros

27/01/2010 09:11

FEAGA

II Dépenses

Part I - Page 60 / 85

Poste	BE	BG	CZ	DK	DE	EE	IE	GR	ES	FR	IT	CY	LV	LT	LU	HU
05 03 02 08 2122 094 C1 Special premium - calendar year 2008 - 2. tranche - R.1782/03, Art.123; R.1973/04, Art.126 - castrated - advances - DK, SI, FI, SE	---	---	---	0,3	---	---	---	---	---	---	---	---	---	---	---	---
05 03 02 08 2122 095 C1 Special premium - calendar year 2008 - 2. tranche - R.1782/03, Art.123 - castrated - balance - DK, SI, FI, SE	---	---	---	0,4	---	---	---	---	---	---	---	---	---	---	---	---
05 03 02 08 2122 096 C1 Special premium - calendar year 2008 - R.1782/03, Art.123; R.1973/04, Art.126 - not castrated - advances - DK, SI, FI, SE	---	---	---	16,0	---	---	---	---	---	---	---	---	---	---	---	---
05 03 02 08 2122 097 C1 Special premium - calendar year 2008 - R.1782/03, Art.123 - not castrated - balance - DK, SI, FI, SE	---	---	---	13,7	---	---	---	---	---	---	---	---	---	---	---	---
05 03 02 08 C1 Beef special premium	-0,0	---	---	31,2	0,1	---	0,0	0,1	0,2	-0,0	0,0	---	---	---	---	---
05 03 02 09 2124 021 C1 Calf premium - R.1782/03, Art.130 - calendar year 2005 and earlier	---	---	---	---	0,0	---	---	0,0	0,0	-0,0	0,1	---	---	---	---	---
05 03 02 09 2124 023 C1 Calf premium - R.1782/03, Art.130(1b) - calendar year 2006 - BE, ES, FR, NL, AT, PT, SI	---	---	---	---	---	---	---	---	-0,0	0,0	---	---	---	---	---	---
05 03 02 09 2124 024 Calf premium - Art.1&2, R.1117/06 - calendar year 2000 - NL	---	---	---	---	---	---	---	---	---	---	---	---	---	---	---	---
05 03 02 09 2124 025 Calf premium - Art.1&2, R.1117/06 - calendar year 2001 - NL	---	---	---	---	---	---	---	---	---	---	---	---	---	---	---	---
05 03 02 09 2124 026 Calf premium - Art.1&2, R.1117/06 - calendar year 2002 - NL	---	---	---	---	---	---	---	---	---	---	---	---	---	---	---	---
05 03 02 09 2124 027 Calf premium - Art.1&2, R.1117/06 - calendar year 2003 - NL	---	---	---	---	---	---	---	---	---	---	---	---	---	---	---	---
05 03 02 09 2124 029 Calf premium - R.1782/03, Art.130(1b) - calendar year 2006 - payments - without modulation - R.1782/03, Art.10(5)	---	---	---	---	---	---	---	---	---	---	---	---	---	---	---	---
05 03 02 09 2124 052 C1 Calf premium - R.1782/03, Art.130(1b) - calendar year 2007 - BE, ES, FR, NL, AT, PT	0,0	---	---	---	---	---	---	---	0,0	0,1	---	---	---	---	---	---
05 03 02 09 2124 054 Calf premium - R.1782/03, Art.130(1b) - calendar year 2007 - payments - without modulation - R.1782/03, Art.10(5)	---	---	---	---	---	---	---	---	---	---	---	---	---	---	---	---
05 03 02 09 2124 055 C1 Calf premium - advances - R.1782/03, Art.130; R.1973/04, Art.126 - calendar year 2008 - BE, ES, FR, NL, AT, PT	1,9	---	---	---	---	---	---	---	0,1	57,1	---	---	---	---	---	---
05 03 02 09 2124 056 C1 Calf premium - balance - R.1782/03, Art.130(1b) - calendar year 2008 - BE, ES, FR, NL, AT, PT	4,0	---	---	---	---	---	---	---	0,4	11,0	---	---	---	---	---	---
05 03 02 09 C1 Beef slaughter premium — Calves	6,0	---	---	---	0,0	---	---	0,0	0,5	68,1	0,1	---	---	---	---	---
05 03 02 10 2124 031 C1 Adult premium - R.1782/03, Art.130 - calendar year 2005 and earlier	-0,0	---	---	-0,0	0,0	---	0,0	0,0	0,2	-0,0	0,2	---	---	---	---	---
05 03 02 10 2124 033 C1 Adult premium - R.1782/03, Art.130(1a) - calendar year 2006 - ES, FR, MT, NL, AT, PT, SI	---	---	---	---	---	---	---	---	0,0	0,0	---	---	---	---	---	---
05 03 02 10 2124 034 Adult premium - Art.1&2, R.1117/06 - calendar year 2000 - NL	---	---	---	---	---	---	---	---	---	---	---	---	---	---	---	---
05 03 02 10 2124 035 C1 Adult premium - Art.1&2, R.1117/06 - calendar year 2001 - NL	---	---	---	---	---	---	---	---	---	---	---	---	---	---	---	---
05 03 02 10 2124 036 Adult premium - Art.1&2, R.1117/06 - calendar year 2002 - NL	---	---	---	---	---	---	---	---	---	---	---	---	---	---	---	---
05 03 02 10 2124 037 Adult premium - Art.1&2, R.1117/06 - calendar year 2003 - NL	---	---	---	---	---	---	---	---	---	---	---	---	---	---	---	---
05 03 02 10 2124 039 Adult premium - R.1782/03, Art.130(1a) - calendar year 2006 - payments - without modulation - R.1782/03, Art.10(5)	---	---	---	---	---	---	---	---	---	---	---	---	---	---	---	---
05 03 02 10 2124 081 C1 Adult premium - R.1782/03, Art.130(1a) - calendar year 2007 - ES, FR, NL, AT, PT	---	---	---	---	---	---	---	---	0,3	0,0	---	---	---	---	---	---
05 03 02 10 2124 083 Adult premium - R.1782/03, Art.130(1a) - calendar year 2007 - payments - without modulation - R.1782/03, Art.10(5)	---	---	---	---	---	---	---	---	---	---	---	---	---	---	---	---
05 03 02 10 2124 084 C1 Adult premium - advances - R.1782/03, Art.130; R.1973/04, Art.126 - calendar year 2008 - ES, FR, NL, AT, PT	---	---	---	---	---	---	---	---	15,0	86,1	---	---	---	---	---	---
05 03 02 10 2124 085 C1 Adult premium - balance - R.1782/03, Art.130(1a) - calendar year 2008 - ES, FR, NL, AT, PT	---	---	---	---	---	---	---	---	28,7	8,4	---	---	---	---	---	---
05 03 02 10 C1 Beef slaughter premium — Adults	-0,0	---	---	-0,0	0,0	---	0,0	0,0	44,3	94,5	0,2	---	---	---	---	---
05 03 02 13 2220 062 C1 Ewe and goat premium - non milking ewes - 1782/03, Art.113 - calendar year 2005 and earlier	---	---	---	0,0	0,0	---	0,0	0,0	0,2	-0,0	0,1	---	---	---	---	---

En Millions d'euros

27/01/2010 09:11

FEAGA

II Dépenses

Part I - Page 61 / 85

Poste	BE	BG	CZ	DK	DE	EE	IE	GR	ES	FR	IT	CY	LV	LT	LU	HU
05 03 02 13 2220 063 C1 Ewe and goat premium - milking ewes - R.1782/03, Art.113 - calendar year 2005 and earlier	---	---	---	---	---	---	---	0,0	0,0	---	0,1	---	---	---	---	---
05 03 02 13 2220 064 C1 Ewe and goat premium - she-goats - R.1782/03, Art.113 - calendar year 2005 and earlier	---	---	---	---	---	---	---	0,0	0,0	-0,0	0,0	---	---	---	---	---
05 03 02 13 2220 065 C1 Ewe and goat premium - non milking ewes - 1782/03, Art.113 - calendar year 2006 - DK, ES, FR, MT, PT, SI, FI	---	---	---	-0,0	---	---	---	---	0,1	-0,0	---	---	---	---	---	---
05 03 02 13 2220 066 C1 Ewe and goat premium - milking ewes - 1782/03, Art.113 - calendar year 2006 - DK, ES, FR, MT, PT, SI, FI	---	---	---	---	---	---	---	---	0,0	---	---	---	---	---	---	---
05 03 02 13 2220 067 C1 Ewe and goat premium - she-goats - 1782/03, Art.113 - calendar year 2006 - DK, ES, MT, PT, SI, FI	---	---	---	---	---	---	---	---	0,0	---	---	---	---	---	---	---
05 03 02 13 2220 068 C1 Ewe and goat premium - non milking ewes - 1782/03, Art.113 - calendar year 2007 - DK, ES, FR, PT, SI, FI	---	---	---	0,0	---	---	---	---	0,3	0,0	---	---	---	---	---	---
05 03 02 13 2220 069 C1 Ewe and goat premium - milking ewes - 1782/03, Art.113 - calendar year 2007 - DK, ES, FR, PT, SI, FI	---	---	---	---	---	---	---	---	0,0	-0,0	---	---	---	---	---	---
05 03 02 13 2220 070 C1 Ewe and goat premium - she-goats - 1782/03, Art.113 - calendar year 2007 - DK, ES, PT, SI, FI	---	---	---	---	---	---	---	---	0,1	---	---	---	---	---	---	---
05 03 02 13 2220 071 C1 Ewe and goat premium - non milking ewes - R.1782/03, Art.113 - calendar year 2008 - DK, ES, FR, PT, SI, FI	---	---	---	0,6	---	---	---	---	118,7	43,4	---	---	---	---	---	---
05 03 02 13 2220 072 C1 Ewe and goat premium - milking ewes - R.1782/03, Art.113 - calendar year 2008 - DK, ES, FR, PT, SI, FI	---	---	---	0,0	---	---	---	---	24,0	11,5	---	---	---	---	---	---
05 03 02 13 2220 073 C1 Ewe and goat premium - she-goats - R.1782/03, Art.113 - calendar year 2008 - DK, ES, PT, SI, FI	---	---	---	---	---	---	---	---	13,7	---	---	---	---	---	---	---
05 03 02 13 C1 Sheep and goat premium	---	---	---	0,6	0,0	---	0,0	0,0	157,1	54,9	0,2	---	---	---	---	---
05 03 02 14 2221 062 C1 Supplementary premium - ewe - non milking ewes - R.1782/03, Art.114 - calendar year 2005 and earlier	---	---	---	---	0,0	---	0,1	0,0	0,1	0,0	0,0	---	---	---	---	---
05 03 02 14 2221 063 C1 Supplementary premium - ewe - milking ewes - R.1782/03, Art.114 - calendar year 2005 and earlier	---	---	---	---	---	---	---	0,0	0,0	0,0	0,0	---	---	---	---	---
05 03 02 14 2221 064 C1 Supplementary premium - she-goats - R.1782/03, Art.114 - calendar year 2005 and earlier	---	---	---	---	---	---	---	0,0	0,0	-0,0	0,0	---	---	---	---	---
05 03 02 14 2221 065 C1 Supplementary premium - ewe - non milking ewes - R.1782/03, Art.114 - calendar year 2006 - ES, FR, MT, PT, SI, FI	---	---	---	---	---	---	---	---	0,0	-0,0	---	---	---	---	---	---
05 03 02 14 2221 066 C1 Supplementary premium - ewe - milking ewes - R.1782/03, Art.114 - calendar year 2006 - ES, FR, MT, PT, SI, FI	---	---	---	---	---	---	---	---	-0,0	---	---	---	---	---	---	---
05 03 02 14 2221 067 C1 Supplementary premium - she-goats - R.1782/03, Art.114 - calendar year 2006 - ES, MT, PT, SI, FI	---	---	---	---	---	---	---	---	0,0	---	---	---	---	---	---	---
05 03 02 14 2221 068 C1 Supplementary premium - ewe - non milking ewes - R.1782/03, Art.114 - calendar year 2007 - ES, FR, PT, SI, FI	---	---	---	---	---	---	---	---	0,1	0,0	---	---	---	---	---	---
05 03 02 14 2221 069 C1 Supplementary premium - ewe - milking ewes - R.1782/03, Art.114 - calendar year 2007 - ES, FR, PT, SI, FI	---	---	---	---	---	---	---	---	0,0	-0,0	---	---	---	---	---	---
05 03 02 14 2221 070 C1 Supplementary premium - she-goats - R.1782/03, Art.114 - calendar year 2007 - ES, PT, SI, FI	---	---	---	---	---	---	---	---	0,0	---	---	---	---	---	---	---
05 03 02 14 2221 071 C1 Supplementary premium - ewe - non milking ewes - R.1782/03, Art.114 - calendar year 2008 - ES, FR, PT, SI, FI	---	---	---	---	---	---	---	---	34,8	11,9	---	---	---	---	---	---
05 03 02 14 2221 072 C1 Supplementary premium - ewe - milking ewes - R.1782/03, Art.114 - calendar year 2008 - ES, FR, PT, SI, FI	---	---	---	---	---	---	---	---	9,2	4,7	---	---	---	---	---	---
05 03 02 14 2221 073 C1 Supplementary premium - she-goats - R.1782/03, Art.114 - calendar year 2008 - ES, PT, SI, FI	---	---	---	---	---	---	---	---	4,8	---	---	---	---	---	---	---
05 03 02 14 C1 Sheep and goat supplementary premium	---	---	---	---	0,0	---	0,1	0,0	49,1	16,6	0,1	---	---	---	---	---
05 03 02 18 0000 002 Aid - producers of starch potatoes - R.1782/03, Art.93 - calendar year 2005 and earlier	---	---	---	---	---	---	---	---	---	---	---	---	---	---	---	---
05 03 02 18 0000 003 C1 Aid - producers of starch potatoes - R.1782/03, Art.93 - calendar year 2006 - DK, DE, ES, FR, NL, AT, FI, SE	---	---	---	---	0,0	---	---	---	---	---	---	---	---	---	---	---
05 03 02 18 0000 004 C1 Aid - producers of starch potatoes - R.1782/03, Art.93 - calendar year 2007 - DK, DE, ES, FR, NL, AT, FI, SE	---	---	---	0,0	---	---	---	---	---	---	---	---	---	---	---	---
05 03 02 18 0000 005 C1 Aid - producers of starch potatoes - R.1782/03, Art.93 - calendar year 2008 - DK, DE, ES, FR, NL, AT, FI, SE	---	---	---	10,7	43,3	---	---	---	---	15,3	---	---	---	---	---	---
05 03 02 18 C1 Payments to starch potato producers	---	---	---	10,7	43,3	---	---	---	---	15,3	---	---	---	---	---	---









En Millions d'euros

27/01/2010 09:11

Part I - Page 65 / 85

FEAGA

II Dépenses

Poste		BE	BG	CZ	DK	DE	EE	IE	GR	ES	FR	IT	CY	LV	LT	LU	HU
05 03 02 36 0000 004	Payments - beef/veal - R.1782/03, Art.69 - calendar year 2005	---	---	---	---	---	---	---	---	---	---	0,1	---	---	---	---	---
05 03 02 36 0000 005	C1 Payments - sheep and goat sector - R.1782/03, Art.69 - calendar year 2005	---	---	---	---	---	---	---	---	---	---	-0,0	---	---	---	---	---
05 03 02 36 0000 011	C1 Payments - all products - R.1782/03, Art.69 - calendar year 2006 - SE	---	---	---	---	---	---	---	---	---	---	---	---	---	---	---	---
05 03 02 36 0000 012	C1 Payments - arable crops - R.1782/03, Art.69 - calendar year 2006 - EL, IT, PT, FI	---	---	---	---	---	---	---	-0,0	---	---	0,3	---	---	---	---	---
05 03 02 36 0000 012	NA Payments - arable crops - R.1782/03, Art.69 - calendar year 2006 - EL, IT, PT, FI	---	---	---	---	---	---	---	---	---	---	---	---	---	---	---	---
05 03 02 36 0000 012	Payments - arable crops - R.1782/03, Art.69 - calendar year 2006 - EL, IT, PT, FI	---	---	---	---	---	---	---	-0,0	---	---	0,3	---	---	---	---	---
05 03 02 36 0000 013	Payments - rice - R.1782/03, Art.69 - calendar year 2006 - PT	---	---	---	---	---	---	---	---	---	---	---	---	---	---	---	---
05 03 02 36 0000 014	C1 Payments - beef/veal - R.1782/03, Art.69 - calendar year 2006 - EL, ES, IT, PT, FI, UK	---	---	---	---	---	---	---	-0,0	0,0	---	0,3	---	---	---	---	---
05 03 02 36 0000 014	NA Payments - beef/veal - R.1782/03, Art.69 - calendar year 2006 - EL, ES, IT, PT, FI, UK	---	---	---	---	---	---	---	---	---	---	---	---	---	---	---	---
05 03 02 36 0000 014	Payments - beef/veal - R.1782/03, Art.69 - calendar year 2006 - EL, ES, IT, PT, FI, UK	---	---	---	---	---	---	---	-0,0	0,0	---	0,3	---	---	---	---	---
05 03 02 36 0000 015	C1 Payments - sheep and goat sector - R.1782/03, Art.69 - calendar year 2006 - EL, IT, PT	---	---	---	---	---	---	---	-0,0	---	---	0,0	---	---	---	---	---
05 03 02 36 0000 015	NA Payments - sheep and goat sector - R.1782/03, Art.69 - calendar year 2006 - EL, IT, PT	---	---	---	---	---	---	---	---	---	---	---	---	---	---	---	---
05 03 02 36 0000 015	Payments - sheep and goat sector - R.1782/03, Art.69 - calendar year 2006 - EL, IT, PT	---	---	---	---	---	---	---	-0,0	---	---	0,0	---	---	---	---	---
05 03 02 36 0000 016	C1 Payments - cotton - R.1782/03, Art.69 - calendar year 2006 - ES	---	---	---	---	---	---	---	---	---	---	---	---	---	---	---	---
05 03 02 36 0000 017	C1 Payments - olive oil - R.1782/03, Art.69 - calendar year 2006 - EL, PT	---	---	---	---	---	---	---	0,0	---	---	---	---	---	---	---	---
05 03 02 36 0000 017	NA Payments - olive oil - R.1782/03, Art.69 - calendar year 2006 - EL, PT	---	---	---	---	---	---	---	---	---	---	---	---	---	---	---	---
05 03 02 36 0000 017	Payments - olive oil - R.1782/03, Art.69 - calendar year 2006 - EL, PT	---	---	---	---	---	---	---	0,0	---	---	---	---	---	---	---	---
05 03 02 36 0000 018	C1 Payments - tobacco - R.1782/03, Art.69 - calendar year 2006 - EL, ES	---	---	---	---	---	---	---	0,0	0,0	---	---	---	---	---	---	---
05 03 02 36 0000 019	C1 Payments - sugar - R.1782/03, Art.69 - calendar year 2006 - EL, ES, IT, PT	---	---	---	---	---	---	---	-0,0	0,1	---	0,0	---	---	---	---	---
05 03 02 36 0000 019	NA Payments - sugar - R.1782/03, Art.69 - calendar year 2006 - EL, ES, IT, PT	---	---	---	---	---	---	---	---	---	---	---	---	---	---	---	---
05 03 02 36 0000 019	Payments - sugar - R.1782/03, Art.69 - calendar year 2006 - EL, ES, IT, PT	---	---	---	---	---	---	---	-0,0	0,1	---	0,0	---	---	---	---	---
05 03 02 36 0000 020	C1 Payments - milk products - R.1782/03, Art.69 - calendar year 2006 - ES	---	---	---	---	---	---	---	---	0,0	---	---	---	---	---	---	---
05 03 02 36 0000 021	C1 Payments - all products - R.1782/03, Art.69 - calendar year 2007 - SE	---	---	---	---	---	---	---	---	---	---	---	---	---	---	---	---
05 03 02 36 0000 022	C1 Payments - arable crops - R.1782/03, Art.69 - calendar year 2007 - EL, IT, PT, FI	---	---	---	---	---	---	---	-0,0	---	---	0,8	---	---	---	---	---
05 03 02 36 0000 022	NA Payments - arable crops - R.1782/03, Art.69 - calendar year 2007 - EL, IT, PT, FI	---	---	---	---	---	---	---	---	---	---	---	---	---	---	---	---
05 03 02 36 0000 022	Payments - arable crops - R.1782/03, Art.69 - calendar year 2007 - EL, IT, PT, FI	---	---	---	---	---	---	---	-0,0	---	---	0,8	---	---	---	---	---
05 03 02 36 0000 023	C1 Payments - rice - R.1782/03, Art.69 - calendar year 2007 - PT	---	---	---	---	---	---	---	---	---	---	---	---	---	---	---	---
05 03 02 36 0000 024	C1 Payments - beef/veal - R.1782/03, Art.69 - calendar year 2007 - EL, ES, IT, PT, SI, FI, UK	---	---	---	---	---	---	---	1,2	0,5	---	0,7	---	---	---	---	---
05 03 02 36 0000 024	NA Payments - beef/veal - R.1782/03, Art.69 - calendar year 2007 - EL, ES, IT, PT, SI, FI, UK	---	---	---	---	---	---	---	---	---	---	---	---	---	---	---	---
05 03 02 36 0000 024	Payments - beef/veal - R.1782/03, Art.69 - calendar year 2007 - EL, ES, IT, PT, SI, FI, UK	---	---	---	---	---	---	---	1,2	0,5	---	0,7	---	---	---	---	---
05 03 02 36 0000 025	C1 Payments - sheep and goat sector - R.1782/03, Art.69 - calendar year 2007 - EL, IT, PT	---	---	---	---	---	---	---	---	---	---	0,1	---	---	---	---	---



En Millions d'euros

27/01/2010 09:11

FEAGA

II Dépenses

Part I - Page 67 / 85

Poste		BE	BG	CZ	DK	DE	EE	IE	GR	ES	FR	IT	CY	LV	LT	LU	HU
05 03 02 36 0000 037	Payments - olive oil - R.1782/03, Art.69 - calendar year 2008 - EL, PT	---	---	---	---	---	---	---	20,2	---	---	---	---	---	---	---	---
05 03 02 36 0000 038 C1	Payments - tobacco - R.1782/03, Art.69 - calendar year 2008 - EL, ES	---	---	---	---	---	---	---	7,1	2,0	---	---	---	---	---	---	---
05 03 02 36 0000 038 NA	Payments - tobacco - R.1782/03, Art.69 - calendar year 2008 - EL, ES	---	---	---	---	---	---	---	---	---	---	---	---	---	---	---	---
05 03 02 36 0000 038	Payments - tobacco - R.1782/03, Art.69 - calendar year 2008 - EL, ES	---	---	---	---	---	---	---	7,1	2,0	---	---	---	---	---	---	---
05 03 02 36 0000 039 C1	Payments - sugar - R.1782/03, Art.69 - calendar year 2008 - EL, ES, IT, PT	---	---	---	---	---	---	---	2,5	17,4	---	9,1	---	---	---	---	---
05 03 02 36 0000 039 NA	Payments - sugar - R.1782/03, Art.69 - calendar year 2008 - EL, ES, IT, PT	---	---	---	---	---	---	---	---	---	---	---	---	---	---	---	---
05 03 02 36 0000 039	Payments - sugar - R.1782/03, Art.69 - calendar year 2008 - EL, ES, IT, PT	---	---	---	---	---	---	---	2,5	17,4	---	9,1	---	---	---	---	---
05 03 02 36 0000 040 C1	Payments - milk products - R.1782/03, Art.69 - calendar year 2008 - ES	---	---	---	---	---	---	---	---	18,2	---	---	---	---	---	---	---
05 03 02 36 0000 040 NA	Payments - milk products - R.1782/03, Art.69 - calendar year 2008 - ES	---	---	---	---	---	---	---	---	---	---	---	---	---	---	---	---
05 03 02 36 0000 040	Payments - milk products - R.1782/03, Art.69 - calendar year 2008 - ES	---	---	---	---	---	---	---	---	18,2	---	---	---	---	---	---	---
05 03 02 36	C1 Payments for specific types of farming and quality production	---	---	---	---	---	---	---	95,6	101,4	---	174,6	---	---	---	---	---
05 03 02 36	NA Payments for specific types of farming and quality production	---	---	---	---	---	---	---	---	---	---	---	---	---	---	---	---
05 03 02 36	Payments for specific types of farming and quality production	---	---	---	---	---	---	---	95,6	101,4	---	174,6	---	---	---	---	---
05 03 02 39 0000 001 C1	Community aid for sugar beet and cane producers - R.1782/03, Art.110q - calendar year 2006 - IT, PT	---	---	---	---	---	---	---	---	---	---	0,0	---	---	---	---	---
05 03 02 39 0000 002 C1	Community aid for sugar beet and cane producers - R.1782/03, Art.110q - calendar year 2007 - EL, IT, PT	---	---	---	---	---	---	---	-0,0	---	---	0,1	---	---	---	---	---
05 03 02 39 0000 003	Community aid for sugar beet and cane producers - R.1782/03, Art.110q - calendar year 2007 - payments - without modulation - R.1782/03, Art.10(5) - PT	---	---	---	---	---	---	---	---	---	---	---	---	---	---	---	---
05 03 02 39 0000 004 C1	Community aid for sugar beet and cane producers - R.1782/03, Art.110q - calendar year 2008 - EL, IT, PT	---	---	---	---	---	---	---	4,0	---	---	18,1	---	---	---	---	---
05 03 02 39 0000 005	Community aid for sugar beet and cane producers - R.1782/03, Art.110q - calendar year 2008 - payments - without modulation - R.1782/03, Art.10(5) - PT	---	---	---	---	---	---	---	---	---	---	---	---	---	---	---	---
05 03 02 39	C1 Additional amount for sugar beet and cane producers	---	---	---	---	---	---	---	4,0	---	---	18,3	---	---	---	---	---
05 03 02 40 0000 001 C1	Area aid for cotton - R.1782/03, Art.110a - calendar year 2006 - EL, ES, PT	---	---	---	---	---	---	---	2,2	0,0	---	---	---	---	---	---	---
05 03 02 40 0000 002 C1	Additional amounts of aid (10€) - R.1782/03, Art.110f(2) - calendar year 2006 - EL, ES, PT	---	---	---	---	---	---	---	-0,0	0,0	---	---	---	---	---	---	---
05 03 02 40 0000 003 C1	Area aid for cotton - R.1782/03, Art.110a - calendar year 2007 - EL, ES, PT	---	---	---	---	---	---	---	-0,1	0,1	---	---	---	---	---	---	---
05 03 02 40 0000 004 C1	Additional amounts of aid (10€) - R.1782/03, Art.110f(2) - calendar year 2007 - EL, ES, PT	---	---	---	---	---	---	---	-0,0	-0,0	---	---	---	---	---	---	---
05 03 02 40 0000 005 C1	Area aid for cotton - R.1782/03, Art.110a - calendar year 2008 - EL, ES, PT	---	---	---	---	---	---	---	160,3	51,7	---	---	---	---	---	---	---
05 03 02 40 0000 006 C1	Additional amounts of aid (10€) - R.1782/03, Art.110f(2) - calendar year 2008 - EL, ES, PT	---	---	---	---	---	---	---	2,7	---	---	---	---	---	---	---	---
05 03 02 40	C1 Area aid for cotton	---	---	---	---	---	---	---	165,0	51,9	---	---	---	---	---	---	---
05 03 02 41 0000 001 C1	Transitional fruit and vegetable payments - tomatoes - R.1782/03, Art.68b(1)&Art.143bc(1) - calendar year 2008 - EL, ES, FR, IT, PT, RO, SK	---	---	---	---	---	---	---	10,3	26,2	3,7	87,0	---	---	---	---	---
05 03 02 41	C1 Transitional fruit and vegetables payment — Tomatoes	---	---	---	---	---	---	---	10,3	26,2	3,7	87,0	---	---	---	---	---
05 03 02 42 0000 001 C1	Transitional fruit and vegetable payments - other products than tomatoes - R.1782/03, Art.68b(2)&Art.143bc(2) - calendar year 2008 - CY, EL, ES, FR, IT	---	---	---	---	---	---	---	16,6	83,7	40,4	8,5	---	---	---	---	---
05 03 02 42	C1 Transitional fruit and vegetables payment — Other products than tomatoes	---	---	---	---	---	---	---	16,6	83,7	40,4	8,5	---	---	---	---	---

En Millions d'euros

27/01/2010 09:11

Part I - Page 68 / 85

FEAGA

II Dépenses

Poste	BE	BG	CZ	DK	DE	EE	IE	GR	ES	FR	IT	CY	LV	LT	LU	HU
05 03 02 43 0000 001 C1 Transitional soft fruit payment - R.1782/03, Art.110v) - calendar year 2008 - BG, LV, LT, HU, PL	---	0,2	---	---	---	---	---	---	---	---	---	---	0,0	---	---	0,0
05 03 02 43 C1 Transitional soft fruit payment	---	0,2	---	---	---	---	---	---	---	---	---	---	0,0	---	---	0,0
05 03 02 50 3201 017 C1 Posei - meat sector - outermost regions - R.188/05 - calendar year 2005 and earlier	---	---	---	---	---	---	---	---	0,0	0,0	---	---	---	---	---	---
05 03 02 50 3201 018 Posei - meat sector - outermost regions - R.188/05 - calendar year 2006	---	---	---	---	---	---	---	---	---	---	---	---	---	---	---	---
05 03 02 50 3201 019 Poseidom - plant products - transport aid - sugar cane - calendar year 2006	---	---	---	---	---	---	---	---	---	---	---	---	---	---	---	---
05 03 02 50 3201 021 Poseidom - plant products - production aid - green vanilla, essential geranium & vetiver oils (area aid) - calendar year 2006	---	---	---	---	---	---	---	---	---	---	---	---	---	---	---	---
05 03 02 50 3201 070 Poseidom - plant products - transport aid, sugar cane - R.247/06, title III - calendar year 2006	---	---	---	---	---	---	---	---	---	---	---	---	---	---	---	---
05 03 02 50 3201 071 Poseidom - plant products - production aid - green vanilla - R.247/06, title III - calendar year 2006	---	---	---	---	---	---	---	---	---	---	---	---	---	---	---	---
05 03 02 50 3201 072 Poseidom - plant products - aid for maintaining planted land area - vanilla - Reunion - R.247/06, title III - calendar year 2006	---	---	---	---	---	---	---	---	---	---	---	---	---	---	---	---
05 03 02 50 3201 073 Poseidom - plant products - cultivation aid - geranium & vetiver - R.247/06, title III - calendar year 2006	---	---	---	---	---	---	---	---	---	---	---	---	---	---	---	---
05 03 02 50 3201 074 C1 Poseidom - plant products - transport aid, sugar cane - R.247/06, title III - calendar year 2007	---	---	---	---	---	---	---	---	---	-0,0	---	---	---	---	---	---
05 03 02 50 3201 075 Poseidom - plant products - production aid - green vanilla - R.247/06, title III - calendar year 2007	---	---	---	---	---	---	---	---	---	---	---	---	---	---	---	---
05 03 02 50 3201 076 Poseidom - plant products - aid for maintaining planted land area - vanilla - Reunion - R.247/06, title III - calendar year 2007	---	---	---	---	---	---	---	---	---	---	---	---	---	---	---	---
05 03 02 50 3201 077 Poseidom - plant products - cultivation aid - geranium & vetiver - R.247/06, title III - calendar year 2007	---	---	---	---	---	---	---	---	---	---	---	---	---	---	---	---
05 03 02 50 3201 078 Poseidom - plant products - bananas - - R.247/06, title III - calendar year 2007	---	---	---	---	---	---	---	---	---	---	---	---	---	---	---	---
05 03 02 50 3201 090 C1 Poseidom - livestock products - development aid for the ruminants stockbreeders - R.247/06, title III - calendar year 2006	---	---	---	---	---	---	---	---	---	-0,0	---	---	---	---	---	---
05 03 02 50 3201 091 C1 Poseidom - livestock products - premium, slaughter - R.247/06, title III - calendar year 2006	---	---	---	---	---	---	---	---	---	0,0	---	---	---	---	---	---
05 03 02 50 3201 092 Poseidom - livestock products - premium, small ruminants - R.247/06, title III - calendar year 2006	---	---	---	---	---	---	---	---	---	---	---	---	---	---	---	---
05 03 02 50 3201 093 C1 Poseidom - livestock products - development aid for the ruminants stockbreeders - R.247/06, title III - calendar year 2007	---	---	---	---	---	---	---	---	---	-0,0	---	---	---	---	---	---
05 03 02 50 3201 094 C1 Poseidom - livestock products - premium, slaughter - R.247/06, title III - calendar year 2007	---	---	---	---	---	---	---	---	---	0,0	---	---	---	---	---	---
05 03 02 50 3201 095 Poseidom - livestock products - premium, small ruminants - R.247/06, title III - calendar year 2007	---	---	---	---	---	---	---	---	---	---	---	---	---	---	---	---
05 03 02 50 3201 100 C1 Poseidom - plant products - transport aid, sugar cane - R.247/06, title III - calendar year 2008 - FR	---	---	---	---	---	---	---	---	---	9,9	---	---	---	---	---	---
05 03 02 50 3201 101 C1 Poseidom - plant products - production aid - green vanilla - R.247/06, title III - calendar year 2008 - FR	---	---	---	---	---	---	---	---	---	0,1	---	---	---	---	---	---
05 03 02 50 3201 102 C1 Poseidom - plant products - aid for maintaining planted land area - vanilla - Reunion - R.247/06, title III - calendar year 2008 - FR	---	---	---	---	---	---	---	---	---	0,1	---	---	---	---	---	---
05 03 02 50 3201 103 C1 Poseidom - plant products - cultivation aid - geranium & vetiver - R.247/06, title III - calendar year 2008 - FR	---	---	---	---	---	---	---	---	---	0,3	---	---	---	---	---	---
05 03 02 50 3201 104 C1 Poseidom - plant products - bananas - R.247/06, title III - calendar year 2008 - FR	---	---	---	---	---	---	---	---	---	129,1	---	---	---	---	---	---
05 03 02 50 3201 105 C1 Poseidom - livestock products - development aid for the ruminants stockbreeders - R.247/06, title III - calendar year 2008 - FR	---	---	---	---	---	---	---	---	---	10,5	---	---	---	---	---	---
05 03 02 50 3201 106 C1 Poseidom - livestock products - premium, slaughter - R.247/06, title III - calendar year 2008 - FR	---	---	---	---	---	---	---	---	---	2,0	---	---	---	---	---	---
05 03 02 50 3201 107 C1 Poseidom - livestock products - premium, small ruminants - R.247/06, title III - calendar year 2008 - FR	---	---	---	---	---	---	---	---	---	0,3	---	---	---	---	---	---













En Millions d'euros

27/01/2010 09:11

Part I - Page 74 / 85

FEAGA

II Dépenses

Poste	BE	BG	CZ	DK	DE	EE	IE	GR	ES	FR	IT	CY	LV	LT	LU	HU
05 03 02 52 3231 027 C1 Aegean islands - plant products - olive grove - R.1405/06, chapter III - calendar year 2007	---	---	---	---	---	---	---	-0,0	---	---	---	---	---	---	---	---
05 03 02 52 3231 028 C1 Aegean islands - plant products - potatoes - R.1405/06, chapter III - calendar year 2007	---	---	---	---	---	---	---	0,1	---	---	---	---	---	---	---	---
05 03 02 52 3231 029 Aegean islands - plant products - small tomatoes - R.1405/06, chapter III - calendar year 2007	---	---	---	---	---	---	---	---	---	---	---	---	---	---	---	---
05 03 02 52 3231 030 Aegean islands - plant products - artichoke - R.1405/06, chapter III - calendar year 2007	---	---	---	---	---	---	---	---	---	---	---	---	---	---	---	---
05 03 02 52 3231 031 C1 Aegean islands - plant products - citrus species - R.1405/06, chapter III - calendar year 2007	---	---	---	---	---	---	---	-0,0	---	---	---	---	---	---	---	---
05 03 02 52 3231 032 Aegean islands - livestock products - cheese - R.1405/06, chapter III - calendar year 2007	---	---	---	---	---	---	---	---	---	---	---	---	---	---	---	---
05 03 02 52 3231 040 C1 Aegean islands - plant products - plums - R.1405/06, chapter III - calendar year 2008 - EL	---	---	---	---	---	---	---	0,0	---	---	---	---	---	---	---	---
05 03 02 52 3231 041 C1 Aegean islands - plant products - legumes - R.1405/06, chapter III - calendar year 2008 - EL	---	---	---	---	---	---	---	0,1	---	---	---	---	---	---	---	---
05 03 02 52 3231 042 C1 Aegean islands - plant products - bee-keeping - R.1405/06, chapter III - calendar year 2008 - EL	---	---	---	---	---	---	---	1,2	---	---	---	---	---	---	---	---
05 03 02 52 3231 043 C1 Aegean islands - plant products - wine sector - R.1405/06, chapter III - calendar year 2008 - EL	---	---	---	---	---	---	---	1,3	---	---	---	---	---	---	---	---
05 03 02 52 3231 044 C1 Aegean islands - plant products - mastic - R.1405/06, chapter III - calendar year 2008 - EL	---	---	---	---	---	---	---	0,8	---	---	---	---	---	---	---	---
05 03 02 52 3231 045 C1 Aegean islands - plant products - olive grove - R.1405/06, chapter III - calendar year 2008 - EL	---	---	---	---	---	---	---	11,5	---	---	---	---	---	---	---	---
05 03 02 52 3231 046 C1 Aegean islands - plant products - potatoes - R.1405/06, chapter III - calendar year 2008 - EL	---	---	---	---	---	---	---	0,5	---	---	---	---	---	---	---	---
05 03 02 52 3231 047 C1 Aegean islands - plant products - small tomatoes - R.1405/06, chapter III - calendar year 2008 - EL	---	---	---	---	---	---	---	0,0	---	---	---	---	---	---	---	---
05 03 02 52 3231 048 C1 Aegean islands - plant products - artichoke - R.1405/06, chapter III - calendar year 2008 - EL	---	---	---	---	---	---	---	0,0	---	---	---	---	---	---	---	---
05 03 02 52 3231 049 C1 Aegean islands - plant products - citrus species - R.1405/06, chapter III - calendar year 2008 - EL	---	---	---	---	---	---	---	0,3	---	---	---	---	---	---	---	---
05 03 02 52 3231 050 Aegean islands - livestock products - cheese - R.1405/06, chapter III - calendar year 2008 - EL	---	---	---	---	---	---	---	---	---	---	---	---	---	---	---	---
05 03 02 52 C1 POSEI — Aegean Islands	---	---	---	---	---	---	---	16,5	---	---	---	---	---	---	---	---
05 03 02 99 0000 002 Specific regional aid - arable crops - R.1782/03, Art.98 - calendar year 2005 and earlier	---	---	---	---	---	---	---	---	---	---	---	---	---	---	---	---
05 03 02 99 0000 003 C1 Dried fodder - transitional regime - R.1782/03, Art.71(2) - calendar year 2005	---	---	---	---	---	---	---	---	---	---	---	---	---	---	---	---
05 03 02 99 0000 004 Dried fodder - transitional regime - R.1782/03, Art.71(2); R.382/05, Art.34 a) - calendar year 2005	---	---	---	---	---	---	---	---	---	---	---	---	---	---	---	---
05 03 02 99 0000 005 C1 Dairy premium - Art.95, R.1782/03 - calendar year 2005 and earlier	---	---	---	---	0,0	---	0,0	---	0,0	0,0	0,0	---	---	---	---	---
05 03 02 99 0000 005 NA Dairy premium - Art.95, R.1782/03 - calendar year 2005 and earlier	---	---	---	---	---	---	---	---	---	---	---	---	---	---	---	---
05 03 02 99 0000 005 Dairy premium - Art.95, R.1782/03 - calendar year 2005 and earlier	---	---	---	---	0,0	---	0,0	---	0,0	0,0	0,0	---	---	---	---	---
05 03 02 99 0000 006 C1 Dairy premium - Art.95, R.1782/03 - calendar year 2006 - EL, MT, NL, AT, PT, SI, SE	---	---	---	---	---	---	---	---	---	---	---	---	---	---	---	---
05 03 02 99 0000 006 NA Dairy premium - Art.95, R.1782/03 - calendar year 2006 - EL, MT, NL, AT, PT, SI, SE	---	---	---	---	---	---	---	---	---	---	---	---	---	---	---	---
05 03 02 99 0000 006 Dairy premium - Art.95, R.1782/03 - calendar year 2006 - EL, MT, NL, AT, PT, SI, SE	---	---	---	---	---	---	---	---	---	---	---	---	---	---	---	---
05 03 02 99 0000 007 C1 Dairy premium - Art.95, R.1782/03 - calendar year 2006 - payments - without modulation - R.1782/03, Art.10(5)	---	---	---	---	---	---	---	---	---	---	---	---	---	---	---	---
05 03 02 99 0000 007 NA Dairy premium - Art.95, R.1782/03 - calendar year 2006 - payments - without modulation - R.1782/03, Art.10(5)	---	---	---	---	---	---	---	---	---	---	---	---	---	---	---	---
05 03 02 99 0000 007 Dairy premium - Art.95, R.1782/03 - calendar year 2006 - payments - without modulation - R.1782/03, Art.10(5)	---	---	---	---	---	---	---	---	---	---	---	---	---	---	---	---
05 03 02 99 0000 008 C1 Additional payments - milk producers - Art.96, R.1782/03 - calendar year 2005 and earlier	---	---	---	---	0,0	---	---	---	0,0	-0,0	0,0	---	---	---	---	---



En Millions d'euros

27/01/2010 09:11

FEAGA

II Dépenses

Part I - Page 76 / 85

Poste		BE	BG	CZ	DK	DE	EE	IE	GR	ES	FR	IT	CY	LV	LT	LU	HU
05 03 02 99 1508 116	Compensation aid - advances 2006 - application - in respect of 01/01/06 - 28/02/06 - Art.7, R.1858/93 - Guadeloupe	---	---	---	---	---	---	---	---	---	---	---	---	---	---	---	---
05 03 02 99 1508 117	Compensation aid - advances 2006 - application - in respect of 01/01/06 - 28/02/06 - Art.7, R.1858/93 - Martinique	---	---	---	---	---	---	---	---	---	---	---	---	---	---	---	---
05 03 02 99 1508 118	Compensation aid - advances 2006 - application - in respect of 01/03/06 - 30/04/06 - Art.7, R.1858/93 - other than Guadeloupe & Martinique	---	---	---	---	---	---	---	---	---	---	---	---	---	---	---	---
05 03 02 99 1508 119	Compensation aid - advances 2006 - application - in respect of 01/03/06 - 30/04/06 - Art.7, R.1858/93 - Guadeloupe	---	---	---	---	---	---	---	---	---	---	---	---	---	---	---	---
05 03 02 99 1508 120	Compensation aid - advances 2006 - application - in respect of 01/03/06 - 30/04/06 - Art.7, R.1858/93 - Martinique	---	---	---	---	---	---	---	---	---	---	---	---	---	---	---	---
05 03 02 99 1508 121	Compensation aid - advances 2006 - application - in respect of 01/05/06 - 30/06/06 - Art.7, R.1858/93 - other than Guadeloupe & Martinique	---	---	---	---	---	---	---	---	---	---	---	---	---	---	---	---
05 03 02 99 1508 122	Compensation aid - advances 2006 - application - in respect of 01/05/06 - 30/06/06 - Art.7, R.1858/93 - Guadeloupe	---	---	---	---	---	---	---	---	---	---	---	---	---	---	---	---
05 03 02 99 1508 123	Compensation aid - advances 2006 - application - in respect of 01/05/06 - 30/06/06 - Art.7, R.1858/93 - Martinique	---	---	---	---	---	---	---	---	---	---	---	---	---	---	---	---
05 03 02 99 1508 124	Compensation aid - advances 2006 - application - in respect of 01/07/06 - 31/08/06 - Art.7, R.1858/93 - other than Guadeloupe & Martinique	---	---	---	---	---	---	---	---	---	---	---	---	---	---	---	---
05 03 02 99 1508 125	Compensation aid - advances 2006 - application - in respect of 01/07/06 - 31/08/06 - Art.7, R.1858/93 - Guadeloupe	---	---	---	---	---	---	---	---	---	---	---	---	---	---	---	---
05 03 02 99 1508 126	Compensation aid - advances 2006 - application - in respect of 01/07/06 - 31/08/06 - Art.7, R.1858/93 - Martinique	---	---	---	---	---	---	---	---	---	---	---	---	---	---	---	---
05 03 02 99 1508 127	Compensation aid - advances 2006 - application - in respect of 01/09/06 - 31/10/06 - Art.7, R.1858/93 - other than Guadeloupe & Martinique	---	---	---	---	---	---	---	---	---	---	---	---	---	---	---	---
05 03 02 99 1508 128	Compensation aid - advances 2006 - application - in respect of 01/09/06 - 31/10/06 - Art.7, R.1858/93 - Guadeloupe	---	---	---	---	---	---	---	---	---	---	---	---	---	---	---	---
05 03 02 99 1508 129	Compensation aid - advances 2006 - application - in respect of 01/09/06 - 31/10/06 - Art.7, R.1858/93 - Martinique	---	---	---	---	---	---	---	---	---	---	---	---	---	---	---	---
05 03 02 99 1508 130	Compensation aid - advances 2006 - application - in respect of 01/11/06 - 31/12/06 - Art.7, R.1858/93 - other than Guadeloupe & Martinique	---	---	---	---	---	---	---	---	---	---	---	---	---	---	---	---
05 03 02 99 1508 131	Compensation aid - advances 2006 - application - in respect of 01/11/06 - 31/12/06 - Art.7, R.1858/93 - Guadeloupe	---	---	---	---	---	---	---	---	---	---	---	---	---	---	---	---
05 03 02 99 1508 132	Compensation aid - advances 2006 - application - in respect of 01/11/06 - 31/12/06 - Art.7, R.1858/93 - Martinique	---	---	---	---	---	---	---	---	---	---	---	---	---	---	---	---
05 03 02 99 1508 151 C1	Compensation aid - balance 2006 - Art.7, R.1858/93 - other than Guadeloupe & Martinique	---	---	---	---	---	---	---	---	---	---	---	---	---	---	---	---
05 03 02 99 1508 151 NA	Compensation aid - balance 2006 - Art.7, R.1858/93 - other than Guadeloupe & Martinique	---	---	---	---	---	---	---	---	---	---	---	---	---	---	---	---
05 03 02 99 1508 151	Compensation aid - balance 2006 - Art.7, R.1858/93 - other than Guadeloupe & Martinique	---	---	---	---	---	---	---	---	---	---	---	---	---	---	---	---
05 03 02 99 1508 152	Compensation aid - balance 2006 - Art.7, R.1858/93 - Guadeloupe	---	---	---	---	---	---	---	---	---	---	---	---	---	---	---	---
05 03 02 99 1508 153	Compensation aid - balance 2006 - Art.7, R.1858/93 - Martinique	---	---	---	---	---	---	---	---	---	---	---	---	---	---	---	---
05 03 02 99 2123 012	Deseasonalization premium - R.1254/99, Art.5 - calendar year applications 1995 - Germany	---	---	---	---	---	---	---	---	---	---	---	---	---	---	---	---
05 03 02 99 2123 016	Deseasonalization premium - R.1254/99, Art.5 - calendar year applications 1999 and earlier	---	---	---	---	---	---	---	---	---	---	---	---	---	---	---	---
05 03 02 99 2125 003	Extensification premium - R.1254/99, Art.13 - calendar year 1995 - Germany	---	---	---	---	---	---	---	---	---	---	---	---	---	---	---	---
05 03 02 99 2125 074 C1	Extensification premium - dairy cow - 100 euro - R.1782/03, Art.132 - calendar year 2005 and earlier	---	---	---	---	---	---	---	---	---	---	---	---	---	---	---	---
05 03 02 99 2125 074 NA	Extensification premium - dairy cow - 100 euro - R.1782/03, Art.132 - calendar year 2005 and earlier	---	---	---	---	---	---	---	---	---	---	---	---	---	---	---	---
05 03 02 99 2125 074	Extensification premium - dairy cow - 100 euro - R.1782/03, Art.132 - calendar year 2005 and earlier	---	---	---	---	---	---	---	---	---	---	---	---	---	---	---	---
05 03 02 99 2125 075 C1	Extensification premium - dairy cow - 40 euro - R.1782/03, Art.132 - calendar year 2005 and earlier	---	---	---	---	---	---	---	---	---	---	0,0	---	---	---	---	---









En Millions d'euros

27/01/2010 09:11

Part I - Page 80 / 85

FEAGA

II Dépenses

Poste	BE	BG	CZ	DK	DE	EE	IE	GR	ES	FR	IT	CY	LV	LT	LU	HU
05 03 02 99 Other (direct aids)	-0,0	---	---	---	0,0	---	0,1	0,1	0,5	0,0	0,4	---	---	---	---	---
05 03 02 C1 Other direct aids	99,3	1,8	1,3	43,9	84,7	0,8	0,7	341,7	1.649,2	2.335,4	630,3	---	0,8	2,9	0,0	0,8
05 03 02 NA Other direct aids	---	---	---	---	---	---	---	---	---	---	---	---	---	---	---	---
05 03 02 Other direct aids	99,3	1,8	1,3	43,9	84,7	0,8	0,7	341,7	1.649,2	2.335,4	630,3	---	0,8	2,9	0,0	0,8
05 03 03 00 0000 001 C1 Additional amounts of aid - R.1782/03, Art.12 - calendar year 2005	0,0	---	---	-0,0	0,0	---	0,0	---	0,1	0,0	0,0	---	---	---	---	---
05 03 03 00 0000 002 C1 Additional amounts of aid - R.1782/03, Art.12 - calendar year 2006	0,0	---	---	-0,0	0,0	---	0,0	-0,0	0,2	0,0	0,1	---	---	---	---	---
05 03 03 00 0000 003 C1 Additional amounts of aid - R.1782/03, Art.12 - calendar year 2007 - EU 15	0,0	---	---	0,0	0,0	---	0,1	-0,1	1,0	0,3	0,3	---	---	---	---	---
05 03 03 00 0000 004 C1 Additional amounts of aid - R.1782/03, Art.12 - calendar year 2008 - EU 15	7,4	---	---	9,3	59,5	---	24,2	74,9	94,9	84,4	92,2	---	---	---	0,4	---
05 03 03 00 C1 Additional amounts of aid	7,4	---	---	9,3	59,6	---	24,3	74,9	96,3	84,8	92,5	---	---	---	0,4	---
05 03 03 C1 Additional amounts of aid	7,4	---	---	9,3	59,6	---	24,3	74,9	96,3	84,8	92,5	---	---	---	0,4	---
<b>05 03 C1 Direct aids</b>	<b>109,5</b>	<b>210,3</b>	<b>473,7</b>	<b>908,5</b>	<b>5.536,3</b>	<b>51,4</b>	<b>692,5</b>	<b>2.490,0</b>	<b>5.114,9</b>	<b>8.166,9</b>	<b>3.939,2</b>	<b>24,6</b>	<b>76,3</b>	<b>195,8</b>	<b>34,5</b>	<b>682,6</b>
<b>05 03 C4 Direct aids</b>	---	---	---	---	---	---	---	---	<b>16,5</b>	---	<b>178,9</b>	---	---	---	<b>0,0</b>	---
<b>05 03 C5 Direct aids</b>	<b>464,9</b>	---	---	<b>67,9</b>	<b>1,0</b>	---	<b>585,3</b>	<b>3,6</b>	<b>1,2</b>	<b>0,1</b>	<b>1,7</b>	---	---	---	<b>0,0</b>	---
<b>05 03 NA Direct aids</b>	---	---	---	---	---	---	---	---	---	---	---	---	---	---	---	---
<b>05 03 Direct aids</b>	<b>574,3</b>	<b>210,3</b>	<b>473,7</b>	<b>976,4</b>	<b>5.537,3</b>	<b>51,4</b>	<b>1.277,8</b>	<b>2.493,6</b>	<b>5.132,6</b>	<b>8.167,0</b>	<b>4.119,8</b>	<b>24,6</b>	<b>76,3</b>	<b>195,8</b>	<b>34,5</b>	<b>682,6</b>
05 04 01 14 0000 001 C1 Reimbursement not related to irregularities - programming period 2000 - 2006 - EU 15	-0,1	---	---	---	-0,9	---	-0,0	-0,0	-5,0	-0,6	-4,2	---	---	---	---	---
05 04 01 14 C1 Rural development financed by the EAGGF Guarantee Section — Programming period 2000 to 2006	-0,1	---	---	---	-0,9	---	-0,0	-0,0	-5,0	-0,6	-4,2	---	---	---	---	---
05 04 01 C1 Rural development financed by the EAGGF Guarantee Section — Programming period 2000 to 2006	-0,1	---	---	---	-0,9	---	-0,0	-0,0	-5,0	-0,6	-4,2	---	---	---	---	---
05 04 03 02 0000 301 Direct payments reserved for EAGF	---	---	---	---	---	---	---	---	---	---	---	---	---	---	---	---
05 04 03 02 Plant and animal genetic resources — Completion of earlier measures	---	---	---	---	---	---	---	---	---	---	---	---	---	---	---	---
05 04 03 Other measures	---	---	---	---	---	---	---	---	---	---	---	---	---	---	---	---
<b>05 04 C1 Rural development</b>	<b>-0,1</b>	---	---	---	<b>-0,9</b>	---	<b>-0,0</b>	<b>-0,0</b>	<b>-5,0</b>	<b>-0,6</b>	<b>-4,2</b>	---	---	---	---	---
05 07 01 02 3610 301 C1 Monitoring and preventive measures - direct payments by the EC	---	---	---	---	---	---	---	---	---	---	---	---	---	---	---	---
05 07 01 02 C1 Monitoring and preventive measures — Direct payments by the European Community	---	---	---	---	---	---	---	---	---	---	---	---	---	---	---	---
05 07 01 06 0000 059 C1 Decision 2009/87/EC - accounting clearance 2007 - EE, NL, PT	---	---	---	---	---	0,4	---	---	---	---	---	---	---	---	---	---
05 07 01 06 0000 059 NA Decision 2009/87/EC - accounting clearance 2007 - EE, NL, PT	---	---	---	---	---	---	---	---	---	---	---	---	---	---	---	---
05 07 01 06 0000 059 Decision 2009/87/EC - accounting clearance 2007 - EE, NL, PT	---	---	---	---	---	0,4	---	---	---	---	---	---	---	---	---	---
05 07 01 06 0000 062 C1 Decision 2009/367/EC - accounting clearance 2008 - BE, BG, CZ, DK, DE, EE, IE, ES, FR, IT, LV, LT, LU, HU, NL, AT, PL, SI, SK, FI, SE, UK	-0,1	-0,0	-0,0	0,2	-0,2	0,0	1,9	---	-3,7	-2,5	4,6	---	-0,0	-0,3	0,2	-5,8
05 07 01 06 0000 062 NA Decision 2009/367/EC - accounting clearance 2008 - BE, BG, CZ, DK, DE, EE, IE, ES, FR, IT, LV, LT, LU, HU, NL, AT, PL, SI, SK, FI, SE, UK	---	---	---	---	---	---	---	---	---	---	---	---	---	---	---	---
05 07 01 06 0000 062 Decision 2009/367/EC - accounting clearance 2008 - BE, BG, CZ, DK, DE, EE, IE, ES, FR, IT, LV, LT, LU, HU, NL, AT, PL, SI, SK, FI, SE, UK	-0,1	-0,0	-0,0	0,2	-0,2	0,0	1,9	---	-3,7	-2,5	4,6	---	-0,0	-0,3	0,2	-5,8

En Millions d'euros

27/01/2010 09:11

FEAGA

II Dépenses

Part I - Page 81 / 85

Poste	BE	BG	CZ	DK	DE	EE	IE	GR	ES	FR	IT	CY	LV	LT	LU	HU
05 07 01 06 0000 200 C1 Correction - negative amounts - geographical information system	---	---	---	---	---	---	---	---	---	---	-0,0	---	---	---	---	---
05 07 01 06 0000 350 C1 Corrections to be attributed - only negative amounts	---	---	---	---	---	---	---	---	-19,7	---	-79,9	---	---	---	---	---
05 07 01 06 0000 360 C1 Imputation of corrections - only positive amounts	---	---	---	---	---	---	---	---	19,7	---	67,7	---	---	---	---	---
05 07 01 06 0000 360 NA Imputation of corrections - only positive amounts	---	---	---	---	---	---	---	---	---	---	---	---	---	---	---	---
05 07 01 06 0000 360 Imputation of corrections - only positive amounts	---	---	---	---	---	---	---	---	19,7	---	67,7	---	---	---	---	---
05 07 01 06 3701 015 C1 Reduction/suspension of advances - payment deadlines - 2009	-0,4	---	---	---	-0,0	---	-0,1	-1,8	-3,0	---	-1,9	---	---	---	---	---
05 07 01 06 3701 015 NA Reduction/suspension of advances - payment deadlines - 2009	---	---	---	---	---	---	---	---	---	---	---	---	---	---	---	---
05 07 01 06 3701 015 Reduction/suspension of advances - payment deadlines - 2009	-0,4	---	---	---	-0,0	---	-0,1	-1,8	-3,0	---	-1,9	---	---	---	---	---
05 07 01 06 C1 Accounting clearance of previous years' accounts with regard to shared management expenditure under the EAGGF Guarantee Section (previous measures) and under the EAGF	-0,4	-0,0	-0,0	0,2	-0,2	0,4	1,8	-1,8	-6,7	-2,5	-9,4	---	-0,0	-0,3	0,2	-5,8
05 07 01 06 NA Accounting clearance of previous years' accounts with regard to shared management expenditure under the EAGGF Guarantee Section (previous measures) and under the EAGF	---	---	---	---	---	---	---	---	---	---	---	---	---	---	---	---
05 07 01 06 Accounting clearance of previous years' accounts with regard to shared management expenditure under the EAGGF Guarantee Section (previous measures) and under the EAGF	-0,4	-0,0	-0,0	0,2	-0,2	0,4	1,8	-1,8	-6,7	-2,5	-9,4	---	-0,0	-0,3	0,2	-5,8
05 07 01 07 Conformity clearance of previous years' accounts with regard to shared management expenditure under the EAGGF Guarantee Section (previous measures) and under the EAGF	---	---	---	---	---	---	---	---	---	---	---	---	---	---	---	---
05 07 01 C1 Control of agricultural expenditure	-0,4	-0,0	-0,0	0,2	-0,2	0,4	1,8	-1,8	-6,7	-2,5	-9,4	---	-0,0	-0,3	0,2	-5,8
05 07 01 NA Control of agricultural expenditure	---	---	---	---	---	---	---	---	---	---	---	---	---	---	---	---
05 07 01 Control of agricultural expenditure	-0,4	-0,0	-0,0	0,2	-0,2	0,4	1,8	-1,8	-6,7	-2,5	-9,4	---	-0,0	-0,3	0,2	-5,8
05 07 02 00 0000 001 Settlement of disputes	---	---	---	---	---	---	---	---	---	---	---	---	---	---	---	---
05 07 02 00 0000 002 C1 Settlement of disputes - Agraz - T-285/03 - EL, ES, FR, IT, PT	---	---	---	---	---	---	---	4,2	4,4	0,8	10,9	---	---	---	---	---
05 07 02 00 0000 002 C4 Settlement of disputes - Agraz - T-285/03 - EL, ES, FR, IT, PT	---	---	---	---	---	---	---	---	---	0,0	3,4	---	---	---	---	---
05 07 02 00 0000 002 NA Settlement of disputes - Agraz - T-285/03 - EL, ES, FR, IT, PT	---	---	---	---	---	---	---	---	---	---	---	---	---	---	---	---
05 07 02 00 0000 002 Settlement of disputes - Agraz - T-285/03 - EL, ES, FR, IT, PT	---	---	---	---	---	---	---	4,2	4,4	0,8	14,3	---	---	---	---	---
05 07 02 00 0000 003 C1 Settlement of disputes - Camar - T-457/04; T-223/05 - decision C(2009)4032 - IT	---	---	---	---	---	---	---	---	---	---	3,1	---	---	---	---	---
05 07 02 00 0000 003 C4 Settlement of disputes - Camar - T-457/04; T-223/05 - decision C(2009)4032 - IT	---	---	---	---	---	---	---	---	---	---	3,7	---	---	---	---	---
05 07 02 00 0000 003 NA Settlement of disputes - Camar - T-457/04; T-223/05 - decision C(2009)4032 - IT	---	---	---	---	---	---	---	---	---	---	---	---	---	---	---	---
05 07 02 00 0000 003 Settlement of disputes - Camar - T-457/04; T-223/05 - decision C(2009)4032 - IT	---	---	---	---	---	---	---	---	---	---	6,8	---	---	---	---	---
05 07 02 00 0000 004 C1 Settlement of disputes - Camar - T-457/04; T-223/05 - additional amounts - decision C(2009)6641 - IT	---	---	---	---	---	---	---	---	---	---	0,0	---	---	---	---	---
05 07 02 00 0000 004 NA Settlement of disputes - Camar - T-457/04; T-223/05 - additional amounts - decision C(2009)6641 - IT	---	---	---	---	---	---	---	---	---	---	---	---	---	---	---	---
05 07 02 00 0000 004 Settlement of disputes - Camar - T-457/04; T-223/05 - additional amounts - decision C(2009)6641 - IT	---	---	---	---	---	---	---	---	---	---	0,0	---	---	---	---	---
05 07 02 00 C1 Settlement of disputes	---	---	---	---	---	---	---	4,2	4,4	0,8	14,0	---	---	---	---	---





En Millions d'euros

27/01/2010 09:11

Part I - Page 84 / 85

FEAGA

II Dépenses

Poste		BE	BG	CZ	DK	DE	EE	IE	GR	ES	FR	IT	CY	LV	LT	LU	HU
17 04 02 01	C1 Other measures in the veterinary, animal welfare and public health field — New measures	---	---	---	---	---	---	---	---	---	---	---	---	---	---	---	---
17 04 02	C1 Other measures in the veterinary, animal welfare and public health field	---	---	---	---	---	---	---	---	---	---	---	---	---	---	---	---
17 04 03 01 0000 301	C1 Emergency fund for veterinary complaints and other animal contaminations which are a risk to public health - new measures	---	---	---	---	---	---	---	---	---	---	---	---	---	---	---	---
17 04 03 01	C1 Emergency fund for veterinary complaints and other animal contaminations which are a risk to public health — New measures	---	---	---	---	---	---	---	---	---	---	---	---	---	---	---	---
17 04 03 03 0000 301	C1 Preparatory action: Control posts (resting points) in relation to transport of animals	---	---	---	---	---	---	---	---	---	---	---	---	---	---	---	---
17 04 03 03	C1 Preparatory action — Control posts (resting points) in relation to transport of animals	---	---	---	---	---	---	---	---	---	---	---	---	---	---	---	---
17 04 03	C1 Emergency fund for veterinary complaints and other animal contaminations which are a risk to public health — New measures	---	---	---	---	---	---	---	---	---	---	---	---	---	---	---	---
17 04 04 01 0000 301	C1 Plant-health measures - new measures	---	---	---	---	---	---	---	---	---	---	---	---	---	---	---	---
17 04 04 01	C1 Plant health measures — New measures	---	---	---	---	---	---	---	---	---	---	---	---	---	---	---	---
17 04 04	C1 Plant health measures	---	---	---	---	---	---	---	---	---	---	---	---	---	---	---	---
17 04 07 01 0000 301	C1 Feed and food safety and related activities - new measures	---	---	---	---	---	---	---	---	---	---	---	---	---	---	---	---
17 04 07 01	C1 Feed and food safety and related activities — New measures	---	---	---	---	---	---	---	---	---	---	---	---	---	---	---	---
17 04 07 02 0000 301	Feed and food safety and related activities - completion of previous measures	---	---	---	---	---	---	---	---	---	---	---	---	---	---	---	---
17 04 07 02	Feed and food safety and related activities — Completion of previous measures	---	---	---	---	---	---	---	---	---	---	---	---	---	---	---	---
17 04 07	C1 Feed and food safety and related activities	---	---	---	---	---	---	---	---	---	---	---	---	---	---	---	---
17 04	C1 <b>Food safety, animal health, animal welfare and plant health</b>	---	---	---	---	---	---	---	---	---	---	---	---	---	---	---	---
17	C1 <b>Health and consumer protection</b>	---	---	---	---	---	---	---	---	---	---	---	---	---	---	---	---
<b>TOTAL DEPENSES</b>	C1	<b>193,5</b>	<b>225,7</b>	<b>496,0</b>	<b>951,7</b>	<b>5.667,4</b>	<b>52,9</b>	<b>732,8</b>	<b>2.578,7</b>	<b>5.888,6</b>	<b>8.851,7</b>	<b>4.609,8</b>	<b>37,9</b>	<b>79,2</b>	<b>212,4</b>	<b>35,5</b>	<b>743,0</b>
<b>TOTAL DEPENSES</b>	C4	<b>31,2</b>	<b>0,0</b>	<b>10,1</b>	<b>18,4</b>	<b>49,3</b>	<b>1,8</b>	<b>18,2</b>	<b>11,2</b>	<b>40,5</b>	<b>61,0</b>	<b>301,8</b>	<b>0,5</b>	<b>1,9</b>	<b>22,3</b>	<b>0,0</b>	<b>179,3</b>
<b>TOTAL DEPENSES</b>	C5	<b>670,5</b>	<b>2,2</b>	<b>51,4</b>	<b>105,2</b>	<b>659,1</b>	---	<b>585,9</b>	<b>69,6</b>	<b>287,0</b>	<b>582,7</b>	<b>244,5</b>	<b>0,4</b>	<b>29,1</b>	---	<b>0,0</b>	<b>49,7</b>
<b>TOTAL DEPENSES</b>	NA	---	---	---	---	---	---	---	---	---	---	---	---	---	---	---	---
<b>TOTAL DEPENSES</b>		<b>895,2</b>	<b>227,9</b>	<b>557,4</b>	<b>1.075,4</b>	<b>6.375,8</b>	<b>54,7</b>	<b>1.336,9</b>	<b>2.659,5</b>	<b>6.216,1</b>	<b>9.495,4</b>	<b>5.156,0</b>	<b>38,8</b>	<b>110,3</b>	<b>234,8</b>	<b>35,5</b>	<b>972,0</b>

En Millions d'euros

27/01/2010 09:11

Part I - Page 85 / 85

FEAGA

III Total FEAGA

Poste	BE	BG	CZ	DK	DE	EE	IE	GR	ES	FR	IT	CY	LV	LT	LU	HU
<b>TOTAL FEAGA</b>	<b>787,4</b>	<b>221,0</b>	<b>506,2</b>	<b>924,3</b>	<b>5.888,0</b>	<b>54,5</b>	<b>1.319,0</b>	<b>2.443,3</b>	<b>6.067,5</b>	<b>9.037,2</b>	<b>4.728,1</b>	<b>36,6</b>	<b>110,0</b>	<b>221,7</b>	<b>34,7</b>	<b>930,4</b>



**DIRECTORATE-GENERAL FOR AGRICULTURE AND RURAL DEVELOPMENT**  
**Directorate I. Management of resources**  
**I.1. Budget management**  
**EAGF - 2009 FINANCIAL REPORT**

*EAGF - EUROPEAN AGRICULTURAL GUARANTEE FUND*

**ANNEX 33 - II**

**EXPENDITURE CHARGED AGAINST THE 2009 BUDGET ( PART II )**

**DETAILS by ITEM and by MEMBER STATE**

MT	NL	AT	PL	PT	RO	SI	SK	FI	SE	GB	CE	TOTAL
----	----	----	----	----	----	----	----	----	----	----	----	-------

(85 pages)



Poste	MT	NL	AT	PL	PT	RO	SI	SK	FI	SE	GB	CE	TOTAL
67 03 00 00 2071 124 IC4 Additional levy - marketing year 97/98 - interest for delayed payments	---	---	---	---	---	---	---	---	---	---	---	---	0,000
67 03 00 00 2071 125 Additional levy - marketing year 98/99 - interest for delayed payments	---	---	---	---	---	---	---	---	---	---	---	---	---
67 03 00 00 2071 126 Additional levy - marketing year 99/00 - interest for delayed payments	---	---	---	---	---	---	---	---	---	---	---	---	---
67 03 00 00 2071 127 IC4 Additional levy - marketing year 00/01 - interest for delayed payments	---	---	---	---	---	---	---	---	---	---	---	---	-0,000
67 03 00 00 2071 128 IC4 Additional levy - marketing year 01/02 - interest for delayed payments	---	---	---	---	---	---	---	---	---	---	---	---	-0,001
67 03 00 00 2071 129 Additional levy - marketing year 02/03 - interest for delayed payments	---	---	---	---	---	---	---	---	---	---	---	---	---
67 03 00 00 2071 140 IC4 Additional levy - marketing year 04/05 - deliveries	---	-0,2	---	---	---	---	---	---	---	---	---	---	-0,201
67 03 00 00 2071 141 IC4 Additional levy - marketing year 05/06 - deliveries	---	---	---	---	---	---	---	---	---	---	---	---	-0,341
67 03 00 00 2071 142 IC4 Additional levy - marketing year 06/07 - deliveries	---	-0,0	---	---	---	---	---	---	---	---	---	---	-0,023
67 03 00 00 2071 143 IC4 Additional levy - R.1788/03 - marketing year 07/08 - deliveries	---	-39,2	-23,3	---	---	---	---	---	---	---	---	---	-335,413
67 03 00 00 2071 150 IC4 Additional levy - marketing year 04/05 - direct sales	---	-0,0	---	---	---	---	---	---	---	---	---	---	-0,011
67 03 00 00 2071 151 IC4 Additional levy - marketing year 05/06 - direct sales	---	-0,0	---	---	---	---	---	---	---	---	---	---	-0,045
67 03 00 00 2071 152 IC4 Additional levy - marketing year 06/07 - direct sales	---	-0,1	---	---	---	---	---	---	---	---	---	---	-0,065
67 03 00 00 2071 153 IC4 Additional levy - R.1788/03 - marketing year 07/08 - direct sales	---	-1,2	---	---	---	---	---	---	---	---	---	---	-1,269
6 7 0 3 IC4 Superlevy from milk producers — Assigned revenue	---	-40,8	-23,3	---	-0,0	---	---	---	---	---	---	---	-337,626
6 7 0 IC4 Revenue concerning EAGF	-0,1	-49,1	-24,3	-2,0	-7,3	-7,4	-1,8	-0,2	-1,0	-14,0	-50,0	---	-1.086,022
<b>6 7 IC4 REVENUE CONCERNING EAGF AND EAFRD</b>	<b>-0,1</b>	<b>-49,1</b>	<b>-24,3</b>	<b>-2,0</b>	<b>-7,3</b>	<b>-7,4</b>	<b>-1,8</b>	<b>-0,2</b>	<b>-1,0</b>	<b>-14,0</b>	<b>-50,0</b>	---	<b>-1.086,022</b>
68 01 00 00 0000 002 Temporary restructuring amount - marketing year 06/07 - 40% - R.320/06, Art.11	---	---	---	---	---	---	---	---	---	---	---	---	---
68 01 00 00 0000 003 Temporary restructuring amount - marketing year 07/08 - 60% - R.320/06, Art.11	---	---	---	---	---	---	---	---	---	---	---	---	---
68 01 00 00 0000 004 IC4 Temporary restructuring amount - marketing year 07/08 - 40% - R.320/06, Art.11	---	-43,2	-18,7	-82,9	-1,5	-7,3	---	-11,1	-6,3	-17,8	-57,6	---	-831,273
68 01 00 00 0000 005 IC4 Temporary restructuring amount - marketing year 08/09 - 60% - R.320/06, Art.11	---	-54,7	-23,9	-97,0	-0,4	-7,7	---	-10,0	-5,5	-19,9	-73,3	---	-910,144
6 8 0 1 IC4 Temporary restructuring amounts — Assigned revenue	---	-97,9	-42,6	-179,9	-1,9	-15,0	---	-21,1	-11,8	-37,7	-130,9	---	-1.741,417
68 02 00 00 0000 001 Amounts paid and recovered - cases of fraud or irregularities - Art.32(2), R.1290/05 - 80%	---	---	---	---	---	---	---	---	---	---	---	---	---
68 02 00 00 0000 002 Amounts paid and recovered - cases of fraud or irregularities - multiannual sanctions, other recoveries	---	---	---	---	---	---	---	---	---	---	---	---	---
6 8 0 2 Irregularities concerning the temporary restructuring fund — Assigned revenue	---	---	---	---	---	---	---	---	---	---	---	---	---
6 8 0 3 Clearance with regard to the temporary restructuring fund — Assigned revenue	---	---	---	---	---	---	---	---	---	---	---	---	---
6 8 0 IC4 Temporary restructuring amounts — Assigned revenue	---	-97,9	-42,6	-179,9	-1,9	-15,0	---	-21,1	-11,8	-37,7	-130,9	---	-1.741,417
<b>6 8 IC4 TEMPORARY RESTRUCTURING AMOUNTS</b>	---	<b>-97,9</b>	<b>-42,6</b>	<b>-179,9</b>	<b>-1,9</b>	<b>-15,0</b>	---	<b>-21,1</b>	<b>-11,8</b>	<b>-37,7</b>	<b>-130,9</b>	---	<b>-1.741,417</b>
<b>6 IC4 Contributions and refunds in connection with Community agreements and programmes</b>	<b>-0,1</b>	<b>-147,0</b>	<b>-66,8</b>	<b>-181,9</b>	<b>-9,2</b>	<b>-22,4</b>	<b>-1,8</b>	<b>-21,2</b>	<b>-12,8</b>	<b>-51,7</b>	<b>-180,9</b>	---	<b>-2.827,439</b>
<b>TOTAL RA IC4</b>	<b>-0,1</b>	<b>-147,0</b>	<b>-66,8</b>	<b>-181,9</b>	<b>-9,2</b>	<b>-22,4</b>	<b>-1,8</b>	<b>-21,2</b>	<b>-12,8</b>	<b>-51,7</b>	<b>-180,9</b>	---	<b>-2.827,439</b>



En Millions d'euros

27/01/2010 09:12

Part II - Page 4 / 85

FEAGA

II Dépenses

Poste	MT	NL	AT	PL	PT	RO	SI	SK	FI	SE	GB	CE	TOTAL
05 02 01 01 1003 085 NA Maize starch - marketing year 07/08 - R.1784/03, Art.13-18	---	---	---	---	---	---	---	---	---	---	---	---	---
05 02 01 01 1003 085 Maize starch - marketing year 07/08 - R.1784/03, Art.13-18	---	---	---	---	---	---	---	---	---	---	---	---	0,011
05 02 01 01 1003 094 Other starches (from other cereals and rice) marketing year 06/07 and earlier	---	---	---	---	---	---	---	---	---	---	---	---	---
05 02 01 01 1003 095 Other starches (from other cereals and rice) marketing year 07/08 - R.1784/03, Art.13-18	---	---	---	---	---	---	---	---	---	---	---	---	---
05 02 01 01 C1 Export refunds for cereals	---	0,0	0,0	0,0	0,0	---	---	---	---	---	0,0	---	0,854
05 02 01 01 NA Export refunds for cereals	---	---	---	---	---	---	---	---	---	---	---	---	---
05 02 01 01 Export refunds for cereals	---	0,0	0,0	0,0	0,0	---	---	---	---	---	0,0	---	0,854
05 02 01 02 1011 001 C1 Technical costs of public storage - bread-making wheat - R.1234/07, Art.10(1)a	---	---	---	0,0	---	---	---	-0,0	0,0	---	---	---	0,175
05 02 01 02 1011 001 C4 Technical costs of public storage - bread-making wheat - R.1234/07, Art.10(1)a	---	---	---	0,0	---	---	---	0,0	0,0	---	---	---	0,472
05 02 01 02 1011 001 NA Technical costs of public storage - bread-making wheat - R.1234/07, Art.10(1)a	---	---	---	---	---	---	---	---	---	---	---	---	---
05 02 01 02 1011 001 Technical costs of public storage - bread-making wheat - R.1234/07, Art.10(1)a	---	---	---	0,0	---	---	---	0,0	0,0	---	---	---	0,646
05 02 01 02 1011 004 C1 Technical costs of public storage - barley - R.1234/07, Art.10(1)a	---	---	0,0	0,1	---	---	---	-0,1	0,2	0,0	---	---	1,275
05 02 01 02 1011 004 C4 Technical costs of public storage - barley - R.1234/07, Art.10(1)a	---	---	0,1	0,6	---	---	---	0,1	2,2	0,9	---	---	7,803
05 02 01 02 1011 004 NA Technical costs of public storage - barley - R.1234/07, Art.10(1)a	---	---	---	---	---	---	---	---	---	---	---	---	---
05 02 01 02 1011 004 Technical costs of public storage - barley - R.1234/07, Art.10(1)a	---	---	0,1	0,7	---	---	---	0,1	2,4	0,9	---	---	9,077
05 02 01 02 1011 006 C1 Technical costs of public storage - maize - R.1234/07, Art.10(1)a	---	---	---	---	---	---	---	0,2	---	---	---	---	1,583
05 02 01 02 1011 006 C4 Technical costs of public storage - maize - R.1234/07, Art.10(1)a	---	---	---	---	---	---	---	0,7	---	---	---	---	3,918
05 02 01 02 1011 006 NA Technical costs of public storage - maize - R.1234/07, Art.10(1)a	---	---	---	---	---	---	---	---	---	---	---	---	---
05 02 01 02 1011 006 Technical costs of public storage - maize - R.1234/07, Art.10(1)a	---	---	---	---	---	---	---	0,9	---	---	---	---	5,501
05 02 01 02 1011 007 C4 Technical costs of public storage - sorghum - R.1234/07, Art.10(1)a	---	---	---	---	---	---	---	---	---	---	---	---	0,003
05 02 01 02 1011 007 NA Technical costs of public storage - sorghum - R.1234/07, Art.10(1)a	---	---	---	---	---	---	---	---	---	---	---	---	---
05 02 01 02 1011 007 Technical costs of public storage - sorghum - R.1234/07, Art.10(1)a	---	---	---	---	---	---	---	---	---	---	---	---	0,003
05 02 01 02 1012 001 C1 Financial costs of public storage - bread-making wheat - R.1234/07, Art.10(1)a	---	---	---	0,0	---	---	---	0,0	0,0	---	---	---	0,030
05 02 01 02 1012 001 C4 Financial costs of public storage - bread-making wheat - R.1234/07, Art.10(1)a	---	---	---	0,0	---	---	---	0,0	0,0	---	---	---	0,135
05 02 01 02 1012 001 NA Financial costs of public storage - bread-making wheat - R.1234/07, Art.10(1)a	---	---	---	---	---	---	---	---	---	---	---	---	---
05 02 01 02 1012 001 Financial costs of public storage - bread-making wheat - R.1234/07, Art.10(1)a	---	---	---	0,0	---	---	---	0,0	0,0	---	---	---	0,165
05 02 01 02 1012 004 C1 Financial costs of public storage - barley - R.1234/07, Art.10(1)a	---	---	0,0	0,0	---	---	---	0,0	0,1	0,0	---	---	0,367
05 02 01 02 1012 004 C4 Financial costs of public storage - barley - R.1234/07, Art.10(1)a	---	---	0,0	0,2	---	---	---	0,0	0,3	0,1	---	---	1,575
05 02 01 02 1012 004 NA Financial costs of public storage - barley - R.1234/07, Art.10(1)a	---	---	---	---	---	---	---	---	---	---	---	---	---
05 02 01 02 1012 004 Financial costs of public storage - barley - R.1234/07, Art.10(1)a	---	---	0,0	0,2	---	---	---	0,0	0,5	0,1	---	---	1,942
05 02 01 02 1012 006 C1 Financial costs of public storage - maize - R.1234/07, Art.10(1)a	---	---	---	---	---	---	---	0,1	---	---	---	---	0,382



En Millions d'euros

27/01/2010 09:12

Part II - Page 6 / 85

FEAGA

II Dépenses

Poste	MT	NL	AT	PL	PT	RO	SI	SK	FI	SE	GB	CE	TOTAL
05 02 01 02 1014 014 C4 Complementary depreciation - barley - R.1234/07, Art.10(1)a)	---	---	0,0	---	---	---	---	---	0,7	0,2	---	---	2,038
05 02 01 02 1014 014 NA Complementary depreciation - barley - R.1234/07, Art.10(1)a)	---	---	---	---	---	---	---	---	---	---	---	---	---
05 02 01 02 1014 014 Complementary depreciation - barley - R.1234/07, Art.10(1)a)	---	---	0,0	0,3	---	---	---	---	0,7	0,2	---	---	4,208
05 02 01 02 1014 016 C4 Complementary depreciation - maize - R.1234/07, Art.10(1)a)	---	---	---	---	---	---	---	0,1	---	---	---	---	0,849
05 02 01 02 1014 016 NA Complementary depreciation - maize - R.1234/07, Art.10(1)a)	---	---	---	---	---	---	---	---	---	---	---	---	---
05 02 01 02 1014 016 Complementary depreciation - maize - R.1234/07, Art.10(1)a)	---	---	---	---	---	---	---	0,1	---	---	---	---	0,849
05 02 01 02 1014 017 C1 Complementary depreciation - sorghum - R.1234/07, Art.10(1)a)	---	---	---	---	---	---	---	---	---	---	---	---	0,001
05 02 01 02 1014 017 NA Complementary depreciation - sorghum - R.1234/07, Art.10(1)a)	---	---	---	---	---	---	---	---	---	---	---	---	---
05 02 01 02 1014 017 Complementary depreciation - sorghum - R.1234/07, Art.10(1)a)	---	---	---	---	---	---	---	---	---	---	---	---	0,001
05 02 01 02 C1 Intervention storage of cereals	---	---	0,0	0,4	---	---	---	0,2	0,3	0,0	---	---	5,764
05 02 01 02 C4 Intervention storage of cereals	---	---	0,1	0,7	---	---	---	1,2	3,3	1,2	---	---	18,315
05 02 01 02 NA Intervention storage of cereals	---	---	---	---	---	---	---	---	---	---	---	---	---
05 02 01 02 Intervention storage of cereals	---	---	0,1	1,1	---	---	---	1,4	3,6	1,2	---	---	24,079
05 02 01 03 1021 001 C1 Premium - potato starch (Art.5, R.1868/94)	---	10,8	0,9	2,6	---	---	---	---	0,9	1,1	---	---	40,063
05 02 01 03 1021 001 NA Premium - potato starch (Art.5, R.1868/94)	---	---	---	---	---	---	---	---	---	---	---	---	---
05 02 01 03 1021 001 Premium - potato starch (Art.5, R.1868/94)	---	10,8	0,9	2,6	---	---	---	---	0,9	1,1	---	---	40,063
05 02 01 03 1022 015 C1 Maize - production refunds - marketing year 06/07 and earlier - R.1784/03, Art.8	---	---	---	---	0,0	---	---	---	---	---	---	---	0,006
05 02 01 03 1022 015 NA Maize - production refunds - marketing year 06/07 and earlier - R.1784/03, Art.8	---	---	---	---	---	---	---	---	---	---	---	---	---
05 02 01 03 1022 015 Maize - production refunds - marketing year 06/07 and earlier - R.1784/03, Art.8	---	---	---	---	0,0	---	---	---	---	---	---	---	0,006
05 02 01 03 1022 025 C1 Wheat - production refunds - marketing year 06/07 and earlier - R.1784/03, Art.8	---	---	---	---	---	---	---	---	---	---	---	---	0,087
05 02 01 03 1022 033 C1 Potatoes - production refunds - marketing year 06/07 and earlier - R.1784/03, Art.8	---	---	---	---	---	---	---	---	---	---	---	---	0,002
05 02 01 03 1022 043 Other cereals - production refunds - marketing year 06/07 and earlier - R.1784/03, Art.8	---	---	---	---	---	---	---	---	---	---	---	---	---
05 02 01 03 C1 Intervention for starch	---	10,8	0,9	2,6	0,0	---	---	---	0,9	1,1	---	---	40,157
05 02 01 03 NA Intervention for starch	---	---	---	---	---	---	---	---	---	---	---	---	---
05 02 01 03 Intervention for starch	---	10,8	0,9	2,6	0,0	---	---	---	0,9	1,1	---	---	40,157
05 02 01 99 1090 020 C1 Others - R.1784/03; R.1234/07	---	---	---	---	---	---	---	---	---	---	---	---	-0,028
05 02 01 99 C1 Other measures (cereals)	---	---	---	---	---	---	---	---	---	---	---	---	-0,028
05 02 01 C1 Cereals	---	10,8	1,0	3,0	0,0	---	---	0,2	1,2	1,1	0,0	---	46,748
05 02 01 C4 Cereals	---	---	0,1	0,7	---	---	---	1,2	3,3	1,2	---	---	18,315
05 02 01 NA Cereals	---	---	---	---	---	---	---	---	---	---	---	---	---
05 02 01 Cereals	---	10,8	1,1	3,7	0,0	---	---	1,4	4,5	2,4	0,0	---	65,063









































En Millions d'euros

27/01/2010 09:12

Part II - Page 24 / 85

FEAGA

II Dépenses

Poste	MT	NL	AT	PL	PT	RO	SI	SK	FI	SE	GB	CE	TOTAL
05 02 09 08 0000 008 C1 By product distillation - R.479/08, Art.16	---	---	---	---	1,9	---	---	---	---	---	---	---	85,493
05 02 09 08 0000 009 C1 Potable alcohol distillation - R.479/08, Art.17	---	---	---	---	1,1	---	---	---	---	---	---	---	145,100
05 02 09 08 0000 010 C1 Crisis distillation - R.479/08, Art.18	---	---	---	---	---	---	---	---	---	---	---	---	49,966
05 02 09 08 0000 011 C1 Use of concentrated grape must - R.479/08, Art.19	---	---	---	---	1,8	0,0	0,1	0,3	---	---	---	---	84,567
05 02 09 08 C1 National support programmes for the wine sector	---	---	8,0	---	33,1	42,1	3,5	2,9	---	---	---	---	747,255
05 02 09 09 0000 001 C1 Grubbing-up scheme - R.479/08, Art.98 - 08/09	---	---	1,8	---	12,5	0,0	0,2	1,0	---	---	---	---	444,109
05 02 09 09 0000 001 NA Grubbing-up scheme - R.479/08, Art.98 - 08/09	---	---	---	---	---	---	---	---	---	---	---	---	---
05 02 09 09 0000 001 Grubbing-up scheme - R.479/08, Art.98 - 08/09	---	---	1,8	---	12,5	0,0	0,2	1,0	---	---	---	---	444,109
05 02 09 09 C1 Grubbing-up scheme	---	---	1,8	---	12,5	0,0	0,2	1,0	---	---	---	---	444,109
05 02 09 09 NA Grubbing-up scheme	---	---	---	---	---	---	---	---	---	---	---	---	---
05 02 09 09 Grubbing-up scheme	---	---	1,8	---	12,5	0,0	0,2	1,0	---	---	---	---	444,109
05 02 09 99 0000 001 C1 Others - R.822/87	---	---	---	---	0,0	---	---	---	---	---	---	---	0,049
05 02 09 99 1690 101 C1 Others - R.1493/99, R.479/08	---	---	---	---	---	---	---	---	---	---	---	---	0,113
05 02 09 99 C1 Other measures (wine-growing sector)	---	---	---	---	0,0	---	---	---	---	---	---	---	0,161
05 02 09 C1 Products of the wine-growing sector	---	---	9,9	---	50,9	42,1	3,8	3,9	---	---	0,2	---	1.311,716
05 02 09 NA Products of the wine-growing sector	---	---	---	---	---	---	---	---	---	---	---	---	---
05 02 09 Products of the wine-growing sector	---	---	9,9	---	50,9	42,1	3,8	3,9	---	---	0,2	---	1.311,716
05 02 10 01 3800 120 Measures within the Union - olives & olive oil - R.94/02 - decision C(03)3546 - contract 1	---	---	---	---	---	---	---	---	---	---	---	---	---
05 02 10 01 3800 122 Olive oil - R.94/02 - decision C(04)2000 - 1st part - contract 1	---	---	---	---	---	---	---	---	---	---	---	---	---
05 02 10 01 3800 123 Olive oil - R.94/02 - decision C(04)5360 - 2nd part - contract 1	---	---	---	---	---	---	---	---	---	---	---	---	---
05 02 10 01 3800 124 Olive oil - R.94/02 - decision C(05)1767 - 1st part - contract 1	---	---	---	---	---	---	---	---	---	---	---	---	---
05 02 10 01 3800 125 C1 Olive oil (R.1071/05) - decision C(06)6 - IT - programme 3	---	---	---	---	---	---	---	---	---	---	---	---	0,119
05 02 10 01 3800 140 Vegetable oils (R.1071/05) - decision C(06)6 - FR - programme 1	---	---	---	---	---	---	---	---	---	---	---	---	---
05 02 10 01 3800 151 C1 Rapeseed oil (R.1071/05) - decision C(06)6 - DE - programme 2	---	---	---	---	---	---	---	---	---	---	---	---	0,369
05 02 10 01 3800 152 C1 Rapeseed oil (R.1071/05) - decision C(06)6 - FI - programme 1	---	---	---	---	---	---	---	---	0,1	---	---	---	0,069
05 02 10 01 3800 165 Milk products - R.94/02 - decision C(03)5257 - 2nd part - contract 1	---	---	---	---	---	---	---	---	---	---	---	---	---
05 02 10 01 3800 168 Milk products - R.94/02 - decision C(04)2000 - 1st part - contract 1	---	---	---	---	---	---	---	---	---	---	---	---	---
05 02 10 01 3800 170 C1 Milk products - R.94/02 - decision C(05)1767 - 1st part - contract 1	---	---	---	---	---	---	---	---	0,0	---	---	---	0,157
05 02 10 01 3800 171 C1 Milk products - R.94/02 - decision C(05)1767 - 1st part - contract 2	---	---	---	---	---	---	---	---	---	---	0,2	---	0,398
05 02 10 01 3800 172 C1 Milk products - R.94/02 - decision C(05)1767 - 1st part - contract 3	---	---	---	---	---	---	---	---	---	---	---	---	0,309
05 02 10 01 3800 173 C1 Milk products (R.1071/05) - decision C(06)6 - SE - programme 1	---	---	---	---	---	---	---	---	---	0,1	---	---	0,061









































En Millions d'euros

27/01/2010 09:12

Part II - Page 43 / 85

FEAGA

II Dépenses

Poste		MT	NL	AT	PL	PT	RO	SI	SK	FI	SE	GB	CE	TOTAL
05 02 12 01 2003 051	CN 0402 21, 0402 29 - powd.milk with a fat content exceeding 1,5% - marketing year 08/09 - R.1234/07, Art.162(1)a)(v)	---	22,5	---	0,3	---	---	---	0,0	0,0	5,5	3,2	---	62,551
05 02 12 01 2003 052	C1 CN 0402 91, 0402 99 - condensed milk - marketing year 08/09 - R.1234/07, Art.162(1)a)(v)	---	0,6	---	---	---	---	---	---	---	---	---	---	0,581
05 02 12 01 2003 052	C4 CN 0402 91, 0402 99 - condensed milk - marketing year 08/09 - R.1234/07, Art.162(1)a)(v)	---	2,3	---	---	---	---	---	---	---	---	---	---	3,238
05 02 12 01 2003 052	NA CN 0402 91, 0402 99 - condensed milk - marketing year 08/09 - R.1234/07, Art.162(1)a)(v)	---	---	---	---	---	---	---	---	---	---	---	---	---
05 02 12 01 2003 052	CN 0402 91, 0402 99 - condensed milk - marketing year 08/09 - R.1234/07, Art.162(1)a)(v)	---	2,9	---	---	---	---	---	---	---	---	---	---	3,819
05 02 12 01 2003 053	C1 CN 0401, 0403, 0404 - other products - marketing year 08/09 - R.1234/07, Art.162(1)a)(v)	---	0,1	---	---	---	---	---	---	0,0	---	0,0	---	0,149
05 02 12 01 2003 053	C4 CN 0401, 0403, 0404 - other products - marketing year 08/09 - R.1234/07, Art.162(1)a)(v)	---	0,9	0,1	0,1	---	---	---	---	0,3	0,2	0,0	---	4,291
05 02 12 01 2003 053	NA CN 0401, 0403, 0404 - other products - marketing year 08/09 - R.1234/07, Art.162(1)a)(v)	---	---	---	---	---	---	---	---	---	---	---	---	---
05 02 12 01 2003 053	CN 0401, 0403, 0404 - other products - marketing year 08/09 - R.1234/07, Art.162(1)a)(v)	---	1,1	0,1	0,1	---	---	---	---	0,3	0,2	0,1	---	4,440
05 02 12 01 2003 054	C4 CN 0402 21, 0402 29 - powd.milk with a fat content exceeding 1,5% - marketing year 09/10 - R.1234/07, Art.162(1)a)(v)	---	10,5	---	0,0	---	---	---	---	0,1	---	1,0	---	15,508
05 02 12 01 2003 054	NA CN 0402 21, 0402 29 - powd.milk with a fat content exceeding 1,5% - marketing year 09/10 - R.1234/07, Art.162(1)a)(v)	---	---	---	---	---	---	---	---	---	---	---	---	---
05 02 12 01 2003 054	CN 0402 21, 0402 29 - powd.milk with a fat content exceeding 1,5% - marketing year 09/10 - R.1234/07, Art.162(1)a)(v)	---	10,5	---	0,0	---	---	---	---	0,1	---	1,0	---	15,508
05 02 12 01 2003 055	C4 CN 0402 91, 0402 99 - condensed milk - marketing year 09/10 - R.1234/07, Art.162(1)a)(v)	---	0,4	---	---	---	---	---	---	---	---	---	---	0,493
05 02 12 01 2003 055	NA CN 0402 91, 0402 99 - condensed milk - marketing year 09/10 - R.1234/07, Art.162(1)a)(v)	---	---	---	---	---	---	---	---	---	---	---	---	---
05 02 12 01 2003 055	CN 0402 91, 0402 99 - condensed milk - marketing year 09/10 - R.1234/07, Art.162(1)a)(v)	---	0,4	---	---	---	---	---	---	---	---	---	---	0,493
05 02 12 01 2003 056	C4 CN 0401, 0403, 0404 - other products - marketing year 09/10 - R.1234/07, Art.162(1)a)(v)	---	0,7	---	---	---	---	---	---	0,1	---	0,0	---	0,958
05 02 12 01 2003 056	NA CN 0401, 0403, 0404 - other products - marketing year 09/10 - R.1234/07, Art.162(1)a)(v)	---	---	---	---	---	---	---	---	---	---	---	---	---
05 02 12 01 2003 056	CN 0401, 0403, 0404 - other products - marketing year 09/10 - R.1234/07, Art.162(1)a)(v)	---	0,7	---	---	---	---	---	---	0,1	---	0,0	---	0,958
05 02 12 01	C1 Refunds for milk and milk products	---	11,3	0,1	0,1	---	---	-0,1	---	1,7	0,4	0,1	---	18,634
05 02 12 01	C4 Refunds for milk and milk products	---	59,4	0,7	2,1	0,0	---	0,1	0,1	10,3	6,3	5,4	---	162,466
05 02 12 01	NA Refunds for milk and milk products	---	---	---	---	---	---	---	---	---	---	---	---	---
05 02 12 01	Refunds for milk and milk products	---	70,7	0,7	2,2	0,0	---	0,0	0,1	11,9	6,8	5,4	---	181,100
05 02 12 02 2011 001	C1 Technical costs of public storage - R.1234/07, Art.10(1)f)	---	0,0	---	0,0	0,0	---	---	---	0,0	0,0	0,0	---	0,471
05 02 12 02 2011 001	C4 Technical costs of public storage - R.1234/07, Art.10(1)f)	---	0,5	---	0,4	0,1	---	---	---	0,0	0,1	0,4	---	6,240
05 02 12 02 2011 001	NA Technical costs of public storage - R.1234/07, Art.10(1)f)	---	---	---	---	---	---	---	---	---	---	---	---	---
05 02 12 02 2011 001	Technical costs of public storage - R.1234/07, Art.10(1)f)	---	0,5	---	0,5	0,1	---	---	---	0,0	0,1	0,4	---	6,711
05 02 12 02 2012 001	C1 Financial costs of public storage - R.1234/07, Art.10(1)f)	---	---	---	-0,0	---	---	---	---	---	0,0	---	---	0,461
05 02 12 02 2012 001	C4 Financial costs of public storage - R.1234/07, Art.10(1)f)	---	0,1	---	0,1	0,0	---	---	---	0,0	0,0	0,1	---	1,236
05 02 12 02 2012 001	NA Financial costs of public storage - R.1234/07, Art.10(1)f)	---	---	---	---	---	---	---	---	---	---	---	---	---
05 02 12 02 2012 001	Financial costs of public storage - R.1234/07, Art.10(1)f)	---	0,1	---	0,1	0,0	---	---	---	0,0	0,0	0,1	---	1,697











En Millions d'euros

27/01/2010 09:12

Part II - Page 48 / 85

FEAGA

II Dépenses

Poste	MT	NL	AT	PL	PT	RO	SI	SK	FI	SE	GB	CE	TOTAL
05 02 13 01 2100 078 C1 CN 0202 20 - frozen beef/veal - quarters - marketing year 07/08 - R.1254/99, Art.33	---	---	---	---	---	---	---	---	---	---	0,0	---	0,030
05 02 13 01 2100 079 C1 CN 0202 30 - frozen beef/veal - boneless - marketing year 07/08 - R.1254/99, Art.33	---	0,0	0,0	0,1	---	---	---	---	---	0,0	0,0	---	0,677
05 02 13 01 2100 080 CN 0202 10 - frozen beef/veal - carcasses - marketing year 08/09 - R.1254/99, Art.33	---	---	---	---	---	---	---	---	---	---	---	---	---
05 02 13 01 2100 081 C1 CN 0202 20 - frozen beef/veal - quarters - marketing year 08/09 - R.1254/99, Art.33	---	0,0	---	---	---	---	---	---	---	---	0,0	---	0,052
05 02 13 01 2100 082 C1 CN 0202 30 - frozen beef/veal - boneless - marketing year 08/09 - R.1254/99, Art.33	---	0,1	0,0	0,7	---	---	---	---	---	0,0	0,0	---	2,276
05 02 13 01 2100 083 CN 0202 10 - frozen beef/veal - carcasses - marketing year 09/10 - R.1234/07, Art.162a)(iv)	---	---	---	---	---	---	---	---	---	---	---	---	---
05 02 13 01 2100 084 C1 CN 0202 20 - frozen beef/veal - bone-in - marketing year 09/10 - R.1234/07, Art.162a)(iv)	---	0,0	---	---	---	---	---	---	---	---	---	---	0,001
05 02 13 01 2100 085 C1 CN 0202 30 - frozen beef/veal - boneless - marketing year 09/10 - R.1234/07, Art.162a)(iv)	---	0,0	---	---	---	---	---	---	---	---	0,0	---	0,270
05 02 13 01 2100 131 CN 0201 10 - fresh beef/veal - carcasses - marketing year 06/07 and earlier	---	---	---	---	---	---	---	---	---	---	---	---	---
05 02 13 01 2100 132 C1 CN 0201 20 - fresh beef/veal - quarters - marketing year 06/07 and earlier	---	0,0	---	0,1	---	---	---	---	---	---	---	---	0,161
05 02 13 01 2100 133 C1 CN 0201 30 - fresh beef/veal - boneless - marketing year 06/07 and earlier	---	---	---	---	---	---	---	---	---	---	0,0	---	-0,173
05 02 13 01 2100 134 CN 0201 10 - fresh beef/veal - carcasses - marketing year 07/08 - R.1254/99, Art.33	---	---	---	---	---	---	---	---	---	---	---	---	---
05 02 13 01 2100 135 C1 CN 0201 20 - fresh beef/veal - quarters - marketing year 07/08 - R.1254/99, Art.33	---	0,0	0,0	0,0	---	---	---	---	---	---	---	---	0,073
05 02 13 01 2100 136 C1 CN 0201 30 - fresh beef/veal - boneless - marketing year 07/08 - R.1254/99, Art.33	---	0,0	0,0	0,1	---	---	---	---	---	---	0,0	---	1,444
05 02 13 01 2100 137 C1 CN 0201 10 - fresh beef/veal - carcasses - marketing year 08/09 - R.1254/99, Art.33	---	0,1	---	---	---	---	---	---	---	---	---	---	0,542
05 02 13 01 2100 138 C1 CN 0201 20 - fresh beef/veal - quarters - marketing year 08/09 - R.1254/99, Art.33	---	1,0	0,8	1,3	---	---	---	---	---	---	---	---	3,948
05 02 13 01 2100 139 C1 CN 0201 30 - fresh beef/veal - boneless - marketing year 08/09 - R.1254/99, Art.33	---	0,0	---	0,8	---	---	---	---	---	---	0,0	---	10,580
05 02 13 01 2100 140 C1 CN 0201 10 - fresh beef/veal - carcasses - marketing year 09/10 - R.1234/07, Art.162a)(iv)	---	0,0	---	---	---	---	---	---	---	---	---	---	0,004
05 02 13 01 2100 141 C1 CN 0201 20 - fresh beef/veal - bone-in - marketing year 09/10 - R.1234/07, Art.162a)(iv)	---	0,3	0,2	0,1	---	---	---	---	---	---	---	---	0,960
05 02 13 01 2100 142 C1 CN 0201 30 - fresh beef/veal - boneless - marketing year 09/10 - R.1234/07, Art.162a)(iv)	---	0,0	---	---	---	---	---	---	---	---	0,0	---	0,486
05 02 13 01 C1 Refunds for beef and veal	---	1,5	1,0	3,3	---	---	---	---	---	0,0	0,0	---	21,483
05 02 13 02 2110 001 Private storage - R.1234/07, Art.31(1)c)	---	---	---	---	---	---	---	---	---	---	---	---	---
05 02 13 02 2113 001 C1 Other public storage costs - bone-in beef - R.1254/99, Art.27 & 28	---	---	---	---	---	---	---	---	---	---	---	---	-0,000
05 02 13 02 C1 Intervention storage of beef and veal	---	---	---	---	---	---	---	---	---	---	---	---	-0,000
05 02 13 03 2126 002 Balance - 100% - R.716/96 - <23/01/06 - UK	---	---	---	---	---	---	---	---	---	---	---	---	---
05 02 13 03 2126 003 C1 Balance - 20% - R.716/96 - <23/01/06 - UK	---	---	---	---	---	---	---	---	---	---	7,2	---	7,169
05 02 13 03 2126 003 NA Balance - 20% - R.716/96 - <23/01/06 - UK	---	---	---	---	---	---	---	---	---	---	---	---	---
05 02 13 03 2126 003 Balance - 20% - R.716/96 - <23/01/06 - UK	---	---	---	---	---	---	---	---	---	---	7,2	---	7,169
05 02 13 03 2126 004 C1 Exceptional support measures - advances 80% - R.716/96; R.2109/05 - 23/01/06-31/12/06 - UK	---	---	---	---	---	---	---	---	---	---	-0,0	---	-0,049
05 02 13 03 2126 005 C1 Exceptional support measures - balance 100% - R.716/96; R.2109/05 - 23/01/06-31/12/06 - UK	---	---	---	---	---	---	---	---	---	---	-0,0	---	-0,009
05 02 13 03 2126 006 C1 Exceptional support measures - balance 20% - R.716/96; R.2109/05 - 23/01/06-31/12/06 - UK	---	---	---	---	---	---	---	---	---	---	3,5	---	3,450



En Millions d'euros

27/01/2010 09:12

Part II - Page 50 / 85

FEAGA

II Dépenses

Poste	MT	NL	AT	PL	PT	RO	SI	SK	FI	SE	GB	CE	TOTAL
05 02 13 04 C1 Refunds for live animals	---	1,1	1,8	---	---	---	0,0	---	0,1	0,1	---	---	10,157
05 02 13 04 NA Refunds for live animals	---	---	---	---	---	---	---	---	---	---	---	---	---
05 02 13 04 Refunds for live animals	---	1,1	1,8	---	---	---	0,0	---	0,1	0,1	---	---	10,157
05 02 13 99 0000 001 C1 Compensation - disposal of animals and meat - R.1234/07, Art.191; R.94/09, Art.1b); R.314/09, Art.1a) - IE, UK	---	---	---	---	---	---	---	---	---	---	2,2	---	4,907
05 02 13 99 0000 001 NA Compensation - disposal of animals and meat - R.1234/07, Art.191; R.94/09, Art.1b); R.314/09, Art.1a) - IE, UK	---	---	---	---	---	---	---	---	---	---	---	---	---
05 02 13 99 0000 001 Compensation - disposal of animals and meat - R.1234/07, Art.191; R.94/09, Art.1b); R.314/09, Art.1a) - IE, UK	---	---	---	---	---	---	---	---	---	---	2,2	---	4,907
05 02 13 99 0000 002 Compensation - disposal of animals and meat - R.1234/07, Art.191; R.314/09, Art.1b) - UK	---	---	---	---	---	---	---	---	---	---	---	---	---
05 02 13 99 2129 001 C1 Others	---	---	---	---	---	---	---	---	---	---	---	---	0,034
05 02 13 99 2190 101 C1 Compensation - producer's loss of revenue - R.1357/96 - recoveries	---	---	---	---	---	---	---	---	---	-0,0	---	---	-0,000
05 02 13 99 2190 102 Compensation - producer's loss of revenue - R.1357/96 - payments	---	---	---	---	---	---	---	---	---	---	---	---	---
05 02 13 99 2190 103 Additional measures - direct support for sector - R.2443/96 - recoveries	---	---	---	---	---	---	---	---	---	---	---	---	---
05 02 13 99 2190 104 Additional measures - direct support for sector - R.2443/96 - payments	---	---	---	---	---	---	---	---	---	---	---	---	---
05 02 13 99 C1 Other measures (beef and veal)	---	---	---	---	---	---	---	---	---	-0,0	2,2	---	4,941
05 02 13 99 NA Other measures (beef and veal)	---	---	---	---	---	---	---	---	---	---	---	---	---
05 02 13 99 Other measures (beef and veal)	---	---	---	---	---	---	---	---	---	-0,0	2,2	---	4,941
05 02 13 C1 Beef and veal	---	2,7	2,8	3,3	---	---	0,0	---	0,1	0,1	25,0	---	59,343
05 02 13 NA Beef and veal	---	---	---	---	---	---	---	---	---	---	---	---	---
05 02 13 Beef and veal	---	2,7	2,8	3,3	---	---	0,0	---	0,1	0,1	25,0	---	59,343
05 02 14 01 2210 001 Private storage - sheepmeat and goatmeat - R.1234/07, Art.31(1)g)	---	---	---	---	---	---	---	---	---	---	---	---	---
05 02 14 01 Intervention in the form of storage of sheepmeat and goatmeat	---	---	---	---	---	---	---	---	---	---	---	---	---
05 02 14 99 2290 010 Others	---	---	---	---	---	---	---	---	---	---	---	---	---
05 02 14 99 Other measures (sheepmeat and goatmeat)	---	---	---	---	---	---	---	---	---	---	---	---	---
05 02 14 Sheepmeat and goatmeat	---	---	---	---	---	---	---	---	---	---	---	---	---
05 02 15 01 2300 100 C1 Pigmeat - dried, salted meats etc - marketing year 06/07 and earlier	---	---	---	---	0,0	---	---	---	---	---	---	---	0,231
05 02 15 01 2300 101 C1 Pigmeat - sausages and conserves - marketing year 06/07 and earlier	---	---	---	---	0,1	---	---	---	---	---	---	---	0,162
05 02 15 01 2300 102 C1 Pigmeat - others - marketing year 06/07 and earlier	---	---	---	---	---	---	---	---	---	---	---	---	0,000
05 02 15 01 2300 103 C1 Pigmeat - carcasses and off-cuts - marketing year 07/08 - R.2759/75, Art.13	---	1,2	0,0	2,7	---	---	---	---	1,6	0,1	0,1	---	23,924
05 02 15 01 2300 104 C1 Pigmeat - dried, salted meats etc - marketing year 07/08 - R.2759/75, Art.13	---	0,0	0,0	---	0,0	---	0,0	---	---	0,0	0,0	---	3,769
05 02 15 01 2300 105 C1 Pigmeat - sausages and conserves - marketing year 07/08 - R.2759/75, Art.13	---	0,0	0,0	0,2	1,3	---	0,0	---	---	0,0	0,0	---	2,772
05 02 15 01 2300 106 C1 Pigmeat - others - marketing year 07/08 - R.2759/75, Art.13	---	0,4	0,1	---	0,0	---	---	---	---	---	0,0	---	1,036
05 02 15 01 2300 107 C1 CN 0203 - pigmeat - carcasses and off-cuts - marketing year 08/09 - R.1234/07, Art.162(1)a)(iv)	---	1,1	0,1	3,3	---	---	---	---	0,4	0,1	0,0	---	9,123

En Millions d'euros

27/01/2010 09:12

Part II - Page 51 / 85

FEAGA

II Dépenses

Poste	MT	NL	AT	PL	PT	RO	SI	SK	FI	SE	GB	CE	TOTAL
05 02 15 01 2300 108 C1 Pigmeat - dried, salted meats etc - marketing year 08/09 - R.2759/75, Art.13	---	0,0	0,1	0,2	0,1	---	0,2	---	---	0,0	0,4	---	5,315
05 02 15 01 2300 109 C1 Pigmeat - sausages and conserves - marketing year 08/09 - R.2759/75, Art.13	---	0,1	0,2	1,9	3,0	---	0,3	0,0	---	0,0	0,1	---	7,504
05 02 15 01 2300 110 C1 Pigmeat - others - marketing year 08/09 - R.2759/75, Art.13	---	0,3	0,6	---	0,0	---	---	---	---	---	0,1	---	5,755
05 02 15 01 2300 112 C1 CN 0210 - pigmeat - dried, salted meats etc - marketing year 09/10 - R.1234/07, Art.162a)(vi)	---	0,0	0,0	---	---	---	0,0	---	---	---	0,1	---	0,130
05 02 15 01 2300 113 C1 CN 1601 - pigmeat - sausages - marketing year 09/10 - R.1234/07, Art.162a)(vi)	---	0,0	0,0	---	---	---	0,0	---	---	---	0,0	---	0,167
05 02 15 01 2300 114 C1 CN 1602 - pigmeat - other preparations - marketing year 09/10 - R.1234/07, Art.162a)(vi)	---	---	0,0	0,0	---	---	---	---	---	---	0,0	---	0,060
05 02 15 01 C1 Refunds for pigmeat	---	3,0	1,0	8,4	4,5	---	0,5	0,0	2,0	0,2	0,8	---	59,947
05 02 15 02 2301 001 C1 Private storage - pigmeat - others - R.1234/07, Art.31(1)f)	---	0,0	---	0,1	---	---	---	---	0,0	---	0,0	---	3,328
05 02 15 02 2301 002 C1 Private storage - pigmeat - R.1234/07, Art.31(1)f; R.1278/08; R.1329/08 - IE,UK	---	---	---	---	---	---	---	---	---	---	---	---	0,288
05 02 15 02 C1 Intervention for pigmeat	---	0,0	---	0,1	---	---	---	---	0,0	---	0,0	---	3,616
05 02 15 03 2302 001 Exceptional market-support measures - R.1234/07, Art.44	---	---	---	---	---	---	---	---	---	---	---	---	---
05 02 15 03 Exceptional market-support measures for pigmeat	---	---	---	---	---	---	---	---	---	---	---	---	---
05 02 15 04 2310 097 C1 Eggs for hatching - marketing year 06/07 and earlier	---	0,0	---	---	---	---	---	---	---	---	---	---	0,006
05 02 15 04 2310 098 C1 Eggs in shell - marketing year 06/07 and earlier	---	---	---	---	---	---	---	---	---	---	---	---	-0,000
05 02 15 04 2310 099 C1 Egg products - marketing year 06/07 and earlier	---	---	---	---	---	---	---	---	---	---	---	---	0,098
05 02 15 04 2310 099 NA Egg products - marketing year 06/07 and earlier	---	---	---	---	---	---	---	---	---	---	---	---	---
05 02 15 04 2310 099 Egg products - marketing year 06/07 and earlier	---	---	---	---	---	---	---	---	---	---	---	---	0,098
05 02 15 04 2310 100 C1 Eggs for hatching - marketing year 07/08 - R.2771/75, Art.8	---	0,2	0,0	0,0	---	---	---	---	---	0,0	---	---	0,556
05 02 15 04 2310 100 NA Eggs for hatching - marketing year 07/08 - R.2771/75, Art.8	---	---	---	---	---	---	---	---	---	---	---	---	---
05 02 15 04 2310 100 Eggs for hatching - marketing year 07/08 - R.2771/75, Art.8	---	0,2	0,0	0,0	---	---	---	---	---	0,0	---	---	0,556
05 02 15 04 2310 101 Eggs in shell - marketing year 07/08 - R.2771/75, Art.8	---	---	---	---	---	---	---	---	---	---	---	---	---
05 02 15 04 2310 102 C1 Egg products - marketing year 07/08 - R.2771/75, Art.8	---	0,0	0,0	---	---	---	---	---	---	---	0,0	---	0,194
05 02 15 04 2310 102 NA Egg products - marketing year 07/08 - R.2771/75, Art.8	---	---	---	---	---	---	---	---	---	---	---	---	---
05 02 15 04 2310 102 Egg products - marketing year 07/08 - R.2771/75, Art.8	---	0,0	0,0	---	---	---	---	---	---	---	0,0	---	0,194
05 02 15 04 2310 103 C1 Eggs for hatching - marketing year 08/09 - R.2771/75, Art.8	---	0,8	0,0	0,0	---	0,0	0,0	0,0	---	0,0	0,1	---	1,781
05 02 15 04 2310 103 NA Eggs for hatching - marketing year 08/09 - R.2771/75, Art.8	---	---	---	---	---	---	---	---	---	---	---	---	---
05 02 15 04 2310 103 Eggs for hatching - marketing year 08/09 - R.2771/75, Art.8	---	0,8	0,0	0,0	---	0,0	0,0	0,0	---	0,0	0,1	---	1,781
05 02 15 04 2310 104 Eggs in shell - marketing year 08/09 - R.2771/75, Art.8	---	---	---	---	---	---	---	---	---	---	---	---	---
05 02 15 04 2310 105 C1 Egg products - marketing year 08/09 - R.2771/75, Art.8	---	0,1	0,0	0,0	---	---	---	---	---	---	0,0	---	0,395
05 02 15 04 2310 105 NA Egg products - marketing year 08/09 - R.2771/75, Art.8	---	---	---	---	---	---	---	---	---	---	---	---	---
05 02 15 04 2310 105 Egg products - marketing year 08/09 - R.2771/75, Art.8	---	0,1	0,0	0,0	---	---	---	---	---	---	0,0	---	0,395

En Millions d'euros

27/01/2010 09:12

Part II - Page 52 / 85

FEAGA

II Dépenses

Poste	MT	NL	AT	PL	PT	RO	SI	SK	FI	SE	GB	CE	TOTAL
05 02 15 04 2310 106 C1 CN 0407 - eggs in shell - eggs for hatching - marketing year 09/10 - R.1234/07, Art.162a)(vii)	---	0,0	---	---	---	---	0,0	---	---	---	0,0	---	0,077
05 02 15 04 2310 106 NA CN 0407 - eggs in shell - eggs for hatching - marketing year 09/10 - R.1234/07, Art.162a)(vii)	---	---	---	---	---	---	---	---	---	---	---	---	---
05 02 15 04 2310 106 CN 0407 - eggs in shell - eggs for hatching - marketing year 09/10 - R.1234/07, Art.162a)(vii)	---	0,0	---	---	---	---	0,0	---	---	---	0,0	---	0,077
05 02 15 04 2310 107 CN 0407 - eggs in shell - others - marketing year 09/10 - R.1234/07, Art.162a)(vii)	---	---	---	---	---	---	---	---	---	---	---	---	---
05 02 15 04 2310 108 C1 CN 0408 - eggs not in shell - marketing year 09/10 - R.1234/07, Art.162a)(vii)	---	0,0	0,0	---	---	---	---	---	---	---	0,0	---	0,038
05 02 15 04 2310 108 NA CN 0408 - eggs not in shell - marketing year 09/10 - R.1234/07, Art.162a)(vii)	---	---	---	---	---	---	---	---	---	---	---	---	---
05 02 15 04 2310 108 CN 0408 - eggs not in shell - marketing year 09/10 - R.1234/07, Art.162a)(vii)	---	0,0	0,0	---	---	---	---	---	---	---	0,0	---	0,038
05 02 15 04 C1 Refunds for eggs	---	1,1	0,0	0,1	---	0,0	0,0	0,0	---	0,0	0,1	---	3,144
05 02 15 04 NA Refunds for eggs	---	---	---	---	---	---	---	---	---	---	---	---	---
05 02 15 04 Refunds for eggs	---	1,1	0,0	0,1	---	0,0	0,0	0,0	---	0,0	0,1	---	3,144
05 02 15 05 2311 095 C1 Refunds for poultry - chicks - marketing year 06/07 and earlier	---	---	---	---	---	---	---	---	---	---	---	---	0,002
05 02 15 05 2311 096 C1 Refunds for poultry - other poultry - marketing year 06/07 and earlier	---	---	---	---	0,0	---	---	---	---	---	---	---	0,049
05 02 15 05 2311 097 C1 Refunds for poultry - chicks - marketing year 07/08 - R.2777/75, Art.8	---	0,0	0,0	---	0,0	---	---	---	---	---	---	---	0,090
05 02 15 05 2311 098 C1 Refunds for poultry - other poultry - marketing year 07/08 - R.2777/75, Art.8	---	0,2	---	0,1	0,0	---	---	---	0,0	---	---	---	7,097
05 02 15 05 2311 099 C1 Refunds for poultry - chicks - marketing year 08/09 - R.2777/75, Art.8	---	0,1	0,0	0,2	0,0	0,0	---	0,1	---	---	---	---	0,450
05 02 15 05 2311 099 NA Refunds for poultry - chicks - marketing year 08/09 - R.2777/75, Art.8	---	---	---	---	---	---	---	---	---	---	---	---	---
05 02 15 05 2311 099 Refunds for poultry - chicks - marketing year 08/09 - R.2777/75, Art.8	---	0,1	0,0	0,2	0,0	0,0	---	0,1	---	---	---	---	0,450
05 02 15 05 2311 100 C1 Refunds for poultry - other poultry - marketing year 08/09 - R.2777/75, Art.8	---	0,7	---	0,1	0,1	---	---	0,3	---	---	0,0	---	79,310
05 02 15 05 2311 101 C1 CN 0105 - refunds for poultry - live - marketing year 09/10 - R.1234/07, Art.162a)(viii)	---	0,0	---	0,0	---	---	---	---	---	---	0,0	---	0,011
05 02 15 05 2311 101 NA CN 0105 - refunds for poultry - live - marketing year 09/10 - R.1234/07, Art.162a)(viii)	---	---	---	---	---	---	---	---	---	---	---	---	---
05 02 15 05 2311 101 CN 0105 - refunds for poultry - live - marketing year 09/10 - R.1234/07, Art.162a)(viii)	---	0,0	---	0,0	---	---	---	---	---	---	0,0	---	0,011
05 02 15 05 2311 102 C1 CN 0207 - refunds for poultry - meat - marketing year 09/10 - R.1234/07, Art.162a)(viii)	---	0,0	---	---	---	---	---	---	---	---	---	---	4,553
05 02 15 05 2311 102 NA CN 0207 - refunds for poultry - meat - marketing year 09/10 - R.1234/07, Art.162a)(viii)	---	---	---	---	---	---	---	---	---	---	---	---	---
05 02 15 05 2311 102 CN 0207 - refunds for poultry - meat - marketing year 09/10 - R.1234/07, Art.162a)(viii)	---	0,0	---	---	---	---	---	---	---	---	---	---	4,553
05 02 15 05 C1 Refunds for poultrymeat	---	0,9	0,0	0,3	0,1	0,0	---	0,3	0,0	---	0,0	---	91,562
05 02 15 05 NA Refunds for poultrymeat	---	---	---	---	---	---	---	---	---	---	---	---	---
05 02 15 05 Refunds for poultrymeat	---	0,9	0,0	0,3	0,1	0,0	---	0,3	0,0	---	0,0	---	91,562
05 02 15 06 2320 009 C1 Programme 2006 and earlier - R.797/04, Art.4	---	---	---	---	-0,0	---	---	---	---	---	---	---	-0,008
05 02 15 06 2320 010 C1 Programme 2007 - R.797/04, Art.4	---	---	---	---	---	---	-0,1	---	---	---	-0,1	---	-0,196
05 02 15 06 2320 011 C1 Programme 2008 - R.797/04, Art.4	---	---	---	---	---	---	0,0	---	---	---	---	---	0,324
05 02 15 06 2320 012 C1 Programme 2009 - R.1234/07, Art.108	0,0	0,2	0,6	2,0	0,7	1,1	0,3	0,5	0,1	0,2	0,4	---	23,095





En Millions d'euros

27/01/2010 09:12

Part II - Page 55 / 85

FEAGA

II Dépenses

Poste	MT	NL	AT	PL	PT	RO	SI	SK	FI	SE	GB	CE	TOTAL
05 02 16 01 0000 043 C4 Additional aid for diversification - payments 09/2008 - R.320/06, Art.7 - EL, IE, IT, LV, PT, SI	---	---	---	---	---	---	---	---	---	---	---	---	-0,002
05 02 16 01 0000 044 Additional aid for diversification - payments 03/2009 - R.320/06, Art.7 - BG, IE, EL, IT, LV, HU, PT, SI, SK	---	---	---	---	---	---	---	---	---	---	---	---	---
05 02 16 01 0000 045 C4 Additional aid for diversification - payments 09/2009 - R.320/06, Art.7 - BG, IE, EL, IT, LV, HU, PT, SI, SK	---	---	---	---	---	---	0,0	2,2	---	---	---	---	2,169
05 02 16 01 0000 061 Transitional aid to full-time refiners - 40% advance, 100% - R.320/06, Art.8 - FR, PT, SI, FI, UK	---	---	---	---	---	---	---	---	---	---	---	---	---
05 02 16 01 0000 062 Transitional aid to full-time refiners - 60% balance - R.320/06, Art.8	---	---	---	---	---	---	---	---	---	---	---	---	---
05 02 16 01 0000 081 Transitional aid to certain Member States - payments 09/2007 - R.320/06, Art.9 - AT, SE	---	---	---	---	---	---	---	---	---	---	---	---	---
05 02 16 01 0000 082 Transitional aid to certain Member States - payments 03/2008 - R.320/06, Art.9 - AT, SE	---	---	---	---	---	---	---	---	---	---	---	---	---
05 02 16 01 0000 083 Transitional aid to certain Member States - payments 09/2008 - R.320/06, Art.9 - AT, SE	---	---	---	---	---	---	---	---	---	---	---	---	---
05 02 16 01 0000 084 C5 Transitional aid to certain Member States - payments 03/2009 - R.320/06, Art.9 - AT, SE	---	---	3,0	---	---	---	---	---	---	0,3	---	---	3,256
05 02 16 01 0000 085 C4 Transitional aid to certain Member States - payments 09/2009 - R.320/06, Art.9 - AT, SE	---	---	0,4	---	---	---	---	---	---	0,2	---	---	0,602
05 02 16 01 C4 Sugar Restructuring Fund	---	116,0	25,4	287,5	7,2	2,0	4,1	19,4	13,2	23,7	141,7	---	973,126
05 02 16 01 C5 Sugar Restructuring Fund	---	---	3,0	---	3,0	---	23,2	34,3	24,6	0,5	---	---	2.044,564
05 02 16 01 NA Sugar Restructuring Fund	---	---	---	---	---	---	---	---	---	---	---	---	---
05 02 16 01 Sugar Restructuring Fund	---	116,0	28,4	287,5	10,2	2,0	27,3	53,7	37,8	24,1	141,7	---	3.017,690
05 02 16 02 Clearance with regard to the Sugar Restructuring Fund	---	---	---	---	---	---	---	---	---	---	---	---	---
05 02 16 C4 Sugar Restructuring Fund	---	116,0	25,4	287,5	7,2	2,0	4,1	19,4	13,2	23,7	141,7	---	973,126
05 02 16 C5 Sugar Restructuring Fund	---	---	3,0	---	3,0	---	23,2	34,3	24,6	0,5	---	---	2.044,564
05 02 16 NA Sugar Restructuring Fund	---	---	---	---	---	---	---	---	---	---	---	---	---
05 02 16 Sugar Restructuring Fund	---	116,0	28,4	287,5	10,2	2,0	27,3	53,7	37,8	24,1	141,7	---	3.017,690
<b>05 02 C1 Interventions in agricultural markets</b>	<b>0,8</b>	<b>113,9</b>	<b>32,6</b>	<b>157,7</b>	<b>108,5</b>	<b>67,0</b>	<b>6,9</b>	<b>18,1</b>	<b>16,9</b>	<b>27,8</b>	<b>72,8</b>	<b>0,9</b>	<b>3.285,671</b>
<b>05 02 C4 Interventions in agricultural markets</b>	<b>0,1</b>	<b>191,3</b>	<b>26,3</b>	<b>316,8</b>	<b>11,1</b>	<b>2,4</b>	<b>4,2</b>	<b>20,8</b>	<b>27,2</b>	<b>32,9</b>	<b>152,6</b>	---	<b>1.330,657</b>
<b>05 02 C5 Interventions in agricultural markets</b>	---	<b>66,3</b>	<b>6,1</b>	<b>0,4</b>	<b>6,3</b>	<b>0,0</b>	<b>23,2</b>	<b>34,6</b>	<b>24,6</b>	<b>2,0</b>	<b>12,9</b>	---	<b>2.388,328</b>
<b>05 02 NA Interventions in agricultural markets</b>	---	---	---	---	---	---	---	---	---	---	---	---	---
<b>05 02 Interventions in agricultural markets</b>	<b>0,9</b>	<b>371,6</b>	<b>65,0</b>	<b>474,9</b>	<b>126,0</b>	<b>69,5</b>	<b>34,4</b>	<b>73,5</b>	<b>68,7</b>	<b>62,7</b>	<b>238,2</b>	<b>0,9</b>	<b>7.004,656</b>
05 03 01 01 0000 001 C1 Single Payment Scheme - R.1782/03, title III - calendar year 2005	---	---	0,0	---	0,0	---	---	---	---	0,0	-8,6	---	-7,205
05 03 01 01 0000 001 C4 Single Payment Scheme - R.1782/03, title III - calendar year 2005	---	---	---	---	---	---	---	---	---	0,0	0,0	---	0,065
05 03 01 01 0000 001 C5 Single Payment Scheme - R.1782/03, title III - calendar year 2005	---	---	---	---	---	---	---	---	---	0,0	0,1	---	0,370
05 03 01 01 0000 001 NA Single Payment Scheme - R.1782/03, title III - calendar year 2005	---	---	---	---	---	---	---	---	---	---	---	---	---
05 03 01 01 0000 001 Single Payment Scheme - R.1782/03, title III - calendar year 2005	---	---	0,0	---	0,0	---	---	---	---	0,0	-8,5	---	-6,770
05 03 01 01 0000 002 C1 Single Payment Scheme - R.1782/03, title III - calendar year 2006 - EU 15	---	0,5	0,1	---	0,3	---	---	---	0,0	0,0	-6,3	---	15,380
05 03 01 01 0000 002 C4 Single Payment Scheme - R.1782/03, title III - calendar year 2006 - EU 15	---	---	---	---	---	---	---	---	0,0	---	0,0	---	0,112



En Millions d'euros

27/01/2010 09:12

Part II - Page 56 / 85

FEAGA

II Dépenses

Poste	MT	NL	AT	PL	PT	RO	SI	SK	FI	SE	GB	CE	TOTAL
05 03 01 01 0000 002 C5 Single Payment Scheme - R.1782/03, title III - calendar year 2006 - EU 15	---	0,0	0,0	---	---	---	---	---	0,0	0,0	0,1	---	5,665
05 03 01 01 0000 002 NA Single Payment Scheme - R.1782/03, title III - calendar year 2006 - EU 15	---	---	---	---	---	---	---	---	---	---	---	---	---
05 03 01 01 0000 002 Single Payment Scheme - R.1782/03, title III - calendar year 2006 - EU 15	---	0,6	0,1	---	0,3	---	---	---	0,0	0,0	-6,2	---	21,157
05 03 01 01 0000 003 C1 Single Payment Scheme - R.1782/03, title III - calendar year 2007 - EU 15, MT, SI	0,0	5,5	-0,1	---	4,2	---	0,0	---	0,0	0,2	5,6	---	79,994
05 03 01 01 0000 003 C4 Single Payment Scheme - R.1782/03, title III - calendar year 2007 - EU 15, MT, SI	---	0,9	---	---	---	---	---	---	0,0	0,0	0,1	---	1,382
05 03 01 01 0000 003 C5 Single Payment Scheme - R.1782/03, title III - calendar year 2007 - EU 15, MT, SI	---	0,6	---	---	---	---	0,1	---	0,0	0,0	1,7	---	5,840
05 03 01 01 0000 003 NA Single Payment Scheme - R.1782/03, title III - calendar year 2007 - EU 15, MT, SI	---	---	---	---	---	---	---	---	---	---	---	---	---
05 03 01 01 0000 003 Single Payment Scheme - R.1782/03, title III - calendar year 2007 - EU 15, MT, SI	0,0	7,0	-0,1	---	4,2	---	0,1	---	0,0	0,2	7,4	---	87,217
05 03 01 01 0000 004 C1 Single Payment Scheme - R.1782/03, title III - calendar year 2007 - payments - without modulation - R.1782/03, Art.10(5) - EL	---	---	---	---	---	---	---	---	---	---	---	---	1,632
05 03 01 01 0000 005 C1 Single Payment Scheme - R.1782/03, title III - calendar year 2008 - EU 15, MT, SI	1,7	680,2	604,0	---	356,6	---	57,3	---	490,8	661,5	3.259,3	---	27.315,060
05 03 01 01 0000 005 C4 Single Payment Scheme - R.1782/03, title III - calendar year 2008 - EU 15, MT, SI	1,0	1,9	---	---	---	---	1,3	---	---	0,1	4,1	---	203,286
05 03 01 01 0000 005 C5 Single Payment Scheme - R.1782/03, title III - calendar year 2008 - EU 15, MT, SI	---	---	---	---	---	---	2,0	---	---	---	---	---	1.118,499
05 03 01 01 0000 005 NA Single Payment Scheme - R.1782/03, title III - calendar year 2008 - EU 15, MT, SI	---	---	---	---	---	---	---	---	---	---	---	---	---
05 03 01 01 0000 005 Single Payment Scheme - R.1782/03, title III - calendar year 2008 - EU 15, MT, SI	2,7	682,1	604,0	---	356,6	---	60,6	---	490,8	661,5	3.263,4	---	28.636,845
05 03 01 01 0000 006 C1 Single Payment Scheme - R.1782/03, title III - calendar year 2008 - payments - without modulation - R.1782/03, Art.10(5) - EL	---	---	---	---	---	---	---	---	---	---	---	---	62,790
05 03 01 01 0000 006 NA Single Payment Scheme - R.1782/03, title III - calendar year 2008 - payments - without modulation - R.1782/03, Art.10(5) - EL	---	---	---	---	---	---	---	---	---	---	---	---	---
05 03 01 01 0000 006 Single Payment Scheme - R.1782/03, title III - calendar year 2008 - payments - without modulation - R.1782/03, Art.10(5) - EL	---	---	---	---	---	---	---	---	---	---	---	---	62,790
05 03 01 01 0000 007 C1 Single Payment Scheme - 0% modulation - R.73/09, title III - calendar year 2009 - IT	---	---	---	---	---	---	---	---	---	---	---	---	1,934
05 03 01 01 0000 007 NA Single Payment Scheme - 0% modulation - R.73/09, title III - calendar year 2009 - IT	---	---	---	---	---	---	---	---	---	---	---	---	---
05 03 01 01 0000 007 Single Payment Scheme - 0% modulation - R.73/09, title III - calendar year 2009 - IT	---	---	---	---	---	---	---	---	---	---	---	---	1,934
05 03 01 01 0000 008 C1 Single Payment Scheme - payments 5.000 € - 300.000 € - 7% modulation - R.73/09, title III - calendar year 2009 - IT	---	---	---	---	---	---	---	---	---	---	---	---	0,757
05 03 01 01 0000 008 NA Single Payment Scheme - payments 5.000 € - 300.000 € - 7% modulation - R.73/09, title III - calendar year 2009 - IT	---	---	---	---	---	---	---	---	---	---	---	---	---
05 03 01 01 0000 008 Single Payment Scheme - payments 5.000 € - 300.000 € - 7% modulation - R.73/09, title III - calendar year 2009 - IT	---	---	---	---	---	---	---	---	---	---	---	---	0,757
05 03 01 01 0000 009 Single Payment Scheme - payments > 300.000 € - 11% modulation - R.73/09, title III - calendar year 2009 - IT	---	---	---	---	---	---	---	---	---	---	---	---	---
05 03 01 01 C1 SPS (single payment scheme)	1,7	686,2	603,9	---	361,1	---	57,3	---	490,8	661,7	3.250,0	---	27.470,342
05 03 01 01 C4 SPS (single payment scheme)	1,0	2,7	---	---	---	---	1,3	---	0,0	0,1	4,2	---	204,845
05 03 01 01 C5 SPS (single payment scheme)	---	0,6	0,0	---	---	---	2,1	---	0,0	0,0	1,9	---	1.130,374
05 03 01 01 NA SPS (single payment scheme)	---	---	---	---	---	---	---	---	---	---	---	---	---
05 03 01 01 SPS (single payment scheme)	2,7	689,6	604,0	---	361,1	---	60,7	---	490,8	661,8	3.256,1	---	28.805,562
05 03 01 02 0000 002 C1 Single area payment scheme - new Member States - R.1782/03, Art.143b) - calendar year 2005 and earlier	---	---	---	0,0	---	---	---	0,1	---	---	---	---	0,191





En Millions d'euros

27/01/2010 09:12

Part II - Page 59 / 85

FEAGA

II Dépenses

Poste		MT	NL	AT	PL	PT	RO	SI	SK	FI	SE	GB	CE	TOTAL
05 03 02 05 1800 120	Rice - R.1782/03, Art.99; Art.70(1)a) - crop 2008 - BE, EL, ES, FR, IT, NL, PT, FI	---	---	---	---	0,3	---	---	---	---	---	---	---	10,972
05 03 02 05	C1 Production aid for seeds	---	0,5	---	---	0,3	---	---	---	0,8	---	---	---	23,166
05 03 02 05	NA Production aid for seeds	---	---	---	---	---	---	---	---	---	---	---	---	---
05 03 02 05	Production aid for seeds	---	0,5	---	---	0,3	---	---	---	0,8	---	---	---	23,166
05 03 02 06 2120 034	C1 Suckler cow premium - R.1782/03, Art.125 - calendar year 2005 and earlier	---	0,0	-0,1	---	---	---	0,0	---	---	0,0	0,0	---	0,749
05 03 02 06 2120 036	C1 Suckler cow premium - R.1782/03, Art.125 - calendar year 2006 - BE, ES, FR, MT, AT, PT, SI	---	---	-0,1	---	0,0	---	0,0	---	---	---	---	---	-0,046
05 03 02 06 2120 039	C1 Suckler cow premium - R.1782/03, Art.125 - balance - calendar year 2007 - BE, ES, FR, AT, PT	---	---	-0,0	---	0,1	---	---	---	---	---	---	---	1,785
05 03 02 06 2120 040	C1 Suckler cow premium - R.1782/03, Art.125 - balance - calendar year 2007 - payments - without modulation - R.1782/03, Art.10(5)	---	---	---	---	---	---	---	---	---	---	---	---	---
05 03 02 06 2120 041	C1 Suckler cow premium - R.1782/03, Art.125; R.1973/04, Art.126 - advances - calendar year 2008 - BE, ES, FR, AT, PT	---	---	---	---	41,5	---	---	---	---	---	---	---	823,622
05 03 02 06 2120 043	C1 Suckler cow premium - R.1782/03, Art.125 - balance - calendar year 2008 - BE, ES, FR, AT, PT	---	---	65,6	---	30,3	---	---	---	---	---	---	---	327,031
05 03 02 06	C1 Suckler-cow premium	---	0,0	65,4	---	71,9	---	0,0	---	---	0,0	0,0	---	1.153,142
05 03 02 07 2121 122	C1 Additional premium - suckler cow - R.1782/03, Art.125(5) - calendar year 2005 and earlier	---	---	-0,0	---	---	---	0,0	---	---	---	0,0	---	0,099
05 03 02 07 2121 123	C1 Additional premium - suckler cow - R.1782/03, Art.125(5) - calendar year 2006 - BE, ES, FR, MT, AT, PT, SI	---	---	-0,0	---	0,0	---	0,0	---	---	---	---	---	0,001
05 03 02 07 2121 124	C1 Additional premium - suckler cow - R.1782/03, Art.125(5) - calendar year 2007 - BE, ES, FR, AT, PT	---	---	-0,0	---	0,0	---	---	---	---	---	---	---	0,179
05 03 02 07 2121 125	Additional premium - suckler cow - R.1782/03, Art.125(5) - calendar year 2007 - payments - without modulation - R.1782/03, Art.10(5)	---	---	---	---	---	---	---	---	---	---	---	---	---
05 03 02 07 2121 126	C1 Additional premium - suckler cow - R.1782/03, Art.125(5) - calendar year 2008 - BE, ES, AT, PT	---	---	0,1	---	8,6	---	---	---	---	---	---	---	51,445
05 03 02 07	C1 Additional suckler-cow premium	---	---	0,1	---	8,7	---	0,0	---	---	---	0,0	---	51,724
05 03 02 08 2122 009	C1 Special premium - R.1254/99, Art.4 - calendar year 1995 - Germany	---	---	---	---	---	---	---	---	---	---	---	---	0,001
05 03 02 08 2122 075	C1 Special premium - calendar year 2005 and earlier - 1. tranche - R.1782/03, Art.123 - castrated	---	---	0,0	---	---	---	---	---	---	0,0	0,0	---	0,032
05 03 02 08 2122 076	C1 Special premium - calendar year 2005 and earlier - R.1782/03, Art.123 - not castrated	---	0,0	-0,0	---	0,0	---	0,0	---	---	---	0,0	---	0,331
05 03 02 08 2122 078	C1 Special premium - calendar year 2005 and earlier - 2. tranche - R.1782/03, Art.123 - castrated	---	---	0,0	---	---	---	---	---	---	---	0,0	---	0,041
05 03 02 08 2122 079	C1 Special premium - calendar year 2004 - 2. tranche - Art.1(1), R.1540/05 - IE, UK	---	---	---	---	---	---	---	---	---	---	-0,0	---	-0,006
05 03 02 08 2122 081	Special premium - calendar year 2006 - 1. tranche - R.1782/03, Art.123 - castrated - DK, MT, SI, FI, SE	---	---	---	---	---	---	---	---	---	---	---	---	---
05 03 02 08 2122 083	Special premium - calendar year 2006 - 2. tranche - R.1782/03, Art.123 - castrated - DK, MT, SI, FI, SE	---	---	---	---	---	---	---	---	---	---	---	---	---
05 03 02 08 2122 085	C1 Special premium - calendar year 2006 - R.1782/03, Art.123 - not castrated - DK, MT, SI, FI, SE	0,0	---	---	---	---	---	0,0	---	0,0	---	---	---	-0,014
05 03 02 08 2122 087	C1 Special premium - calendar year 2007 - 1. tranche - R.1782/03, Art.123 - castrated - DK, SI, FI, SE	---	---	---	---	---	---	---	---	---	0,0	---	---	0,005
05 03 02 08 2122 089	C1 Special premium - calendar year 2007 - 2. tranche - R.1782/03, Art.123 - castrated - DK, SI, FI, SE	---	---	---	---	---	---	0,0	---	---	0,0	---	---	0,000
05 03 02 08 2122 091	C1 Special premium - calendar year 2007 - R.1782/03, Art.123 - not castrated - DK, SI, FI, SE	---	---	---	---	---	---	0,0	---	0,0	-0,0	---	---	0,047
05 03 02 08 2122 092	C1 Special premium - calendar year 2008 - 1. tranche - R.1782/03, Art.123; R.1973/04, Art.126 - castrated - advances - DK, SI, FI, SE	---	---	---	---	---	---	---	---	0,0	2,1	---	---	2,422
05 03 02 08 2122 093	C1 Special premium - calendar year 2008 - 1. tranche - R.1782/03, Art.123 - castrated - balance - DK, SI, FI, SE	---	---	---	---	---	---	0,0	---	0,0	2,2	---	---	2,659

En Millions d'euros

27/01/2010 09:12

FEAGA

II Dépenses

Part II - Page 60 / 85

Poste	MT	NL	AT	PL	PT	RO	SI	SK	FI	SE	GB	CE	TOTAL
05 03 02 08 2122 094 C1 Special premium - calendar year 2008 - 2. tranche - R.1782/03, Art.123; R.1973/04, Art.126 - castrated - advances - DK, SI, FI, SE	---	---	---	---	---	---	---	---	0,0	2,0	---	---	2,297
05 03 02 08 2122 095 C1 Special premium - calendar year 2008 - 2. tranche - R.1782/03, Art.123 - castrated - balance - DK, SI, FI, SE	---	---	---	---	---	---	0,0	---	0,0	2,1	---	---	2,539
05 03 02 08 2122 096 C1 Special premium - calendar year 2008 - R.1782/03, Art.123; R.1973/04, Art.126 - not castrated - advances - DK, SI, FI, SE	---	---	---	---	---	---	---	---	9,1	11,5	---	---	36,593
05 03 02 08 2122 097 C1 Special premium - calendar year 2008 - R.1782/03, Art.123 - not castrated - balance - DK, SI, FI, SE	---	---	---	---	---	---	5,1	---	13,3	11,6	---	---	43,694
05 03 02 08 C1 Beef special premium	0,0	0,0	0,0	---	0,0	---	5,1	---	22,4	31,6	0,0	---	90,641
05 03 02 09 2124 021 C1 Calf premium - R.1782/03, Art.130 - calendar year 2005 and earlier	---	---	-0,0	---	---	---	0,0	---	---	---	-0,0	---	0,031
05 03 02 09 2124 023 C1 Calf premium - R.1782/03, Art.130(1b) - calendar year 2006 - BE, ES, FR, NL, AT, PT, SI	---	---	0,0	---	---	---	0,0	---	---	---	---	---	0,008
05 03 02 09 2124 024 Calf premium - Art.1&2, R.1117/06 - calendar year 2000 - NL	---	---	---	---	---	---	---	---	---	---	---	---	---
05 03 02 09 2124 025 Calf premium - Art.1&2, R.1117/06 - calendar year 2001 - NL	---	---	---	---	---	---	---	---	---	---	---	---	---
05 03 02 09 2124 026 Calf premium - Art.1&2, R.1117/06 - calendar year 2002 - NL	---	---	---	---	---	---	---	---	---	---	---	---	---
05 03 02 09 2124 027 Calf premium - Art.1&2, R.1117/06 - calendar year 2003 - NL	---	---	---	---	---	---	---	---	---	---	---	---	---
05 03 02 09 2124 029 Calf premium - R.1782/03, Art.130(1b) - calendar year 2006 - payments - without modulation - R.1782/03, Art.10(5)	---	---	---	---	---	---	---	---	---	---	---	---	---
05 03 02 09 2124 052 C1 Calf premium - R.1782/03, Art.130(1b) - calendar year 2007 - BE, ES, FR, NL, AT, PT	---	---	-0,0	---	0,0	---	---	---	---	---	---	---	0,120
05 03 02 09 2124 054 Calf premium - R.1782/03, Art.130(1b) - calendar year 2007 - payments - without modulation - R.1782/03, Art.10(5)	---	---	---	---	---	---	---	---	---	---	---	---	---
05 03 02 09 2124 055 C1 Calf premium - advances - R.1782/03, Art.130; R.1973/04, Art.126 - calendar year 2008 - BE, ES, FR, NL, AT, PT	---	30,4	2,0	---	---	---	---	---	---	---	---	---	91,487
05 03 02 09 2124 056 C1 Calf premium - balance - R.1782/03, Art.130(1b) - calendar year 2008 - BE, ES, FR, NL, AT, PT	---	7,8	1,9	---	0,9	---	---	---	---	---	---	---	25,972
05 03 02 09 C1 Beef slaughter premium — Calves	---	38,3	3,8	---	0,9	---	0,0	---	---	---	-0,0	---	117,618
05 03 02 10 2124 031 C1 Adult premium - R.1782/03, Art.130 - calendar year 2005 and earlier	---	0,0	-0,0	---	---	---	0,0	---	0,0	---	0,0	---	0,547
05 03 02 10 2124 033 C1 Adult premium - R.1782/03, Art.130(1a) - calendar year 2006 - ES, FR, MT, NL, AT, PT, SI	---	---	-0,0	---	---	---	0,0	---	---	---	---	---	0,021
05 03 02 10 2124 034 Adult premium - Art.1&2, R.1117/06 - calendar year 2000 - NL	---	---	---	---	---	---	---	---	---	---	---	---	---
05 03 02 10 2124 035 C1 Adult premium - Art.1&2, R.1117/06 - calendar year 2001 - NL	---	0,0	---	---	---	---	---	---	---	---	---	---	0,022
05 03 02 10 2124 036 Adult premium - Art.1&2, R.1117/06 - calendar year 2002 - NL	---	---	---	---	---	---	---	---	---	---	---	---	---
05 03 02 10 2124 037 Adult premium - Art.1&2, R.1117/06 - calendar year 2003 - NL	---	---	---	---	---	---	---	---	---	---	---	---	---
05 03 02 10 2124 039 Adult premium - R.1782/03, Art.130(1a) - calendar year 2006 - payments - without modulation - R.1782/03, Art.10(5)	---	---	---	---	---	---	---	---	---	---	---	---	---
05 03 02 10 2124 081 C1 Adult premium - R.1782/03, Art.130(1a) - calendar year 2007 - ES, FR, NL, AT, PT	---	0,2	-0,0	---	0,1	---	---	---	---	---	---	---	0,650
05 03 02 10 2124 083 Adult premium - R.1782/03, Art.130(1a) - calendar year 2007 - payments - without modulation - R.1782/03, Art.10(5)	---	---	---	---	---	---	---	---	---	---	---	---	---
05 03 02 10 2124 084 C1 Adult premium - advances - R.1782/03, Art.130; R.1973/04, Art.126 - calendar year 2008 - ES, FR, NL, AT, PT	---	30,0	8,3	---	---	---	---	---	---	---	---	---	139,407
05 03 02 10 2124 085 C1 Adult premium - balance - R.1782/03, Art.130(1a) - calendar year 2008 - ES, FR, NL, AT, PT	---	28,5	7,1	---	7,9	---	---	---	---	---	---	---	80,628
05 03 02 10 C1 Beef slaughter premium — Adults	---	58,8	15,3	---	8,0	---	0,0	---	0,0	---	0,0	---	221,276
05 03 02 13 2220 062 C1 Ewe and goat premium - non milking ewes - 1782/03, Art.113 - calendar year 2005 and earlier	---	---	---	---	0,0	---	0,0	---	---	---	0,0	---	0,280

En Millions d'euros

27/01/2010 09:12

FEAGA

II Dépenses

Part II - Page 61 / 85

Poste	MT	NL	AT	PL	PT	RO	SI	SK	FI	SE	GB	CE	TOTAL
05 03 02 13 2220 063 C1 Ewe and goat premium - milking ewes - R.1782/03, Art.113 - calendar year 2005 and earlier	---	---	---	---	---	---	---	---	---	---	---	---	0,093
05 03 02 13 2220 064 C1 Ewe and goat premium - she-goats - R.1782/03, Art.113 - calendar year 2005 and earlier	---	---	---	---	0,0	---	---	---	---	---	---	---	0,033
05 03 02 13 2220 065 C1 Ewe and goat premium - non milking ewes - 1782/03, Art.113 - calendar year 2006 - DK, ES, FR, MT, PT, SI, FI	---	---	---	---	---	---	-0,0	---	---	---	---	---	0,058
05 03 02 13 2220 066 C1 Ewe and goat premium - milking ewes - 1782/03, Art.113 - calendar year 2006 - DK, ES, FR, MT, PT, SI, FI	---	---	---	---	---	---	---	---	---	---	---	---	0,003
05 03 02 13 2220 067 C1 Ewe and goat premium - she-goats - 1782/03, Art.113 - calendar year 2006 - DK, ES, MT, PT, SI, FI	---	---	---	---	---	---	---	---	---	---	---	---	0,004
05 03 02 13 2220 068 C1 Ewe and goat premium - non milking ewes - 1782/03, Art.113 - calendar year 2007 - DK, ES, FR, PT, SI, FI	---	---	---	---	0,1	---	0,0	---	---	---	---	---	0,436
05 03 02 13 2220 069 C1 Ewe and goat premium - milking ewes - 1782/03, Art.113 - calendar year 2007 - DK, ES, FR, PT, SI, FI	---	---	---	---	0,0	---	0,0	---	---	---	---	---	0,066
05 03 02 13 2220 070 C1 Ewe and goat premium - she-goats - 1782/03, Art.113 - calendar year 2007 - DK, ES, PT, SI, FI	---	---	---	---	0,0	---	0,0	---	---	---	---	---	0,090
05 03 02 13 2220 071 C1 Ewe and goat premium - non milking ewes - R.1782/03, Art.113 - calendar year 2008 - DK, ES, FR, PT, SI, FI	---	---	---	---	13,8	---	0,3	---	0,6	---	---	---	177,385
05 03 02 13 2220 072 C1 Ewe and goat premium - milking ewes - R.1782/03, Art.113 - calendar year 2008 - DK, ES, FR, PT, SI, FI	---	---	---	---	3,2	---	0,0	---	---	---	---	---	38,792
05 03 02 13 2220 073 C1 Ewe and goat premium - she-goats - R.1782/03, Art.113 - calendar year 2008 - DK, ES, PT, SI, FI	---	---	---	---	1,9	---	0,0	---	---	---	---	---	15,629
05 03 02 13 C1 Sheep and goat premium	---	---	---	---	19,0	---	0,4	---	0,6	---	0,0	---	232,869
05 03 02 14 2221 062 C1 Supplementary premium - ewe - non milking ewes - R.1782/03, Art.114 - calendar year 2005 and earlier	---	---	---	---	0,0	---	0,0	---	---	---	0,0	---	0,172
05 03 02 14 2221 063 C1 Supplementary premium - ewe - milking ewes - R.1782/03, Art.114 - calendar year 2005 and earlier	---	---	---	---	---	---	---	---	---	---	---	---	0,013
05 03 02 14 2221 064 C1 Supplementary premium - she-goats - R.1782/03, Art.114 - calendar year 2005 and earlier	---	---	---	---	0,0	---	---	---	---	---	---	---	0,010
05 03 02 14 2221 065 C1 Supplementary premium - ewe - non milking ewes - R.1782/03, Art.114 - calendar year 2006 - ES, FR, MT, PT, SI, FI	---	---	---	---	---	---	---	---	---	---	---	---	0,020
05 03 02 14 2221 066 C1 Supplementary premium - ewe - milking ewes - R.1782/03, Art.114 - calendar year 2006 - ES, FR, MT, PT, SI, FI	---	---	---	---	---	---	---	---	---	---	---	---	-0,000
05 03 02 14 2221 067 C1 Supplementary premium - she-goats - R.1782/03, Art.114 - calendar year 2006 - ES, MT, PT, SI, FI	---	---	---	---	---	---	---	---	---	---	---	---	0,002
05 03 02 14 2221 068 C1 Supplementary premium - ewe - non milking ewes - R.1782/03, Art.114 - calendar year 2007 - ES, FR, PT, SI, FI	---	---	---	---	0,0	---	0,0	---	---	---	---	---	0,144
05 03 02 14 2221 069 C1 Supplementary premium - ewe - milking ewes - R.1782/03, Art.114 - calendar year 2007 - ES, FR, PT, SI, FI	---	---	---	---	0,0	---	0,0	---	---	---	---	---	0,031
05 03 02 14 2221 070 C1 Supplementary premium - she-goats - R.1782/03, Art.114 - calendar year 2007 - ES, PT, SI, FI	---	---	---	---	0,0	---	0,0	---	---	---	---	---	0,030
05 03 02 14 2221 071 C1 Supplementary premium - ewe - non milking ewes - R.1782/03, Art.114 - calendar year 2008 - ES, FR, PT, SI, FI	---	---	---	---	4,3	---	0,1	---	0,2	---	---	---	51,323
05 03 02 14 2221 072 C1 Supplementary premium - ewe - milking ewes - R.1782/03, Art.114 - calendar year 2008 - ES, FR, PT, SI, FI	---	---	---	---	1,2	---	0,0	---	---	---	---	---	15,193
05 03 02 14 2221 073 C1 Supplementary premium - she-goats - R.1782/03, Art.114 - calendar year 2008 - ES, PT, SI, FI	---	---	---	---	0,7	---	0,0	---	---	---	---	---	5,453
05 03 02 14 C1 Sheep and goat supplementary premium	---	---	---	---	6,3	---	0,1	---	0,2	---	0,0	---	72,391
05 03 02 18 0000 002 Aid - producers of starch potatoes - R.1782/03, Art.93 - calendar year 2005 and earlier	---	---	---	---	---	---	---	---	---	---	---	---	---
05 03 02 18 0000 003 C1 Aid - producers of starch potatoes - R.1782/03, Art.93 - calendar year 2006 - DK, DE, ES, FR, NL, AT, FI, SE	---	---	---	---	---	---	---	---	---	---	---	---	0,001
05 03 02 18 0000 004 C1 Aid - producers of starch potatoes - R.1782/03, Art.93 - calendar year 2007 - DK, DE, ES, FR, NL, AT, FI, SE	---	-0,0	0,0	---	---	---	---	---	---	---	---	---	-0,002
05 03 02 18 0000 005 C1 Aid - producers of starch potatoes - R.1782/03, Art.93 - calendar year 2008 - DK, DE, ES, FR, NL, AT, FI, SE	---	25,0	2,6	---	---	---	---	---	2,6	3,7	---	---	103,239
05 03 02 18 C1 Payments to starch potato producers	---	25,0	2,6	---	---	---	---	---	2,6	3,7	---	---	103,238





























En Millions d'euros

27/01/2010 09:12

FEAGA

II Dépenses

Part II - Page 74 / 85

Poste	MT	NL	AT	PL	PT	RO	SI	SK	FI	SE	GB	CE	TOTAL
05 03 02 52 3231 027 C1 Aegean islands - plant products - olive grove - R.1405/06, chapter III - calendar year 2007	---	---	---	---	---	---	---	---	---	---	---	---	-0,033
05 03 02 52 3231 028 C1 Aegean islands - plant products - potatoes - R.1405/06, chapter III - calendar year 2007	---	---	---	---	---	---	---	---	---	---	---	---	0,052
05 03 02 52 3231 029 Aegean islands - plant products - small tomatoes - R.1405/06, chapter III - calendar year 2007	---	---	---	---	---	---	---	---	---	---	---	---	---
05 03 02 52 3231 030 Aegean islands - plant products - artichoke - R.1405/06, chapter III - calendar year 2007	---	---	---	---	---	---	---	---	---	---	---	---	---
05 03 02 52 3231 031 C1 Aegean islands - plant products - citrus species - R.1405/06, chapter III - calendar year 2007	---	---	---	---	---	---	---	---	---	---	---	---	-0,000
05 03 02 52 3231 032 Aegean islands - livestock products - cheese - R.1405/06, chapter III - calendar year 2007	---	---	---	---	---	---	---	---	---	---	---	---	---
05 03 02 52 3231 040 C1 Aegean islands - plant products - plums - R.1405/06, chapter III - calendar year 2008 - EL	---	---	---	---	---	---	---	---	---	---	---	---	0,020
05 03 02 52 3231 041 C1 Aegean islands - plant products - legumes - R.1405/06, chapter III - calendar year 2008 - EL	---	---	---	---	---	---	---	---	---	---	---	---	0,073
05 03 02 52 3231 042 C1 Aegean islands - plant products - bee-keeping - R.1405/06, chapter III - calendar year 2008 - EL	---	---	---	---	---	---	---	---	---	---	---	---	1,187
05 03 02 52 3231 043 C1 Aegean islands - plant products - wine sector - R.1405/06, chapter III - calendar year 2008 - EL	---	---	---	---	---	---	---	---	---	---	---	---	1,341
05 03 02 52 3231 044 C1 Aegean islands - plant products - mastic - R.1405/06, chapter III - calendar year 2008 - EL	---	---	---	---	---	---	---	---	---	---	---	---	0,850
05 03 02 52 3231 045 C1 Aegean islands - plant products - olive grove - R.1405/06, chapter III - calendar year 2008 - EL	---	---	---	---	---	---	---	---	---	---	---	---	11,506
05 03 02 52 3231 046 C1 Aegean islands - plant products - potatoes - R.1405/06, chapter III - calendar year 2008 - EL	---	---	---	---	---	---	---	---	---	---	---	---	0,472
05 03 02 52 3231 047 C1 Aegean islands - plant products - small tomatoes - R.1405/06, chapter III - calendar year 2008 - EL	---	---	---	---	---	---	---	---	---	---	---	---	0,008
05 03 02 52 3231 048 C1 Aegean islands - plant products - artichoke - R.1405/06, chapter III - calendar year 2008 - EL	---	---	---	---	---	---	---	---	---	---	---	---	0,004
05 03 02 52 3231 049 C1 Aegean islands - plant products - citrus species - R.1405/06, chapter III - calendar year 2008 - EL	---	---	---	---	---	---	---	---	---	---	---	---	0,276
05 03 02 52 3231 050 Aegean islands - livestock products - cheese - R.1405/06, chapter III - calendar year 2008 - EL	---	---	---	---	---	---	---	---	---	---	---	---	---
05 03 02 52 C1 POSEI — Aegean Islands	---	---	---	---	---	---	---	---	---	---	---	---	16,479
05 03 02 99 0000 002 Specific regional aid - arable crops - R.1782/03, Art.98 - calendar year 2005 and earlier	---	---	---	---	---	---	---	---	---	---	---	---	---
05 03 02 99 0000 003 C1 Dried fodder - transitional regime - R.1782/03, Art.71(2) - calendar year 2005	---	-0,0	---	---	---	---	---	---	---	---	---	---	-0,000
05 03 02 99 0000 004 Dried fodder - transitional regime - R.1782/03, Art.71(2); R.382/05, Art.34 a) - calendar year 2005	---	---	---	---	---	---	---	---	---	---	---	---	---
05 03 02 99 0000 005 C1 Dairy premium - Art.95, R.1782/03 - calendar year 2005 and earlier	---	---	-0,0	---	---	---	0,0	---	0,0	---	---	---	0,038
05 03 02 99 0000 005 NA Dairy premium - Art.95, R.1782/03 - calendar year 2005 and earlier	---	---	---	---	---	---	---	---	---	---	---	---	---
05 03 02 99 0000 005 Dairy premium - Art.95, R.1782/03 - calendar year 2005 and earlier	---	---	-0,0	---	---	---	0,0	---	0,0	---	---	---	0,038
05 03 02 99 0000 006 C1 Dairy premium - Art.95, R.1782/03 - calendar year 2006 - EL, MT, NL, AT, PT, SI, SE	---	---	-0,0	---	0,2	---	0,0	---	---	---	---	---	0,183
05 03 02 99 0000 006 NA Dairy premium - Art.95, R.1782/03 - calendar year 2006 - EL, MT, NL, AT, PT, SI, SE	---	---	---	---	---	---	---	---	---	---	---	---	---
05 03 02 99 0000 006 Dairy premium - Art.95, R.1782/03 - calendar year 2006 - EL, MT, NL, AT, PT, SI, SE	---	---	-0,0	---	0,2	---	0,0	---	---	---	---	---	0,183
05 03 02 99 0000 007 C1 Dairy premium - Art.95, R.1782/03 - calendar year 2006 - payments - without modulation - R.1782/03, Art.10(5)	---	---	---	---	0,0	---	---	---	---	---	---	---	0,009
05 03 02 99 0000 007 NA Dairy premium - Art.95, R.1782/03 - calendar year 2006 - payments - without modulation - R.1782/03, Art.10(5)	---	---	---	---	---	---	---	---	---	---	---	---	---
05 03 02 99 0000 007 Dairy premium - Art.95, R.1782/03 - calendar year 2006 - payments - without modulation - R.1782/03, Art.10(5)	---	---	---	---	0,0	---	---	---	---	---	---	---	0,009
05 03 02 99 0000 008 C1 Additional payments - milk producers - Art.96, R.1782/03 - calendar year 2005 and earlier	---	---	-0,0	---	---	---	0,0	---	0,0	---	---	---	0,010













En Millions d'euros

27/01/2010 09:12

Part II - Page 80 / 85

FEAGA

II Dépenses

Poste	MT	NL	AT	PL	PT	RO	SI	SK	FI	SE	GB	CE	TOTAL
05 03 02 99 Other (direct aids)	---	0,0	-0,0	---	0,2	---	0,0	---	0,0	0,0	0,0	---	1,385
05 03 02 C1 Other direct aids	0,0	123,0	89,7	9,2	231,3	2,3	9,5	2,7	42,2	40,7	33,5	---	5.777,592
05 03 02 NA Other direct aids	---	---	---	---	---	---	---	---	---	---	---	---	---
05 03 02 Other direct aids	0,0	123,0	89,7	9,2	231,3	2,3	9,5	2,7	42,2	40,7	33,5	---	5.777,592
05 03 03 00 0000 001 C1 Additional amounts of aid - R.1782/03, Art.12 - calendar year 2005	---	0,0	0,0	---	---	---	---	---	0,0	-0,0	0,1	---	0,305
05 03 03 00 0000 002 C1 Additional amounts of aid - R.1782/03, Art.12 - calendar year 2006	---	0,0	-0,0	---	---	---	---	---	0,0	0,0	0,1	---	0,448
05 03 03 00 0000 003 C1 Additional amounts of aid - R.1782/03, Art.12 - calendar year 2007 - EU 15	---	0,1	0,0	---	-0,0	---	---	---	0,0	0,0	3,1	---	4,909
05 03 03 00 0000 004 C1 Additional amounts of aid - R.1782/03, Art.12 - calendar year 2008 - EU 15	---	10,4	18,8	---	9,4	---	---	---	12,2	10,8	27,7	---	536,571
05 03 03 00 C1 Additional amounts of aid	---	10,5	18,8	---	9,4	---	---	---	12,2	10,9	31,0	---	542,232
05 03 03 C1 Additional amounts of aid	---	10,5	18,8	---	9,4	---	---	---	12,2	10,9	31,0	---	542,232
<b>05 03 C1 Direct aids</b>	<b>1,7</b>	<b>819,7</b>	<b>712,4</b>	<b>1.562,2</b>	<b>601,8</b>	<b>533,4</b>	<b>66,8</b>	<b>200,6</b>	<b>545,3</b>	<b>713,2</b>	<b>3.314,5</b>	---	<b>37.778,700</b>
<b>05 03 C4 Direct aids</b>	<b>1,0</b>	<b>2,7</b>	---	---	---	---	<b>1,3</b>	---	<b>0,0</b>	<b>0,1</b>	<b>4,2</b>	---	<b>204,845</b>
<b>05 03 C5 Direct aids</b>	---	<b>0,6</b>	<b>0,0</b>	---	---	---	<b>2,1</b>	---	<b>0,0</b>	<b>0,0</b>	<b>1,9</b>	---	<b>1.130,374</b>
<b>05 03 NA Direct aids</b>	---	---	---	---	---	---	---	---	---	---	---	---	---
<b>05 03 Direct aids</b>	<b>2,7</b>	<b>823,1</b>	<b>712,4</b>	<b>1.562,2</b>	<b>601,8</b>	<b>533,4</b>	<b>70,2</b>	<b>200,6</b>	<b>545,3</b>	<b>713,4</b>	<b>3.320,6</b>	---	<b>39.113,919</b>
05 04 01 14 0000 001 C1 Reimbursement not related to irregularities - programming period 2000 - 2006 - EU 15	---	-0,1	-2,0	---	-0,1	---	---	---	-0,0	-0,0	-0,4	---	-13,282
05 04 01 14 C1 Rural development financed by the EAGGF Guarantee Section — Programming period 2000 to 2006	---	-0,1	-2,0	---	-0,1	---	---	---	-0,0	-0,0	-0,4	---	-13,282
05 04 01 C1 Rural development financed by the EAGGF Guarantee Section — Programming period 2000 to 2006	---	-0,1	-2,0	---	-0,1	---	---	---	-0,0	-0,0	-0,4	---	-13,282
05 04 03 02 0000 301 Direct payments reserved for EAGF	---	---	---	---	---	---	---	---	---	---	---	---	---
05 04 03 02 Plant and animal genetic resources — Completion of earlier measures	---	---	---	---	---	---	---	---	---	---	---	---	---
05 04 03 Other measures	---	---	---	---	---	---	---	---	---	---	---	---	---
<b>05 04 C1 Rural development</b>	---	<b>-0,1</b>	<b>-2,0</b>	---	<b>-0,1</b>	---	---	---	<b>-0,0</b>	<b>-0,0</b>	<b>-0,4</b>	---	<b>-13,282</b>
05 07 01 02 3610 301 C1 Monitoring and preventive measures - direct payments by the EC	---	---	---	---	---	---	---	---	---	---	---	6,4	6,385
05 07 01 02 C1 Monitoring and preventive measures — Direct payments by the European Community	---	---	---	---	---	---	---	---	---	---	---	6,4	6,385
05 07 01 06 0000 059 C1 Decision 2009/87/EC - accounting clearance 2007 - EE, NL, PT	---	0,2	---	---	0,3	---	---	---	---	---	---	---	0,813
05 07 01 06 0000 059 NA Decision 2009/87/EC - accounting clearance 2007 - EE, NL, PT	---	---	---	---	---	---	---	---	---	---	---	---	---
05 07 01 06 0000 059 Decision 2009/87/EC - accounting clearance 2007 - EE, NL, PT	---	0,2	---	---	0,3	---	---	---	---	---	---	---	0,813
05 07 01 06 0000 062 C1 Decision 2009/367/EC - accounting clearance 2008 - BE, BG, CZ, DK, DE, EE, IE, ES, FR, IT, LV, LT, LU, HU, NL, AT, PL, SI, SK, FI, SE, UK	---	-1,4	0,0	-0,0	---	---	-0,1	0,0	-1,5	-0,1	-79,4	---	-88,178
05 07 01 06 0000 062 NA Decision 2009/367/EC - accounting clearance 2008 - BE, BG, CZ, DK, DE, EE, IE, ES, FR, IT, LV, LT, LU, HU, NL, AT, PL, SI, SK, FI, SE, UK	---	---	---	---	---	---	---	---	---	---	---	---	---
05 07 01 06 0000 062 Decision 2009/367/EC - accounting clearance 2008 - BE, BG, CZ, DK, DE, EE, IE, ES, FR, IT, LV, LT, LU, HU, NL, AT, PL, SI, SK, FI, SE, UK	---	-1,4	0,0	-0,0	---	---	-0,1	0,0	-1,5	-0,1	-79,4	---	-88,178





En Millions d'euros

27/01/2010 09:12

Part II - Page 83 / 85

FEAGA

II Dépenses

Poste	MT	NL	AT	PL	PT	RO	SI	SK	FI	SE	GB	CE	TOTAL
<b>05</b>	<b>3,6</b>	<b>1.193,3</b>	<b>775,4</b>	<b>2.037,2</b>	<b>732,8</b>	<b>598,3</b>	<b>104,4</b>	<b>274,1</b>	<b>612,4</b>	<b>776,0</b>	<b>3.475,6</b>	<b>52,8</b>	<b>46.077,606</b>
<b>Agriculture and rural development</b>													
11 02 01 01 0000 301 C1 Direct payments reserved for EAGF	---	---	---	---	---	---	---	---	---	---	---	14,4	14,420
11 02 01 01 C1 Intervention in fishery products — New measures	---	---	---	---	---	---	---	---	---	---	---	14,4	14,420
11 02 01 C1 Intervention in fishery products	---	---	---	---	---	---	---	---	---	---	---	14,4	14,420
11 02 03 01 0000 301 C1 Direct payments reserved for EAGF	---	---	---	---	---	---	---	---	---	---	---	15,0	14,997
11 02 03 01 C1 Fisheries programme for the outermost regions — New measures	---	---	---	---	---	---	---	---	---	---	---	15,0	14,997
11 02 03 C1 Fisheries programme for the outermost regions	---	---	---	---	---	---	---	---	---	---	---	15,0	14,997
<b>11 02</b>												<b>29,4</b>	<b>29,416</b>
<b>C1 Fisheries markets</b>													
<b>11</b>												<b>29,4</b>	<b>29,416</b>
<b>C1 Maritime affairs and fisheries</b>													
17 01 04 01 333A 301 C1 Plant-health measures - expenditure on administrative management	---	---	---	---	---	---	---	---	---	---	---	0,3	0,300
17 01 04 01 C1 Plant-health measures — Expenditure on administrative management	---	---	---	---	---	---	---	---	---	---	---	0,3	0,300
17 01 04 04 331A 301 Pilot study on risk financing model for livestock epidemics	---	---	---	---	---	---	---	---	---	---	---	---	---
17 01 04 04 Pilot study: risk financing model for livestock epidemics — Expenditure on administrative management	---	---	---	---	---	---	---	---	---	---	---	---	---
17 01 04 05 0000 301 C1 Feed and food safety and related activities - expenditure on administrative management	---	---	---	---	---	---	---	---	---	---	---	0,7	0,675
17 01 04 05 C1 Feed and food safety and related activities — Expenditure on administrative management	---	---	---	---	---	---	---	---	---	---	---	0,7	0,675
17 01 04 06 0000 301 Pilot project: Improved methods for animal-friendly production	---	---	---	---	---	---	---	---	---	---	---	---	---
17 01 04 06 Pilot project — Improved methods for animal-friendly production	---	---	---	---	---	---	---	---	---	---	---	---	---
17 01 04 31 0000 301 C1 Executive Agency for the Public Health Programme - subsidy for programmes under Heading 2	---	---	---	---	---	---	---	---	---	---	---	1,1	1,100
17 01 04 31 C1 Executive Agency for Health and Consumers — Subsidy for programmes under Heading 2	---	---	---	---	---	---	---	---	---	---	---	1,1	1,100
17 01 04 C1 Support expenditure for operations of Health and consumer protection policy area	---	---	---	---	---	---	---	---	---	---	---	2,1	2,075
<b>17 01</b>												<b>2,1</b>	<b>2,075</b>
<b>C1 Administrative expenditure of Health and consumer protection policy area</b>													
17 03 02 00 1750 301 C1 Community tobacco fund - direct payments by the EU	---	---	---	---	---	---	---	---	---	---	---	16,0	16,000
17 03 02 00 C1 Community tobacco fund — Direct payments by the European Union	---	---	---	---	---	---	---	---	---	---	---	16,0	16,000
17 03 02 C1 Community tobacco fund — Direct payments by the European Union	---	---	---	---	---	---	---	---	---	---	---	16,0	16,000
<b>17 03</b>												<b>16,0</b>	<b>16,000</b>
<b>C1 Public health</b>													
17 04 01 01 0000 301 C1 Animal disease eradication and monitoring programmes and monitoring of the physical conditions of animals that could pose a public-health risk linked to an external factor - new measures	---	---	---	---	---	---	---	---	---	---	---	265,5	265,494
17 04 01 01 C1 Animal disease eradication and monitoring programmes and monitoring of the physical conditions of animals that could pose a public health risk linked to an external factor — New measures	---	---	---	---	---	---	---	---	---	---	---	265,5	265,494
17 04 01 C1 Animal disease eradication and monitoring programmes and monitoring of the physical conditions of animals that could pose a public health risk linked to an external factor	---	---	---	---	---	---	---	---	---	---	---	265,5	265,494
17 04 02 01 0000 301 C1 Other measures in the veterinary, animal welfare and public-health field - new measures	---	---	---	---	---	---	---	---	---	---	---	18,1	18,116

En Millions d'euros

27/01/2010 09:12

Part II - Page 84 / 85

FEAGA

II Dépenses

Poste		MT	NL	AT	PL	PT	RO	SI	SK	FI	SE	GB	CE	TOTAL
17 04 02 01	C1 Other measures in the veterinary, animal welfare and public health field — New measures	---	---	---	---	---	---	---	---	---	---	---	18,1	18,116
17 04 02	C1 Other measures in the veterinary, animal welfare and public health field	---	---	---	---	---	---	---	---	---	---	---	18,1	18,116
17 04 03 01 0000 301	C1 Emergency fund for veterinary complaints and other animal contaminations which are a risk to public health - new measures	---	---	---	---	---	---	---	---	---	---	---	14,1	14,095
17 04 03 01	C1 Emergency fund for veterinary complaints and other animal contaminations which are a risk to public health — New measures	---	---	---	---	---	---	---	---	---	---	---	14,1	14,095
17 04 03 03 0000 301	C1 Preparatory action: Control posts (resting points) in relation to transport of animals	---	---	---	---	---	---	---	---	---	---	---	4,0	4,000
17 04 03 03	C1 Preparatory action — Control posts (resting points) in relation to transport of animals	---	---	---	---	---	---	---	---	---	---	---	4,0	4,000
17 04 03	C1 Emergency fund for veterinary complaints and other animal contaminations which are a risk to public health	---	---	---	---	---	---	---	---	---	---	---	18,1	18,095
17 04 04 01 0000 301	C1 Plant-health measures - new measures	---	---	---	---	---	---	---	---	---	---	---	16,8	16,849
17 04 04 01	C1 Plant health measures — New measures	---	---	---	---	---	---	---	---	---	---	---	16,8	16,849
17 04 04	C1 Plant health measures	---	---	---	---	---	---	---	---	---	---	---	16,8	16,849
17 04 07 01 0000 301	C1 Feed and food safety and related activities - new measures	---	---	---	---	---	---	---	---	---	---	---	25,9	25,926
17 04 07 01	C1 Feed and food safety and related activities — New measures	---	---	---	---	---	---	---	---	---	---	---	25,9	25,926
17 04 07 02 0000 301	Feed and food safety and related activities - completion of previous measures	---	---	---	---	---	---	---	---	---	---	---	---	---
17 04 07 02	Feed and food safety and related activities — Completion of previous measures	---	---	---	---	---	---	---	---	---	---	---	---	---
17 04 07	C1 Feed and food safety and related activities	---	---	---	---	---	---	---	---	---	---	---	25,9	25,926
17 04	C1 <b>Food safety, animal health, animal welfare and plant health</b>	---	---	---	---	---	---	---	---	---	---	---	344,5	344,481
17	C1 <b>Health and consumer protection</b>	---	---	---	---	---	---	---	---	---	---	---	362,6	362,556
<b>TOTAL DEPENSES</b>	C1	<b>2,5</b>	<b>932,3</b>	<b>742,9</b>	<b>1.719,9</b>	<b>715,3</b>	<b>595,9</b>	<b>73,6</b>	<b>218,7</b>	<b>560,6</b>	<b>740,9</b>	<b>3.304,0</b>	<b>444,8</b>	<b>41.408,174</b>
<b>TOTAL DEPENSES</b>	C4	<b>1,2</b>	<b>194,1</b>	<b>26,3</b>	<b>316,8</b>	<b>11,2</b>	<b>2,4</b>	<b>5,5</b>	<b>20,8</b>	<b>27,2</b>	<b>33,0</b>	<b>156,8</b>	<b>---</b>	<b>1.542,702</b>
<b>TOTAL DEPENSES</b>	C5	<b>---</b>	<b>67,0</b>	<b>6,1</b>	<b>0,4</b>	<b>6,3</b>	<b>0,0</b>	<b>25,3</b>	<b>34,6</b>	<b>24,6</b>	<b>2,1</b>	<b>14,8</b>	<b>---</b>	<b>3.518,702</b>
<b>TOTAL DEPENSES</b>	NA	<b>---</b>	<b>---</b>	<b>---</b>	<b>---</b>	<b>---</b>	<b>---</b>	<b>---</b>	<b>---</b>	<b>---</b>	<b>---</b>	<b>---</b>	<b>---</b>	<b>---</b>
<b>TOTAL DEPENSES</b>		<b>3,6</b>	<b>1.193,3</b>	<b>775,4</b>	<b>2.037,2</b>	<b>732,8</b>	<b>598,3</b>	<b>104,4</b>	<b>274,1</b>	<b>612,4</b>	<b>776,0</b>	<b>3.475,6</b>	<b>444,8</b>	<b>46.469,578</b>

En Millions d'euros

27/01/2010 09:12

FEAGA

III Total FEAGA

Part II - Page 85 / 85

Poste	MT	NL	AT	PL	PT	RO	SI	SK	FI	SE	GB	CE	TOTAL
<b>TOTAL FEAGA</b>	<b>3,6</b>	<b>1.046,4</b>	<b>708,6</b>	<b>1.855,2</b>	<b>723,6</b>	<b>575,9</b>	<b>102,6</b>	<b>252,9</b>	<b>599,7</b>	<b>724,3</b>	<b>3.294,7</b>	<b>444,8</b>	<b>43.642,139</b>

**DIRECTORATE-GENERAL FOR AGRICULTURE AND RURAL DEVELOPMENT**  
**Directorate I. Management of resources**  
**I.1. Budget management**  
**EAGF - 2009 FINANCIAL REPORT**

EAGF- EUROPEAN AGRICULTURAL GUARANTEE FUND

**ANNEX 34**

**APPEALS AGAINST CLEARANCE OF ACCOUNTS DECISIONS**  
**PENDING ON THE 15 october 2009**

Case Number	Member State	Challenged amount EUR
T-352/05	GR	-65.661.902,25
T-344/05	GR	-60.298.567,69
T-267/06	IT	-12.051.927,57
T-227/07	ES	-4.090.316,46
T-214/07	GR	-38.233.984,82
T-95/08	IT	-12.177.516,07
T-113/08	ES	-200.556.713,89
T-86/08	GR	-6.956.188,21
T-206/08	ES	-54.949.195,80
T-232/08	LU	-964.488,00
T-356/08	GR	-127.556.229,78
T-426/08	IT	-174.704.912,66
T-463/07	IT	-83.398.419,26
T-74/09	FR	-42.597.217,54
T-84/09	IT	-166.802.054,32
T-46/09	GR	-179.140.594,67
C-321/09P	GR	-244.229.257,47
T-212/09	DK	-100.655.489,39
T-197/09	SI	-1.483.837,91
T-184/09	GR	-1.283.427,72
<b>Total</b>		<b>-1.577.792.241,48</b>

ANNEX 35  
 Financial corrections by Decision and Financial year (Decisions 1 - 30)

Decision	Financial Year											in Eur
	1987	1988	1989	1990	1991	1992	1993	1994	1995	1996	1997	
01	-	-	-	-	-	-	-	-	-	-83.054.434,54	-7.131.297,73	
02	-	-	-	-	-	-	-	-	-	-13.311.661,91	-18.226.097,67	
03	-	-	-	-	-	-	-	-	-	-55.097.691,22	-28.459.533,42	
04	-	-	-	-	-	-	353.419,23	-	-19.216.064,49	-98.880.867,83	-87.923.403,96	
05	-	-6.894.139,25	-6.894.139,25	-6.894.139,25	-	-	35.567,26	-	-	-145.223.126,07	-102.544.050,65	
06	-	-	-	-	-	0,00	-	-	-	-255.972.689,57	-41.361.006,52	
07	-	-	-	-	-	-	311.163,75	-	1.382.887,37	-23.100.686,85	-49.040.620,82	
08	-	-	-	-	-	-	-	-	-	-153.961.040,43	-110.202.433,47	
09	-	-	-	-	-	-	-	-	-	-	-1.071.346,91	
10	-	-	-	-	-	-	-	17.438.194,58	-	-13.904.255,00	-35.975.338,39	
11	-	-	-	-	-	-	-	-	8.146.987,47	29.795.787,00	-1.070.338,94	
12	-	-	-	-	-	-	-	-	14.859.727,01	1.292.520,47	-1.215.710,31	
13	-	-	-	-	-	-	-	-	-	-	-	
14	-	-	-	-	-	-	-	-	-	-	-10.506,30	
15	-	-	-	-	-	-	444.180,34	-	75.716,35	142.099,50	-	
16	-	-	-	-	-	-	-	-	-	-	-	
17	-	-	-	-	-	-	-	-	-	-	-	
18	-	-	-	-	38.842,44	21.372,02	50.746,70	-	63.345,74	-67.626,66	-8.003.121,92	
19	-	-	-	-	-	-	-	-	-	14.582.115,50	-	
20	-	-	-	-	-	-	-	-	-	13.904.253,00	18.093.545,00	
21	41.884,90	-	-	-	-	-	-	-	-	-	-	
22	-	-	-	-	-	-	-	-	-	-	-	
23	-	-	-	-	-	-	-	-	-	-	-	
24	-	-	-	-	-	-	-	-	-	-	-	
25	-	-	-	-	-	-	-	-	-	-	-1.350.020,32	
26	-	-	-	-	-	-	-	-	-	-	-	
27	-	-	-	-	-	-	-	-	-	-	-	
28	-	-	-	-	-	-	-	-	-	-	-	
29	-	-	-	-	-	-	-	-	-	-	-	
30	-	-	-	-	-	-	-	-	-	-	-	
<b>Grand Total</b>	<b>41.884,90</b>	<b>-6.894.139,25</b>	<b>-6.894.139,25</b>	<b>-6.894.139,25</b>	<b>38.842,44</b>	<b>21.372,02</b>	<b>1.195.077,28</b>	<b>17.438.194,58</b>	<b>5.312.599,45</b>	<b>-782.857.304,62</b>	<b>-475.491.282,33</b>	

Decision	Financial Year										Grand Total
	1998	1999	2000	2001	2002	2003	2004	2005	2006	2007	
01	-	-	-	-	-	-	-	-	-	-	-90.185.732,27
02	-2.733.350,86	-	-	-	-	-	-	-	-	-	-34.271.110,44
03	-11.069,29	-	-	-	-	-	-	-	-	-	-83.568.293,92
04	-21.306.172,66	-1.538.993,08	-	-	-	-	-	-	-	-	-228.512.082,80
05	-80.174.326,07	-755.887,91	-	-	-	-	-	-	-	-	-349.344.241,18
06	-76.343.688,94	-26.048.956,93	-131.974,48	-	-	-	-	-	-	-	-399.858.316,44
07	-52.434.544,75	-19.157.670,11	-1.011.362,79	-	-	-	-	-	-	-	-143.050.834,20
08	-	-	-	-	-	-	-	-	-	-	-264.163.473,91
09	-14.337.178,29	-28.194.372,21	-23.282.074,33	-	-	-	-	-	-	-	-66.884.971,74
10	-57.851.220,81	-30.670.883,25	-17.947.484,84	-3.349.028,82	-	-	-	-	-	-	-142.260.016,52
11	-3.252.135,29	-77.957.188,76	-40.934.176,92	-959.463,83	-	-	-	-	-	-	-86.230.529,27
12	-5.544.280,11	-28.501.526,68	-52.198.189,57	-21.618.802,60	-	-	-	-	-	-	-92.926.261,79
13	-1.037,41	-10.147.020,34	-83.019.554,28	-75.788.874,49	-49.025,30	-	-	-	-	-	-169.005.511,82
14	-667.462,03	-22.392.845,76	-56.252.596,89	-35.702.334,87	-227.860,07	-	-	-	-	-	-115.253.605,92
15	-1.048.738,06	-5.901.675,60	-20.482.879,89	-57.438.772,17	-58.960.777,35	-	-	-	-	-	-143.170.846,88
16	-2.291,92	-20.430.652,81	-45.495.163,94	-27.972.630,54	-26.036.154,55	-	-	-	-	-	-119.936.893,76
17	-	-805.731,52	-9.865.231,88	-31.967.867,66	-63.802.429,18	-37.238.361,07	-	-	-	-	-143.679.621,31
18	-9.374.864,30	-44.344.419,48	-109.777.412,64	-62.386.118,86	-44.608.619,36	-954.011,01	1.803.537,00	-	-	-	-277.538.350,32
19	-	-4.636.597,33	-30.372.981,71	-55.144.895,68	-80.918.453,82	-87.967.533,07	-567.687,69	-	-	-	-245.026.033,80
20	-	8.724.133,00	-6.143.520,76	-46.661.471,52	-57.432.594,85	-44.187.425,19	-	-	-	-	-113.703.081,33
21	213.766,07	134.055,60	-21.538.374,67	-14.124.488,85	-28.666.764,22	-49.931.453,70	-14.322.219,27	-	-	-	-128.193.594,14
22	-	-21.048,45	-703.696,25	-36.788.787,55	-60.297.860,44	-24.976.533,24	-25.836.536,30	-13.307.665,78	-	-	-161.932.128,01
23	-	-13.809.328,47	-23.236.251,21	-78.824.593,94	-79.426.015,77	-73.368.966,18	-16.647.398,09	-	-	-	-285.444.552,87
24	-	-1.337.421,43	-16.231.749,12	-14.482.754,56	-8.303.878,51	-43.944.283,94	-190.950.606,64	-10.068.664,73	-32.893,85	-	-285.352.252,79
25	532.684,56	435.837,70	11.032,22	-41.543.650,40	-37.678.743,06	-28.561.232,20	-30.487.524,70	-6.496.021,44	-	-	-145.137.637,64
26	-213.766,07	-131.493,86	-47.404.942,03	-84.660.006,76	-49.122.287,72	-9.692.977,77	-23.210.526,82	-25.181.403,65	-16.588.269,22	-59.137,95	-256.264.811,85
27	-	-	-	-	-1.195,17	-33.756.287,06	-34.043.995,44	-7.057.150,55	-4.356.052,89	-3.775.871,38	-82.990.552,49
28	-	-	-	-67.271,33	-361.362,50	-22.900.098,06	-127.363.179,38	-158.923.154,66	-100.469.221,64	-	-410.084.287,56
29	-	-	-	1.865.093,29	-20.701.516,68	-124.795.691,75	-148.905.294,20	-66.661.086,05	-87.949.069,48	-81.381.309,62	-528.528.874,49
30	-	-	-	-	-	-34.761.902,83	-41.367.879,34	-44.373.202,55	-6.189.830,99	-294.810,15	-126.987.625,85
<b>Grand Total</b>	<b>-324.549.676,24</b>	<b>-327.489.687,67</b>	<b>-606.018.585,97</b>	<b>-687.616.721,14</b>	<b>-616.595.538,57</b>	<b>-617.036.757,06</b>	<b>-651.899.310,87</b>	<b>-332.200.348,62</b>	<b>-215.585.338,06</b>	<b>-85.511.129,10</b>	<b>-5.719.486.127,32</b>