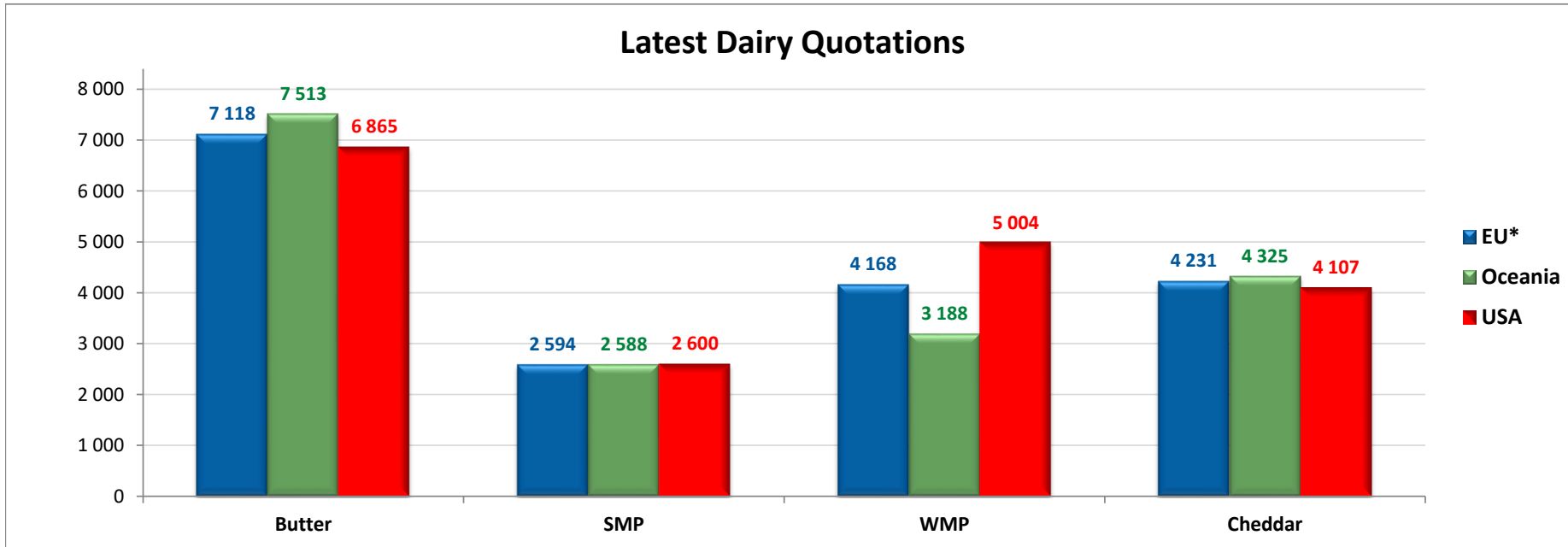


Latest World Quotations of Dairy Products

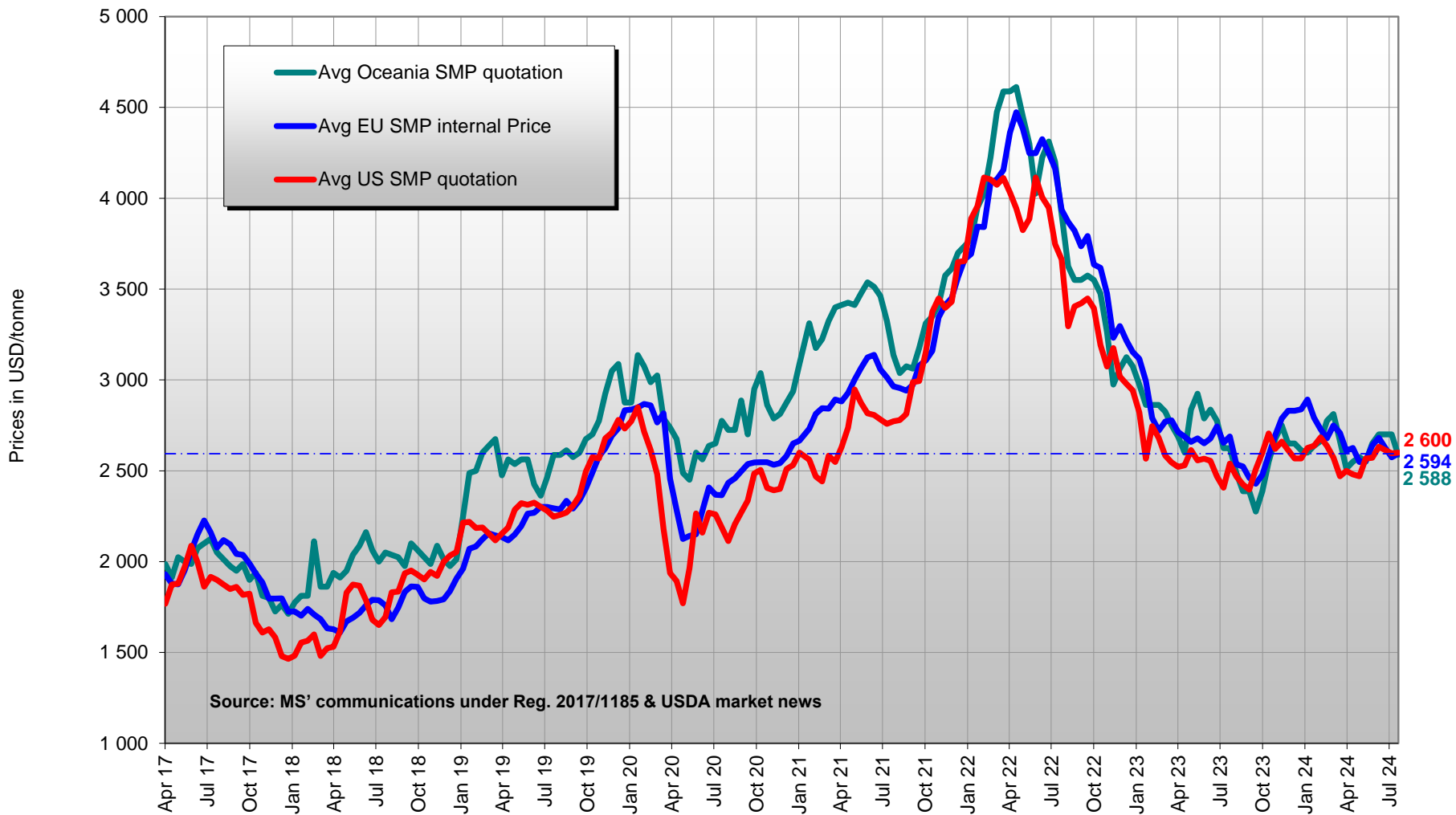
| In US\$/t | Latest Quotations | | | Week - 2 | | | | | | Year - 1 | | | | | |
|-----------|-------------------|---------|-------|------------|---------|-------|-------------------------------|----------|----------|--------------|---------|-------|-------------------|---------|---------|
| | 21/07/2024 | | | 07/07/2024 | | | % change (previous quotation) | | | 23 July 2023 | | | % change (1 year) | | |
| | EU* | Oceania | USA | EU* | Oceania | USA | EU* | Oceania | USA | EU* | Oceania | USA | EU* | Oceania | USA |
| Butter | 7 118 | 7 513 | 6 865 | 6 863 | 7 075 | 6 913 | ↗ + 3.7% | ↕ + 6.2% | ↔ - 0.7% | 5 156 | 4 900 | 5 851 | ↕ + 38% | ↕ + 53% | ↕ + 17% |
| SMP | 2 594 | 2 588 | 2 600 | 2 575 | 2 700 | 2 596 | ↗ + 0.8% | ↘ - 4.2% | ↗ + 0.2% | 2 689 | 2 625 | 2 540 | ↘ - 4% | ↘ - 1% | ↗ + 2% |
| WMP | 4 168 | 3 188 | 5 004 | 4 127 | 3 263 | 5 004 | ↗ + 1.0% | ↘ - 2.3% | ↔ nc | 3 960 | 3 200 | 4 034 | ↕ + 5% | ↔ - 0% | ↕ + 24% |
| Cheddar | 4 231 | 4 325 | 4 107 | 4 141 | 4 250 | 4 189 | ↗ + 2.2% | ↗ + 1.8% | ↘ - 1.9% | 4 244 | 4 125 | 4 127 | ↔ - 0% | ↗ + 5% | ↔ - 0% |

Source : Member States Notifications under Reg. 2017/1185, USDA



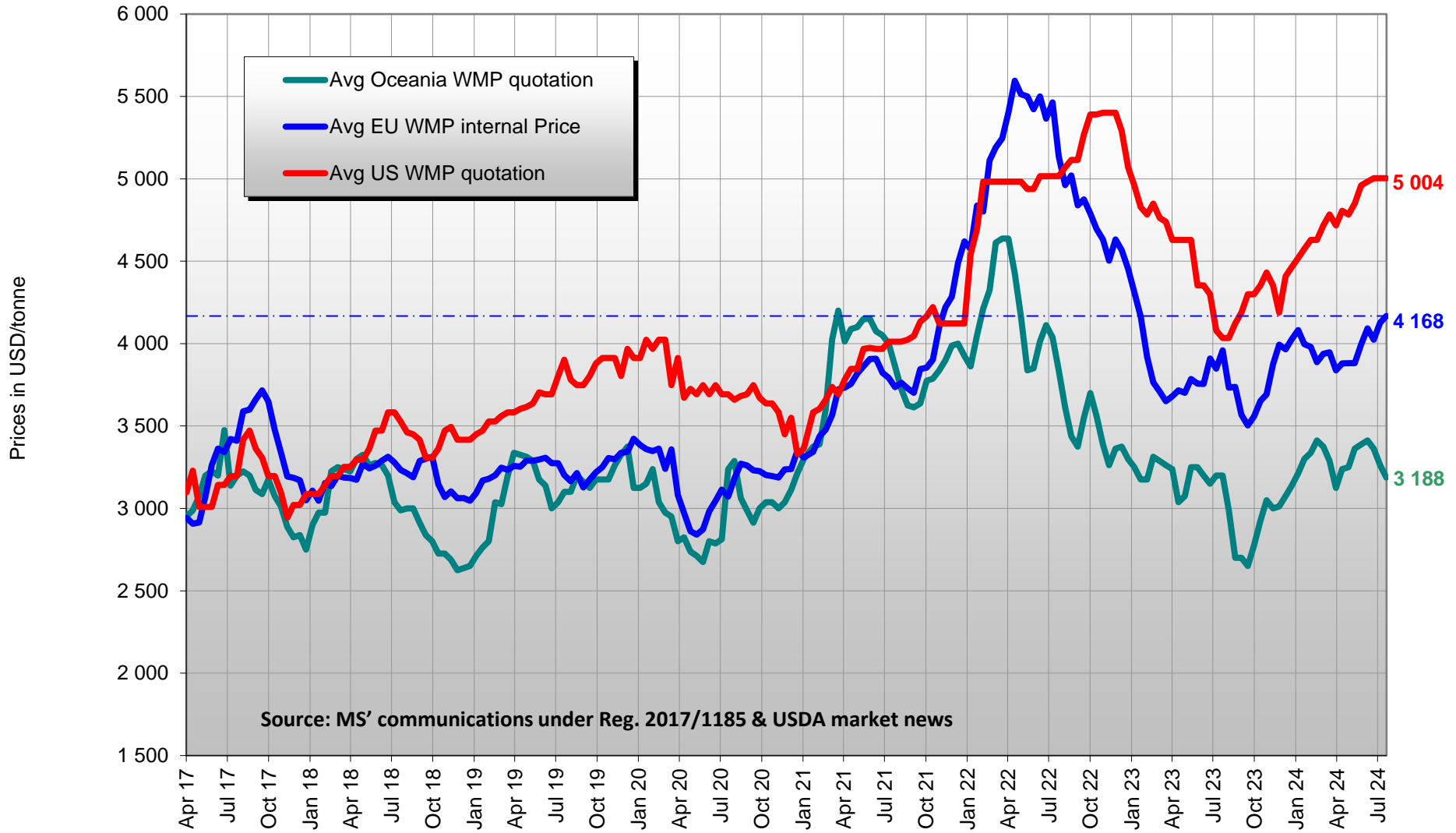
EU* = EU without UK

EU*/US/Oceania Quotations of SMP



* EU evolutive

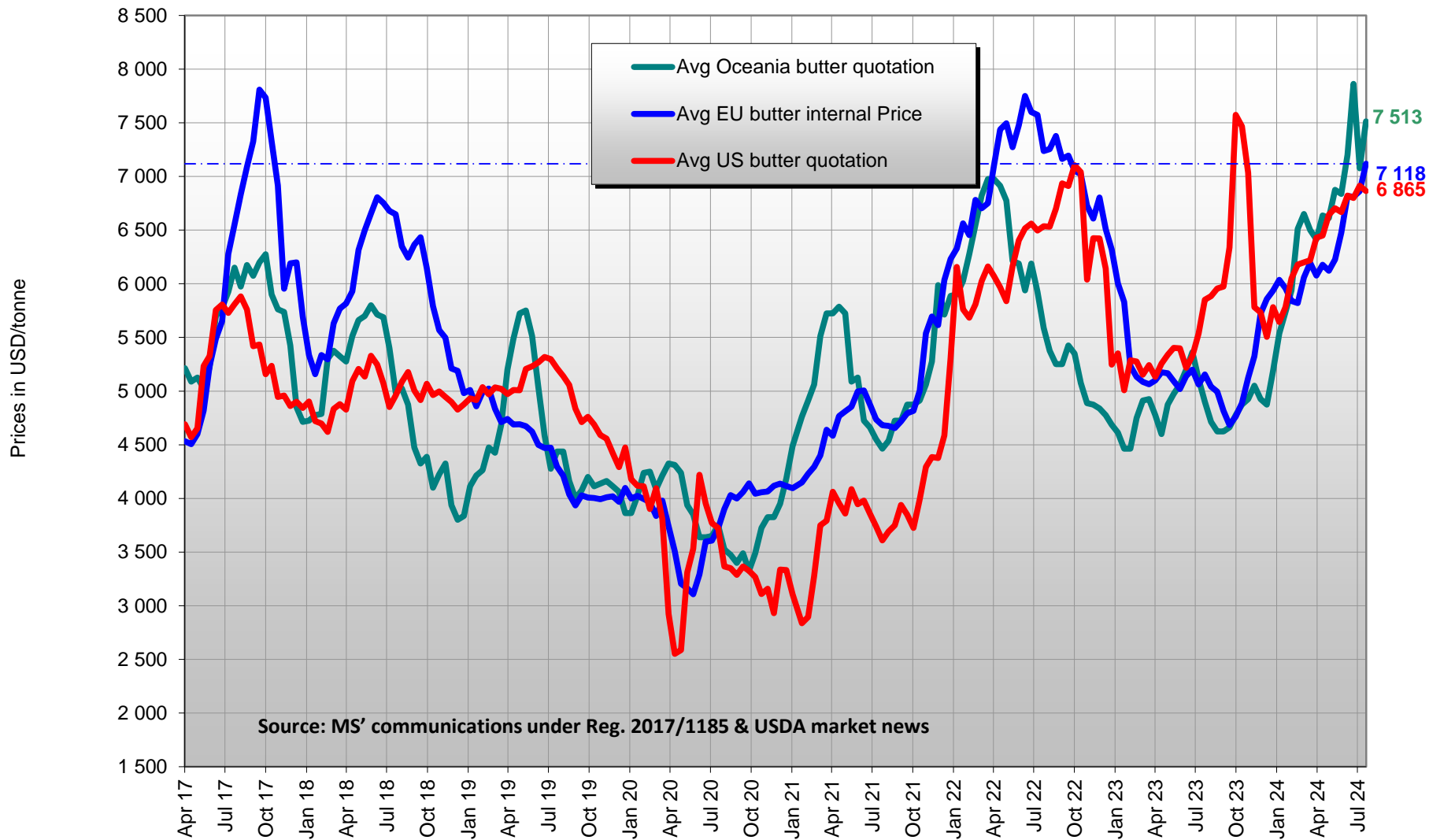
EU*/US/Oceania Quotations of WMP



Source: MS' communications under Reg. 2017/1185 & USDA market news

* EU evolutive

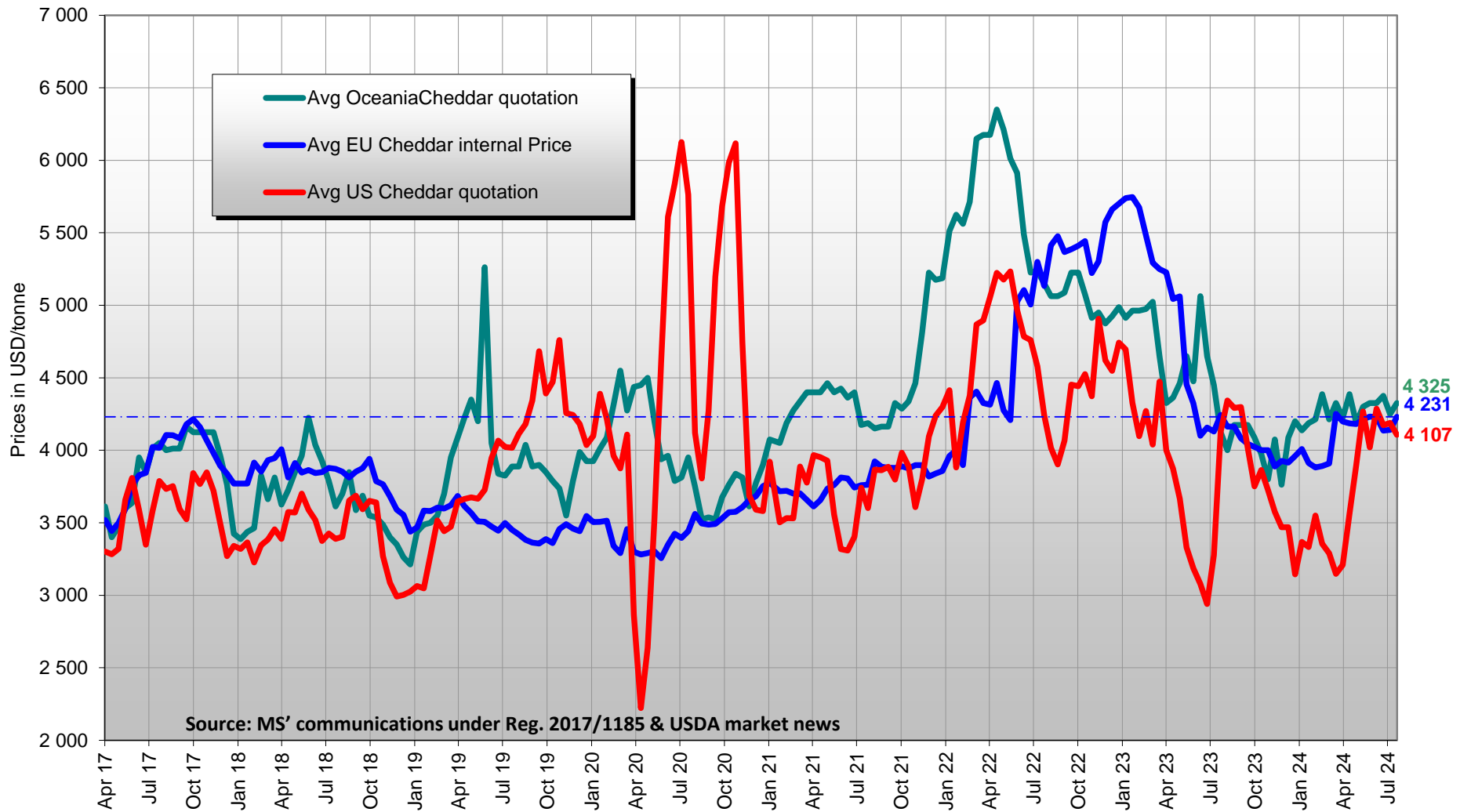
EU*/US/Oceania Quotations of Butter



Source: MS' communications under Reg. 2017/1185 & USDA market news

* EU evolutive

EU*/US/Oceania Quotations of Cheddar



Source: MS' communications under Reg. 2017/1185 & USDA market news

* EU evolutive