


A background photograph of three people in a sugarcane field. On the left, a woman in a white top and blue patterned skirt holds a cane stalk. In the center, a person in a light-colored shirt and cap is bent over, working with the cane. On the right, another person in a patterned skirt and headwrap holds a cane stalk. The field is filled with tall sugarcane plants and harvested stalks on the ground.

EU-ACP/LDC Trade State of Play and Opportunities

Expert Group of the EU Sugar Market Observatory
20 June 2023

ACP/LDC Sugar Industries Group

- The ACP/LDC Sugar Industries Group is a group open to sugar industries in all countries which are eligible to supply sugar duty free and quota free to the EU and the UK markets – “Preferential Sugar” – under the [ACP Economic Partnership Agreements](#), and/or is a beneficiary country of the special GSP arrangement for the least-developed countries – “[Everything But Arms](#)”.
- Currently, the following countries are represented by the Group: Belize, Benin, Dominican Republic, Eswatini, Fiji, Lao PDR, Malawi, Mauritius, Moçambique, Sierra Leone, South Africa, Sudan, Tanzania, Togo, Zambia and Zimbabwe.
- Through its member organizations and companies, the Group seeks to represent all ACP/LDC sugar farmers and millers.
- The Group liaises closely with the Organization of African, Caribbean and Pacific States ([OACPS](#)), notably through the OACPS Working Group on Sugar and Rum.
- The Group meets annually in the margins of the International Sugar Organization annual seminar in London.
- The group is led by an Executive Director and an Executive Committee, elected annually, currently comprising 12 persons, which meets once every two months.



Data source: Eurostat and ONS. See: <https://public.flourish.studio/visualisation/14173780/> to see an animated version of this visual.



Benefits derived from sugar cane production in ACP/LDC states



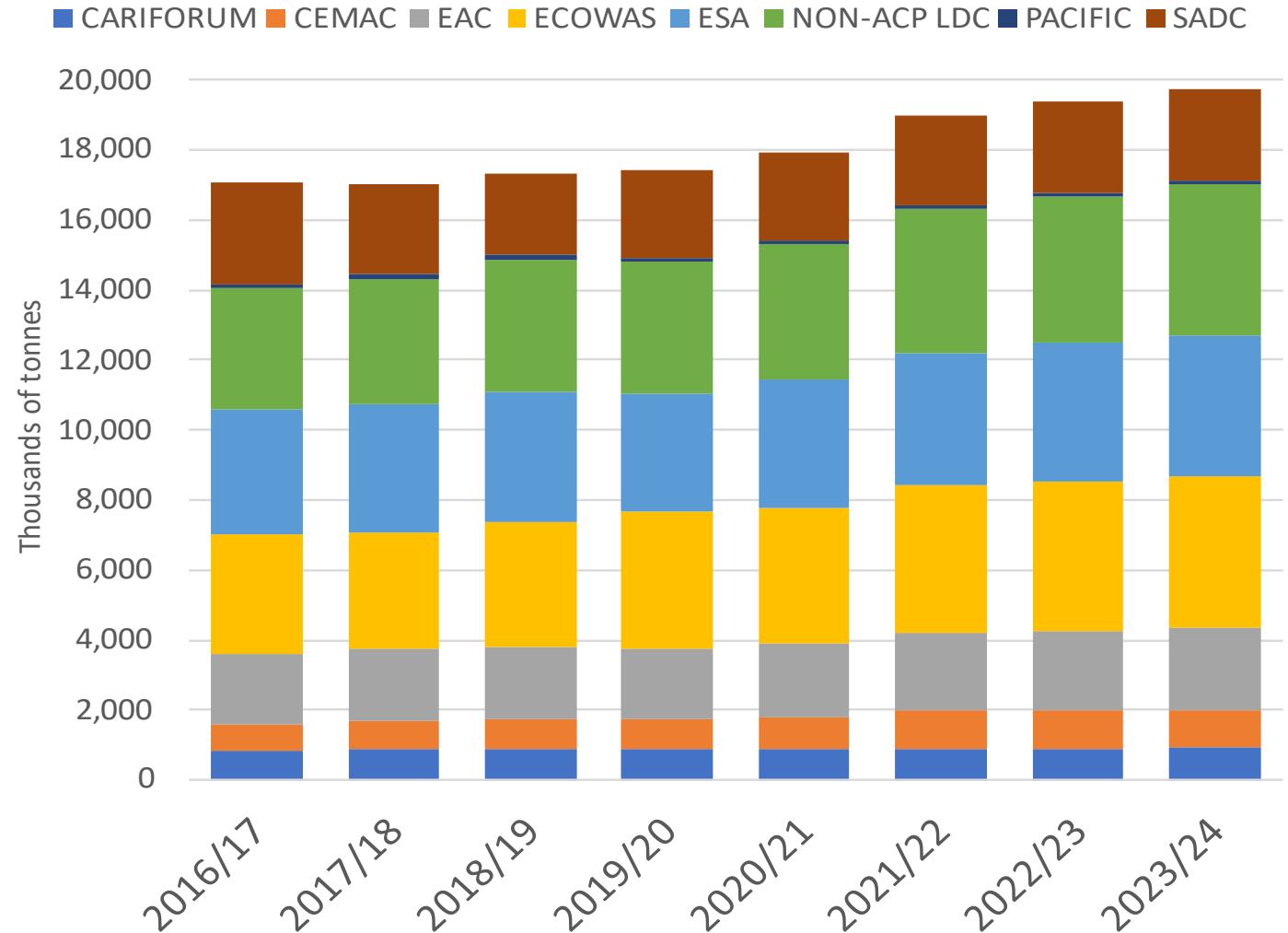
- Sugar cane is a proven, sustainable crop that is unique in its ability to withstand the extremes of weather in tropical regions.
- Sugar cane is key to transitioning to bioenergy, bioplastics, and electricity co-generation.
- The expansion of cane sugar industries in developing countries goes hand-in-hand with the establishment of small grower schemes and projects.
- It is an agro-industrial process that supports the development of a range of engineering skills that readily transfer to other parts of the economy.
- It contributes to large scale, dependable employment in rural areas.
- The multiplier effect on employment and the economy is significant.
- Cane sugar industries provide much needed export earnings and tax revenues.
- Cane sugar industries play an important role in enhancing food and energy security.
- Sugar industries often directly fund healthcare, education, housing and infrastructure for their employees and the wider communities.
- https://acpsugar.org/s/acpldc_sugar_cane_development_role_final.pdf

State of play – sugar consumption

- Sugar consumption is rising in ACP and LDC countries with growing urbanization, population and GDP/capita.

| Sugar consumption ('000 tonnes) | | | |
|---------------------------------|---------------|---------------|---------------|
| | 2020/21 | 2021/22 | 2022/23 |
| NON-ACP LDC | 3,883 | 4,102 | 4,159 |
| ECOWAS | 3,873 | 4,223 | 4,275 |
| ESA | 3,653 | 3,803 | 3,975 |
| SADC | 2,492 | 2,546 | 2,567 |
| EAC | 2,107 | 2,206 | 2,254 |
| CEMAC | 909 | 1,068 | 1,094 |
| CARIFORUM | 892 | 909 | 905 |
| PACIFIC | 122 | 133 | 133 |
| Grand Total | 17,931 | 18,990 | 19,362 |
| Source: ISO and local estimates | | | |

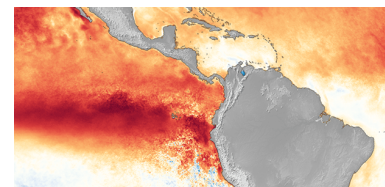
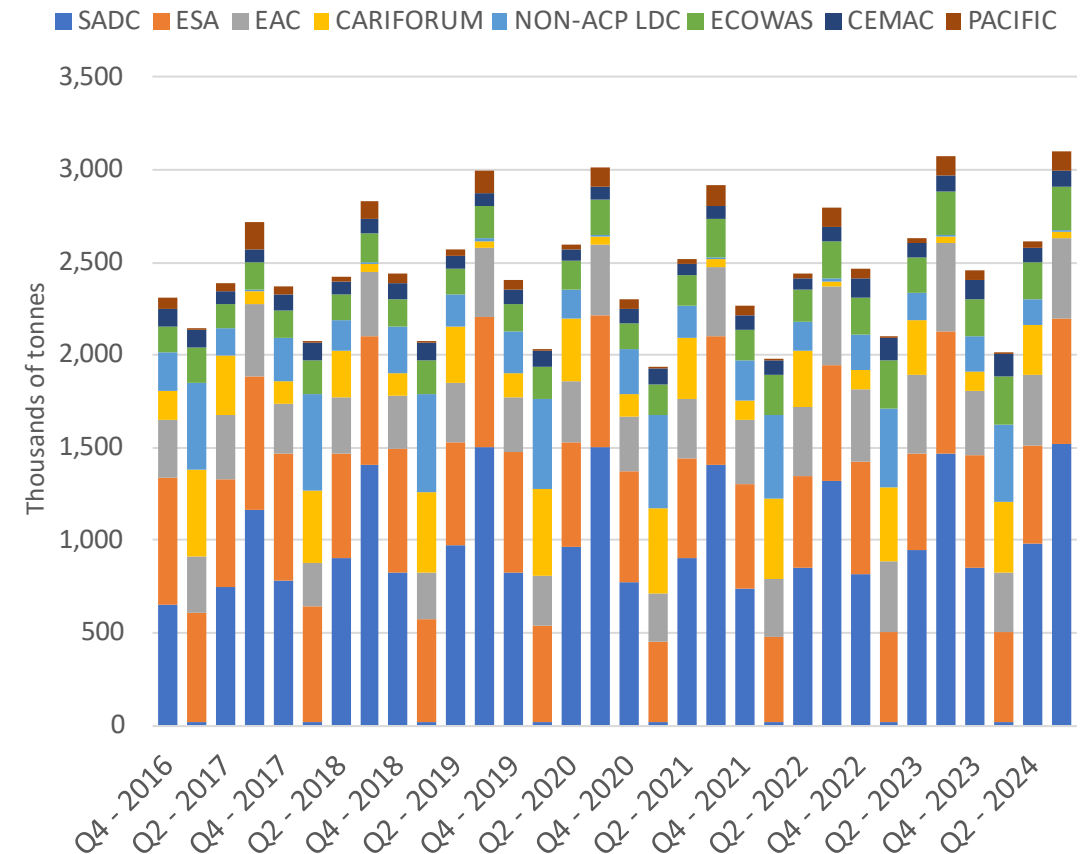
ACP and LDC sugar consumption



State of play – sugar production

- Overall, ACP and LDC sugar production has recovered somewhat from various climate-related disasters in recent years (El Niño, hurricanes, etc.) and the catastrophe of Covid to reach just over 10 million tonnes/annum, but the outlook for this year and next is challenging.
- **Belize** has suffered from poor weather (drought) and a severe outbreak of the sugarcane froghopper (*Euryaulax carnifex*).
- Sugar production is expected to recover this year after severe floods affected **Malawi** and **Moçambique** last year, caused by cyclones Ana and Freddy which caused loss of lives and property.
- *Assuming a return to normal weather conditions*, an improvement in yields, and industry efforts to increase production, especially for small-scale farmers, is expected to help sugar production in **Eswatini** and **South Africa** to increase in 2023/24. But predictions of a strong El Niño and hence a drought in 2024 are of grave concern.
- Weather permitting, sugar production in **Fiji** is expected to be around the same level as last year. Plans are well developed to increase sugar cane production in coming years.

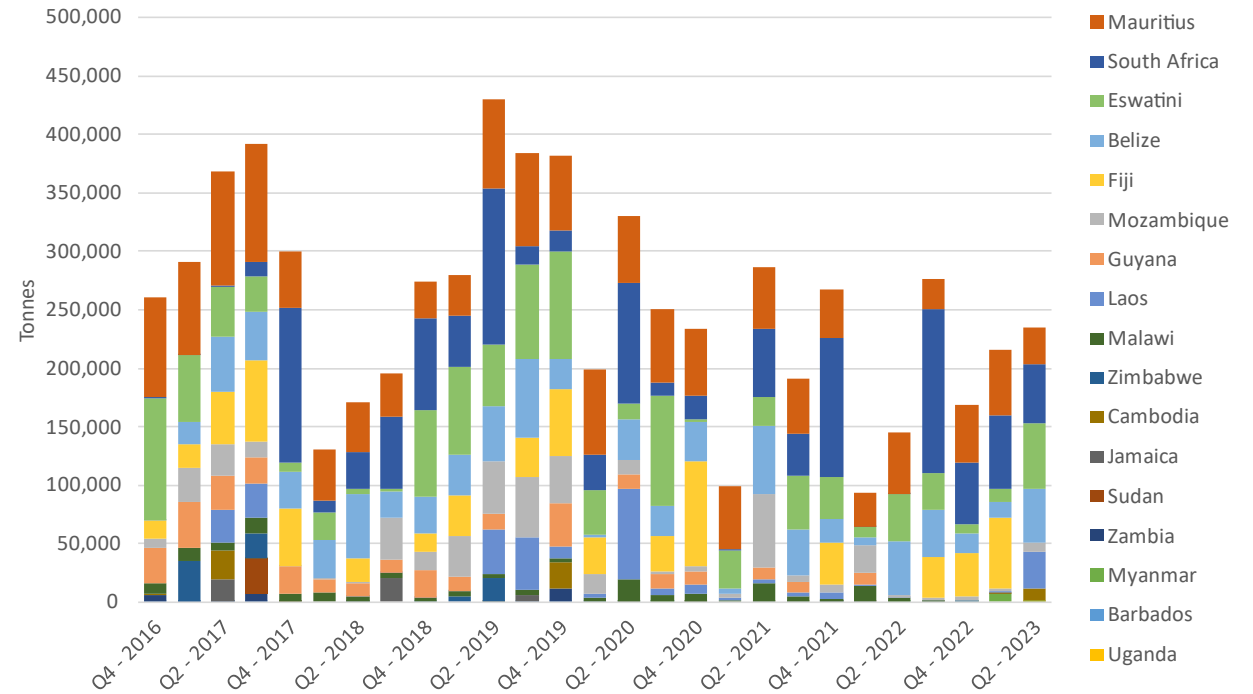
ACP and LDC sugar production (quarterly)



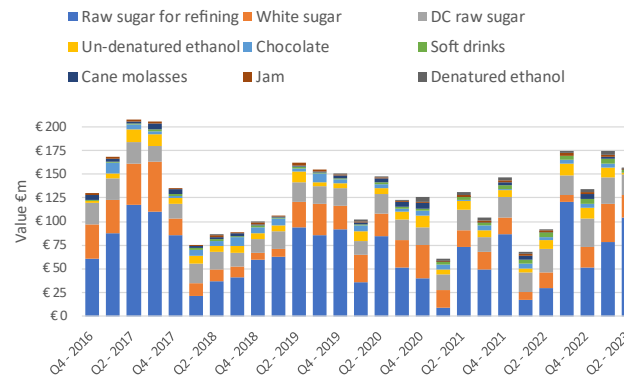
State of play – sugar exports to the EU and UK

- According to Eurostat and ONS data, ACP and LDC sugar exports to the EU have increased in the last three quarters to reach nearly 250,000 tonnes/quarter (approx. 10% of production).
- Almost all ACP/LDC exports to the EU and UK comprise sugar in its natural state, with small quantities of molasses and alcohol and trivial quantities of further processed products such as chocolate.
- The UK ATQ has clearly displaced ACP and LDC sugar from the UK market – tonne for tonne – which has found homes in the EU market. Further displacement may be expected with the new UK/Australia quota.
- Sources of data: Eurostat and ONS

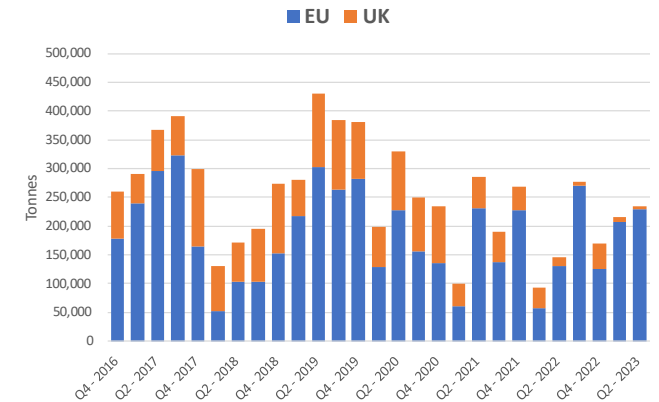
ACP and LDC sugar exports to the EU and UK markets (top 20)



ACP and LDC sugar and products exports to the EU and UK markets (by value €m)

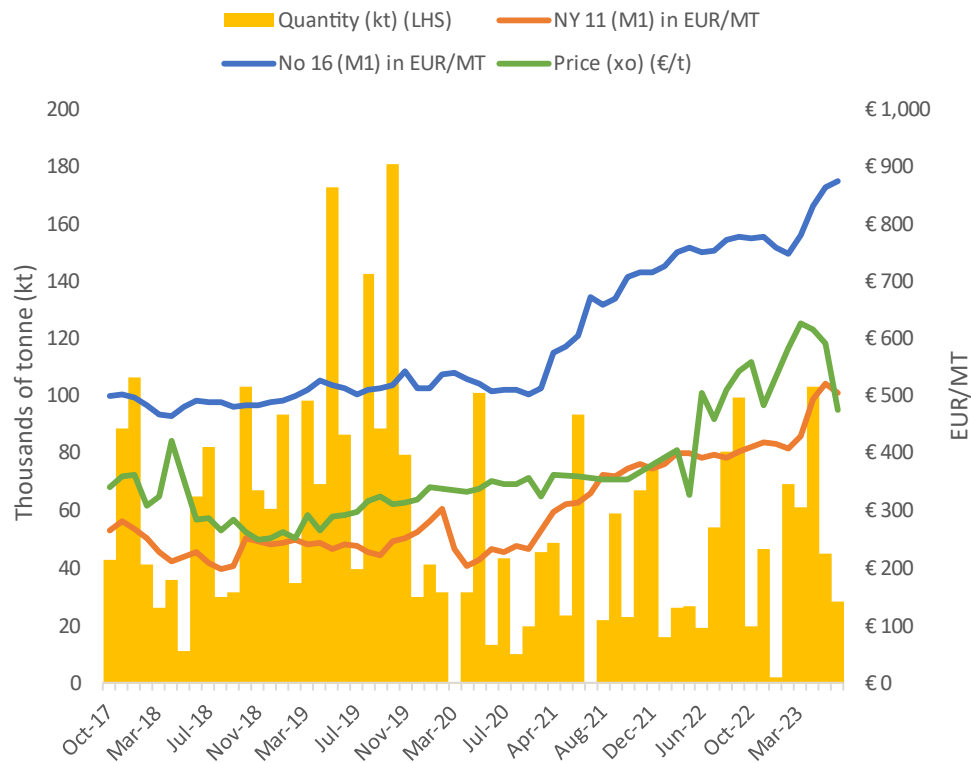


ACP and LDC sugar exports to the EU and UK markets

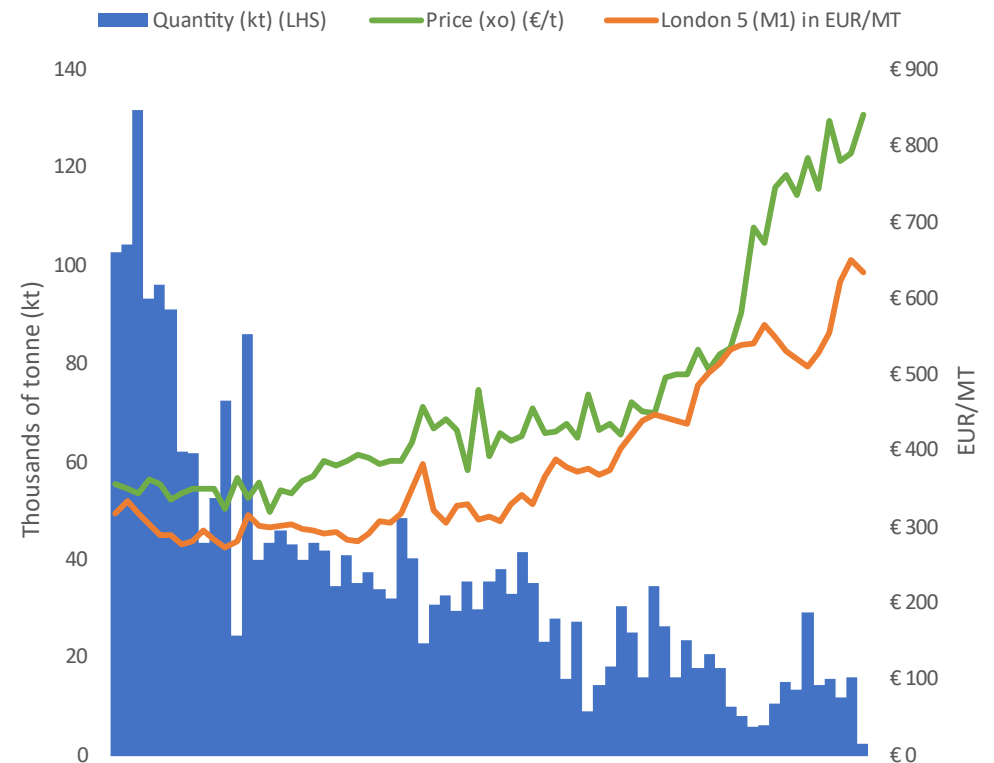


ACP/LDC import parities

ACP/LDC Bulk raw sugar for refining quantities and #11 (FOB), US#16 (CIFL) and EU/ACP sugar prices (CIF)



ACP/LDC White sugar quantities, #5 (FOB) and EU/ACP sugar prices (CIF)

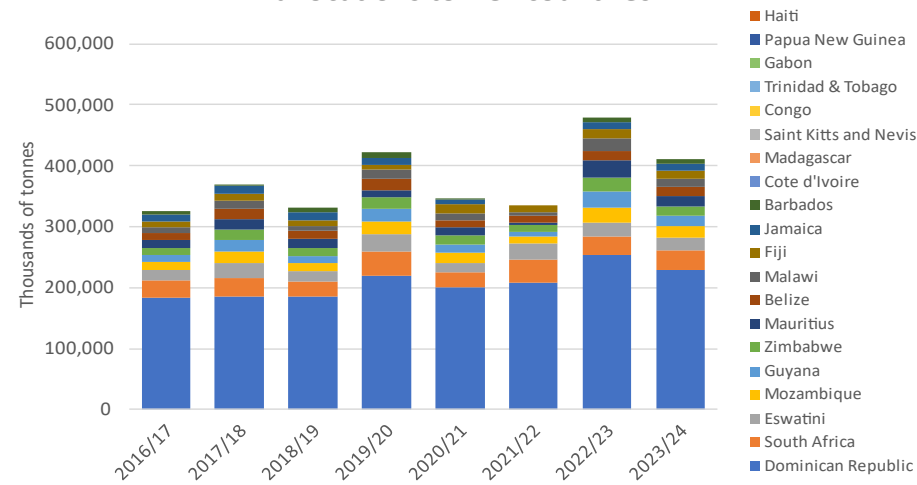


Sources of data: Eurostat, ONS, ICE, ECB

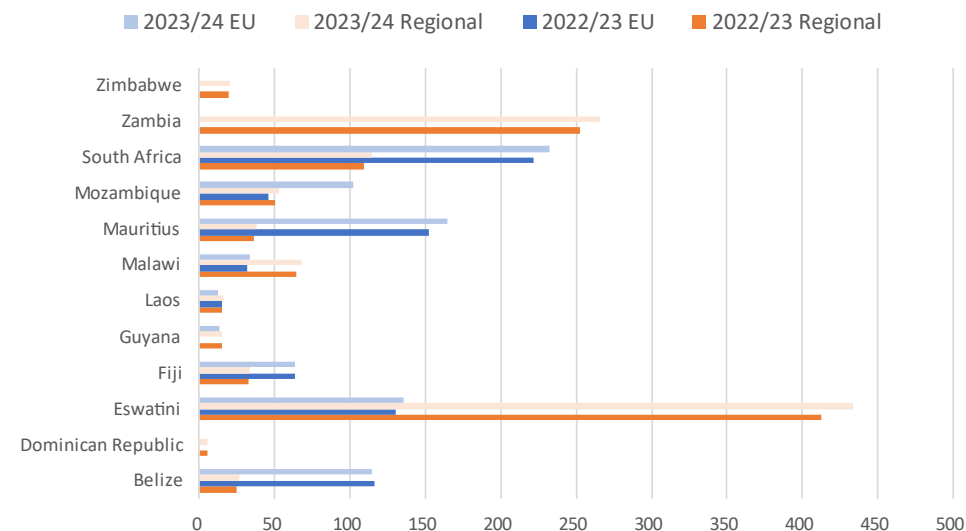
State of play – sugar export availability

- In previous years, the ACP/LDC Sugar Industries Group has, on request, provided confidential estimates (by direct email) to the European Commission as to planned or anticipated exports of sugar to the EU (and UK) markets. The Group is ready to do so again if required by the Commission.
- Security of supply of this essential ingredient – sugar – to the European market can to a large extent be guaranteed by ACP and LDC supplies but will not be achieved by damaging ACP and LDC sugar industries by means of opening the EU market to other suppliers under FTAs or autonomous TRQs. Sugar is a highly capital intensive industry, and hence security of supply can also be enhanced by market transparency and visibility of likely future revenues.
- Based on very crude estimates and publicly available information (*see above*), it is possible to estimate that total EU and UK exports may amount to **775,000 tonnes in 2022/23** (to date, 619,836 tonnes has been recorded in the trade statistics), and amount to around **875,000 tonnes in 2023/24**, all going well and weather permitting.
- For many ACP and LDC suppliers, today's freight and price differentials have favoured regional market rather than the European markets. In the Caribbean, the reduction in sugar production in Jamaica and others has encouraged more intra-Caricom trade. In Africa, the expected reduction in Kenyan sugar production (from nearly 800 to 650,000 tonnes – or less), will likely favour Comesa trade. Meanwhile, we all pray for peace in Sudan.

US quota entries (to FY22) and likely FY23 and FY24 allocations to ACP countries



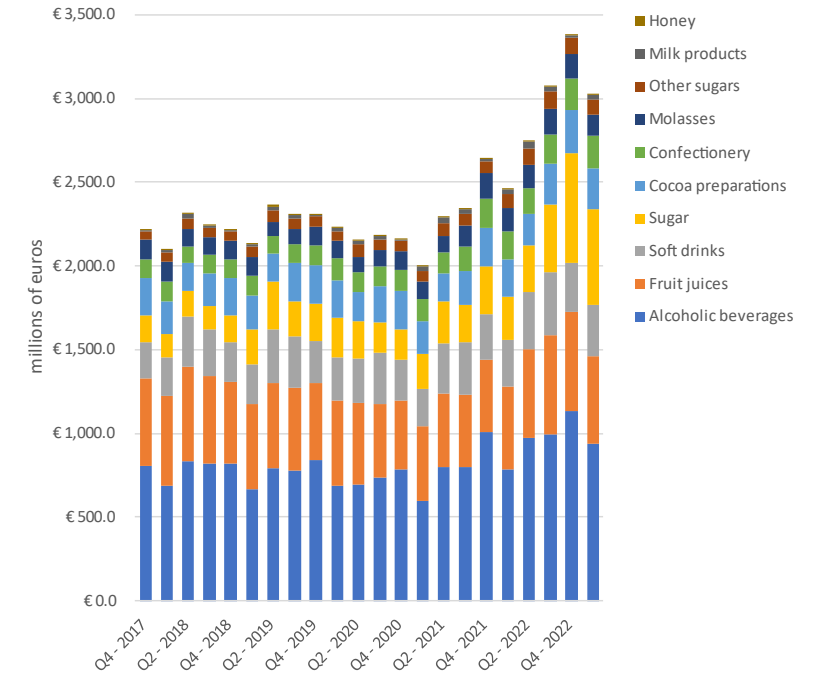
Crude estimates of EU+UK availability in 2022/23 and 2023/24



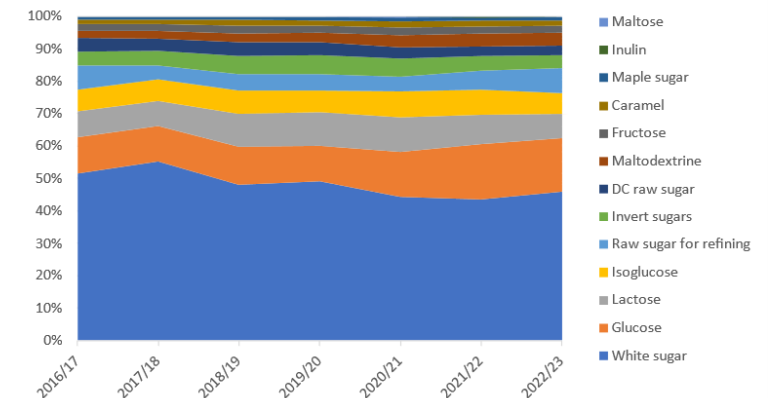
ACP/LDC Sugar Group – Work plan 2023/24

- How can ACP/LDC sugar cane industries access additional revenues through compulsory carbon credit markets?
- Lobby to highlight the unfairness and damage wrought by “Coupled Income Support” (ex-Voluntary Coupled Support”).
- Support the development of “added value” for ACP/LDC sugar industries.
- Keep abreast of EU food safety, sustainability, biodiversity, deforestation, due diligence, legislation and requirements.

Total EU+UK imports of likely sugar containing products



Percentage share of EU trade in sucrose and other calorific sweeteners



Key messages

- ACP/LDC sugar industries cannot play their full part in investing in sustainable production of products derived from sugar cane and in value-chain addition whilst bearing an unfair and unsustainable burden of adjustment to the many shocks which have befallen us all.
- ACP/LDC Sugar Industries Group call on policy makers to recognize that EU's and the UK's "preferential trade partners" are also bearing an unfair and moreover disproportionate share of these costs.
- The Group calls on EU and UK policy makers to use trade rules to permit our industries to move up the value chain and to fully capitalize on the remarkable sugar cane plant *Saccharum officinarum* by means of reappraising rules of origin, the direct transport rule, the rules on "insufficient processing", etc., which leads to an effective ban on ACP sugar refining within EPA trade regions, and much else besides.





Thank you!

ACP/LDC Sugar Industries Group

European Transparency Register

Identification Number:

052002725608-03

Website: [https://
www.acpsugar.org](https://www.acpsugar.org)



ACP/LDC Sugar Industries Group - Exports of sugar to the EU+UK

| Quantity (mt) | 2016/17 | 2017/18 | 2018/19 | 2019/20 | 2020/21 | 2021/22 |
|--------------------------|------------------|----------------|------------------|------------------|----------------|----------------|
| CARIFORUM | | | | | | |
| Barbados | 450 | 351 | 300 | 315 | 296 | 160 |
| Belize | 106,088 | 142,121 | 182,607 | 89,975 | 135,813 | 114,541 |
| Dominican Republic | 0 | 0 | 0 | 0 | 0 | 500 |
| Guyana | 121,480 | 56,905 | 49,733 | 60,379 | 30,501 | 10,393 |
| Jamaica | 19,281 | 21,025 | 6,599 | 2 | 1 | 22 |
| CARIFORUM Total | 247,299 | 220,403 | 239,239 | 150,671 | 166,612 | 125,616 |
| EAC | | | | | | |
| Kenya | 0 | 0 | 0 | 6 | 0 | 0 |
| Rwanda | 0 | 0 | 0 | 0 | 1 | 0 |
| Uganda | 0 | 0 | 0 | 0 | 600 | 312 |
| EAC Total | 0 | 0 | 0 | 6 | 601 | 312 |
| ECOWAS | | | | | | |
| Ghana | 0 | 0 | 0 | 3 | 0 | 0 |
| ECOWAS Total | 0 | 0 | 0 | 3 | 0 | 0 |
| ESA | | | | | | |
| Madagascar | 0 | 31 | 0 | 0 | 0 | 15 |
| Malawi | 40,069 | 24,481 | 15,563 | 33,571 | 29,690 | 21,005 |
| Mauritius | 362,276 | 170,369 | 221,335 | 255,040 | 208,721 | 149,839 |
| Sudan | 29,848 | 0 | 0 | 0 | 0 | 0 |
| Zambia | 14,559 | 172 | 0 | 11,590 | 0 | 0 |
| Zimbabwe | 55,047 | 0 | 24,902 | 0 | 0 | 0 |
| ESA Total | 501,799 | 195,052 | 261,799 | 300,201 | 238,411 | 170,858 |
| NON-ACP LDC | | | | | | |
| Afghanistan | 0 | 0 | 0 | 0 | 16 | 6 |
| Bangladesh | 0 | 0 | 0 | 0 | 7 | 0 |
| Cambodia | 26,513 | 168 | 520 | 22,000 | 0 | 0 |
| Laos | 57,987 | 580 | 82,632 | 97,022 | 15,528 | 6,809 |
| Myanmar | 0 | 0 | 0 | 215 | 60 | 11 |
| NON-ACP LDC Total | 84,500 | 748 | 83,152 | 119,237 | 15,611 | 6,826 |
| PACIFIC | | | | | | |
| Fiji | 150,577 | 68,510 | 83,279 | 118,669 | 89,998 | 69,613 |
| Papua New Guinea | 22 | 22 | 0 | 0 | 0 | 0 |
| PACIFIC Total | 150,599 | 68,532 | 83,279 | 118,669 | 89,998 | 69,613 |
| SADC | | | | | | |
| Eswatini | 235,667 | 37,367 | 281,476 | 237,648 | 106,046 | 115,570 |
| Mozambique | 75,874 | 38,210 | 146,785 | 71,388 | 75,749 | 35,066 |
| South Africa | 14,491 | 233,460 | 180,585 | 158,981 | 116,467 | 258,062 |
| SADC Total | 326,032 | 309,037 | 608,846 | 468,017 | 298,262 | 408,698 |
| Grand Total | 1,310,229 | 793,772 | 1,276,316 | 1,156,804 | 809,494 | 781,924 |

Sources: Eurostat and ONS

ACP/LDC Sugar Industries Group - Exports of sugar to the EU+UK

| | DC raw sugar | | Raw sugar for refining | | White sugar | | Total Quantity (mt) | Total Price (€/t) |
|----------------------|----------------|--------------|------------------------|--------------|----------------|--------------|---------------------|-------------------|
| | Quantity (mt) | Price (€/t) | Quantity (mt) | Price (€/t) | Quantity (mt) | Price (€/t) | | |
| 2019/20 | | | | | | | | |
| Oct-19 | 8,572 | € 653 | 180,941 | € 312 | 17,214 | € 409 | 206,727 | € 334 |
| Nov-19 | 7,447 | € 684 | 79,815 | € 316 | 16,041 | € 428 | 103,303 | € 360 |
| Dec-19 | 12,486 | € 615 | 30,301 | € 321 | 27,486 | € 413 | 70,274 | € 409 |
| Jan-20 | 10,066 | € 569 | 41,510 | € 341 | 27,156 | € 425 | 78,733 | € 399 |
| Feb-20 | 5,320 | € 610 | 66,550 | € 323 | 13,218 | € 484 | 85,088 | € 366 |
| Mar-20 | 9,451 | € 599 | 47 | € 844 | 25,951 | € 424 | 35,450 | € 471 |
| Apr-20 | 12,462 | € 627 | 96,397 | € 367 | 27,024 | € 439 | 135,883 | € 405 |
| May-20 | 9,631 | € 597 | 101,040 | € 339 | 20,012 | € 429 | 130,683 | € 372 |
| Jun-20 | 11,873 | € 534 | 40,366 | € 362 | 8,401 | € 500 | 60,639 | € 415 |
| Jul-20 | 12,308 | € 586 | 85,182 | € 344 | 19,290 | € 484 | 116,780 | € 393 |
| Aug-20 | 13,137 | € 625 | 17,000 | € 311 | 17,663 | € 458 | 47,800 | € 452 |
| Sep-20 | 10,364 | € 602 | 49,971 | € 336 | 25,110 | € 467 | 85,445 | € 407 |
| 2019/20 Total | 123,118 | € 606 | 789,121 | € 333 | 244,566 | € 442 | 1,156,804 | € 385 |
| 2020/21 | | | | | | | | |
| Oct-20 | 9,894 | € 618 | 59,597 | € 327 | 20,846 | € 459 | 90,337 | € 389 |
| Nov-20 | 8,493 | € 614 | 30,000 | € 300 | 25,359 | € 500 | 63,851 | € 421 |
| Dec-20 | 12,347 | € 611 | 40,650 | € 295 | 26,370 | € 477 | 79,368 | € 405 |
| Jan-21 | 8,294 | € 633 | 30,000 | € 315 | 12,083 | € 465 | 50,377 | € 403 |
| Feb-21 | 8,229 | € 662 | | | 19,296 | € 415 | 27,524 | € 489 |
| Mar-21 | 10,208 | € 549 | | | 11,229 | € 439 | 21,437 | € 491 |
| Apr-21 | 16,472 | € 632 | 82,393 | € 347 | 24,133 | € 417 | 122,998 | € 398 |
| May-21 | 8,146 | € 621 | 33,476 | € 319 | 7,459 | € 465 | 49,081 | € 391 |
| Jun-21 | 10,928 | € 604 | 93,422 | € 361 | 9,482 | € 419 | 113,831 | € 389 |
| Jul-21 | 7,765 | € 641 | 9,911 | € 327 | 13,356 | € 457 | 31,032 | € 462 |
| Aug-21 | 7,951 | € 666 | 21,843 | € 356 | 15,814 | € 436 | 45,608 | € 438 |
| Sep-21 | 7,690 | € 613 | 93,350 | € 408 | 13,010 | € 483 | 114,050 | € 430 |
| 2020/21 Total | 116,416 | € 620 | 494,641 | € 348 | 198,437 | € 454 | 809,494 | € 413 |
| 2021/22 | | | | | | | | |
| Oct-21 | 8,065 | € 721 | 56,177 | € 406 | 6,061 | € 443 | 70,304 | € 446 |
| Nov-21 | 12,246 | € 699 | 67,157 | € 444 | 19,312 | € 436 | 98,715 | € 474 |
| Dec-21 | 11,345 | € 690 | 74,735 | € 459 | 12,491 | € 462 | 98,571 | € 486 |
| Jan-22 | 11,228 | € 644 | 10,393 | € 386 | 6,409 | € 502 | 28,029 | € 516 |
| Feb-22 | 10,085 | € 624 | 17,721 | € 440 | 5,563 | € 510 | 33,369 | € 507 |
| Mar-22 | 10,763 | € 635 | 15,825 | € 329 | 4,982 | € 554 | 31,570 | € 469 |
| Apr-22 | 8,879 | € 632 | 26,364 | € 405 | 14,343 | € 477 | 49,586 | € 467 |
| May-22 | 17,483 | € 632 | 26,922 | € 329 | 13,984 | € 526 | 58,390 | € 467 |
| Jun-22 | 11,970 | € 645 | 19,120 | € 506 | 5,993 | € 494 | 37,083 | € 549 |
| Jul-22 | 7,793 | € 658 | 54,199 | € 460 | 5,465 | € 528 | 67,457 | € 489 |
| Aug-22 | 13,209 | € 681 | 80,719 | € 510 | 2,716 | € 747 | 96,644 | € 540 |
| Sep-22 | 7,841 | € 726 | 99,830 | € 544 | 4,536 | € 692 | 112,207 | € 563 |
| 2021/22 Total | 130,907 | € 663 | 549,163 | € 462 | 101,854 | € 500 | 781,924 | € 500 |
| 2022/23 | | | | | | | | |
| Oct-22 | 10,786 | € 717 | 52,030 | € 531 | 8,451 | € 765 | 71,267 | € 587 |
| Nov-22 | 14,439 | € 759 | 46,903 | € 483 | 9,301 | € 817 | 70,643 | € 584 |
| Dec-22 | 14,626 | € 764 | 2,192 | € 615 | 9,821 | € 798 | 26,640 | € 764 |
| Jan-23 | 11,099 | € 826 | 69,378 | € 584 | 23,525 | € 830 | 104,002 | € 666 |
| Feb-23 | 9,613 | € 772 | | | 9,667 | € 775 | 19,280 | € 774 |
| Mar-23 | 15,438 | € 777 | 61,185 | € 626 | 14,403 | € 819 | 91,027 | € 682 |
| Apr-23 | 16,941 | € 848 | 103,260 | € 615 | 12,047 | € 780 | 132,248 | € 660 |
| May-23 | 9,331 | € 751 | 45,395 | € 591 | 15,528 | € 767 | 70,254 | € 651 |
| Jun-23 | 663 | € 782 | 28,358 | € 476 | 2,314 | € 796 | 31,335 | € 506 |
| 2022/23 Total | 102,936 | € 780 | 408,702 | € 573 | 105,058 | € 798 | 616,696 | € 646 |

Sources: Eurostat and ONS

ACP/LDC Sugar Industries Group - Exports of sugar to the EU+UK

| Quantity (mt) | Oct-22 | Nov-22 | Dec-22 | Jan-23 | Feb-23 | Mar-23 | Apr-23 | May-23 | Jun-23 |
|---------------------------|---------------|---------------|---------------|----------------|---------------|---------------|----------------|---------------|---------------|
| CARIFORUM | | | | | | | | | |
| Barbados | | | | | | | | | |
| DC raw sugar | 64 | -- | -- | -- | -- | -- | -- | -- | -- |
| Barbados Total | 64 | -- | -- | -- | -- | -- | -- | -- | -- |
| Belize | | | | | | | | | |
| DC raw sugar | 1,727 | 2,470 | 1,184 | 980 | 2,212 | 3,382 | 2,818 | 1,090 | 220 |
| Raw sugar for refining | 11,814 | -- | -- | -- | -- | 7,000 | 27,200 | 14,923 | -- |
| Belize Total | 13,542 | 2,470 | 1,184 | 980 | 2,212 | 10,382 | 30,018 | 16,013 | 220 |
| Jamaica | | | | | | | | | |
| DC raw sugar | -- | -- | -- | -- | 12 | -- | -- | -- | -- |
| Jamaica Total | -- | -- | -- | -- | 12 | -- | -- | -- | -- |
| CARIFORUM Total | 13,606 | 2,470 | 1,184 | 980 | 2,224 | 10,382 | 30,018 | 16,013 | 220 |
| EAC | | | | | | | | | |
| Uganda | | | | | | | | | |
| White sugar | 48 | -- | -- | -- | -- | -- | 120 | -- | -- |
| Uganda Total | 48 | -- | -- | -- | -- | -- | 120 | -- | -- |
| EAC Total | 48 | -- | -- | -- | -- | -- | 120 | -- | -- |
| ECOWAS | | | | | | | | | |
| Liberia | | | | | | | | | |
| DC raw sugar | -- | -- | -- | -- | -- | 23 | -- | -- | -- |
| Liberia Total | -- | -- | -- | -- | -- | 23 | -- | -- | -- |
| ECOWAS Total | -- | -- | -- | -- | -- | 23 | -- | -- | -- |
| ESA | | | | | | | | | |
| Madagascar | | | | | | | | | |
| DC raw sugar | -- | -- | -- | -- | -- | -- | -- | 15 | -- |
| Madagascar Total | -- | -- | -- | -- | -- | -- | -- | 15 | -- |
| Mauritius | | | | | | | | | |
| DC raw sugar | 5,925 | 9,819 | 9,247 | 7,818 | 4,469 | 6,287 | 10,070 | 3,970 | 443 |
| White sugar | 7,214 | 8,235 | 8,442 | 19,828 | 6,438 | 9,774 | 8,130 | 5,694 | 1,730 |
| Mauritius Total | 13,139 | 18,054 | 17,689 | 27,646 | 10,907 | 16,061 | 18,200 | 9,664 | 2,173 |
| ESA Total | 13,139 | 18,054 | 17,689 | 27,646 | 10,907 | 16,061 | 18,200 | 9,678 | 2,173 |
| NON-ACP LDC | | | | | | | | | |
| Afghanistan | | | | | | | | | |
| DC raw sugar | -- | -- | -- | -- | -- | -- | 1 | -- | -- |
| Afghanistan Total | -- | -- | -- | -- | -- | -- | 1 | -- | -- |
| Cambodia | | | | | | | | | |
| White sugar | -- | -- | -- | -- | -- | 1,038 | 1,001 | 8,488 | 440 |
| Cambodia Total | -- | -- | -- | -- | -- | 1,038 | 1,001 | 8,488 | 440 |
| Laos | | | | | | | | | |
| DC raw sugar | 60 | 260 | 448 | 160 | 24 | 824 | 815 | 192 | -- |
| Raw sugar for refining | -- | -- | -- | -- | -- | -- | -- | 29,500 | -- |
| White sugar | 24 | 48 | -- | -- | -- | 100 | 240 | 1,040 | 120 |
| Laos Total | 84 | 308 | 448 | 160 | 24 | 924 | 1,055 | 30,732 | 120 |
| Myanmar | | | | | | | | | |
| DC raw sugar | -- | -- | -- | -- | 63 | 38 | 75 | -- | -- |
| White sugar | -- | -- | 825 | 3,150 | 2,200 | 2,275 | 1,175 | -- | -- |
| Myanmar Total | -- | -- | 825 | 3,150 | 2,263 | 2,313 | 1,250 | -- | -- |
| NON-ACP LDC Total | 84 | 308 | 1,273 | 3,310 | 2,287 | 4,275 | 3,307 | 39,220 | 560 |
| PACIFIC | | | | | | | | | |
| Fiji | | | | | | | | | |
| Raw sugar for refining | -- | 36,391 | -- | 36,336 | -- | 24,342 | -- | -- | -- |
| Fiji Total | -- | 36,391 | -- | 36,336 | -- | 24,342 | -- | -- | -- |
| PACIFIC Total | -- | 36,391 | -- | 36,336 | -- | 24,342 | -- | -- | -- |
| SADC | | | | | | | | | |
| Eswatini | | | | | | | | | |
| DC raw sugar | 2,473 | 1,794 | 3,125 | 2,076 | 2,719 | 4,834 | 3,001 | 4,044 | -- |
| Raw sugar for refining | 475 | -- | -- | -- | -- | -- | 27,060 | -- | 22,025 |
| White sugar | -- | -- | -- | 108 | 538 | 280 | 344 | 258 | -- |
| Eswatini Total | 2,947 | 1,794 | 3,125 | 2,184 | 3,257 | 5,114 | 30,405 | 4,302 | 22,025 |
| Mozambique | | | | | | | | | |
| DC raw sugar | 538 | -- | 215 | -- | 23 | 50 | 161 | 20 | -- |
| Raw sugar for refining | -- | -- | -- | -- | -- | -- | -- | -- | 6,333 |
| White sugar | 1,165 | 1,018 | 554 | 440 | 491 | 829 | 650 | 48 | 24 |
| Mozambique Total | 1,703 | 1,018 | 769 | 440 | 514 | 879 | 811 | 68 | 6,357 |
| South Africa | | | | | | | | | |
| DC raw sugar | -- | 96 | 407 | 65 | 92 | -- | -- | -- | -- |
| Raw sugar for refining | 39,741 | 10,512 | 2,192 | 33,042 | -- | 29,843 | 49,000 | 972 | -- |
| White sugar | -- | -- | -- | -- | -- | 108 | 387 | -- | -- |
| South Africa Total | 39,741 | 10,608 | 2,599 | 33,106 | 92 | 29,950 | 49,387 | 972 | -- |
| SADC Total | 44,391 | 13,420 | 6,494 | 35,730 | 3,863 | 35,944 | 80,603 | 5,343 | 28,382 |
| Grand Total | 71,267 | 70,643 | 26,640 | 104,002 | 19,280 | 91,027 | 132,248 | 70,254 | 31,335 |

Sources of data: Eurostat, Taxud and ONS