



European Commission
DG Agriculture & Rural
development
Unit: AGRI-G2

**Wine CMO : Submission of technical data
of the national support programme 2009 - 2013
Council Regulation EU 1308/2013 Article 41
Commission Regulation EC 555/2008 Annex VII**

3. Restructuring & Replanting - 30-06-2016

3a. Restructuring and conversion of vineyard in accordance with Article 11	Member STATES ToTal (in 1 Hectare HA)																	Total E.U. (in Ha)	
	BG	CZ 1)	DE	EL	ES	FR	IT	CY	LT	LU	HU	MT	AT 2)	PT	RO	SI	SK		UK
2009 Execution	1 281		1 835	1 083	5 589	1 969	10 116	123,43		12	1 104		131	2 203	3 222	250			28 795 Ha
2010 Execution	2 154		1 645		11 593	11 784	10 112	91,16			1 926		648	3 997	3 921	233	14		48 026 Ha
2011 Execution	1 093	1 134	1 961	262	15 912	16 720	10 589	150			1 721		693	3 751	5 364	170	65		59 583 Ha
2012 Execution	2 431	928	2 196	329	30 857	18 120	15.282	211			2 051		647	4 763	5 340	258	103		68 235 Ha
2013 Programming / execution Annex V	2 936	1 000	1 247	330	28 947	17 500	15 371	220			1 766		365	4 543	5 500	268	250		79 879 Ha
Total 5 Year	9 895	3 062	8 884	2 004	92 898	66 093	46 188	580		12	8 569		2 119	19 257	23 347	1 179	432		284 518 Ha

3b. Ongoing Plans in accordance with Regulation EC N° 1493/1999	Member STATES ToTal (in 1 Hectare HA)																	Total E.U. (in Ha)	
	BG	CZ	DE	EL	ES	FR	IT	CY	LT	LU	HU	MT	AT	PT	RO	SI	SK		UK
2009 Execution	195		166		4 095	7 504							824		2 154		292		15 230 Ha
2010 Execution	229		2		1 841	712							182		1 203		452		4 620 Ha
2011 Execution	11				1 420	748							46				297		2 523 Ha
2012 Execution					82	190							53				281		605 Ha
2013 Programming					114	210							10				150		484 Ha
Total 5 Year	435		168		7 551	9 364							1 115		3 357		1 472		23 462 Ha

3a+b. Restructuring	Member STATES ToTal (in 1 Hectare HA)																	Total E.U. (in Ha)	
	BG	CZ 1)	DE	EL	ES	FR	IT	CY	LT	LU	HU	MT	AT 2)	PT	RO	SI	SK		UK
2009 Execution	1 476		2 001	1 083	9 684	9 473	10 116	123		12	1 104		955	2 203	5 376	250	292		44 025 Ha
2010 Execution	2 382		1 647		13 434	12 496	10 112	91			1 926		830	3 997	5 124	233	465		52 646 Ha
2011 Execution	1 104	1 134	1 961	262	17 332	17 468	10 589	150			1 721		739	3 751	5 364	170	362		62 106 Ha
2012 Execution	2 431	928	2 196	329	30 939	18 310	15 282	211			2 051		700	4 763	5 340	258	384		68 840 Ha
2013 Programming	2 936	1 000	1 247	330	29 061	17 710	15 371	220			1 766		375	4 543	5 500	268	400		80 363 Ha
Total 5 Year	10 330	3 062	9 052	2 004	100 450	75 457	46 188	580		12	8 569		3 234	19 257	26 704	1 179	1 903		307 979 Ha

1) CZ 20 611 Ha for 2009, 2010 not taken in account due to specific implementation of the restructuring measure.

2) AT 800 Ha for 2013 not taken in account due to specific implementation of the restructuring measure.



COMMON AGRICULTURAL POLICY
EUROPEAN WINE SECTOR



European Commission
DG Agriculture & Rural
development
Unit: AGRI-G2

Wine CMO : Submission of technical data
of the national support programme 2009 - 2013
Council Regulation EU 1308/2013 Article 41
Commission Regulation EC 555/2008 Annex VII

3a. Restructuring and conversion of vineyard in accordance with Article 11	Member STATES ToTal (in 1000 eur)																	Total E.U. (in 1000 Eur)	
	BG	CZ	DE	EL	ES	FR	IT	CY	LT	LU	HU	MT	AT	PT	RO	SI	SK		UK
2009 Execution	5 715	2 979	12 508	11 710	27 623	45 421	82 582	1 851		98	13 798		995	25 332	30 388	2 785			263 786 m€
2010 Execution	11 464	3 076	13 970		61 882	87 445	85 945	1 470		2	19 098		3 418	40 484	37 414	2 916	43		368 627 m€
2011 Execution	5 245	2 907	16 680	2 809	61 160	114 157	93 190	2 472			21 511		3 047	38 976	41 182	2 854	200		406 392 m€
2012 Execution	16 719	2 995	16 498	4 207	150 091	108 300	157 363	3 471			25 640		5 771	48 710	40 985	4 090	300		585 137 m€
2013 Execution	17 696	3 185	16 945	3 866	163 667	108 483	154 362	3 687			22 592		2 234	50 926	41 161	4 220	1 250		594 274 m€
Total 5 Year	56 838	15 141	76 601	22 592	464 424	463 806	573 442	12 951		100	102 639		15 466	204 428	191 130	16 864	1 793		2 218 217 m€

3b. Ongoing Plans in accordance with Regulation EC N° 1493/1999	Member STATES ToTal (in 1000 eur)																	Total E.U. (in 1000 Eur)	
	BG	CZ	DE	EL	ES	FR	IT	CY	LT	LU	HU	MT	AT	PT	RO	SI	SK		UK
2009 Execution	1 996		2 792		30 291	10 107	249						3 105		11 305		2 571		62 417 m€
2010 Execution	2 298		33		14 912	5 678							889	306	4 134		3 669		31 920 m€
2011 Execution	50				12 005	3 643	43						203	- 1			3 580		19 523 m€
2012 Execution			- 11		359	1 591							228	77			4 007		6 250 m€
2013 Execution					126	1 683							183	16			2 772		4 781 m€
Total 5 Year	4 344		2 814		57 693	22 703	292						4 607	398	15 439		16 600		124 890 m€

3a+b. Restructuring	Member STATES ToTal (in 1000 eur)																	Total E.U. (in 1000 Eur)	
	BG	CZ	DE	EL	ES	FR	IT	CY	LT	LU	HU	MT	AT	PT	RO	SI	SK		UK
2009 Execution	7 711	2 979	15 300	11 710	57 913	55 529	82 831	1 851		98	13 798		4 100	25 332	41 693	2 785	2 571		326 202 m€
2010 Execution	13 762	3 076	14 003		76 793	93 123	85 945	1 470		2	19 098		4 307	40 790	41 549	2 916	3 713		400 547 m€
2011 Execution	5 295	2 907	16 680	2 809	73 166	117 800	93 233	2 472			21 511		3 250	38 976	41 182	2 854	3 780		425 915 m€
2012 Execution	16 719	2 995	16 486	4 207	150 450	109 890	157 363	3 471			25 640		5 999	48 787	40 985	4 090	4 307		591 388 m€
2013 Execution	17 696	3 185	16 945	3 866	163 794	110 167	154 362	3 687			22 592		2 417	50 941	41 161	4 220	4 022		599 055 m€
Total 5 Year	61 182	15 141	79 415	22 592	522 116	486 509	573 734	12 951		100	102 639		20 074	204 827	206 569	16 864	18 393		2 343 107 m€



European Commission
DG Agriculture & Rural
development
Unit: AGRI-G2

**Wine CMO : Submission of technical data
of the national support programme 2009 - 2013
Council Regulation EU 1308/2013 Article 41
Commission Regulation EC 555/2008 Annex VII**

3a. Restructuring and conversion of vineyard in accordance with Article 11	Member STATES ToTal (in eur / Ha)																	Total E.U. (in Eur/ha)	
	BG	CZ 1)	DE	EL	ES	FR	IT	CY	LT	LU 3)	HU	MT	AT 2)	PT	RO	SI	SK		UK
2009 Execution	4 462		6 816	10 817	4 942	23 068	8 163	14 998		8 197	12 497		7 596	11 499	9 431	11 141			9 161 Eur/Ha.
2010 Execution	5 322		8 494		5 338	7 421	8 499	16 126			9 916		5 275	10 129	9 542	12 514	3 203		7 676 Eur/Ha.
2011 Execution	4 799	2 564	8 507	10 727	3 844	6 828	8 801	16 502			12 499		4 397	10 392	7 677	16 788	3 087		6 821 Eur/Ha.
2012 Execution	6 876	3 228	7 512	12 784	4 864	5 977	10 297	16 486			12 501		8 920	10 227	7 675	15 851	2 899		8 575 Eur/Ha.
2013 Execution	6 027	3 185	13 588	11 716	5 654	6 199	10 042	16 768			12 789			11 210	7 484	15 739	5 000		7 440 Eur/Ha.
Total 5 Year	5 744	4 946	8 623	11 276	4 999	7 017	12 415	22 321		8 349	11 978		7 299	10 616	8 186	14 303	4 153		7 796 Eur/Ha.

3b. Ongoing Plans in accordance with Regulation EC N° 1493/1999	Member STATES ToTal (in eur / Ha)																	Total E.U. (in Eur/ha)	
	BG	CZ	DE	EL	ES	FR	IT	CY	LT	LU	HU	MT	AT	PT	RO	SI	SK		UK
2009 Execution	10 213		16 821		7 397	1 347							3 768		5 248				4 098 Eur/Ha.
2010 Execution	10 053		16 618		8 102	7 975							4 884		3 437		8 123		6 909 Eur/Ha.
2011 Execution	4 544				8 452	4 871							4 404				12 034		7 739 Eur/Ha.
2012 Execution					4 395	8 372							4 296				14 280		10 327 Eur/Ha.
2013 Execution					1 112	8 015							18 332				18 480		9 882 Eur/Ha.
Total 5 Year	9 987		16 752		7 640	2 424							4 132		4 599		11 281		5 323 Eur/Ha.

3a+b. Restructuring	Member STATES ToTal (in eur / Ha)																	Total E.U. (in Eur/ha)	
	BG	CZ 1)	DE	EL	ES	FR	IT	CY	LT	LU 3)	HU	MT	AT 2)	PT	RO	SI	SK		UK
2009 Execution	5 223		7 646	10 817	5 980	5 862	8 188	14 998		8 197	12 497		4 293	11 499	7 755	11 141	8 816		7 410 Eur/Ha.
2010 Execution	5 776		8 504		5 716	7 452	8 499	16 126			9 916		5 190	10 205	8 109	12 514	7 979		7 608 Eur/Ha.
2011 Execution	4 796	2 564	8 507	10 727	4 221	6 744	8 805	16 502			12 499		4 398	10 391	7 677	16 788	10 434		6 858 Eur/Ha.
2012 Execution	6 876	3 228	7 507	12 784	4 863	6 002	10 297	16 486			12 501		8 570	10 243	7 675	15 851	11 214		8 591 Eur/Ha.
2013 Execution	6 027	3 185	13 588	11 716	5 636	6 221	10 042	16 768			12 789		6 447	11 213	7 484	15 739	10 055		7 454 Eur/Ha.
Average 3 first years	5 394	7 904	8 199	10 799	5 139	6 756	8 502	15 899		8 349	11 451		4 619	10 562	7 843	13 101	8 992		7 260 Eur/Ha.
Average 5 Year	5 923	4 946	8 774	11 276	5 198	6 448	12 422	22 321		8 349	11 978		6 207	10 637	7 736	14 303	9 664		7 608 Eur/Ha.

1) CZ 20 611 Ha for 2009, 2010 not taken in account due to specific implementation of the restructuring measure.

2) AT 800 Ha for 2013 not taken in account due to specific implementation of the restructuring measure.

3) Financial correction in 2009

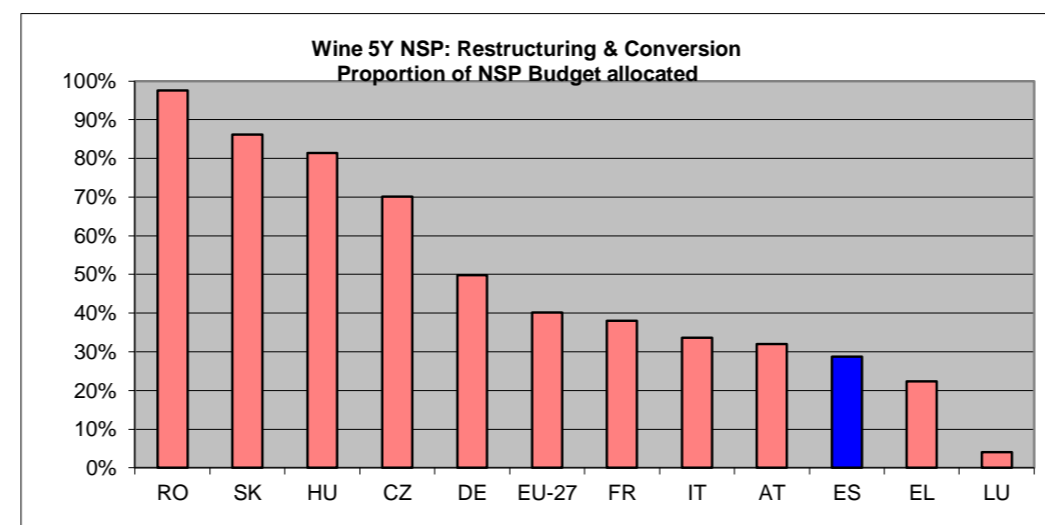
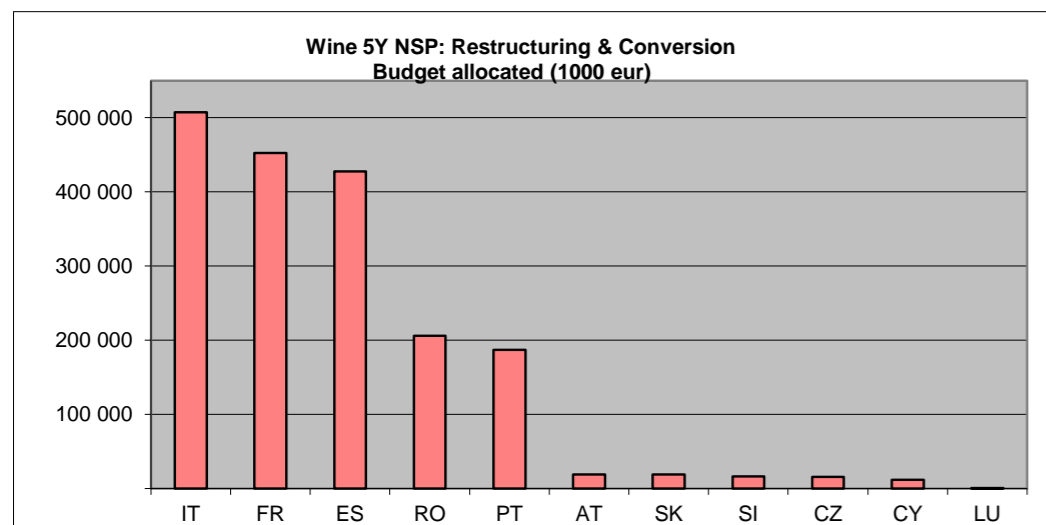
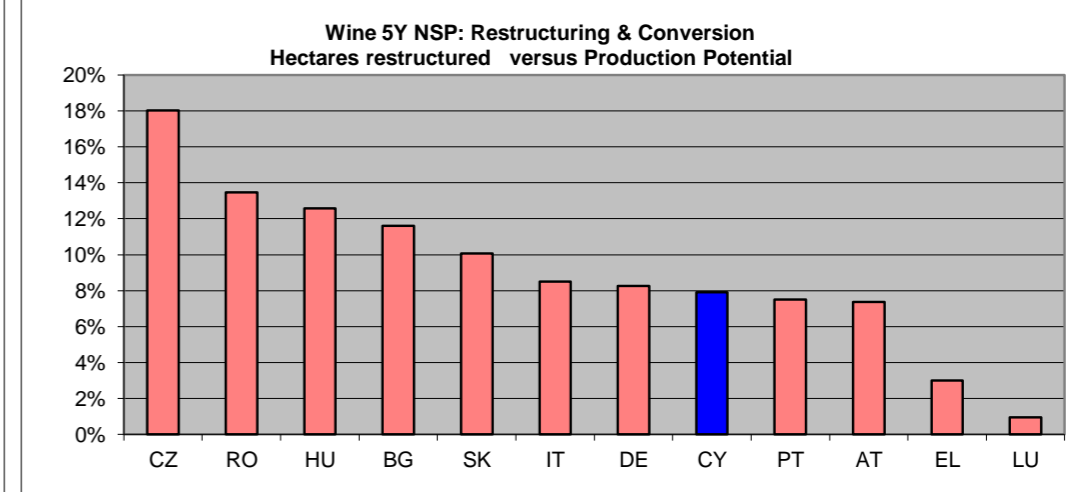
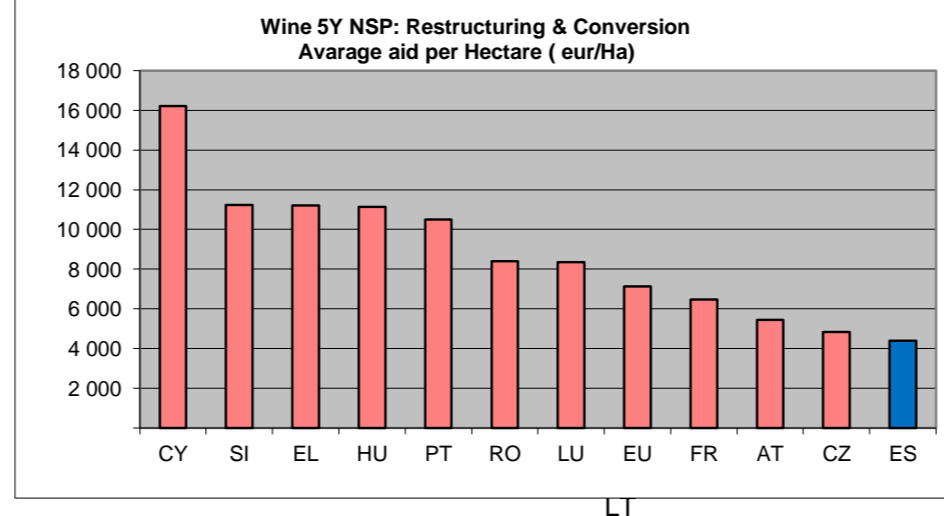
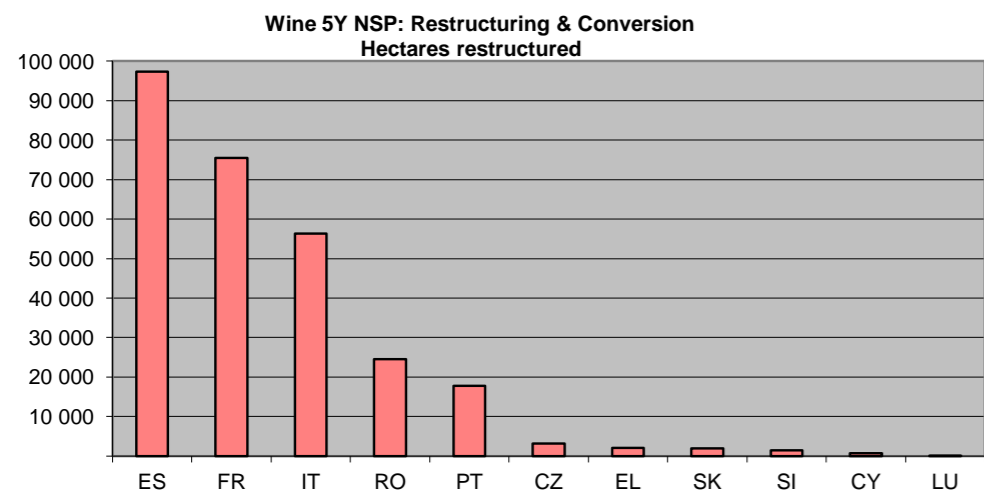


European Commission
DG Agriculture & Rural
development
Unit: AGRI-G2

**Wine CMO : Submission of technical data
of the national support programme 2009 - 2013
Council Regulation EU 1308/2013 Article 41
Commission Regulation EC 555/2008 Annex VII**

WINE 5-year National Support Programmes : RESTRUCTURING & Conversion

Overview		Member States																	Total EU	
		BG	CZ	DE	EL	ES	FR	IT	CY	LT	LU	HU	MT	AT	PT	RO	SI	SK		UK
3a+b. Restructuring	Ha.	10 330	3 062	9 052	2 004	100 450	75 457	46 188	580	12	8 569	3 234	19 257	26 704	1 179	1 903			307 979 Ha	
	m€	61 182	15 141	79 415	22 592	522 116	486 509	573 734	12 951	100	102 639	20 074	204 827	206 569	16 864	18 393			2 343 107 m€	
	€/ha	5 923	4 946	8 774	11 276	5 198	6 448	12 422	22 321	8 349	11 978	6 207	10 637	7 736	14 303	9 664			7 608 Eur/Ha.	
Production Potential 2010	Ha.	68 847	17 370	102 671	67 333	968 298	806 242	663 905	9 066	1 274	71 792	692	46 092	236 816	181 770	16 041	18 971			3 277 179 Ha
% Restructuring / Production Potential	%	15%	18%	9%	3%	10%	9%	7%	6%	1%	12%	0%	7%	8%	15%	7%	10%			9,4%
Available NSP budget	m€	112 683	21 640	164 252	101 475	1 487 851	1 187 388	1 508 531	19 586	202	2 478	122 175	1 687	57 763	274 035	210 500	25 589	21 349	1 172	5 320 356 m€
% Restructuring / Available budget	%	54%	70%	48%	22%	35%	41%	38%	66%	0%	4%	84%	0%	35%	75%	98%	66%	86%	0%	44,0%



Source: DG Communications
Reg. (EU) N° 555/2008 - Annex XIII, Table 14
compilation DG AGRI - C3

Situation : July 2017



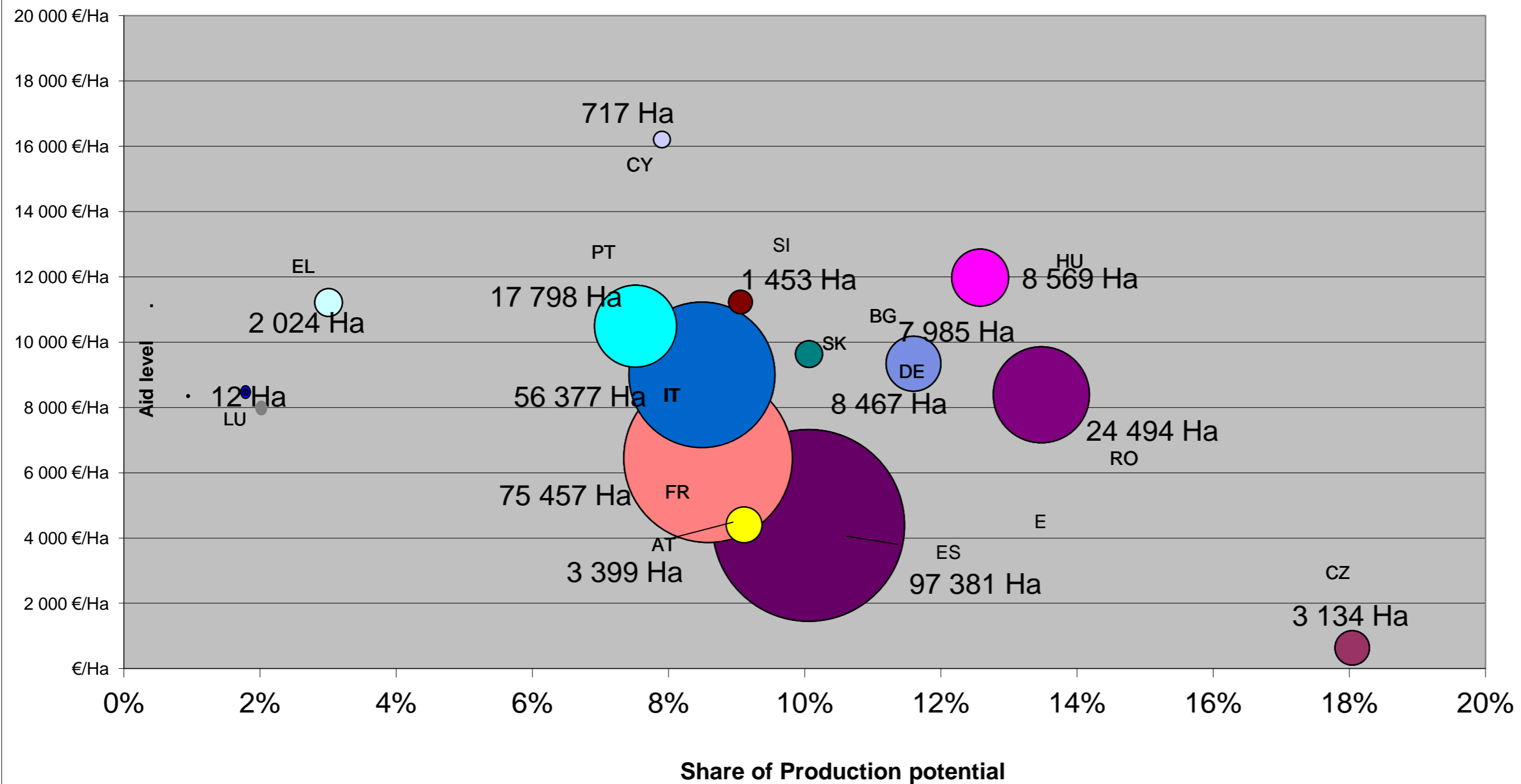
COMMON AGRICULTURAL POLICY
EUROPEAN WINE SECTOR



European Commission
DG Agriculture & Rural
development
Unit: AGRI-G2

Wine CMO : Submission of technical data
of the national support programme 2009 - 2013
Council Regulation EU 1308/2013 Article 41
Commission Regulation EC 555/2008 Annex VII

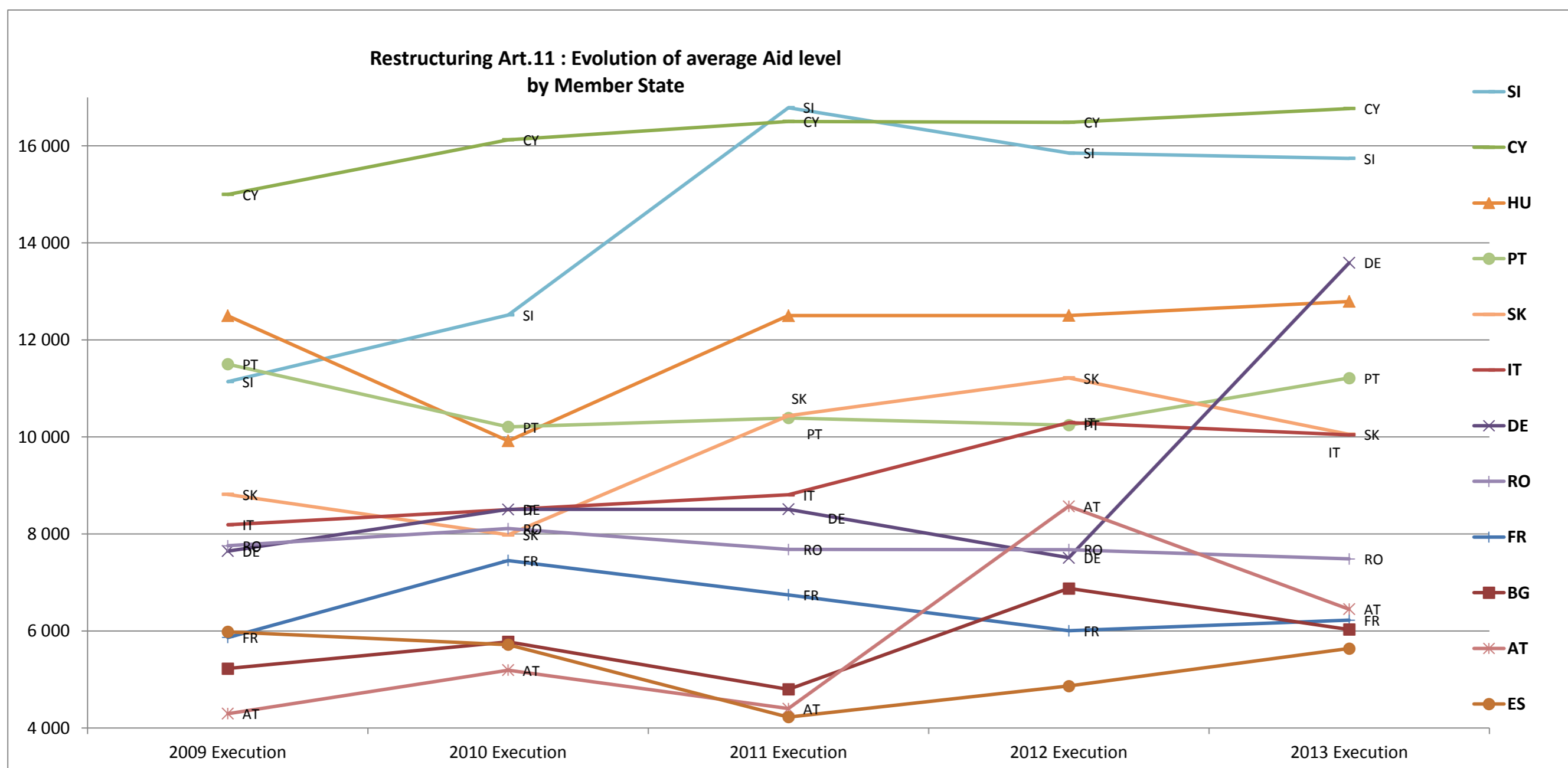
2009-2013 Wine NSP Restructuring and conversion





European Commission
DG Agriculture & Rural
development
Unit: AGRI-G2

Wine CMO : Submission of technical data
of the national support programme 2009 - 2013
Council Regulation EU 1308/2013 Article 41
Commission Regulation EC 555/2008 Annex VII



Source: MS Communications Reg. (EU) N° 555/2008 - Annex VII, compilation DG AGRI - C3, Situation : July 2017



COMMON AGRICULTURAL POLICY
EUROPEAN WINE SECTOR



European Commission
DG Agriculture & Rural
development
Unit: AGRI-G2

Wine CMO : Submission of technical data
of the national support programme 2009 - 2013
Council Regulation EU 1308/2013 Article 41
Commission Regulation EC 555/2008 Annex VII

4. Green Harvesting - 30-06-2016

4-Green harvesting	Member STATES ToTal (in 1 Hectare HA)																	Total E.U. (in Ha)	
	BG	CZ 1)	DE	EL	ES	FR	IT	CY	LT	LU	HU	MT	AT 2)	PT	RO	SI	SK		UK
2009 Execution																78			78 Ha
2010 Execution							9 665	146								89			9 900 Ha
2011 Execution							13 778	294								37			14 109 Ha
2012 Execution							3.793	34											34 Ha
2013 Programming																			Ha
Total 5 Year							23 443	473								204			24 120 Ha

4-Green harvesting	Member STATES ToTal (in 1000 eur)																	Total E.U. (in 1000 Eur)	
	BG	CZ	DE	EL	ES	FR	IT	CY	LT	LU	HU	MT	AT	PT	RO	SI	SK		UK
2009 Execution																131			131 m€
2010 Execution							16 428	226								139			16 793 m€
2011 Execution							23 976	524								65			24 566 m€
2012 Execution							7 569	66											7 635 m€
2013 Programming							1 459									100	0		1 559 m€
Total 5 Year							49 433	816								434			50 683 m€

4-Green harvesting	Member STATES ToTal (in Euro/Ha)																	Total E.U. (in 1000 Eur)	
	BG	CZ	DE	EL	ES	FR	IT	CY	LT	LU	HU	MT	AT	PT	RO	SI	SK		UK
2009 Execution	-	-	-	-	-	-	-	-	-	-	-	-	-	-	-	1 676	-	-	1 676
2010 Execution	-	-	-	-	-	-	1 700	1 548	-	-	-	-	-	-	-	1 559	-	-	1 696
2011 Execution	-	-	-	-	-	-	1 740	1 784	-	-	-	-	-	-	-	1 756	-	-	1 741
2012 Execution	-	-	-	-	-	-	1 996	1 953	-	-	-	-	-	-	-	-	-	-	226 829
2013 Programming	-	-	-	-	-	-	-	-	-	-	-	-	-	-	-	-	-	-	-
Total 5 Year	-	-	-	-	-	-	2 109	1 724	-	-	-	-	-	-	-	2 130	-	-	2 101



COMMON AGRICULTURAL POLICY
EUROPEAN WINE SECTOR



European Commission
DG Agriculture & Rural
development
Unit: AGRI-G2

**Wine CMO : Submission of technical data
of the national support programme 2009 - 2013
Council Regulation EU 1308/2013 Article 41
Commission Regulation EC 555/2008 Annex VII**

4. Green Harvesting - 30-06-2016