

# AGRI-FOOD TRADE STATISTICAL FACTSHEET

## European Union - Timor-Leste

### Notes to the reader:

The data used in this factsheet were provided by ISDB and extracted from the **COMEXT-EUROSTAT** database unless otherwise indicated, in statistical regime IV.

"EU" refers to the European Union at 27 members (after the withdrawal of the UK) for all years indicated.

"Agri-food products" refers to the WTO definition of agricultural products and includes the chapters 1-24 (excluding fish and fish products) of the Harmonised System, and a number of headings in chapters 33, 35, 38, 41, 43 and 51-53. The aggregate of EU Agri-food trade does not contain tariff codes CN 3302.10.40 and CN 3302.10.90 (some odoriferous substances which are regarded as industrial products).

The details of the **product categories** referred to in this factsheet are available on: [https://ec.europa.eu/info/sites/info/files/food-farming-fisheries/farming/documents/agrifood-product-classes-details\\_en.pdf](https://ec.europa.eu/info/sites/info/files/food-farming-fisheries/farming/documents/agrifood-product-classes-details_en.pdf)

More trade statistics including main economic indicators, GDP by sector, trade in goods and trade in commercial services are provided by the EU Commission Directorate-General for Trade on their website: [https://agriculture.ec.europa.eu/data-and-analysis/markets/trade-data/trade-countryregion/trade-value\\_en](https://agriculture.ec.europa.eu/data-and-analysis/markets/trade-data/trade-countryregion/trade-value_en)

Extraction date: 18-04-2023

| Table of Contents  | pg |
|--|----|
| 1. Selection of indicators                                       |    |
| - Agricultural indicators  | 2  |
| - Trade indicators   | 2  |
| - Ranking of EU main Agri-food trade partners and Timor-Leste    | 2  |
| 2. Structure of EU Agri-food trade with Timor-Leste, 2012 - 2022 | 3  |
| 3. EU Agri-food EXPORTS to Timor-Leste by product category       |    |
| - Top EU Agri-food exports in 2022                               | 4  |
| - Evolution of 15 top EU Agri-food exports, 2018 - 2022          | 4  |
| - Evolution of EU Agri-food exports, 2018 - 2022                 | 5  |
| 4. EU Agri-food IMPORTS from Timor-Leste by product category     |    |
| - Top EU Agri-food imports in 2022                               | 6  |
| - Evolution of 15 top EU Agri-food imports, 2018 - 2022          | 6  |
| - Evolution of EU Agri-food imports, 2018 - 2022                 | 7  |
| 5. EU Agri-food trade with Timor-Leste by HS chapters            |    |
| - Evolution of EU Agri-food exports, 2018 - 2022                 | 8  |
| - Evolution of EU Agri-food imports, 2018 - 2022                 | 8  |

### DISCLAIMER

Any error in the data provided is the sole responsibility of the EU Commission Directorate-General for Agriculture and Rural Development Unit G.1.

Please send your feedback to: [agri-G1@ec.europa.eu](mailto:agri-G1@ec.europa.eu)

## EU Agri-Food trade with: Timor-Leste

### 1. Selection of indicators

#### Agricultural indicators

|                              | Unit                    | Period | World | Partner |
|------------------------------|-------------------------|--------|-------|---------|
| 1 Agriculture, value added   | (% of GDP)              | 2019   | 4.0   | 14.0    |
| 2 Employment in agriculture  | (% of total employment) | 2019   | 26.7  | 39.3    |
| 3 Arable land                | (ha)                    | 2018   | n.a.  | 155 000 |
| 4 Crop production index      | (2004 2006 = 100)       | 2014   | 0.2   | 96.4    |
| 5 Livestock production index | (2004 2006 = 100)       | 2014   | 0.2   | 92.1    |
| 6 Food production index      | (2004 2006 = 100)       | 2014   | 0.2   | 99.0    |
| 7 Rural population           | (% of total population) | 2019   | 44.3  | 69.1    |

Source: World Bank

#### Trade indicators

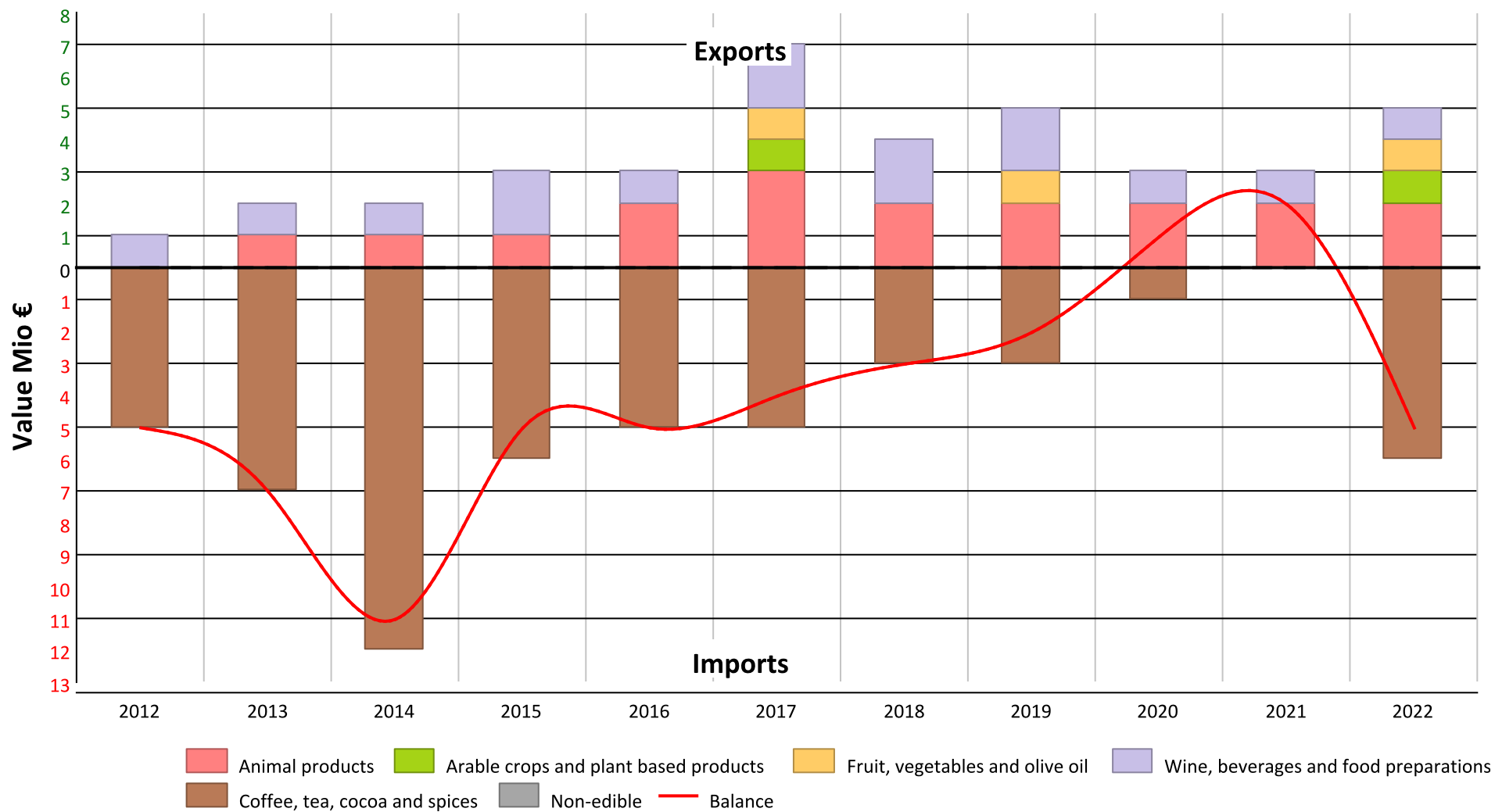
|   | Unit  | Exports   | Imports   | Balance  |
|---|-------|-----------|-----------|----------|
| <b>EU27 Agri-food trade with Timor-Leste</b>    |       |           |           |          |
| Agri-food trade value                           | Mio € | 5         | 6         | -1       |
| - as share of EU27 total Agri-food trade        | (%)   | 0.0       | 0.0       |          |
| - as share of EU27 total trade with Timor-Leste | (%)   | 25.0      | 85.7      |          |
| % change 2021 - 2022                            |       | 0.0       |           |          |
| Annual rate of change from 2012 - 2022          | (%)   | 9.6       | 1.8       |          |
| <b>EU27 total trade with Timor-Leste</b>        |       |           |           |          |
| Total trade value                               | Mio € | 20        | 7         | 13       |
| - as share of EU27 total trade                  | (%)   | 0.0       | 0.0       |          |
| <b>EU27 world trade</b>                         |       |           |           |          |
| Total trade value                               | Mio € | 2 572 884 | 3 003 132 | -430 248 |
| Total Agri-food trade                           | Mio € | 229 559   | 172 002   | 57 557   |
| - as share of EU27 total trade                  | (%)   | 8.9       | 5.7       | -13.4    |

#### Ranking of EU main Agri-food trade partners and Timor-Leste

| Top Destinations: 2022 |                      |                |                     | Top Origins: 2022 |                    |                |                     |
|------------------------|----------------------|----------------|---------------------|-------------------|--------------------|----------------|---------------------|
|                        |                      | Value<br>Mio € | % Share<br>Extra-EU |                   |                    | Value<br>Mio € | % Share<br>Extra-EU |
| 1                      | United Kingdom       | 47 879         | 21.0                | 1                 | Brazil             | 20 190         | 11.8                |
| 2                      | USA                  | 29 011         | 12.8                | 2                 | United Kingdom     | 15 249         | 8.9                 |
| 3                      | China                | 15 819         | 7.0                 | 3                 | Ukraine            | 13 213         | 7.7                 |
| 4                      | Switzerland          | 11 196         | 4.9                 | 4                 | USA                | 12 279         | 7.2                 |
| 5                      | Japan                | 8 330          | 3.7                 | 5                 | China              | 9 811          | 5.7                 |
| 6                      | Russia               | 7 134          | 3.1                 | 6                 | Argentina          | 6 956          | 4.1                 |
| 7                      | Norway               | 5 890          | 2.6                 | 7                 | Indonesia          | 6 708          | 3.9                 |
| 8                      | Saudi Arabia         | 4 817          | 2.1                 | 8                 | Türkiye            | 5 624          | 3.3                 |
| 9                      | Canada               | 4 731          | 2.1                 | 9                 | Switzerland        | 4 846          | 2.8                 |
| 10                     | South Korea          | 4 609          | 2.0                 | 10                | Australia          | 3 856          | 2.2                 |
| 11                     | Türkiye              | 4 162          | 1.8                 | 11                | India              | 3 669          | 2.1                 |
| 12                     | Morocco              | 4 010          | 1.8                 | 12                | Ivory Coast        | 3 509          | 2.0                 |
| 13                     | Australia            | 3 838          | 1.7                 | 13                | Vietnam            | 3 460          | 2.0                 |
| 14                     | Algeria              | 3 605          | 1.6                 | 14                | Malaysia           | 3 404          | 2.0                 |
| 15                     | United Arab Emirates | 3 256          | 1.4                 | 15                | Peru               | 3 379          | 2.0                 |
| 16                     | Israel               | 3 176          | 1.4                 | 16                | Morocco            | 3 256          | 1.9                 |
| 17                     | Ukraine              | 2 928          | 1.3                 | 17                | Canada             | 2 974          | 1.7                 |
| 18                     | Egypt                | 2 844          | 1.3                 | 18                | Colombia           | 2 650          | 1.5                 |
| 19                     | Brazil               | 2 352          | 1.0                 | 19                | South Africa       | 2 620          | 1.5                 |
| 20                     | Mexico               | 2 311          | 1.0                 | 20                | Thailand           | 2 361          | 1.4                 |
| 174                    | <b>Timor-Leste</b>   | 5              | 0.0                 | 131               | <b>Timor-Leste</b> | 6              | 0.0                 |
|                        | Rest of the World    | 55 593         | 23.1                |                   | Rest of the World  | 41 407         | 23.4                |

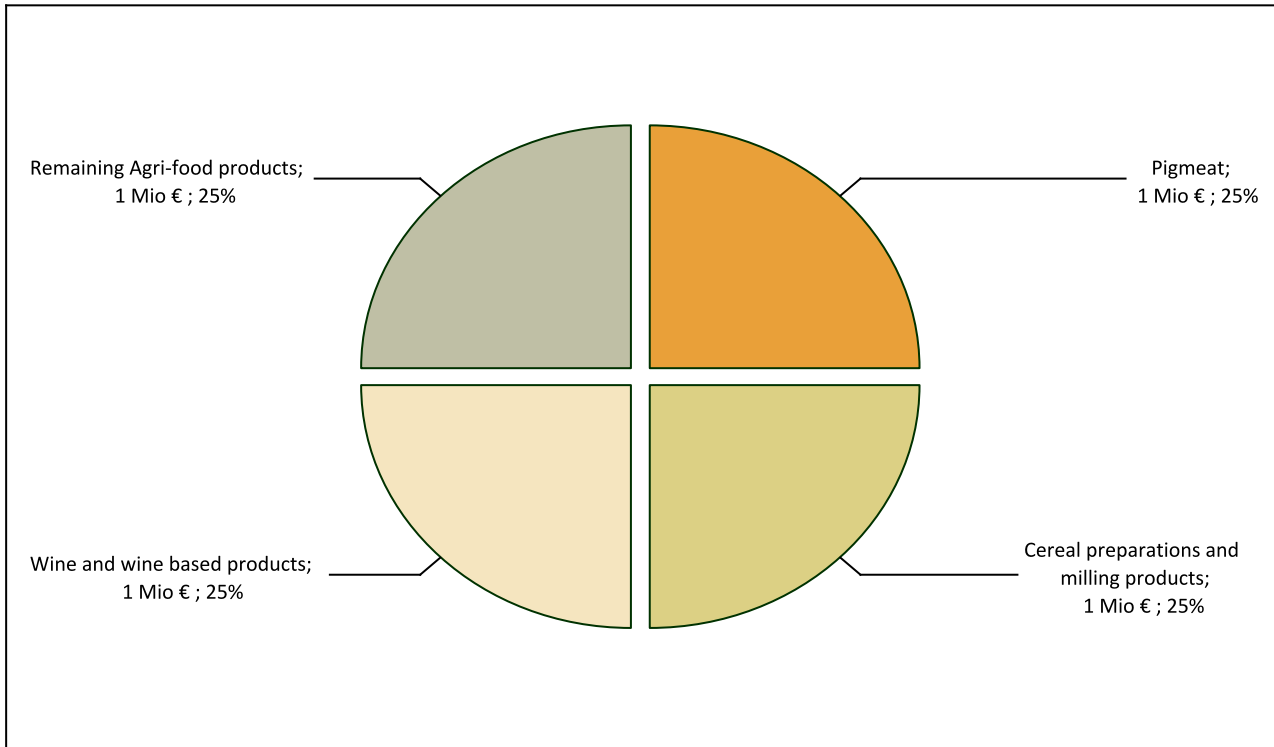
## EU Agri-Food trade with: Timor-Leste

### 2. Structure of EU Agri-food trade with Timor-Leste, 2012 - 2022



3. EU Agri-food EXPORTS to Timor-Leste by product category

Top EU Agri-food exports to Timor-Leste in 2022



Evolution of 15 top EU Agri-food exports to Timor-Leste, 2018 - 2022

|    |  | Exports     |      |      |      |      |                        |                  |
|----|--|-------------|------|------|------|------|------------------------|------------------|
|    |  | Value Mio € |      |      |      |      | %                      |                  |
|    |  | 2018        | 2019 | 2020 | 2021 | 2022 | Share in all Agri 2022 | Change 2021-2022 |
|    | Agri-food                                  | 4           | 5    | 3    | 5    | 5    | 100.0                  | 0.0              |
| 1  | Pigmeat                                    | 1           | 1    | 1    | 2    | 1    | 20.0                   | -50.0            |
| 2  | Cereal preparations and milling products   | 0           | 0    | 0    | 0    | 1    | 20.0                   |                  |
| 3  | Wine and wine based products               | 1           | 1    | 1    | 1    | 1    | 20.0                   | 0.0              |
| 4  | Preparations of fruit, nuts and vegetables | 0           | 0    | 0    | 0    | 0    | 0.0                    |                  |
| 5  | Spirits and liqueurs                       | 0           | 0    | 0    | 0    | 0    | 0.0                    |                  |
| 6  | Cereals                                    | 0           | 0    | 0    | 0    | 0    | 0.0                    |                  |
| 7  | Dairy products                             | 0           | 0    | 0    | 0    | 0    | 0.0                    |                  |
| 8  | Beer, cider and other beverages            | 1           | 1    | 0    | 0    | 0    | 0.0                    |                  |
| 9  | Olives and olive oil                       | 0           | 0    | 0    | 0    | 0    | 0.0                    |                  |
| 10 | Confectionery and chocolate                | 0           | 0    | 0    | 0    | 0    | 0.0                    |                  |
| 11 | Mixed food preparations and ingredients    | 0           | 0    | 0    | 0    | 0    | 0.0                    |                  |
| 12 | Other animal products                      | 0           | 0    | 0    | 0    | 0    | 0.0                    |                  |
| 13 | Coffee, tea, cocoa and spices              | 0           | 0    | 0    | 0    | 0    | 0.0                    |                  |
| 14 | Poultry and eggs                           | 0           | 0    | 0    | 0    | 0    | 0.0                    |                  |
| 15 | Fruit and nuts                             | 0           | 0    | 0    | 0    | 0    | 0.0                    |                  |
|    | Remaining Agri-food products               | 0           | 0    | 0    | 0    | 0    | 0.0                    |                  |

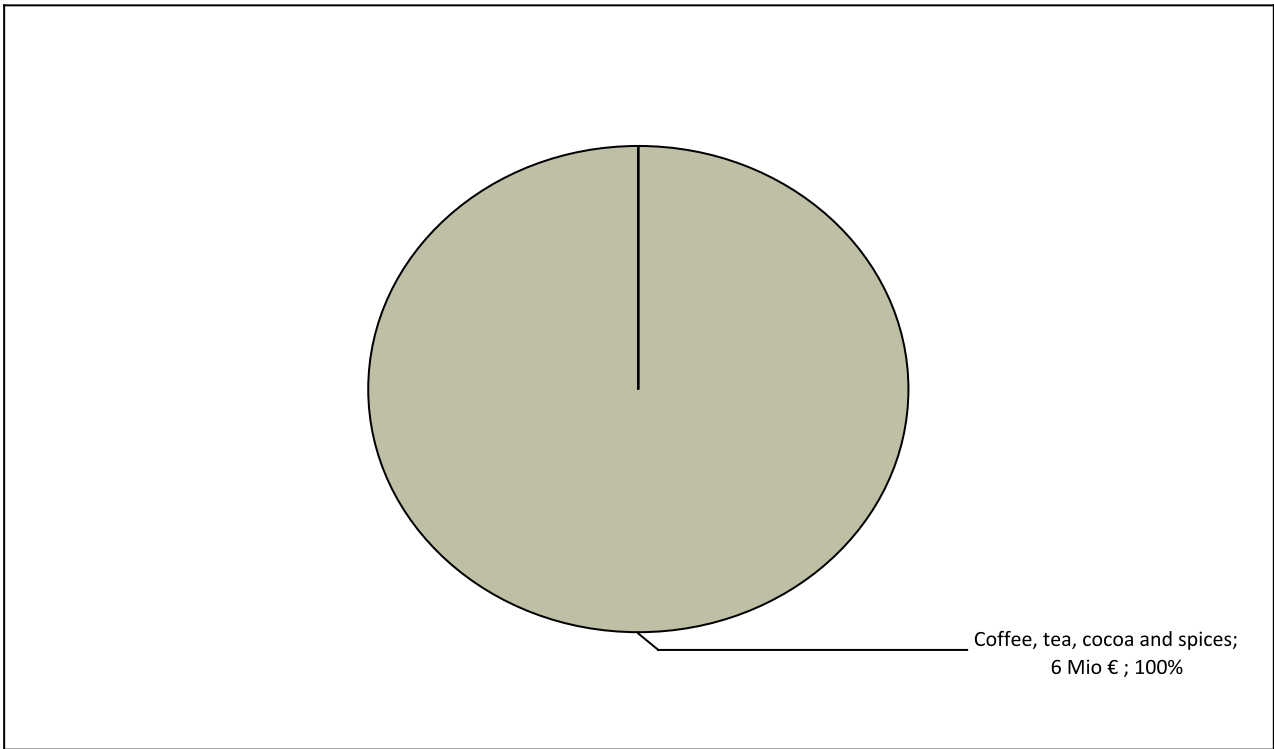
## EU Agri-Food trade with: Timor-Leste

### Evolution of EU Agri-food exports to Timor-Leste, 2018 - 2022

|   | Exports     |      |      |      |      |                        |                  |
|---|-------------|------|------|------|------|------------------------|------------------|
|   | Value Mio € |      |      |      |      | %                      |                  |
|   | 2018        | 2019 | 2020 | 2021 | 2022 | Share in all Agri 2022 | Change 2021-2022 |
| <b>Agri-food</b>                                | 4           | 5    | 3    | 5    | 5    | 100.0                  | 0.0              |
| <b>Animal products</b>                          | 2           | 2    | 2    | 2    | 2    | 40.0                   | 0.0              |
| - Beef and veal                                 | 0           | 0    | 0    | 0    | 0    | 0.0                    |                  |
| - Pigmeat                                       | 1           | 1    | 1    | 2    | 1    | 20.0                   | -50.0            |
| - Poultry and eggs                              | 0           | 0    | 0    | 0    | 0    | 0.0                    |                  |
| - Sheep and goat                                |             | 0    | 0    | 0    |      |                        |                  |
| - Dairy products                                | 0           | 0    | 0    | 0    | 0    | 0.0                    |                  |
| - Other animal products                         | 0           | 0    | 0    | 0    | 0    | 0.0                    |                  |
| <b>Arable crops and plant based products</b>    | 0           | 0    | 0    | 0    | 1    | 20.0                   |                  |
| - Cereals                                       | 0           | 0    | 0    | 0    | 0    | 0.0                    |                  |
| - Cereal preparations and milling products      | 0           | 0    | 0    | 0    | 1    | 20.0                   |                  |
| - Oilseeds and protein crops                    | 0           | 0    | 0    | 0    | 0    | 0.0                    |                  |
| - Vegetable oils (Oilseeds and Palm)            | 0           | 0    | 0    | 0    | 0    | 0.0                    |                  |
| - Margarine and other oils and fats (vegetable) | 0           | 0    | 0    | 0    | 0    | 0.0                    |                  |
| - Sugar and isoglucose                          | 0           | 0    | 0    | 0    | 0    | 0.0                    |                  |
| <b>Fruit, vegetables and olive oil</b>          | 0           | 1    | 0    | 0    | 1    | 20.0                   |                  |
| - Vegetables                                    | 0           | 0    | 0    | 0    | 0    | 0.0                    |                  |
| - Fruit and nuts                                | 0           | 0    | 0    | 0    | 0    | 0.0                    |                  |
| - Preparations of fruit, nuts and vegetables    | 0           | 0    | 0    | 0    | 0    | 0.0                    |                  |
| - Olives and olive oil                          | 0           | 0    | 0    | 0    | 0    | 0.0                    |                  |
| <b>Wine, beverages and food preparations</b>    | 2           | 2    | 1    | 1    | 1    | 20.0                   | 0.0              |
| - Wine and wine based products                  | 1           | 1    | 1    | 1    | 1    | 20.0                   | 0.0              |
| - Spirits and liqueurs                          | 0           | 0    | 0    | 0    | 0    | 0.0                    |                  |
| - Beer, cider and other beverages               | 1           | 1    | 0    | 0    | 0    | 0.0                    |                  |
| - Confectionery and chocolate                   | 0           | 0    | 0    | 0    | 0    | 0.0                    |                  |
| - Mixed food preparations and ingredients       | 0           | 0    | 0    | 0    | 0    | 0.0                    |                  |
| <b>Coffee, tea, cocoa and spices</b>            | 0           | 0    | 0    | 0    | 0    | 0.0                    |                  |
| - Coffee, tea, cocoa and spices                 | 0           | 0    | 0    | 0    | 0    | 0.0                    |                  |
| <b>Non-edible</b>                               | 0           | 0    | 0    | 0    | 0    | 0.0                    |                  |
| - Pet food and forage crops                     | 0           | 0    | 0    | 0    | 0    | 0.0                    |                  |
| - Tobacco, cigars and cigarettes                |             |      | 0    | 0    |      |                        |                  |
| - Horticulture                                  |             | 0    |      |      |      |                        |                  |
| - Non edible for technical use                  | 0           | 0    | 0    | 0    | 0    | 0.0                    |                  |
| - Unspecified                                   |             |      | 0    |      |      |                        |                  |

4. EU Agri-food IMPORTS from Timor-Leste by product category

Top EU Agri-food imports from Timor-Leste in 2022



Evolution of 15 top EU Agri-food imports from Timor-Leste, 2018 - 2022

|   |  | Imports     |      |      |      |      |                        |                  |
|---|--|-------------|------|------|------|------|------------------------|------------------|
|   |  | Value Mio € |      |      |      |      | %                      |                  |
|   |  | 2018        | 2019 | 2020 | 2021 | 2022 | Share in all Agri 2022 | Change 2021-2022 |
|   | Agri-food                                  | 3           | 3    | 1    | 0    | 6    | 100.0                  |                  |
| 1 | Coffee, tea, cocoa and spices              | 3           | 3    | 1    | 0    | 6    | 100.0                  |                  |
| 2 | Sugar and isoglucose                       |             |      |      |      | 0    | 0.0                    |                  |
| 3 | Horticulture                               |             |      |      |      | 0    | 0.0                    |                  |
| 4 | Cereal preparations and milling products   |             | 0    |      |      |      |                        |                  |
| 4 | Cereals                                    |             |      |      | 0    |      |                        |                  |
| 4 | Preparations of fruit, nuts and vegetables |             |      |      | 0    |      |                        |                  |
| 4 | Beer, cider and other beverages            |             |      | 0    | 0    |      |                        |                  |

Evolution of EU Agri-food imports from Timor-Leste, 2018 - 2022

|   | Imports     |          |          |          |          |                        |                  |
|---|-------------|----------|----------|----------|----------|------------------------|------------------|
|   | Value Mio € |          |          |          |          | %                      |                  |
|   | 2018        | 2019     | 2020     | 2021     | 2022     | Share in all Agri 2022 | Change 2021-2022 |
| <b>Agri-food</b>                                | <b>3</b>    | <b>3</b> | <b>1</b> | <b>0</b> | <b>6</b> | <b>100.0</b>           |                  |
| <b>Animal products</b>                          |             |          |          |          |          |                        |                  |
| - Beef and veal                                 |             |          |          |          |          |                        |                  |
| - Pigmeat                                       |             |          |          |          |          |                        |                  |
| - Poultry and eggs                              |             |          |          |          |          |                        |                  |
| - Sheep and goat                                |             |          |          |          |          |                        |                  |
| - Dairy products                                |             |          |          |          |          |                        |                  |
| - Other animal products                         |             |          |          |          |          |                        |                  |
| <b>Arable crops and plant based products</b>    |             | <b>0</b> |          | <b>0</b> | <b>0</b> | <b>0.0</b>             |                  |
| - Cereals                                       |             |          |          | <b>0</b> |          |                        |                  |
| - Cereal preparations and milling products      |             | <b>0</b> |          |          |          |                        |                  |
| - Oilseeds and protein crops                    |             |          |          |          |          |                        |                  |
| - Vegetable oils (Oilseeds and Palm)            |             |          |          |          |          |                        |                  |
| - Margarine and other oils and fats (vegetable) |             |          |          |          |          |                        |                  |
| - Sugar and isoglucose                          |             |          |          |          | <b>0</b> | <b>0.0</b>             |                  |
| <b>Fruit, vegetables and olive oil</b>          |             |          | <b>0</b> | <b>0</b> |          |                        |                  |
| - Vegetables                                    |             |          |          |          |          |                        |                  |
| - Fruit and nuts                                |             |          |          |          |          |                        |                  |
| - Preparations of fruit, nuts and vegetables    |             |          |          | <b>0</b> |          |                        |                  |
| - Olives and olive oil                          |             |          | <b>0</b> |          |          |                        |                  |
| <b>Wine, beverages and food preparations</b>    |             |          | <b>0</b> | <b>0</b> |          |                        |                  |
| - Wine and wine based products                  |             |          |          |          |          |                        |                  |
| - Spirits and liqueurs                          |             |          |          |          |          |                        |                  |
| - Beer, cider and other beverages               |             |          | <b>0</b> | <b>0</b> |          |                        |                  |
| - Confectionery and chocolate                   |             |          |          |          |          |                        |                  |
| - Mixed food preparations and ingredients       |             |          | <b>0</b> |          |          |                        |                  |
| <b>Coffee, tea, cocoa and spices</b>            | <b>3</b>    | <b>3</b> | <b>1</b> | <b>0</b> | <b>6</b> | <b>100.0</b>           |                  |
| - Coffee, tea, cocoa and spices                 | <b>3</b>    | <b>3</b> | <b>1</b> | <b>0</b> | <b>6</b> | <b>100.0</b>           |                  |
| <b>Non-edible</b>                               |             |          |          |          | <b>0</b> | <b>0.0</b>             |                  |
| - Pet food and forage crops                     |             |          |          |          |          |                        |                  |
| - Tobacco, cigars and cigarettes                |             |          |          |          |          |                        |                  |
| - Horticulture                                  |             |          |          |          | <b>0</b> | <b>0.0</b>             |                  |
| - Non edible for technical use                  |             |          |          |          |          |                        |                  |
| - Unspecified                                   |             |          |          |          |          |                        |                  |

5. EU Agri-food trade with Timor-Leste by HS chapters

Evolution of EU Agri-food exports to Timor-Leste, 2018 - 2022

|    |   | Exports     |      |      |      |      |                        |                  |
|----|---|-------------|------|------|------|------|------------------------|------------------|
|    |   | Value Mio € |      |      |      |      | %                      |                  |
|    |   | 2018        | 2019 | 2020 | 2021 | 2022 | Share in all Agri 2022 | Change 2021-2022 |
|    | Agri-food                                   | 4           | 5    | 3    | 5    | 5    | 100.0                  | 0.0              |
| 01 | Live Animals                                |             |      |      |      |      |                        |                  |
| 02 | Meat and edible meat offal                  | 1           | 1    | 1    | 2    | 1    | 20.0                   | -50.0            |
| 04 | Dairy produce                               | 0           | 0    | 0    | 0    | 0    | 0.0                    |                  |
| 05 | Products of animal origin                   |             |      |      |      |      |                        |                  |
| 06 | Live trees and other plants                 |             | 0    |      |      |      |                        |                  |
| 07 | Edible vegetables, roots & tubers           | 0           | 0    | 0    | 0    | 0    | 0.0                    |                  |
| 08 | Edible fruits & nuts                        | 0           | 0    | 0    | 0    | 0    | 0.0                    |                  |
| 09 | Coffee, tea, mate & spices                  | 0           | 0    | 0    | 0    | 0    | 0.0                    |                  |
| 10 | Cereals                                     | 0           | 0    | 0    | 0    | 0    | 0.0                    |                  |
| 11 | Products of the milling industry            | 0           | 0    | 0    | 0    | 0    | 0.0                    |                  |
| 12 | Oil seeds & oleaginous fruits               | 0           | 0    | 0    | 0    | 0    | 0.0                    |                  |
| 13 | Lacs, gums, resins & other veg. saps        | 0           | 0    | 0    | 0    | 0    | 0.0                    |                  |
| 14 | Vegetable products n.e.s.                   |             |      |      |      |      |                        |                  |
| 15 | Animal or vegetable fats & oils             | 0           | 0    | 0    | 0    | 0    | 0.0                    |                  |
| 16 | Preparations of meat                        | 0           | 0    | 0    | 0    | 1    | 20.0                   |                  |
| 17 | Sugars & sugar confectionery                | 0           | 0    | 0    | 0    | 0    | 0.0                    |                  |
| 18 | Cocoa & cocoa preparations                  | 0           | 0    | 0    | 0    | 0    | 0.0                    |                  |
| 19 | Preps. of cereals, flour, starch, etc.      | 0           | 0    | 0    | 0    | 1    | 20.0                   |                  |
| 20 | Preps. of vegetables, fruits, nuts & plants | 0           | 0    | 0    | 0    | 0    | 0.0                    |                  |
| 21 | Miscellaneous edible preparations           | 0           | 0    | 0    | 0    | 0    | 0.0                    |                  |
| 22 | Beverages, spirits & vinegar                | 2           | 2    | 1    | 1    | 1    | 20.0                   | 0.0              |
| 23 | Residues and waste from food industry       | 0           | 0    | 0    | 0    | 0    | 0.0                    |                  |
| 24 | Tobacco & tobacco products                  |             |      | 0    | 0    |      |                        |                  |
|    | Other WTO products outside chapters 1-24    | 0           | 0    | 0    | 0    | 0    | 0.0                    |                  |

Evolution of Agri-food imports from Timor-Leste, 2018 - 2022

|    |   | Imports     |      |      |      |      |                        |                  |
|----|---|-------------|------|------|------|------|------------------------|------------------|
|    |   | Value Mio € |      |      |      |      | %                      |                  |
|    |   | 2018        | 2019 | 2020 | 2021 | 2022 | Share in all Agri 2022 | Change 2021-2022 |
|    | Agri-food                                   | 3           | 3    | 1    | 0    | 6    | 100.0                  |                  |
| 01 | Live Animals                                |             |      |      |      |      |                        |                  |
| 02 | Meat and edible meat offal                  |             |      |      |      |      |                        |                  |
| 04 | Dairy produce                               |             |      |      |      |      |                        |                  |
| 05 | Products of animal origin                   |             |      |      |      |      |                        |                  |
| 06 | Live trees and other plants                 |             |      |      |      | 0    | 0.0                    |                  |
| 07 | Edible vegetables, roots & tubers           |             |      |      |      |      |                        |                  |
| 08 | Edible fruits & nuts                        |             |      |      |      |      |                        |                  |
| 09 | Coffee, tea, mate & spices                  | 3           | 3    | 1    | 0    | 6    | 100.0                  |                  |
| 10 | Cereals                                     |             |      |      | 0    |      |                        |                  |
| 11 | Products of the milling industry            |             | 0    |      |      |      |                        |                  |
| 12 | Oil seeds & oleaginous fruits               |             |      |      |      |      |                        |                  |
| 13 | Lacs, gums, resins & other veg. saps        |             |      |      |      |      |                        |                  |
| 14 | Vegetable products n.e.s.                   |             |      |      |      |      |                        |                  |
| 15 | Animal or vegetable fats & oils             |             |      | 0    |      |      |                        |                  |
| 16 | Preparations of meat                        |             |      |      |      |      |                        |                  |
| 17 | Sugars & sugar confectionery                |             |      |      |      | 0    | 0.0                    |                  |
| 18 | Cocoa & cocoa preparations                  |             |      |      |      |      |                        |                  |
| 19 | Preps. of cereals, flour, starch, etc.      |             |      |      |      |      |                        |                  |
| 20 | Preps. of vegetables, fruits, nuts & plants |             |      |      | 0    |      |                        |                  |
| 21 | Miscellaneous edible preparations           |             |      | 0    | 0    |      |                        |                  |
| 22 | Beverages, spirits & vinegar                |             |      | 0    | 0    |      |                        |                  |
| 23 | Residues and waste from food industry       |             |      |      |      |      |                        |                  |
| 24 | Tobacco & tobacco products                  |             |      |      |      |      |                        |                  |
|    | Other WTO products outside chapters 1-24    |             |      |      |      |      |                        |                  |