



EU banana market

European Commission
DG Agriculture and Rural
Development
Unit E2 Wine, spirits and
horticultural products

June 2023



EU PRODUCTION AND PRICES

(Member States' notifications of 15.06.2023)
January – April 2023 (actual data)
May - December 2023 (forecast)

This statistical document has been prepared by Unit E.2 of DG AGRI, in order to inform or stimulate discussion at the Committee for the CMO. It is a mere working document; some data may be missing or approximate.

Sources: MSs' notifications and EUROSTAT Comext

EU banana production 2022

	2022	Bananas produced in the Union and marketed in their region of production		Bananas produced in the Union and marketed outside their region of production	
		quantity (tonnes)	price* Euro/kg	quantity (tonnes)	price** Euro/kg
Cyprus	Jan-Apr	1.072	0,35	35	0,35
	May-Aug	108	0,43	0	0,00
	Sept-Dec	909	0,46	46	0,46
	Total	2.169	2.089	0,40	81
Greece	Jan-Apr	413	0,99	113	0,97
	May-Aug	293	0,92	98	0,93
	Sept-Dec	389	1,00	122	1,00
	Total	1.428	1.095	0,97	333
Spain	Jan-Apr	17.222	1,06	110.866	1,22
	May-Aug	14.010	1,21	80.805	1,54
	Sept-Dec	17.788	1,03	106.328	1,14
	Total	347.019	49.020	1,09	297.999
Martinique	Jan-Apr	1.058	0,64	47.555	0,71
	May-Aug	855	0,48	52.630	0,64
	Sept-Dec	1.421	0,52	48.112	0,70
	Total	151.630	3.334	0,55	148.297
Guadeloupe	Jan-Apr	982	0,41	15.583	0,70
	May-Aug	895	0,37	21.797	0,63
	Sept-Dec	801	0,47	15.284	0,70
	Total	55.342	2.678	0,41	52.664
Total France	206.972	6.012	0,49	200.961	0,68
Portugal	Jan-Apr	1.669	0,80	4.503	1,49
	May-Aug	2.005	0,81	8.226	1,11
	Sept-Dec	1.748	0,76	7.439	1,18
	Total	25.591	5.423	0,79	20.168
Total EU	Jan-Apr	22.415	0,96	178.655	1,05
	May-Aug	18.167	1,08	163.556	1,11
	Sept-Dec	23.056	0,94	177.331	0,98
	Total	583.179	63.638	0,98	519.542

* Average selling price of green bananas on the local market.

** Average selling price at the stage of delivery at the first port of unloading (goods not unloaded).

EU production forecast Jan-Dec 2023

15-06-23	2023	Bananas produced in the Union and marketed in their region of production		Bananas produced in the Union and marketed outside their region of production	
		quantity (tonnes)	price* Euro/kg	quantity (tonnes)	price** Euro/kg
Cyprus	Jan-Apr 2023	1.151	0,46	43	0,46
	May-Aug 2023	120	0,45	0	0,00
	Sept-Dec 2023	1.000	0,45	0	0,00
	Total	2.314	2.271	0,46	43
Greece	Jan-Apr 2023	413	1,03	110	1,08
	May-Aug 2023	282	0,96	95	0,99
	Sept-Dec 2023	380	1,03	115	1,08
	Total	1.394	1.075	1,01	320
Spain	Jan-Apr 2023	18.724	0,76	137.436	0,85
	May-Aug 2023	14.000	0,60	97.000	0,70
	Sept-Dec 2023	18.000	0,75	110.000	1,00
	Total	395.160	50.724	0,71	344.436
Martinique	Jan-Apr 2023	975	0,45	38.228	0,77
	May-Aug 2023	1.000	0,45	52.001	0,69
	Sept-Dec 2023	1.000	0,45	61.653	0,72
	Total	154.857	2.975	0,45	151.882
Guadeloupe	Jan-Apr 2023	1.467	0,53	13.314	0,79
	May-Aug 2023	1.000	0,40	22.000	0,70
	Sept-Dec 2023	1.000	0,40	21.000	0,70
	Total	59.781	3.467	0,45	56.314
Total France	214.638	6.442	0,45	208.196	0,72
Portugal	Jan-Apr 2023	1.726	0,83	4.392	1,57
	May-Aug 2023	2.181	0,80	7.810	0,72
	Sept-Dec 2023	1.876	0,78	6.560	1,05
	Total	24.545	5.783	0,80	18.762
Total EU	Jan-Apr 2023	24.455	0,73	193.523	0,85
	May-Aug 2023	18.583	0,61	178.906	0,70
	Sept-Dec 2023	23.256	0,72	199.328	0,88
	Total EU average price	638.051	66.294	0,69	571.757

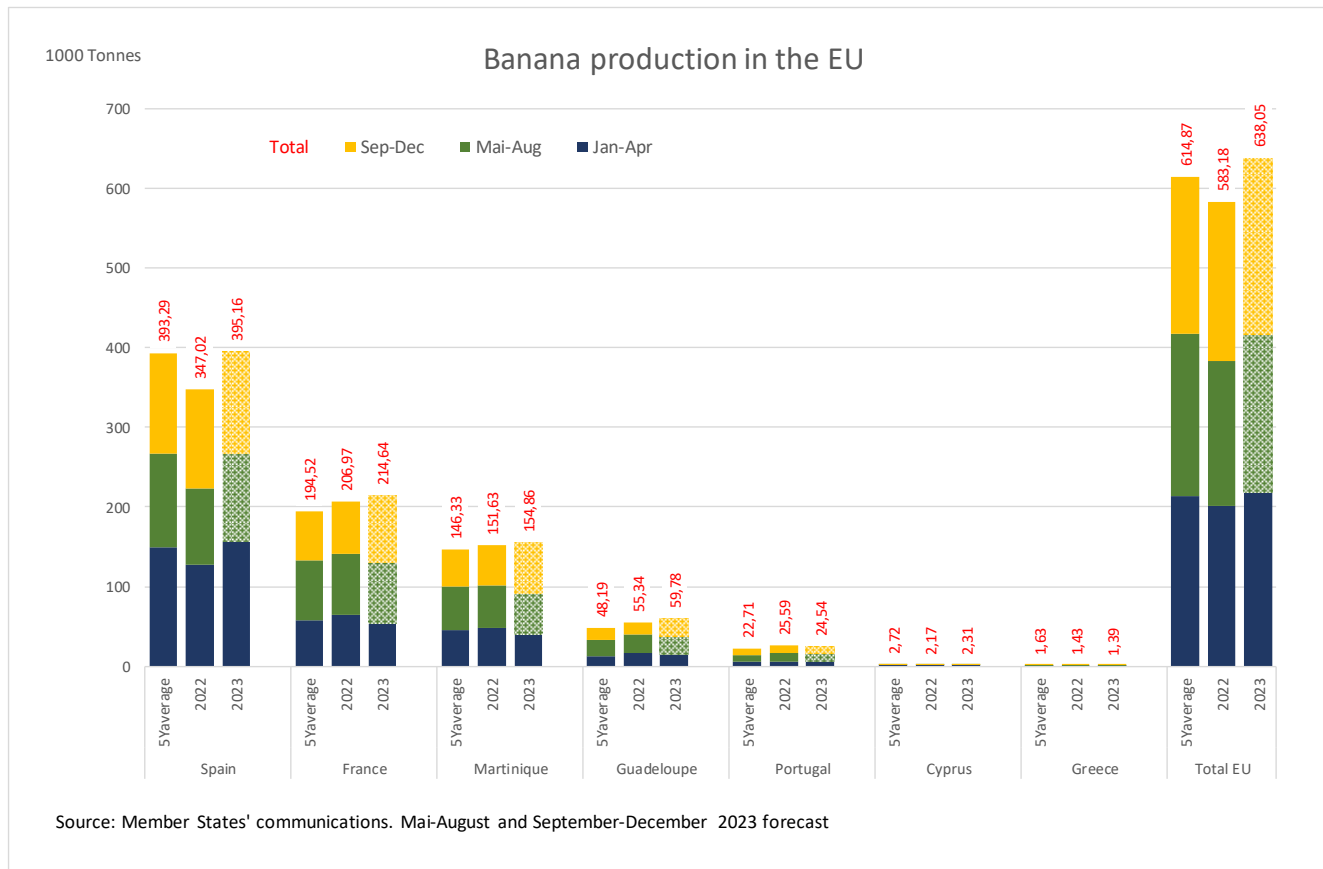
Forecast on 15 June 2023

* Average selling price of green bananas on the local market.

** Average selling price at the stage of delivery at the first port of unloading (goods not unloaded).



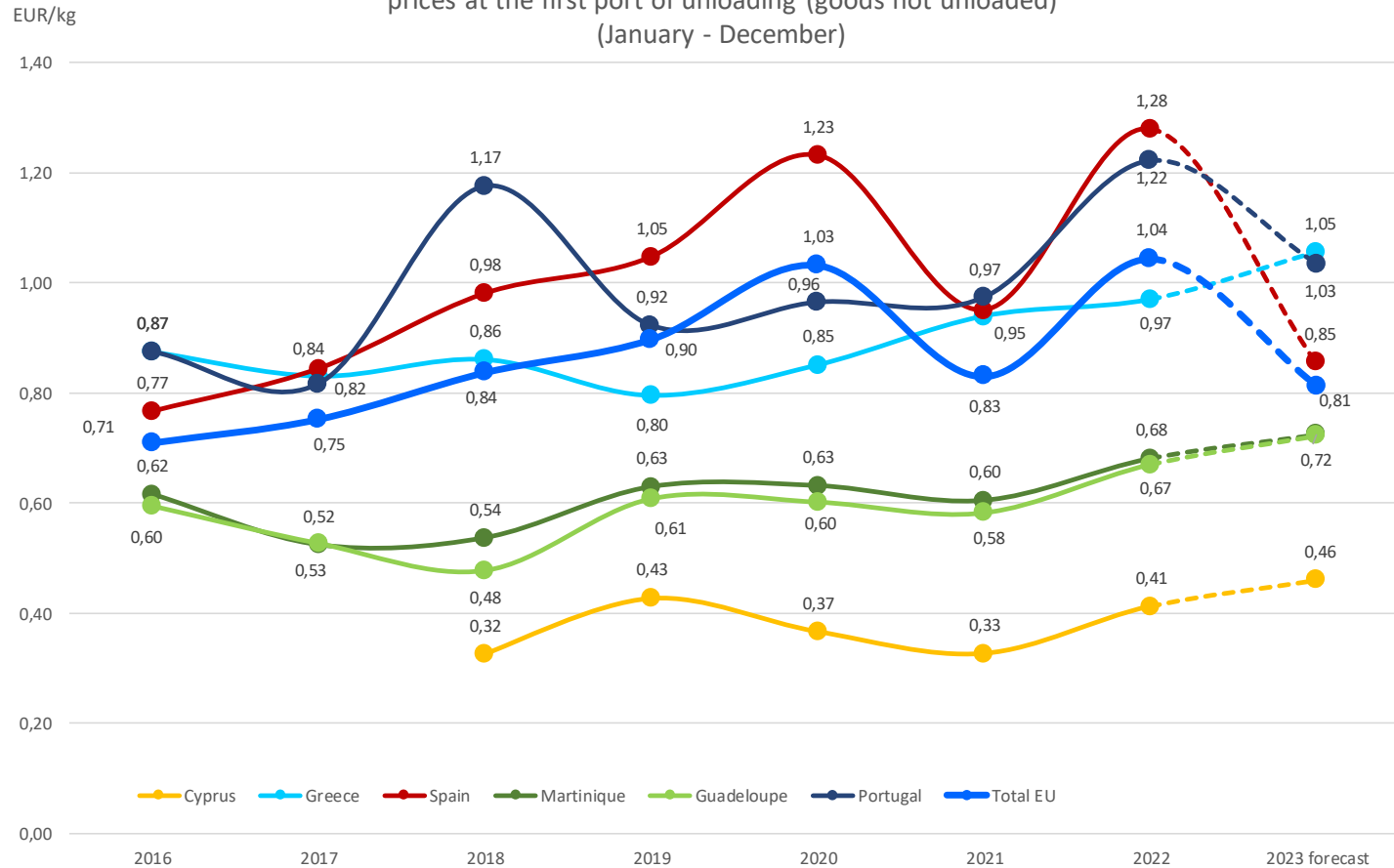
European
Commission



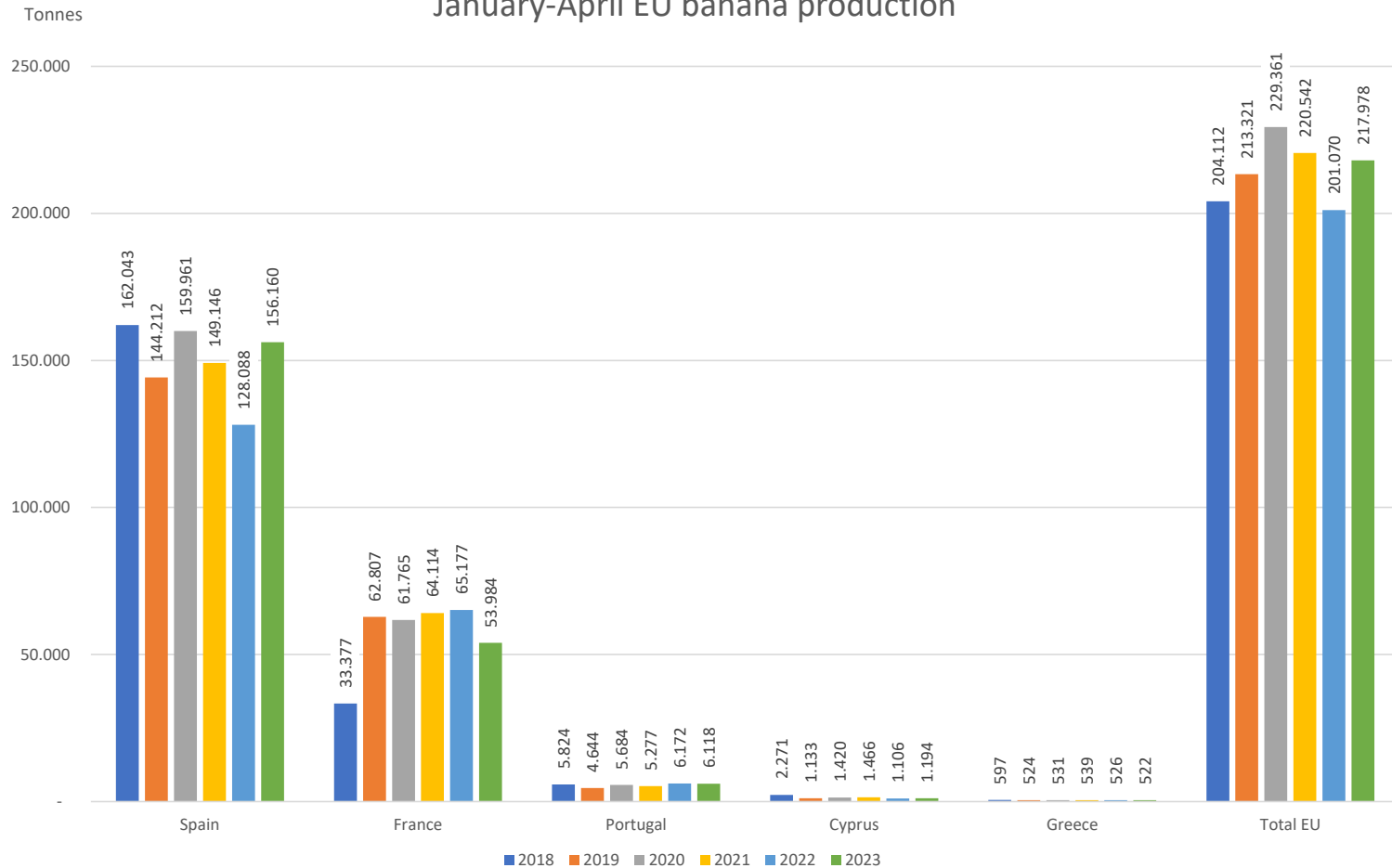


European
Commission

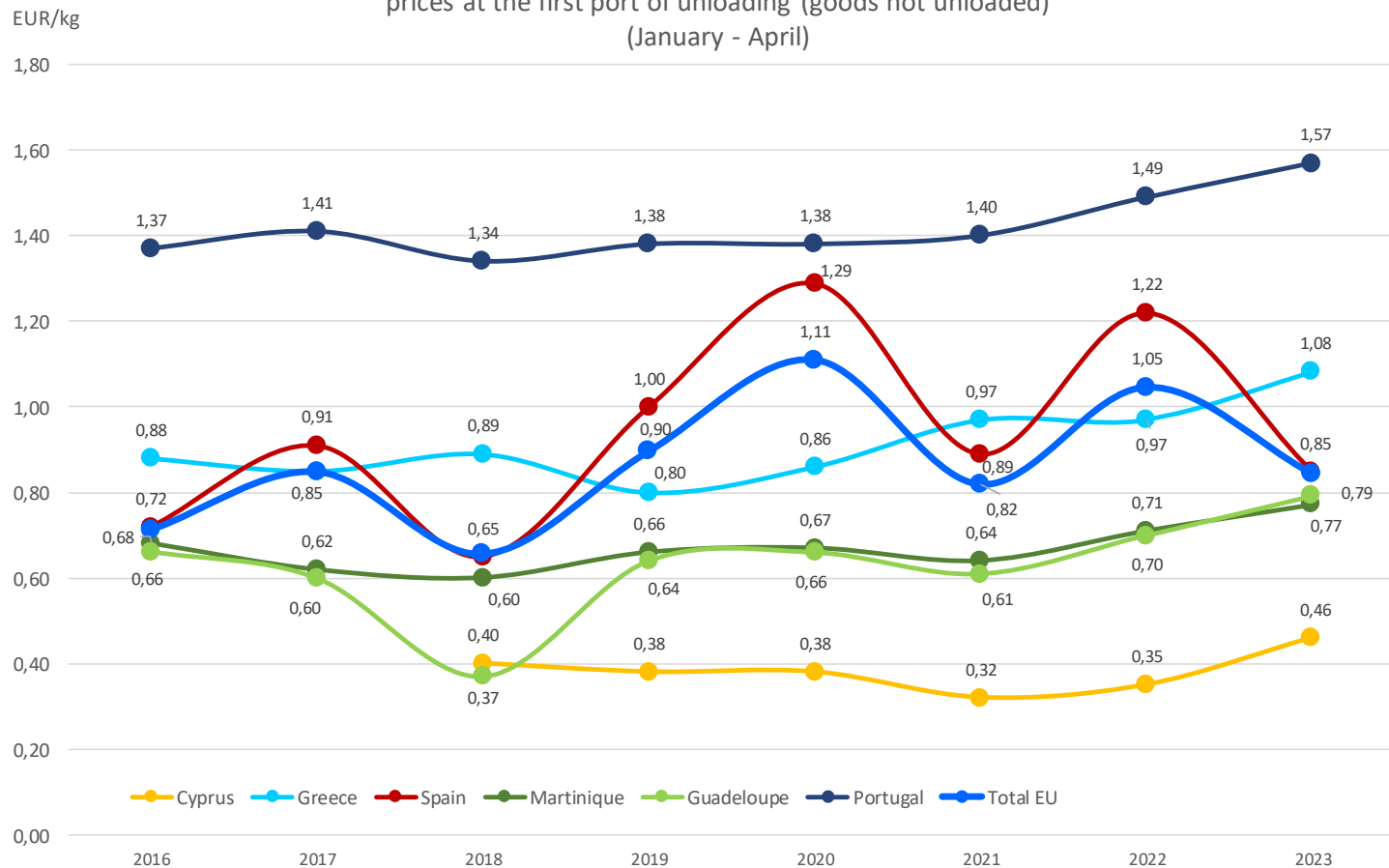
Prices of banana produced in the EU and marketed outside their region of production
prices at the first port of unloading (goods not unloaded)
(January - December)



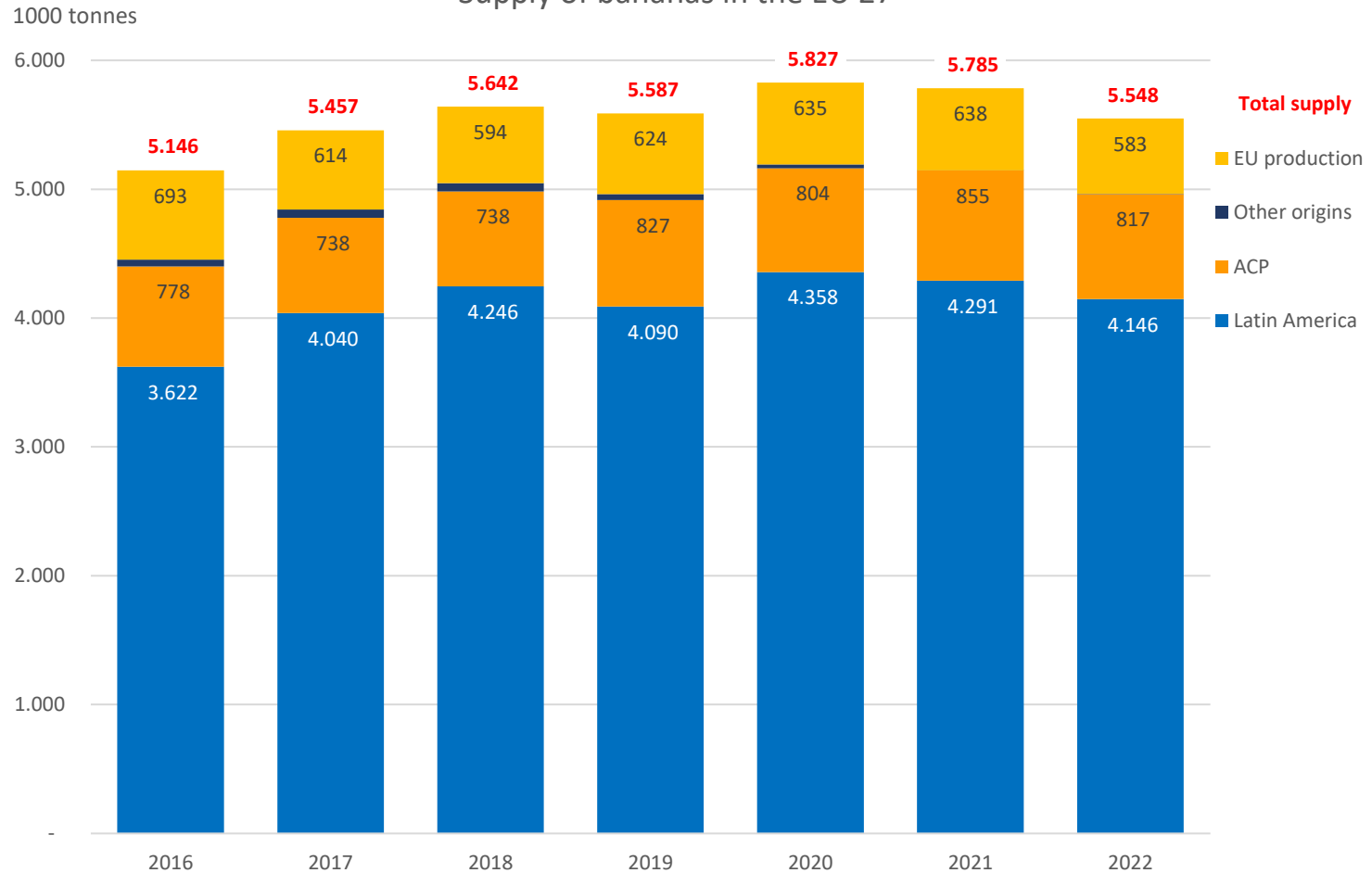
January-April EU banana production



Prices of banana produced in the EU and marketed outside their region of production
prices at the first port of unloading (goods not unloaded)
(January - April)

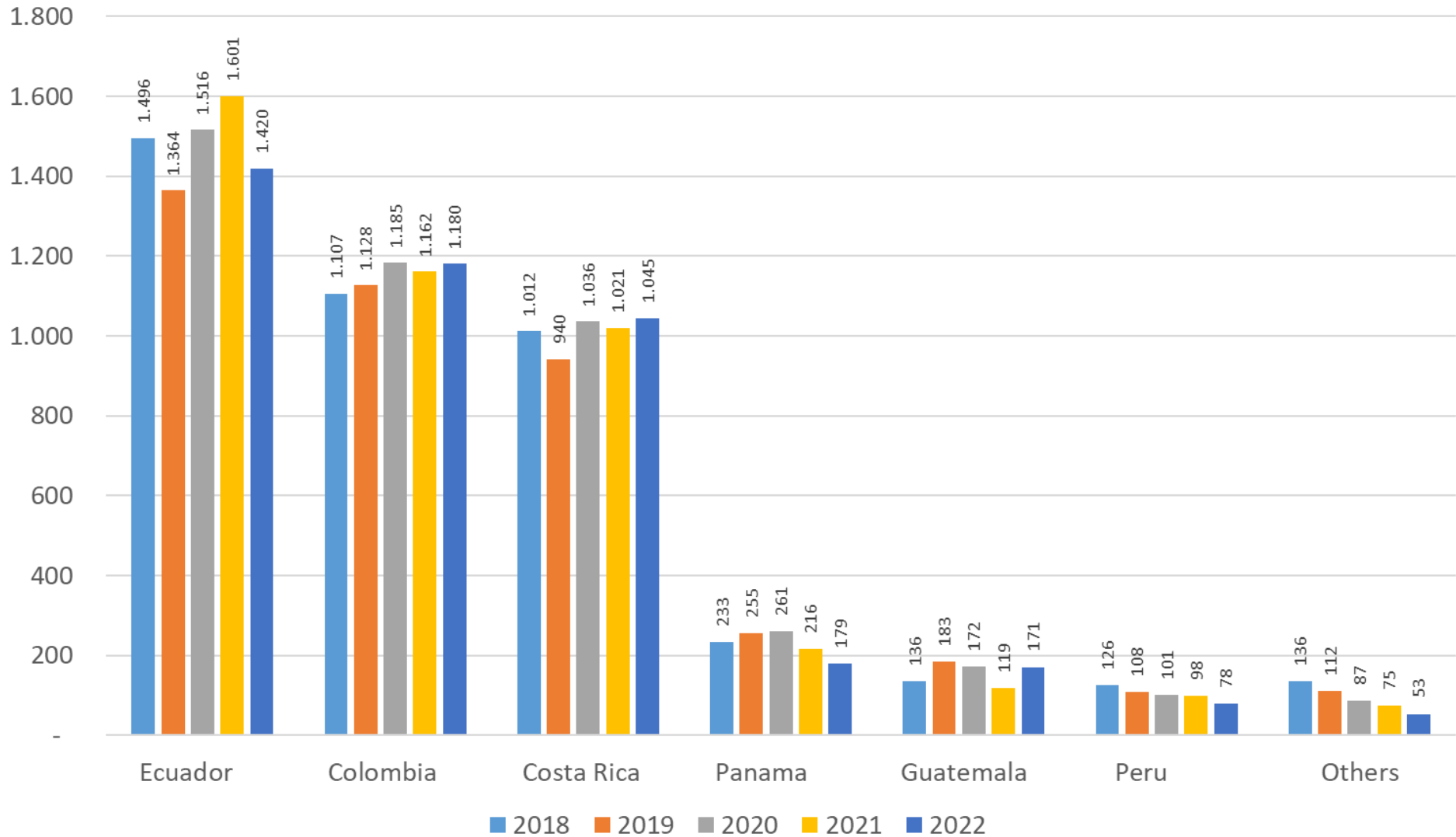


Supply of bananas in the EU 27

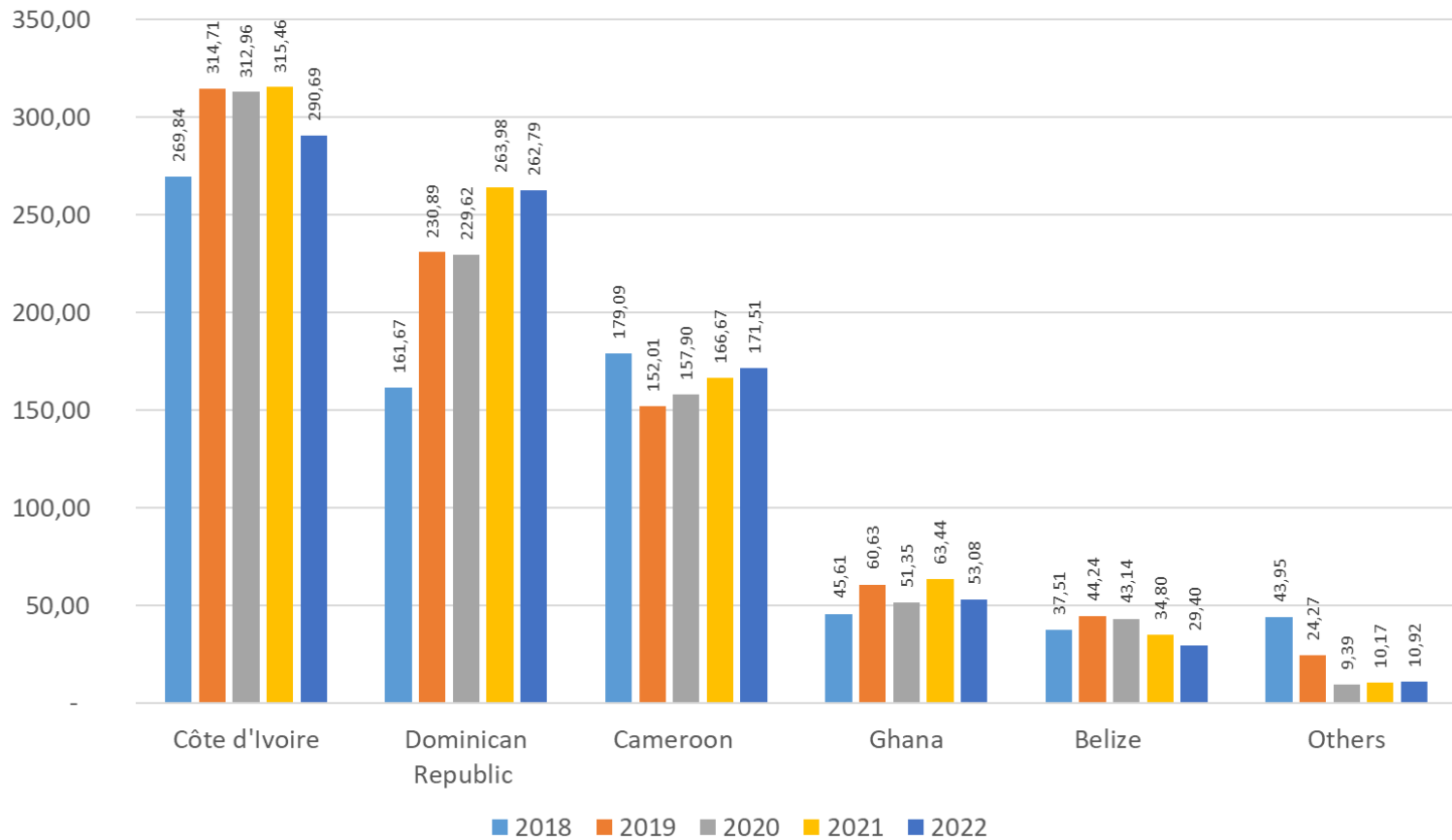


Imports from Latin America

(1000 tonnes)



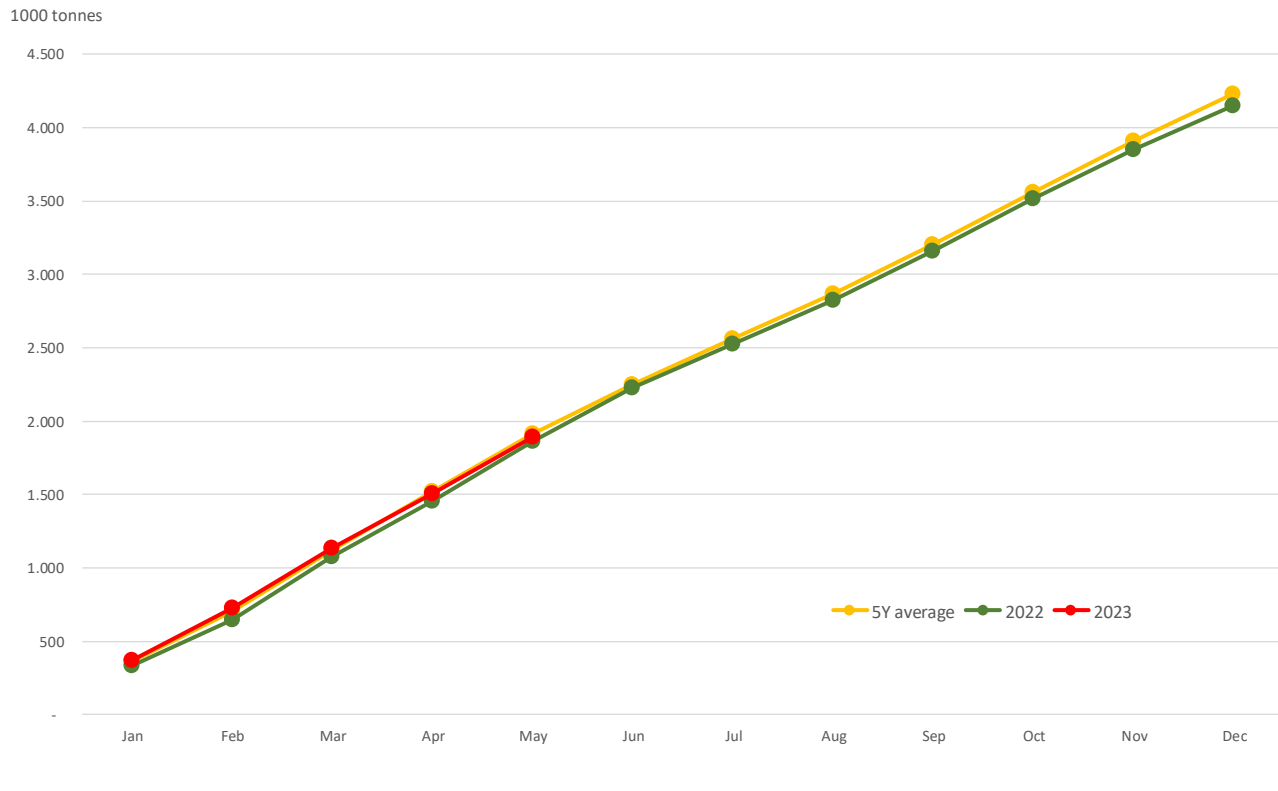
Banana imports from ACP countries (1000 tonnes)



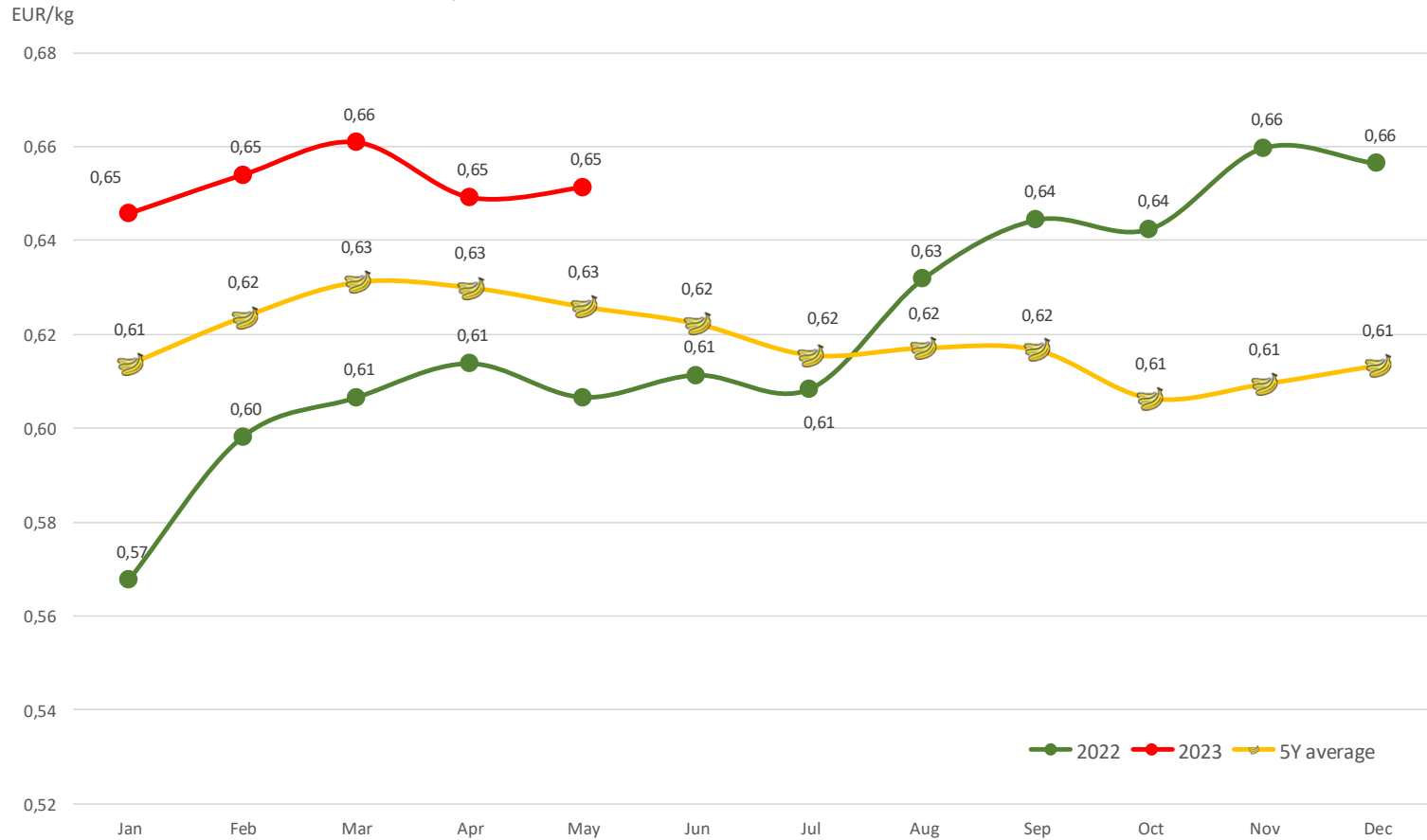


European
Commission

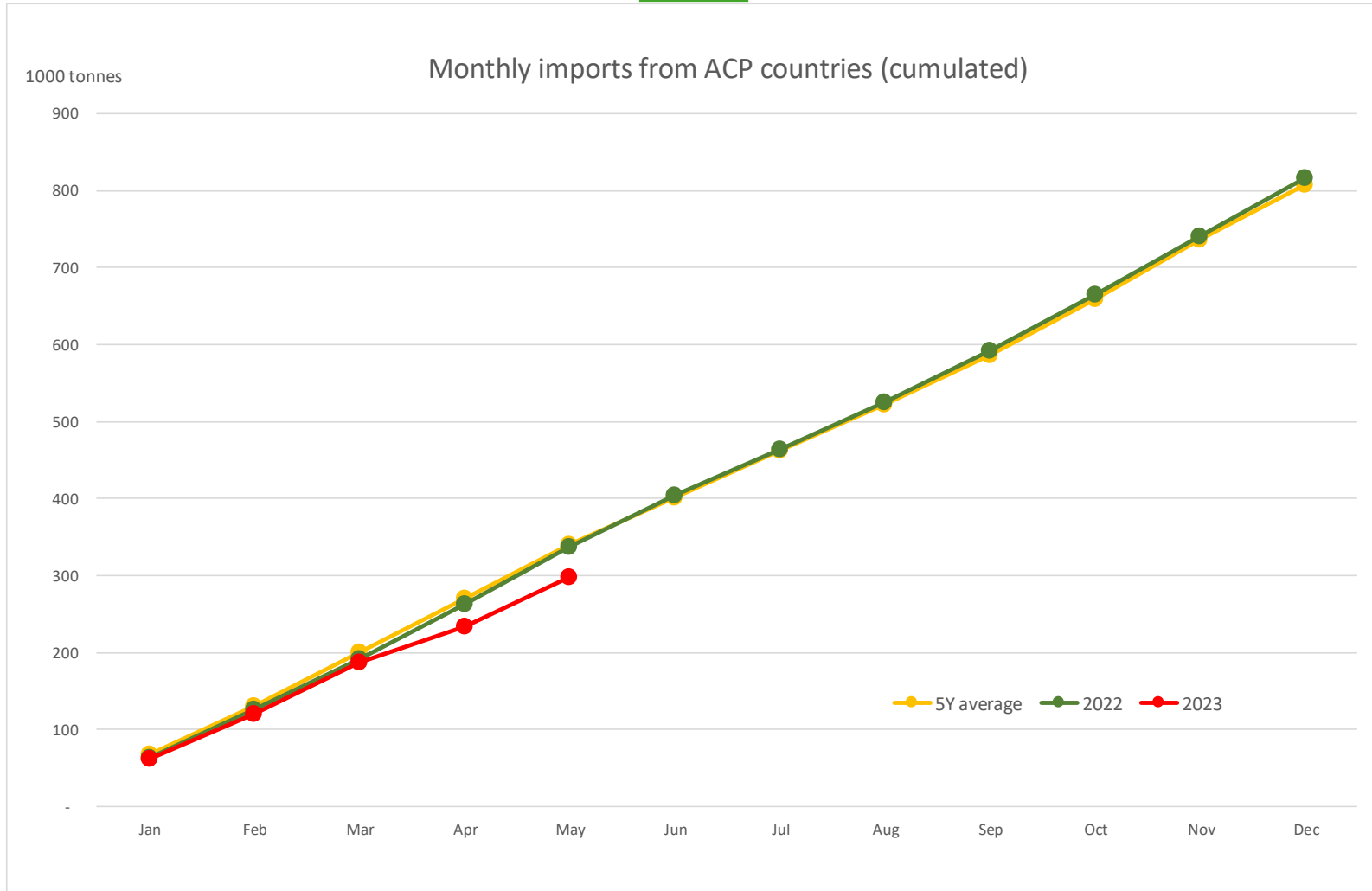
Monthly imports from Latin America (cumulated)



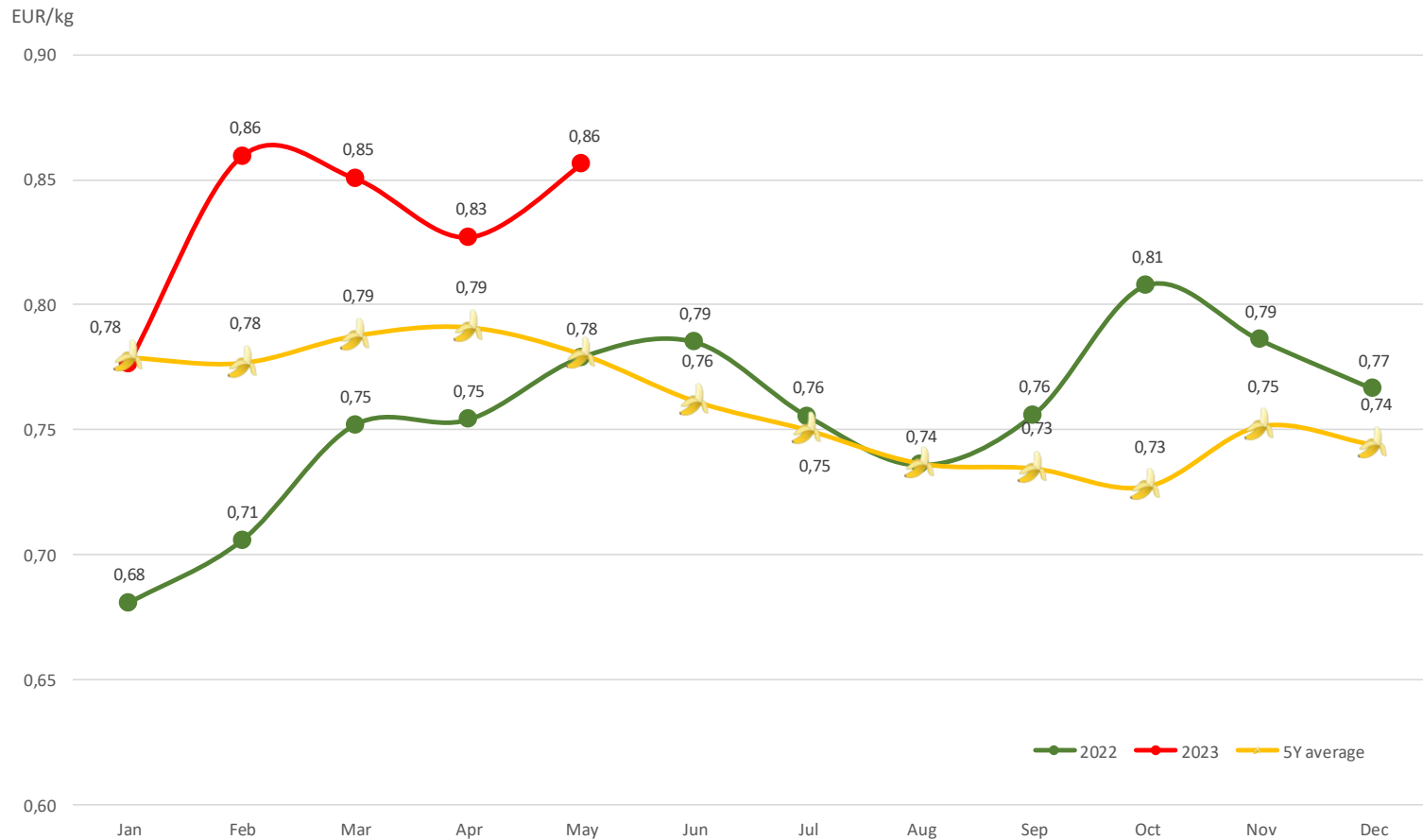
Imports from Latin America: Unit value



Source: Comext (value of imports/quantity)



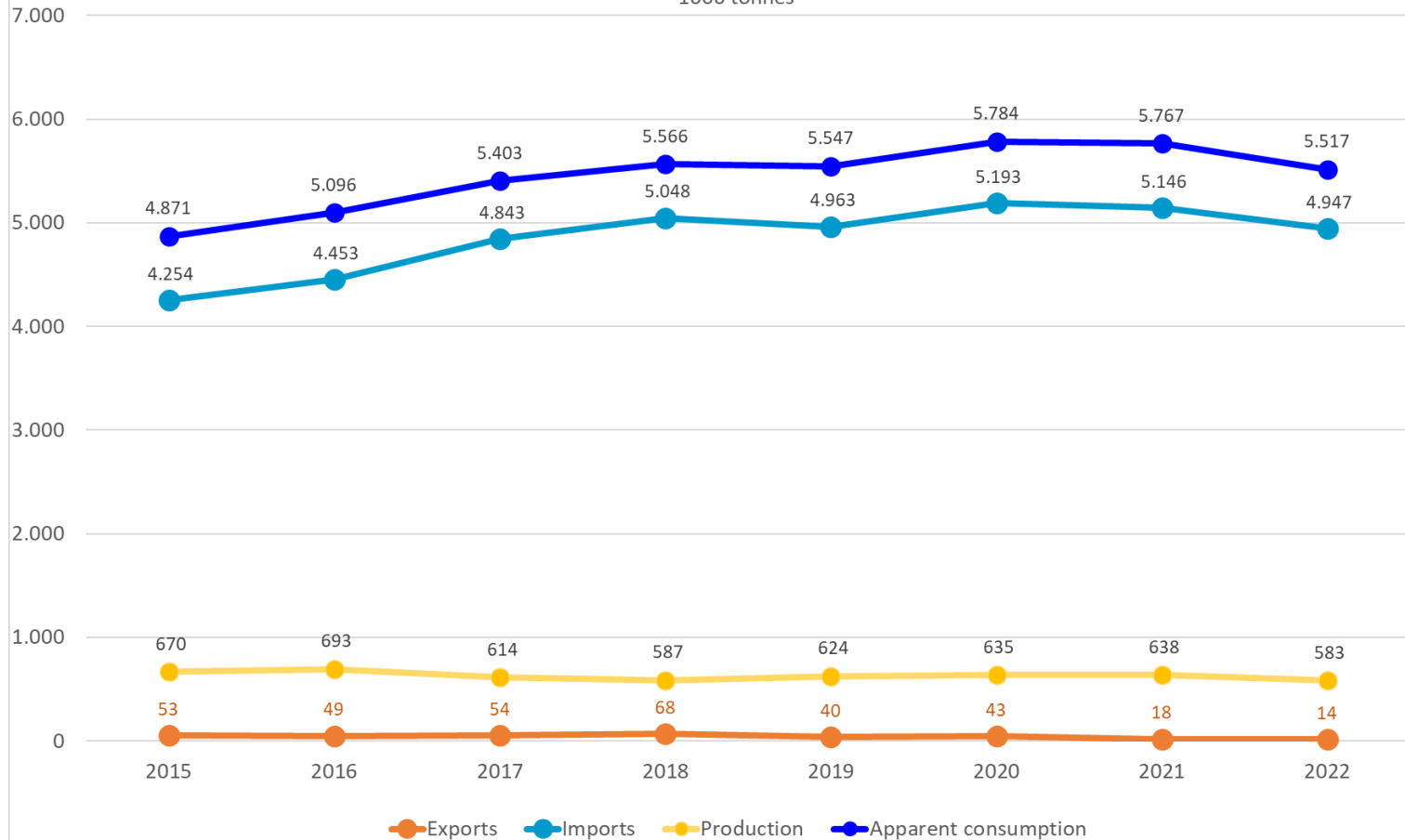
Imports from ACP countries: Unit value



Source: Comext (value of imports/quantity)

Apparent consumption: Production and trade

1000 tonnes





Thank you

e-mail: [AGRI- E2@ec.europa.eu](mailto:AGRI-E2@ec.europa.eu)