

The EU school fruit, vegetables and milk scheme



Annual monitoring report

2021/2022 school year

Country: **Ireland**

Generated on: **08/06/2023**

Information by the country's competent authorities. The report is sent to, but not approved by, the Commission that may make comments.

Non-mandatory information, nevertheless recommended for the quality of the report, in grey.

Figures on budget execution (31 December 2021) are preliminary: corrections are possible and payments may still be made.

1. Budget execution

1.1. Expenditure for the supply/distribution of products (EUR)

	School fruit and vegetables			School milk			Total	
	Fresh	Processed	Total fruits and vegetables	Drinking milk and lactose-free versions	Cheese, curd, yoghurt and other milk products with no added flavouring, fruit, nuts or cocoa	Milk products with added flavouring, fruit, nuts or cocoa		Total milk and milk products
EU aid	1 365 902	0	1 365 902	725 087	0	0	725 087	2 090 989
National Funds	169 524	0	169 524	427 579	0	0	427 579	597 103
<i>of which: Public</i>	169 524	0	169 524	278 215	0	0	278 215	447 739
<i>of which: Private</i>	0	0	0	149 364	0	0	149 364	149 364
Comments								

1.2. Expenditure for the educational measures (EUR)

	On school fruit and vegetables	On school milk	Total
EU aid	273 180	88 805	361 985
National Funds	863 675	0	863 675
<i>of which: Public</i>	863 675	0	
<i>of which: Private</i>	0	0	
Comments			

1.3. Expenditure for information, monitoring and evaluation (EUR)

	On school fruit and vegetables	On school milk	Total
EU aid	182 120	69 871	251 991
National Funds	655 434	43 686	699 120
<i>of which: Public</i>	655 434	43 686	
<i>of which: Private</i>	0	0	
Comments			

2.1 Participating children

	Participating children		
	Number of children	Number of children who participated in the school fruit and vegetables part	Number of children who participated in the school milk part
Nurseries/Pre-schools	248	0	248
<i>Of which: Nurseries</i>	0	0	0
<i>Of which: Pre-schools</i>	248	0	248
Primary schools	242 251	216 625	34 099
Secondary schools	1 435	0	1 435
Total	243 934	216 625	35 782
Comments			

2.2 Number of children in the target group

	Number of children in the target group set out in the strategy
Nurseries/Pre-schools	104 612
<i>Of which: Nurseries</i>	0
<i>Of which: Pre-schools</i>	104 612
Primary schools	554 788
Secondary schools	391 698
Total	1 051 098
Comments	



2.3 Total number of children

	Number of children eligible for the EU school fruit, vegetables and milk scheme
Nurseries/Pre-schools	104 612
<i>Of which: Nurseries</i>	0
<i>Of which: Pre-schools</i>	104 612
Primary schools	554 788
Secondary schools	391 698
Total	1 051 098
Comments	



3.1 Participating schools

	Participating schools		
	Number of schools	Number of schools that participated in the school fruit and vegetables part	Number of schools that participated in the school milk part
Nurseries/Pre-schools	5	0	5
<i>Of which: Nurseries</i>	0	0	0
<i>Of which: Pre-schools</i>	5	0	5
Primary schools	1 723	1 471	359
Secondary schools	22	0	22
Total	1 750	1 471	386
Comments			

3.2 Number of schools in the target group

	Number of educational establishments in the target group set out in the strategy
Nurseries/Pre-schools	4 527
<i>Of which: Nurseries</i>	0
<i>Of which: Pre-schools</i>	4 527
Primary schools	3 240
Secondary schools	728
Total	8 495
Comments	

3.3 Total number of schools


Nurseries/Pre-schools	4 527
<i>Of which: Nurseries</i>	0
<i>Of which: Pre-schools</i>	4 527
Primary schools	3 240
Secondary schools	728
Total	8 495
Comments	



4.1 Products supplied/distributed to schoolchildren and, if applicable, tasted by schoolchildren as part of educational measures

4.1.1 Fresh fruit

	List
Apples	✓
Apricots	
Aromatic Herbs	
Avocados	
Bananas	✓
Berries	✓
Cherries	
Citrus Fruit	✓
Figs	
Grapes	
Guavas/Mangoes	
Kiwis	
Melons	
Nuts	
Peaches/Nectarines	
Pears	
Pineapples	
Plums	
Quinces	
Strawberries	✓
Watermelons	
Comments	




4.1.2 Fresh vegetables

	List
Artichokes	
Asparagus	
Aubergines	
Beet	
Broccoli	
Cabbages	
Carrots	✓
Cauliflowers	
Celery	
Chicory	
Courgettes	
Cucumbers	✓
Fennel	
Kohlrabi	
Kale	
Garlic	
Gherkins	
Leeks	
Lettuce	
Mushrooms	
Onions	
Parsnips	
Peas	
Peppers	✓
Pulses	
Pumpkins	
Radishes	
Rutabagas	
Salad beetroot	
Salsifis	
Spinach	
Tomatoes	✓
Turnips	
Comments	

4.1.3 Processed fruit and vegetables

	List
Fruit Juices	
Fruit Purées/Compotes	
Jams/Marmalades	
Dried Fruits	
Vegetable Juices	
Vegetables Soups	
Other:	
Comments	




4.1.4 Milk and milk products

	List
Drinking milk or lactose-free versions	✓
Cheese and curd	
Plain yoghurt	
Milk products without added sugar, flavouring, fruit, nuts or cocoa	
Milk products without fruit juice, naturally flavoured	
Milk products with fruit juice, naturally flavoured or non-flavoured	
Milk-based drinks with cocoa, with fruit juice or naturally flavoured	
Fermented or non-fermented milk products with fruit, naturally flavoured or non-flavoured	
Comments	



4.1.5 Other agricultural products that children tasted as part of educational measures

	List
Table olives	
Olive oil	
Honey	
Other:	
Comments	



4.1.a) Priorities for the choice of school fruit, vegetables and milk

	Yes/No	Comments
Local/regional purchasing	Yes	SFVS: Local wholesalers;
Organic products	Yes	SMS: Regional suppliers provide milk
Short supply chains	Yes	SMS: Regional suppliers provide milk to
Quality schemes	Yes	SFVS: Bord Bia Quality Assurance
Fair trade	Yes	SFVS: Bananas
Other:	No	

4.2 Average size of portion of school fruit, vegetables and milk (Kg/Lt)

	School fruit and vegetables	School milk
Kg	0.10	0.00
Liters	0.00	0.21
Comments	Calculated as weight distributed divided by the total number of portions.	Calculated as weight distributed divided by the total number of portions.

4.3 Average cost of portion of school fruit, vegetables and milk (EUR)

	School fruit and vegetables	School milk
EU aid	0.52	0.15
National aid (private/public)	0.07	0.09
Comments	SFVS - Total cost of product claimed divided by total number of portions (2,599,500 = number of children x 12 portions)	

4.3.a Average cost of portion of apples in bulk (EUR)

	Portion of apples in bulk
EU aid	
National aid (private/public)	
Comments	

4.3.b Average cost of portion of drinking milk (EUR)

	Portion of drinking milk
EU aid	0.15
National aid (private/public)	0.09
Comments	



4.4. Frequency of supply/distribution of school fruit, vegetables and milk

	School fruit and vegetables	School milk
Once per week		
Twice per week		
Three times per week		
Four times per week		
Daily		
Other:	✓	✓
Comments	<i>SFVS – based on a 16-day intervention programme, and with some schools receiving a 5-day maintenance programme, at various intervals across the year.</i>	<i>SMS – Frequency of milk delivery depends on supplier and location of the school. Deliveries vary from twice per week to daily.</i>

4.5. Duration of supply/distribution of fruit, vegetables and milk

	School fruit and vegetables	School milk
≤ 2 weeks		
> 2 and ≤ 4 weeks		
> 4 and ≤ 12 weeks		
> 12 and ≤ 24 weeks		
> 24 and ≤ 36 weeks		
Entire school year		✓
Other: please specify under comments	✓	
Comments	<i>SFVS - pupils receive either a 5-day supply (maintenance) or 16-day supply (intervention).</i>	

4.5.a. Supplied/distributed portions

	School fruit and vegetables	School milk
Number of portions supplied/distributed per child	12	135
Comments	<i>SFVS – Total Portions delivered divided by number of children. This includes participation across maintenance and intervention programmes</i>	<i>SMS – Litres delivered (994,390) divided by number of pupils (35,782) divided by average portion size (.206)</i>

4.6. Quantities of school fruit, vegetables and milk supplied/distributed and, if applicable, of other agricultural products that children tasted under educational measures

4.6.1 Fresh fruit and vegetables

		Quantity	Of which organic products	Comments
Fresh fruit and vegetables	Quantity in kg	264 511		
<i>Of which: Fruit</i>	<i>Quantity in kg</i>	<i>147 805</i>		
<i>Of which: Vegetables</i>	<i>Quantity in kg</i>	<i>116 707</i>		

4.6.2 Processed fruit and vegetables

		Quantity	Of which organic products	Comments
Processed fruit and vegetables	Quantity in kg	0		
	Quantity in litres	0		
<i>Of which: Fruit juices</i>	<i>Quantity in litres</i>	<i>0</i>		
<i>Of which: Fruit purees/compotes</i>	<i>Quantity in kg</i>	<i>0</i>		
<i>Of which: Jams/Marmalades</i>	<i>Quantity in kg</i>	<i>0</i>		
<i>Of which: Dried fruits</i>	<i>Quantity in kg</i>	<i>0</i>		
<i>Of which: Vegetable juices</i>	<i>Quantity in litres</i>	<i>0</i>		
<i>Of which: Vegetable soups</i>	<i>Quantity in litres</i>	<i>0</i>		
<i>Of which: Other</i>	<i>Quantity in kg</i>	<i>0</i>		

4.6.3 Milk and milk products

		Quantity	Of which organic products	Comments
Drinking milk and lactose-free versions	Quantity in litres	994 390		
Cheese and curd	Quantity in kg	0		
Plain yoghurt	Quantity in kg	0		
Milk products without added sugar, flavouring, fruit, nuts or cocoa	Quantity in kg	0		
	Quantity in litres	0		
Milk products without fruit juice, naturally flavoured	Quantity in kg	0		
Milk products with fruit juice, naturally flavoured or non-flavoured	Quantity in kg	0		
Milk-based drinks with cocoa, with fruit juice or naturally flavoured	Quantity in litres	0		
Milk products with fruit, naturally flavoured or non-flavoured	Quantity in kg	0		

4.6.4 Other agricultural products

		Quantity	Of which organic products	Comments
Olive/olive oil	Quantity in kg	0		
	Quantity in litres	0		
Honey	Quantity in kg	0		
Others:	Quantity in kg	0		

5.1 Educational measures carried out

		Number of schoolchildren	Comments
Type of measure	School gardens	0	
	Visits to farms, dairies, famers' markets and similar activities	0	
	Tasting classes, cooking workshops, other	0	
	Lessons, lectures, workshops	35 782	
	Other activities: competitions, games, themed periods ...	242 251	

5.2 Theme(s) of the educational measures carried out

		Yes/No	Comments
Theme(s)	Reconnection of children to agriculture	Yes	<i>SMS: Lesson Plan: Grass to Glass</i>
	Healthy eating habits	Yes	<i>SMS: Lesson Plan: Dairy in My Diet, Keeping Active and Dental Health. SFVS</i>
	Local food chains	Yes	<i>SMS: Lesson Plan: Dairy and Eating Sustainably</i>
	Organic	No	
	Sustainable production	Yes	<i>SMS: Lesson Plan: Dairy and Eating Sustainably</i>
	Food waste	Yes	<i>SMS: Lesson Plan: Dairy and Eating Sustainably</i>
	Other: please specify under comments		



6. Communication activities carried out

		Yes/No	Comments
Activity carried out/tool used	Poster at school premises	Yes	
	Poster at other relevant places	No	
	Dedicated website(s)	Yes	SFVS: www.fooddudes.ie SMS: www.moocrew.ie
	Informative graphic material	Yes	SFVS: letters & videos for pupils, passport to healthy eating and home diary materials. SMS: Lesson Plans, Moo Crew Eating Sustainably Digital Tool
	Information and awareness campaign (TV, radio, social media)	Yes	SMS: Press releases, Print advertisements, Social Media Campaigns, World School Milk Day competition
	Others (e.g. networking activities)	No	



7. Authorities and stakeholders involved

		Name	Involved in Planning	Involved in Implementation	Involved in Monitoring	Involved in Evaluation	Responsible for implementation / supervision /advice (if yes, please specify for which of those under comments)	Member of Steering / Consultative or Coordination / Monitoring Committee (if yes, please specify which committee or group under comments)	Participation in regular meetings	Events (conferences/seminars, workshops ...)(if yes, please specify which event/s under comments)	Surveys or other information / communication activities, including through web and social media (if yes, please specify which activity/ies under comments)	Other (if yes, please specify under comments)	Comments	
Public authority/ Private stakeholder	Agriculture	Authority	Department of Agriculture Food and the Marine	Yes	Yes	Yes	Yes	No	Yes	No	No	No	The Department of Agriculture Food and Marine in Ireland Competent Authority is in charge of the overall implementation of the School Scheme; Played key role in the design of the model; Sets out target and participation numbers, Oversees budgetary execution and makes payments to Aid applicant;	
		Stakeholder	National Dairy Council	Yes	Yes	No	No	Yes	No	Yes	No	No	No	Aid Applicant – School Milk Scheme - Manages the day to day running of the School Milk Scheme in Ireland
	Health and Nutrition	Authority	Department of Health	Yes	No	No	No	No	No	No	No	No	No	The Department of Health was involved in the drawing of the six-year Statement of Strategy (2017-2023). It reviews materials/accompanying measures which include specific health messages.
		Stakeholder	Department of Children, Equality, Disability, Integration and Youth	Yes	No	No	No	No	No	No	No	No	No	The Department of Children, Equality, Disability, Integration and Youth was involved in the drawing up of the six-year Strategy. Liaised with DAFM on pilot for the provision of milk to pre-school children.
	Education	Authority	Department of Education and Skills	Yes	No	No	No	No	No	No	No	No	No	The Department of Education was involved in the drawing up of the six-year Strategy 2017-2023; Facilitates the training of teacher coordinators by releasing them from duties on training days; Issues an annual letter to primary schools endorsing the school scheme
		Stakeholder	University College Dublin (UCD)	Yes	No	No	Yes	No	No	Yes	No	No	No	Aid Applicant – Evaluation of the School Scheme
	Other	Authority	Department of Social Protection	Yes	Yes	No	No	No	No	No	No	No	No	The Department of Social Protection was involved in the drawing up of the six-year Strategy 2017-2023; Provides data on number of disadvantaged (DEIS) schools in Ireland
		Stakeholder	Bord Bia	Yes	Yes	No	No	Yes	No	Yes	No	No	No	Aid Applicant – School Fruit Scheme - Manages the day to day running of the Food Dudes Programme