

**EN/D/22049**

**EN**

**EN**



COMMISSION OF THE EUROPEAN COMMUNITIES

Brussels,  
SEC(2008)

**ANNEXES TO THE COMMISSION STAFF WORKING DOCUMENT**  
**accompanying the 1st<sup>h</sup> FINANCIAL REPORT FROM THE COMMISSION**  
**TO THE EUROPEAN PARLIAMENT AND THE COUNCIL**

**on**

**THE EUROPEAN AGRICULTURAL GUARANTEE FUND**

**– 2007 FINANCIAL YEAR –**

## 1. ANNEXES

### General

1. EAGF budgetary procedure for 2007
2. Part of ex-EAGGF-Guarantee S. & EAGF budget in the EU budget, 2002 to 2007

### Cash position and management of appropriations

3. 2007 exchange rates used in monthly reimbursements
4. Summary of outturn for 2007
5. Monthly reimbursements to Member States in the 2007 financial year
6. Direct payments by the European Commission in the 2007 financial year

### Budget outturn

7. Expenditure charged against the 2007 EAGF budget (Part I & Part II)
8. Analysis of the 2007 EAGF budget execution. Summary & Detailed tables
9. Analysis of the 2007 execution of assigned revenue for EAGF
10. Execution of 2007 budget for chapter 17, financed by EAGF.
11. Execution by Member State of 2007 budget for chapter 17, financed by EAGF.
12. EAGF 2007 expenditure by article and by Member State in respect of the 2007 budget
13. EAGF 2007 expenditure for direct aids to producers by measure & by Member State
14. EAGF 2007 expenditure by sector according to the economic nature of the measures
15. Evolution of EAGF expenditure by article, 2007 financial year
- 15.Bis Ex-EAGGF-Guarantee section expenditure by article, 2004 to 2006
16. Ex-EAGGF-Guarantee section & EAGF expenditure by sector, 2007 financial year
- 16.Bis Ex-EAGGF-Guarantee section expenditure by sector, 2001 to 2006
17. Ex-EAGGF-Guarantee section & EAGF expenditure by sector and in % terms, 2001 to 2007
18. Ex-EAGGF-Guarantee section -Sub-headings.1a/1b- & EAGF expenditure by M.S., 1998 to 2007
19. Ex-EAGGF-Guarantee section & EAGF expenditure by Member State & in % terms, 1991 to 2007
20. Breakdown of ex-EAGGF-Guarantee section & EAGF expenditure 2002 – 2007
21. Expenditure for export refunds, 1998 to 2007
22. Expenditure for storage. Summary & analytical tables, 2000 to 2007
23. Expenditure for intervention in storage. Detailed table for 2007 financial year
24. Quantity and value of the products in public intervention stores of the intervention agencies

### Clearance of accounts

25. Situation at 15.10.2007 regarding appeals before the Court of Justice against clearance of accounts.
26. Financial corrections by decision and financial year
27. Clearance of accounts: average exchange rate

## ANNEX 1

## BUDGETARY PROCEDURE FOR 2007 - EAGF Commitment Appropriations

EUR Million

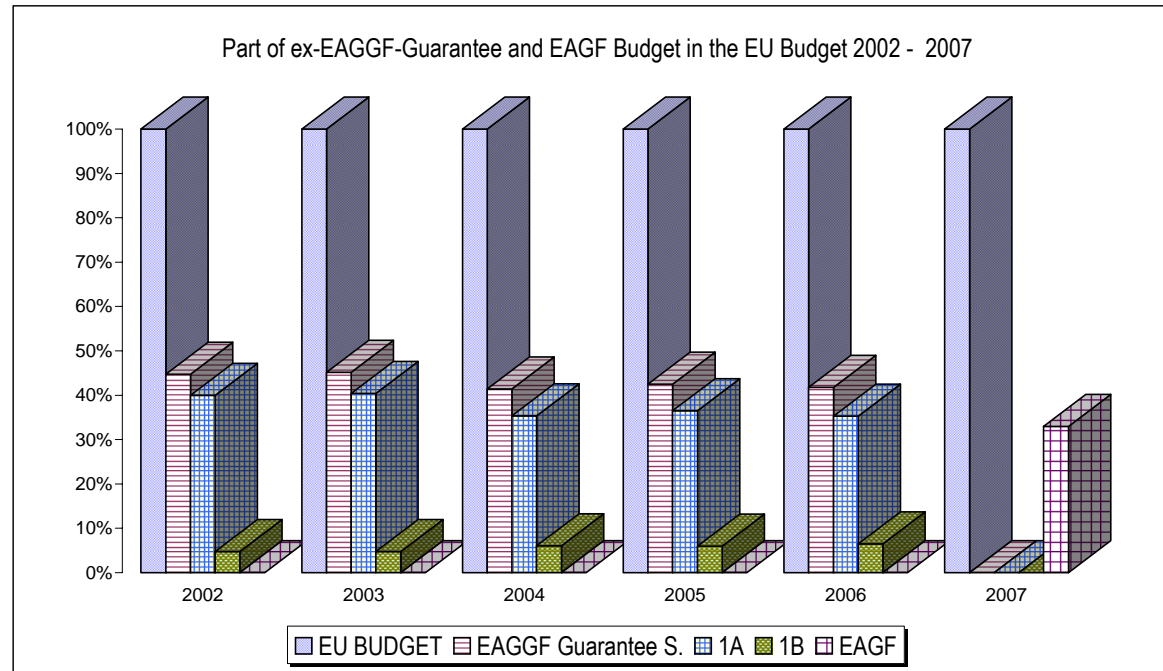
Title	Chapter	Article	HEADING	PDB		DB		DB		Amending Letter		Council		BUDGET			
				Council first reading		EP first reading		CA		PA		second reading		CA		PA	
				CA	PA	CA	PA	CA	PA	CA	PA	CA	PA	CA	PA	CA	PA
05	01		<b>MANAGEMENT &amp; SUPPORT EXPENDITURE OF P.A. AGRICULTURE &amp; RD</b>	<b>8,46</b>	<b>8,46</b>	<b>8,46</b>	<b>8,46</b>	<b>7,61</b>	<b>7,61</b>	<b>8,46</b>	<b>8,46</b>	<b>8,46</b>	<b>8,46</b>	<b>8,46</b>	<b>8,46</b>		
05	01	04	Support expenditure for operations of Policy area Agriculture	8,46	8,46	8,46	8,46	7,61	7,61	8,46	8,46	8,46	8,46	8,46	8,46		
05	02		<b>INTERVENTIONS ON AGRICULTURAL MARKETS</b>	<b>5.698,44</b>	<b>5.695,51</b>	<b>5.173,44</b>	<b>5.170,51</b>	<b>6.074,44</b>	<b>6.071,51</b>	<b>5.627,84</b>	<b>5.624,91</b>	<b>5.615,19</b>	<b>5.612,26</b>	<b>5.615,19</b>	<b>5.612,26</b>		
05	02	01	Cereals	694,00	694,00	645,74	645,74	694,00	694,00	516,00	516,00	516,00	516,00	516,00	516,00		
05	02	02	Rice	2,00	2,00	1,79	1,79	2,00	2,00	-2,00	-2,00	-2,00	-2,00	-2,00	-2,00		
05	02	03	Refunds on non-Annex 1 products	344,00	344,00	320,08	320,08	344,00	344,00	299,00	299,00	299,00	299,00	299,00	299,00		
05	02	04	Food programmes	278,00	278,00	267,72	267,72	326,00	326,00	278,00	278,00	278,00	278,00	278,00	278,00		
05	02	05	Sugar	235,00	235,00	206,21	206,21	235,00	235,00	323,00	323,00	323,00	323,00	323,00	323,00		
05	02	06	Olive oil	48,00	48,00	44,66	44,66	48,00	48,00	50,00	50,00	50,00	50,00	50,00	50,00		
05	02	07	Textile plants	21,00	21,00	19,54	19,54	21,00	21,00	22,00	22,00	22,00	22,00	22,00	22,00		
05	02	08	Fruit and vegetables	1.407,00	1.407,00	1.309,15	1.309,15	1.409,00	1.409,00	1.324,00	1.324,00	1.319,76	1.319,76	1.319,76	1.319,76		
05	02	09	Products of wine-growing sector	1.411,00	1.411,00	1.312,87	1.312,87	1.411,00	1.411,00	1.487,00	1.487,00	1.487,00	1.487,00	1.487,00	1.487,00		
05	02	10	Promotion	43,84	40,91	40,79	37,86	49,84	46,91	45,84	42,91	45,30	42,36	45,30	42,36		
05	02	11	Other plant products/measures	295,60	295,60	275,04	275,04	295,60	295,60	379,00	379,00	379,00	379,00	379,00	379,00		
05	02	12	Milk and milk products	618,00	618,00	449,78	449,78	937,00	937,00	587,00	587,00	587,00	587,00	587,00	587,00		
05	02	13	Beef and veal	152,00	152,00	141,43	141,43	152,00	152,00	117,00	117,00	117,00	117,00	117,00	117,00		
05	02	14	Sheepmeat and goatmeat	pm	pm	pm	pm	pm	pm	pm	pm	pm	pm	pm	pm		
05	02	15	Pigmeat, eggs and poultry, bee-keeping and other animal products	149,00	149,00	138,64	138,64	150,00	150,00	202,00	202,00	194,14	194,14	194,14	194,14		
05	02	16	Sugar Restructuring Fund	pm	pm	pm	pm	pm	pm	pm	pm	pm	pm	pm	pm		
05	02	99	Irregularities (interventions on agricultural markets)	pm	pm	pm	pm	pm	pm	pm	pm	pm	pm	pm	pm		
05	03		<b>DIRECT AIDS</b>	<b>37.660,63</b>	<b>37.660,63</b>	<b>37.660,63</b>	<b>37.660,63</b>	<b>37.660,63</b>	<b>37.660,63</b>	<b>36.878,53</b>	<b>36.878,53</b>	<b>36.878,53</b>	<b>36.878,53</b>	<b>36.878,53</b>	<b>36.878,53</b>		
05	03	01	Decoupled direct aids	30.709,00	30.709,00	30.709,00	30.709,00	30.709,00	30.709,00	30.196,00	30.196,00	30.196,00	30.196,00	30.196,00	30.196,00		
05	03	02	Other direct aids	6.483,63	6.483,63	6.483,63	6.483,63	6.483,63	6.483,63	6.214,53	6.214,53	6.214,53	6.214,53	6.214,53	6.214,53		
05	03	03	Additional amounts of aid	468,00	468,00	468,00	468,00	468,00	468,00	468,00	468,00	468,00	468,00	468,00	468,00		
05	03	04	Ancillary direct aids (reliquats, small producers, agrimonetary aids, etc.)	pm	pm	pm	pm	pm	pm	pm	pm	pm	pm	pm	pm		
05	03	99	Irregularities (Agricultural direct aids)	pm	pm	pm	pm	pm	pm	pm	pm	pm	pm	pm	pm		
05	04		<b>RURAL DEVELOPMENT (financed by ex-EAGGF Guarantee Section)</b>	<b>0,00</b>	<b>1.441,44</b>	<b>0,00</b>	<b>1.441,44</b>	<b>0,00</b>	<b>1.441,44</b>	<b>0,00</b>	<b>1.441,44</b>	<b>0,00</b>	<b>1.441,44</b>	<b>0,00</b>	<b>1.441,44</b>		
05	04	01	Rural development financed by the EAGGF-Guarantee section - Completion of earlier programmes (2000 to 2006)	pm	pm	pm	pm	pm	pm	pm	pm	pm	pm	pm	pm		
05	04	03	Plant and animal genetic resources — Completion of earlier measures (Other measures)	pm	1,44	pm	1,44	pm	1,44	pm	1,44	pm	1,44	pm	1,44		
05	04	04	Transitional Instrument for the financing of rural development by the ex-EAGGF Guarantee Section for the new Member States — Completion of programmes (2004 to 2006)	pm	1.440,00	pm	1.440,00	pm	1.440,00	pm	1.440,00	pm	1.440,00	pm	1.440,00		
05	07		<b>AUDIT OF AGRICULTURAL EXPENDITURE</b>	<b>-64,00</b>	<b>-64,00</b>	<b>-269,00</b>	<b>-269,00</b>	<b>-63,15</b>	<b>-63,15</b>	<b>-64,00</b>	<b>-64,00</b>	<b>-172,00</b>	<b>-172,00</b>	<b>-172,00</b>	<b>-172,00</b>		
05	07	01	Control of agricultural expenditure	-64,00	-64,00	-269,00	-269,00	-63,15	-63,15	-64,00	-64,00	-172,00	-172,00	-172,00	-172,00		
05	07	02	Settlement of disputes	pm	pm	pm	pm	pm	pm	pm	pm	pm	pm	pm	pm		
05	08		<b>POLICY STRATEGY AND COORDINATION OF PA AGRICULTURE</b>	<b>40,17</b>	<b>40,15</b>	<b>40,17</b>	<b>40,15</b>	<b>41,17</b>	<b>41,15</b>	<b>41,17</b>	<b>41,15</b>	<b>41,17</b>	<b>41,15</b>	<b>41,17</b>	<b>41,15</b>		
05	08	01	Farm Accountancy Data Network (FADN)	13,89	13,92	13,89	13,92	13,89	13,92	13,89	13,92	13,89	13,92	13,89	13,92		
05	08	02	Surveys on the structure of agricultural holdings	19,00	16,70	19,00	16,70	19,00	16,70	19,00	16,70	19,00	16,70	19,00	16,70		
05	08	03	Restructuring of systems for agricultural surveys	1,78	4,03	1,78	4,03	1,78	4,03	1,78	4,03	1,78	4,03	1,78	4,03		
05	08	06	Enhancing public awareness of the common agricultural policy	5,50	5,50	5,50	5,50	6,50	6,50	6,50	6,50	6,50	6,50	6,50	6,50		
05	08	07	Completion of earlier information measures	pm	pm	pm	pm	pm	pm	pm	pm	pm	pm	pm	pm		
05	08	08	Study on the impact of Council Directive 2000/36/EC	pm	pm	pm	pm	pm	pm	pm	pm	pm	pm	pm	pm		
05	08	09	EAGF - Operational technical assistance	pm	pm	pm	pm	pm	pm	pm	pm	pm	pm	pm	pm		
11			<b>FISHERIES MARKETS (Financed by EAGF) (*)</b>	<b>15,50</b>	<b>15,50</b>	<b>15,50</b>	<b>15,50</b>	<b>15,50</b>	<b>15,50</b>	<b>15,50</b>	<b>15,50</b>	<b>15,50</b>	<b>15,50</b>	<b>15,50</b>	<b>15,50</b>		
17			<b>VETERINARY, PHYTOSANITARY AND PUBLIC HEALTH (Financed by EAGF)</b>	<b>309,80</b>	<b>35,30</b>	<b>309,80</b>	<b>35,30</b>	<b>316,30</b>	<b>41,05</b>	<b>309,80</b>	<b>35,30</b>	<b>309,80</b>	<b>35,30</b>	<b>309,80</b>	<b>35,30</b>		
<b>TOTAL EAGF appropriations (without reserves)</b>				<b>43.669,01</b>	<b>44.832,99</b>	<b>42.939,01</b>	<b>44.102,99</b>	<b>44.052,51</b>	<b>45.215,74</b>	<b>42.817,31</b>	<b>43.981,29</b>	<b>42.696,66</b>	<b>43.860,64</b>	<b>42.696,66</b>	<b>43.860,64</b>		

(\*) An amount of 15 M€ is in the reserve

ANNEX 2

PART OF ex-EAGFF-GUARANTEE & EAGF BUDGET IN THE EU BUDGET 2002 - 2007

BUDGET YEAR	2002	2003	2004	2005	2006	2007
	%	%	%	%	%	%
EU BUDGET	100%	100%	100%	100%	100%	100%
<b>EAGGF - Guarantee</b>	<b>44,7%</b>	<b>45,2%</b>	<b>41,4%</b>	<b>42,5%</b>	<b>41,8%</b>	-
of which 1A	40,0%	40,4%	35,4%	36,5%	35,3%	-
of which 1B	4,7%	4,8%	6,0%	6,0%	6,5%	-
<b>EAGF</b>	-	-	-	-	-	<b>33,0%</b>



## ANNEX 3

### EXCHANGE RATES IN 2007

Monthly Expenditure	Rates of :	CZ	DK	EE	LV	HU	PL	SK
November 2006	8/12/06	27,963000	7,456100	15,646600	0,698500	256,430000	3,830000	35,446000
December 2006	10/01/07	27,735000	7,453900	15,646600	0,698000	256,720000	3,903800	34,599000
January 2007	9/02/07	28,245000	7,453100	15,646600	0,696500	253,000000	3,887900	34,590000
February 2007	9/03/07	28,168000	7,448800	15,646600	0,707900	251,080000	3,882800	34,058000
March 2007	10/04/07	27,950000	7,456000	15,646600	0,705800	245,780000	3,844300	33,474000
April 2007	10/05/07	28,257000	7,451800	15,646600	0,696700	248,150000	3,763400	33,581000
May 2007	8/06/07	28,420000	7,445700	15,646600	0,696700	254,720000	3,846800	34,398000
June 2007	10/07/07	28,629000	7,439700	15,646600	0,697200	246,190000	3,769500	33,399000
July 2007	10/08/07	28,044000	7,442900	15,646600	0,698200	253,150000	3,778700	33,530000
August 2007	10/09/07	27,600000	7,447000	15,646600	0,698500	256,860000	3,811300	33,737000
September 2007	10/10/07	27,490000	7,451700	15,646600	0,703600	249,680000	3,746500	33,582000
October 2007	9/11/07	26,730000	7,453800	15,646600	0,701800	253,710000	3,636500	33,144000

## ANNEX 4

## Summary of outturn for 2007

## EAGF - BUDGET

In EUR

Expenditure section of budget (1)	Commitment appropriations	Payment appropriations	Revenue section of budget (AR) (2)	Estimates
1. Initial appropriations for EAGF	42.711.661.000,00	43.875.641.756,00	1.Conformity clearance	568.000.000,00
2. Amending budget	-400.000.000,00	-400.000.000,00	2. Irregularities	70.000.000,00
3. Final appropriations for EAGF of which:	42.311.661.000,00	43.475.641.756,00	3. Superlevy from milk producers	349.000.000,00
3a. Appropriations for shared management	41.908.432.000,00	41.908.432.000,00	4. Temporary restructuring amounts for sugar sector (3)	1.259.000.000,00
3b. Appropriations for direct payments	403.229.000,00	127.209.756,00	Total forecast of AR	<b>2.246.000.000,00</b>
3c. Appropriations for TRDI EU 10	0,00	1.440.000.000,00		

(1) Credits inscribed in budget 2007 taking into account the forecasted assigned revenue

(2) There are no amount of revenue inscribed on the revenue line (pm), but the forecasted amount is indicated in the budget comments

(3) Revenues are used to provide appropriations for Sugar Restructuring Fund

## EAGF - EXECUTION

Summary of execution	Execution of commitment appropriations	Execution of payment appropriations (4)
Shared management ( excluding TRDI EU 10) (4):	42.335.567.108,49	42.335.567.108,49
- of which Sugar Restructuring Fund	551.435.562,68	551.435.562,68
Direct expenditure	336.739.778,86	78.872.905,36
TRDI EU 10	0,00	1.298.701.347,00
<b>Total</b>	<b>42.672.306.887,35</b>	<b>43.713.141.360,85</b>

(4) Committed amounts. Commitment and payment less assigned revenue received: EUR 39 887 650 082.38

Assigned Revenue (excluding Sugar Restructuring Fund)	
Forecasted revenue	987.000.000,00
Revenue received	1.160.702.264,73
<b>Difference</b>	<b>-173.702.264,73</b>

Expenditure - shared management, excluding Sugar Restructuring Fund and TRDI EU 10 (5)			
	initial appropriations (C1)	appropriations from AR (C4)	carry over of appropriations from AR of 2006 (C5)
Appropriations	41.908.432.000,00	1.160.702.264,73	NA
Execution	41.782.969.545,81	1.162.000,00	NA
Appropriations cancelled	125.462.454,19	-	NA
Carry over to 2008	-	1.159.540.264,73	NA

(5) Commitment appropriations = payment appropriations

Sugar Restructuring Fund		Expenditure section of budget			
Revenue section of budget			initial appropriations	appropriations from AR	carry over of appropriations from AR of 2006
Forecasted revenue	1.259.000.000,00	Appropriations	pm	1.287.214.761,38	NA
Revenue received	1.287.214.761,38	Execution (6)	-	551.435.562,68	NA
		Appropriations cancelled	-	-	NA
		Carry over to 2008	-	735.779.198,70	NA

(6) Commitment appropriations = payment appropriations

Direct expenditure				
	Commitment appropriations	Decommitments	Payment appropriations	Carry over to 2008 (7)
1. Appropriations	403.229.000,00		127.209.756,00	-
2. Execution	336.739.778,86		78.872.905,36	24.884.835,15
3. Appropriations cancelled (1-2)	66.489.221,14		48.336.850,64	-

(7) Carry over to 2008 only for non differentiated appropriations

Direct expenditure - Carry over from 2006 to 2007	Commitment appropriations	Decommitments	Payment appropriations	Cancelled
Carried over credits	265.366.752,43	3.917.107,82	206.772.710,88	54.676.933,73

TRDI EU 10	Commitment appropriations	Execution of commitment appropriations	Payment appropriations	Execution of payment appropriations	Remaining (8)
<b>2007</b>	0,00	0,00	1.440.000.000,00	1.298.701.347,00	141.298.653,00

(8) transfer of appropriations have been made to finance expenditure of Objective 1 and 6 regions programmes and SAPARD programme

TRDI EU 10	Outstanding commitment appropriations	Execution of payment appropriations	Outstanding commitment appropriations remaining for 2008
2005	5.745.553,00	5.745.553,00	0,00
2006	1.595.043.095,00	1.292.955.794,00	302.087.301,00

## ANNEX 5

## Monthly reimbursements to Member States in the 2007 EAGF financial year

to pay in EUR	200611 January	200612 February	200701 March	200702 April	200703 May	200704 June	200705 July	200706 august	200707 September	200708 October	200709 November	200710 December	2007 Compl. Payment	Exercise 2007	to pay in EUR
BE	99.070.000	407.470.000	23.920.000	20.740.000	26.410.000	20.990.000	16.170.000	53.630.000	28.070.000	9.890.000	14.220.000	15.570.000	2.708,30	736.152.708,30	BE
BG				0	0	0	0	0	0	0	0	170.000	7.176,06	177.176,06	BG
CZ	-570.000	278.920.000	39.730.000	8.760.000	-28.570.000	1.610.000	1.860.000	3.290.000	1.030.000	1.550.000	880.000	2.110.000	4.993,01	310.604.993,01	CZ
DK	19.390.000	840.430.000	72.810.000	45.510.000	14.240.000	10.030.000	18.050.000	2.950.000	8.290.000	4.190.000	3.460.000	1.790.000	-992.594,26	1.040.147.405,74	DK
DE	1.370.000	5.287.350.000	60.260.000	38.250.000	-229.140.000	14.410.000	4.910.000	-4.310.000	6.090.000	28.280.000	44.660.000	7.190.000	3.042,08	5.259.323.042,08	DE
EE	610.000	30.010.000	3.480.000	710.000	870.000	620.000	590.000	290.000	260.000	250.000	150.000	40.000	8.956,36	37.888.956,36	EE
IE	571.380.000	596.110.000	31.150.000	14.090.000	44.230.000	15.400.000	12.860.000	53.890.000	11.310.000	8.780.000	22.990.000	5.560.000	1.816,34	1.387.751.816,34	IE
EL	584.430.000	51.730.000	63.680.000	-10.290.000	192.680.000	402.990.000	417.950.000	494.900.000	60.290.000	26.720.000	66.240.000	22.820.000	9.976,67	2.374.149.976,67	EL
ES	98.580.000	2.935.480.000	136.480.000	478.760.000	490.660.000	314.690.000	340.860.000	522.790.000	71.050.000	56.470.000	137.730.000	109.440.000	8.642,14	5.692.998.642,14	ES
FR	3.400.290.000	4.487.610.000	189.990.000	-65.230.000	49.980.000	117.930.000	78.060.000	238.840.000	61.400.000	63.540.000	158.240.000	79.010.000	51.514,10	8.859.711.514,10	FR
IT	-1.520.000	1.698.710.000	212.400.000	905.500.000	515.560.000	113.740.000	237.010.000	645.370.000	75.310.000	70.810.000	51.450.000	82.850.000	4.902,42	4.607.194.902,42	IT
CY	213.000	8.233.000	9.728.000	1.238.000	756.000	352.000	167.000	4.648.000	354.000	199.000	342.000	660.000	80,04	26.890.080,04	CY
LV	17.050.000	3.250.000	5.510.000	1.940.000	15.200.000	4.420.000	880.000	210.000	390.000	300.000	400.000	90.000	5.334,51	49.645.334,51	LV
LT	46.960.000	48.010.000	20.760.000	19.760.000	2.990.000	5.180.000	3.950.000	2.120.000	2.080.000	3.250.000	2.160.000	2.090.000	807,04	159.310.807,04	LT
LU	16.454.000	8.000	24.000	0	13.239.000	457.000	14.000	4.911.000	185.000	325.000	-6.000	33.000	576,70	35.644.576,70	LU
HU	32.950.000	310.600.000	-68.770.000	128.310.000	5.430.000	49.250.000	9.120.000	21.740.000	4.550.000	280.000	-35.100.000	-22.920.000	-14.756,41	435.425.243,59	HU
MT	0	16.000	330.000	71.000	191.000	42.000	0	1.082.000	0	35.000	5.000	181.000	932,59	1.953.932,59	MT
NL	86.670.000	639.940.000	52.410.000	-48.560.000	77.650.000	32.390.000	40.280.000	45.660.000	42.250.000	15.770.000	24.070.000	5.810.000	3.940,20	1.014.343.940,20	NL
AT	-16.730.000	606.260.000	2.540.000	82.360.000	-24.150.000	3.710.000	9.200.000	24.930.000	1.710.000	920.000	2.810.000	-2.560.000	-9.056,58	690.990.943,42	AT
PL	-39.460.000	386.070.000	395.500.000	211.680.000	-61.070.000	41.380.000	19.800.000	20.250.000	7.360.000	11.590.000	9.400.000	7.700.000	6.733,89	1.010.206.733,89	PL
PT	68.670.000	131.260.000	6.380.000	272.650.000	42.900.000	50.890.000	38.260.000	50.610.000	7.270.000	8.080.000	35.580.000	4.670.000	-10.555,18	717.209.444,82	PT
RO				0	0	0	0	6.890.000	0	0	0	0	3.687,59	6.893.687,59	RO
SI	1.050.000	16.050.000	-1.220.000	2.500.000	-3.500.000	410.000	210.000	28.170.000	330.000	100.000	1.120.000	370.000	-14.221,66	45.575.778,34	SI
SK	540.000	114.780.000	5.590.000	10.430.000	-16.740.000	1.580.000	2.600.000	1.490.000	3.150.000	6.810.000	7.030.000	2.430.000	7.348,83	139.697.348,83	SK
FI	18.060.000	501.300.000	1.110.000	2.990.000	-7.430.000	20.900.000	14.070.000	6.900.000	2.010.000	1.520.000	16.090.000	280.000	3.602,60	577.803.602,60	FI
SE	9.630.000	641.260.000	38.360.000	12.830.000	700.000	3.900.000	4.890.000	15.890.000	1.440.000	2.090.000	11.270.000	730.000	9.118,43	742.999.118,43	SE
UK	98.190.000	1.028.230.000	451.230.000	1.227.650.000	183.320.000	167.330.000	398.400.000	194.470.000	40.950.000	39.820.000	119.160.000	-21.790.000	-1.623,43	3.926.958.376,57	UK
<b>TOTAL</b>	<b>5.113.277.000</b>	<b>21.049.087.000</b>	<b>1.753.382.000</b>	<b>3.362.649.000</b>	<b>1.306.406.000</b>	<b>1.394.601.000</b>	<b>1.670.161.000</b>	<b>2.441.611.000</b>	<b>437.129.000</b>	<b>361.569.000</b>	<b>694.351.000</b>	<b>304.324.000</b>	<b>-896.917,62</b>	<b>39.887.650.082,38</b>	<b>TOTAL</b>



## Payments carried out directly by the European Commission during the financial year 2007 - part I (differentiated appropriations)

in Euro

Direct payments on the appropriations of the Budget 2007				
Budget line Concerning certain agricultural measures	Commitment appropriations 2007	Commitments	Payment appropriations	Amounts charged (payments)
05 02 10 02	7.295.000,00	2.723.506,14	4.360.000,00	3.884.497,16
05 04 03 02	pm	0,00	1.440.000,00	0,00
05 07 01 05	pm	0,00	pm	0,00
05 08 01 00	13.894.000,00	12.914.944,39	13.916.000,00	11.559.904,76
05 08 02 00	19.000.000,00	16.229.929,00	16.700.000,00	14.847.968,93
05 08 03 00	1.780.000,00	1.340.410,75	4.033.756,00	3.795.483,22
05 08 07 00	pm	0,00	pm	0,00
05 08 08 00	pm	0,00	pm	0,00
11 02 01 01	15.500.000,00	10.625.640,93	15.500.000,00	10.142.284,27
11 02 0 201	pm	0,00	pm	0,00
11 02 03 01	15.000.000,00	14.493.191,42	15.000.000,00	14.493.191,42
17 04 01 01	209.500.000,00	203.984.156,43	pm	0,00
17 04 02 01	15.000.000,00	14.046.913,32	7.476.417,80	4.882.231,05
17 04 03 01	48.000.000,00	9.460.383,57	2.523.582,20	2.419.385,67
17 04 04 01	2.500.000,00	1.457.063,19	500.000,00	19.608,00
17 04 07 01	20.000.000,00	16.944.068,66	10.000.000,00	5.193.614,97
<b>TOTAL</b>	<b>367.469.000,00</b>	<b>304.220.207,80</b>	<b>91.449.756,00</b>	<b>71.238.169,45</b>

Direct payments on not-automatically carried over appropriations from financial year 2006 to financial year 2007				
Budget line Concerning certain agricultural measures	Carryovers	Commitments	Payment appropriations	Amounts charged (payments)
<b>C2</b>				
05 08 02 00	0,00	0,00	1.300.000,00	0,00
05 08 03 00	0,00	0,00	943.601,00	283.964,40
<b>C4</b>				
17 04 01 01	1.499.974,36	2.359,92	1.499.974,36	606.051,35
17 04 07 01	410.844,17	0,00	410.844,17	4.206,91
<b>C5</b>				
05 04 03 02	5.550,00	0,00	0,00	0,00
05 07 01 05	162.522,50	0,00	42.971,78	12.016,40
05 08 01 00	96.750,00	96.750,00	96.750,00	96.750,00
05 08 03 00	24.000,00	24.000,00	18.750,00	18.750,00
<b>TOTAL</b>	<b>2.199.641,03</b>	<b>123.109,92</b>	<b>4.312.891,31</b>	<b>1.021.739,06</b>

## Payments carried out directly by the European Commission during the 2007 financial year - part II (non-differentiated appropriations)

in Euro

Direct payments on the appropriations of the Budget 2007					
Budget line Concerning certain agricultural measures	Appropriations 2007	Commitments	Cancelled commitment appropriations	Amounts charged (payments)	Automatic carryovers
05 01 04 01	7.960.000,00	5.955.724,07	2.004.275,93	1.265.829,54	4.689.894,53
05 01 04 06	pm	0,00	0,00	0,00	0,00
05 01 04 07	500.000,00	480.131,00	19.869,00	0,00	480.131,00
05 07 01 02	6.000.000,00	5.963.938,00	36.062,00	5.327.393,82	636.544,18
05 08 06 00	6.500.000,00	5.753.246,21	746.753,79	582.562,34	5.170.683,87
05 08 09 00	pm	0,00	0,00	0,00	0,00
11 02 01 02	pm	0,00	0,00	0,00	0,00
11 02 02 02	pm	0,00	0,00	0,00	0,00
11 02 03 02	pm	0,00	0,00	0,00	0,00
17 01 04 01	500.000,00	412.905,00	87.095,00	79.877,00	333.028,00
17 01 04 04	pm	0,00	0,00	0,00	0,00
17 01 04 05	800.000,00	453.750,00	346.250,00	379.073,21	74.676,79
17 03 02 00	13.500.000,00	13.499.876,78	123,22	0,00	13.499.876,78
17 04 01 02	pm	0,00	0,00	0,00	0,00
17 04 02 02	pm	0,00	0,00	0,00	0,00
17 04 03 02	pm	0,00	0,00	0,00	0,00
17 04 04 02	pm	0,00	0,00	0,00	0,00
17 04 05 00	pm	0,00	0,00	0,00	0,00
17 04 07 02	pm	0,00	0,00	0,00	0,00
<b>TOTAL</b>	<b>35.760.000,00</b>	<b>32.519.571,06</b>	<b>3.240.428,94</b>	<b>7.634.735,91</b>	<b>24.884.835,15</b>

Direct payments on not-automatically carried over appropriations from financial year 2006 to financial year 2007					
Budget line Concerning certain agricultural measures	Carryovers	Commitments	Available appropriations	Amounts charged (payments)	Still to be charged
<b>C4</b>					
05 01 04 01	459,60	0,00	459,60	0,00	459,60
17 04 01 02	318.367,23	0,00	318.367,23	0,00	318.367,23
17 04 02 02	18.657,75	0,00	18.657,75	0,00	18.657,75
<b>C5</b>					
17 04 01 02	2.228.050,29	0,00	2.228.050,29	0,00	2.228.050,29
17 04 02 02	246.868,06	0,00	246.868,06	0,00	246.868,06
17 04 03 02	11.209,27	0,00	11.209,27	0,00	11.209,27
<b>TOTAL</b>	<b>2.823.612,20</b>	<b>0,00</b>	<b>2.823.612,20</b>	<b>0,00</b>	<b>2.823.612,20</b>

Payments on automatically carried over appropriations from financial year 2006 to financial year 2007					
Budget line Concerning certain agricultural measures	Commitments carryovers	Decommitments	Total commitments remaining carryovers	Amounts charged (payments)	Appropriations lapsing
05 01 04 01	1.753.241,15	257.146,64	1.496.094,51	1.479.532,51	16.562,00
05 07 01 02	3.451.316,51	274.587,31	3.176.729,20	2.991.773,75	184.955,45
05 08 06 00	5.455.899,45	1.624.086,85	3.831.812,60	3.614.402,35	217.410,25
11 02 01 02	620.726,44	107,22	620.619,22	20.619,22	600.000,00
17 01 04 05	6.743.010,50	0,00	6.743.010,50	6.195.851,52	547.158,98
17 03 02 00	14.600.000,00	0,00	14.600.000,00	14.368.293,93	231.706,07
17 04 01 02	193.999.555,55	218.555,55	193.781.000,00	152.191.020,56	41.589.979,44
17 04 02 02	17.390.006,92	507.575,26	16.882.431,66	14.755.955,97	2.126.475,69
17 04 03 02	8.594.151,00	204.151,00	8.390.000,00	5.910.835,75	2.479.164,25
17 04 04 02	9.194.916,25	208,30	9.194.707,95	2.576.790,04	6.617.917,91
17 04 07 02	3.563.928,66	830.689,69	2.733.238,97	2.667.635,28	65.603,69
<b>TOTAL</b>	<b>265.366.752,43</b>	<b>3.917.107,82</b>	<b>261.449.644,61</b>	<b>206.772.710,88</b>	<b>54.676.933,73</b>

**ANNEX 7**

**EXPENDITURE CHARGED AGAINST THE 2007 BUDGET ( PART I )**

**DETAILS by ITEM and by MEMBER STATE**

<b>BE</b>	<b>BG</b>	<b>CZ</b>	<b>DK</b>	<b>DE</b>	<b>EE</b>	<b>IE</b>	<b>GR</b>	<b>ES</b>	<b>FR</b>	<b>IT</b>	<b>CY</b>	<b>LV</b>	<b>LT</b>	<b>LU</b>	<b>HU</b>
-----------	-----------	-----------	-----------	-----------	-----------	-----------	-----------	-----------	-----------	-----------	-----------	-----------	-----------	-----------	-----------

(152 pages)



En Millions d'euros

23/01/2008 14:57

FEAGA

I Recettes affectées

Part I - Page 2 / 152

Poste	BE	BG	CZ	DK	DE	EE	IE	GR	ES	FR	IT	CY	LV	LT	LU	HU
67 03 00 00 2071 118 Additional levy - marketing year 01/02 - direct sales	---	---	---	---	---	---	---	---	---	---	---	---	---	---	---	---
67 03 00 00 2071 119 IC4 Additional levy - marketing year 02/03 - direct sales	---	---	---	---	---	---	---	---	---	---	---	---	---	---	---	---
67 03 00 00 2071 120 IC4 Additional levy - marketing year 03/04 - direct sales	---	---	---	---	---	---	---	---	---	---	-2,2	---	---	---	---	---
67 03 00 00 2071 121 Additional levy - marketing year 94/95 - interest for delayed payments	---	---	---	---	---	---	---	---	---	---	---	---	---	---	---	---
67 03 00 00 2071 122 IC4 Additional levy - marketing year 95/96 - interest for delayed payments	---	---	---	---	---	---	---	---	---	---	---	---	---	---	---	---
67 03 00 00 2071 123 IC4 Additional levy - marketing year 96/97 - interest for delayed payments	---	---	---	---	---	---	---	---	---	---	---	---	---	---	---	---
67 03 00 00 2071 124 IC4 Additional levy - marketing year 97/98 - interest for delayed payments	---	---	---	---	0,0	---	---	---	---	---	---	---	---	---	---	---
67 03 00 00 2071 125 IC4 Additional levy - marketing year 98/99 - interest for delayed payments	---	---	---	---	---	---	---	---	---	---	---	---	---	---	---	---
67 03 00 00 2071 126 IC4 Additional levy - marketing year 99/00 - interest for delayed payments	---	---	---	---	-0,0	---	---	---	---	---	---	---	---	---	---	---
67 03 00 00 2071 127 IC4 Additional levy - marketing year 00/01 - interest for delayed payments	---	---	---	---	-0,0	---	---	---	---	---	---	---	---	---	---	---
67 03 00 00 2071 128 IC4 Additional levy - marketing year 01/02 - interest for delayed payments	---	---	---	---	-0,0	---	---	---	---	---	---	---	---	---	---	---
67 03 00 00 2071 129 IC4 Additional levy - marketing year 02/03 - interest for delayed payments	---	---	---	---	---	---	---	---	---	---	---	---	---	---	---	---
67 03 00 00 2071 140 IC4 Additional levy - marketing year 04/05 - deliveries	---	---	---	---	-0,2	---	-0,0	---	---	---	0,8	---	---	---	---	---
67 03 00 00 2071 141 IC4 Additional levy - marketing year 05/06 - deliveries	---	---	-5,2	---	-61,6	---	---	---	-4,0	---	-195,0	-0,4	---	---	-0,9	---
67 03 00 00 2071 142 Additional levy - marketing year 06/07 - deliveries	---	---	---	---	---	---	---	---	---	---	---	---	---	---	---	---
67 03 00 00 2071 143 Additional levy - marketing year 07/08 - deliveries	---	---	---	---	---	---	---	---	---	---	---	---	---	---	---	---
67 03 00 00 2071 150 IC4 Additional levy - marketing year 04/05 - direct sales	---	---	---	---	---	---	---	---	---	---	-2,5	---	---	---	---	---
67 03 00 00 2071 151 IC4 Additional levy - marketing year 05/06 - direct sales	---	---	---	---	---	---	---	---	---	---	---	---	---	---	---	---
67 03 00 00 2071 152 Additional levy - marketing year 06/07 - direct sales	---	---	---	---	---	---	---	---	---	---	---	---	---	---	---	---
67 03 00 00 2071 153 Additional levy - marketing year 07/08 - direct sales	---	---	---	---	---	---	---	---	---	---	---	---	---	---	---	---
67 03 00 00 2071 200 Milk quotas - Art.26(2), R.595/04	---	---	---	---	---	---	---	---	---	---	---	---	---	---	---	---
67 03 00 00 2071 499 Disputed claims excluded in the closure of accounts	---	---	---	---	---	---	---	---	---	---	---	---	---	---	---	---
6 7 0 3 IC4 Superlevy from milk producers – Assigned revenue	---	---	-5,2	---	-61,8	---	-0,0	-0,0	-4,0	---	-203,3	-0,4	---	---	-0,9	---
6 7 0 IC4 Revenue concerning EAGF	-9,9	---	-5,4	-11,4	-108,0	-0,5	-10,7	-282,2	-136,7	-53,2	-363,9	-0,6	-0,1	-1,0	-1,1	-0,7
<b>6 7 IC4 REVENUE CONCERNING EAGF and EAFRD</b>	<b>-9,9</b>	<b>---</b>	<b>-5,4</b>	<b>-11,4</b>	<b>-108,0</b>	<b>-0,5</b>	<b>-10,7</b>	<b>-282,2</b>	<b>-136,7</b>	<b>-53,2</b>	<b>-363,9</b>	<b>-0,6</b>	<b>-0,1</b>	<b>-1,0</b>	<b>-1,1</b>	<b>-0,7</b>
68 01 00 00 0000 001 IC4 Temporary restructuring amount - marketing year 06/07 - 60% - R.320/06, Art.11	-68,6	---	-35,6	-31,9	-278,8	---	---	-24,7	-72,3	-277,0	-60,0	---	-5,0	-7,8	---	-37,1
6 8 0 1 IC4 Temporary restructuring amounts – Assigned revenue	-68,6	---	-35,6	-31,9	-278,8	---	---	-24,7	-72,3	-277,0	-60,0	---	-5,0	-7,8	---	-37,1
68 02 00 00 0000 001 Amounts paid and recovered - cases of fraud or irregularities - Art.32(2), R.1290/05 - 80%	---	---	---	---	---	---	---	---	---	---	---	---	---	---	---	---
68 02 00 00 0000 002 Amounts paid and recovered - cases of fraud or irregularities - multiannual sanctions, other recoveries	---	---	---	---	---	---	---	---	---	---	---	---	---	---	---	---
6 8 0 2 Irregularities concerning the temporary restructuring fund – Assigned revenue	---	---	---	---	---	---	---	---	---	---	---	---	---	---	---	---
6 8 0 IC4 Temporary restructuring amounts	-68,6	---	-35,6	-31,9	-278,8	---	---	-24,7	-72,3	-277,0	-60,0	---	-5,0	-7,8	---	-37,1

Poste		BE	BG	CZ	DK	DE	EE	IE	GR	ES	FR	IT	CY	LV	LT	LU	HU
<b>6 8</b>	<b>IC4 TEMPORARY RESTRUCTURING AMOUNTS</b>	<b>-68,6</b>	<b>---</b>	<b>-35,6</b>	<b>-31,9</b>	<b>-278,8</b>	<b>---</b>	<b>---</b>	<b>-24,7</b>	<b>-72,3</b>	<b>-277,0</b>	<b>-60,0</b>	<b>---</b>	<b>-5,0</b>	<b>-7,8</b>	<b>---</b>	<b>-37,1</b>
<b>6</b>	<b>IC4 CONTRIBUTIONS AND REFUNDS IN CONNECTION WITH COMMUNITY AGREEMENTS AND PROGRAMMES</b>	<b>-78,5</b>	<b>---</b>	<b>-40,9</b>	<b>-43,3</b>	<b>-386,9</b>	<b>-0,5</b>	<b>-10,7</b>	<b>-306,9</b>	<b>-209,0</b>	<b>-330,2</b>	<b>-423,9</b>	<b>-0,6</b>	<b>-5,1</b>	<b>-8,8</b>	<b>-1,1</b>	<b>-37,8</b>
<b>TOTAL RA</b>	<b>IC4</b>	<b>-78,5</b>	<b>---</b>	<b>-40,9</b>	<b>-43,3</b>	<b>-386,9</b>	<b>-0,5</b>	<b>-10,7</b>	<b>-306,9</b>	<b>-209,0</b>	<b>-330,2</b>	<b>-423,9</b>	<b>-0,6</b>	<b>-5,1</b>	<b>-8,8</b>	<b>-1,1</b>	<b>-37,8</b>







En Millions d'euros

23/01/2008 14:57

FEAGA

II Dépenses

Part I - Page 6 / 152

Poste	BE	BG	CZ	DK	DE	EE	IE	GR	ES	FR	IT	CY	LV	LT	LU	HU
05 02 01 02 1014 001 Depreciation on purchase - bread-making wheat	---	---	---	---	---	---	---	---	---	---	---	---	---	---	---	---
05 02 01 02 1014 004 C1 Depreciation on purchase - barley	---	---	0,0	---	---	---	---	---	---	---	---	---	---	---	---	---
05 02 01 02 1014 006 Depreciation on purchase - maize	---	---	---	---	---	---	---	---	---	---	---	---	---	---	---	---
05 02 01 02 1014 007 Depreciation on purchase - sorghum	---	---	---	---	---	---	---	---	---	---	---	---	---	---	---	---
05 02 01 02 1014 011 Complementary depreciation - bread-making wheat	---	---	---	---	---	---	---	---	---	---	---	---	---	---	---	---
05 02 01 02 1014 014 Complementary depreciation - barley	---	---	---	---	---	---	---	---	---	---	---	---	---	---	---	---
05 02 01 02 1014 015 Complementary depreciation - rye	---	---	---	---	---	---	---	---	---	---	---	---	---	---	---	---
05 02 01 02 1014 016 Complementary depreciation - maize	---	---	---	---	---	---	---	---	---	---	---	---	---	---	---	---
05 02 01 02 1014 017 Complementary depreciation - sorghum	---	---	---	---	---	---	---	---	---	---	---	---	---	---	---	---
05 02 01 02 C1 Intervention storage of cereals	-2,5	---	1,8	-7,0	-127,4	-0,8	-0,2	-1,2	-11,1	3,5	-12,4	---	-1,4	-2,3	---	-50,7
05 02 01 03 1021 001 C1 Premium - potato starch (Art.5, R.1868/94)	---	---	0,6	3,0	10,9	---	---	---	---	5,4	---	---	0,1	---	---	---
05 02 01 03 1022 013 C1 Maize - production refunds - marketing year 04/05 and earlier	0,0	---	---	---	0,0	---	---	---	0,0	0,1	-0,0	---	---	---	---	0,0
05 02 01 03 1022 014 C1 Maize - production refunds - marketing year 05/06	0,1	---	---	0,0	0,4	---	0,0	0,0	1,2	1,8	0,9	---	---	---	---	0,1
05 02 01 03 1022 015 C1 Maize - production refunds - marketing year 06/07	0,0	---	---	0,6	0,2	---	---	0,0	0,2	0,9	0,4	---	---	---	---	---
05 02 01 03 1022 016 C1 Maize - production refunds - marketing year 07/08 - R.1784/03, Art.8	---	---	---	0,2	---	---	---	---	---	---	---	---	---	---	---	---
05 02 01 03 1022 023 C1 Wheat - production refunds - marketing year 04/05 and earlier	---	---	---	---	0,0	---	---	---	---	0,1	0,0	---	---	---	---	---
05 02 01 03 1022 024 C1 Wheat - production refunds - marketing year 05/06	0,2	---	0,0	---	0,5	---	---	---	0,1	0,8	0,0	---	---	---	---	---
05 02 01 03 1022 025 C1 Wheat - production refunds - marketing year 06/07	0,1	---	---	---	0,2	---	---	---	0,0	0,1	0,0	---	---	---	---	---
05 02 01 03 1022 026 Wheat - production refunds - marketing year 07/08 - R.1784/03, Art.8	---	---	---	---	---	---	---	---	---	---	---	---	---	---	---	---
05 02 01 03 1022 031 C1 Potato starch - production refunds - marketing year 04/05 and earlier	---	---	---	---	0,0	---	---	---	---	0,0	0,0	---	---	---	---	---
05 02 01 03 1022 032 C1 Potato starch - production refunds - marketing year 05/06	0,0	---	0,0	---	0,3	---	---	---	0,2	0,6	0,2	---	---	---	---	---
05 02 01 03 1022 033 C1 Potato starch - production refunds - marketing year 06/07	0,0	---	0,0	0,1	0,5	---	---	---	0,0	0,3	0,0	---	---	0,0	---	---
05 02 01 03 1022 034 C1 Potato starch - production refunds - marketing year 07/08 - R.1784/03, Art.8	---	---	---	0,0	---	---	---	---	---	---	---	---	---	---	---	---
05 02 01 03 1022 041 Other cereals - production refunds - marketing year 04/05 and earlier	---	---	---	---	---	---	---	---	---	---	---	---	---	---	---	---
05 02 01 03 1022 042 C1 Other cereals - production refunds - marketing year 05/06	---	---	---	---	---	---	---	---	---	---	---	---	---	---	---	---
05 02 01 03 1022 043 C1 Other cereals - production refunds - marketing year 06/07	---	---	---	---	---	---	---	---	---	---	---	---	---	---	---	---
05 02 01 03 1022 044 Other cereals - production refunds - marketing year 07/08 - R.1784/03, Art.8	---	---	---	---	---	---	---	---	---	---	---	---	---	---	---	---
05 02 01 03 C1 Intervention for starch	0,6	---	0,6	4,0	13,1	---	0,0	0,0	1,7	10,0	1,6	---	0,1	0,0	---	0,1
05 02 01 99 1090 020 C1 Others	---	---	---	---	-0,0	---	---	---	---	0,0	---	---	---	---	---	---
05 02 01 99 1090 020 NA Others	---	---	---	---	---	---	---	---	---	---	---	---	---	---	---	---
05 02 01 99 1090 020 Others	---	---	---	---	-0,0	---	---	---	---	0,0	---	---	---	---	---	---

En Millions d'euros

23/01/2008 14:57

Part I - Page 7 / 152

FEAGA

II Dépenses

Poste		BE	BG	CZ	DK	DE	EE	IE	GR	ES	FR	IT	CY	LV	LT	LU	HU
05 02 01 99	C1 Other measures (cereals)	---	---	---	---	-0,0	---	---	---	---	0,0	---	---	---	---	---	---
05 02 01 99	NA Other measures (cereals)	---	---	---	---	---	---	---	---	---	---	---	---	---	---	---	---
05 02 01 99	Other measures (cereals)	---	---	---	---	-0,0	---	---	---	---	0,0	---	---	---	---	---	---
05 02 01	C1 Cereals	-0,4	---	2,4	-2,0	-104,9	-0,8	-0,2	-1,0	-9,1	29,9	-4,6	---	-1,2	-2,2	---	-50,1
05 02 01	NA Cereals	---	---	---	---	---	---	---	---	---	---	---	---	---	---	---	---
05 02 01	Cereals	-0,4	---	2,4	-2,0	-104,9	-0,8	-0,2	-1,0	-9,1	29,9	-4,6	---	-1,2	-2,2	---	-50,1
05 02 02 01 1850 049	C1 Refunds - rice - marketing year 04/05 and earlier	---	---	---	---	---	---	---	---	0,0	---	0,0	---	---	---	---	---
05 02 02 01 1850 049	NA Refunds - rice - marketing year 04/05 and earlier	---	---	---	---	---	---	---	---	---	---	---	---	---	---	---	---
05 02 02 01 1850 049	Refunds - rice - marketing year 04/05 and earlier	---	---	---	---	---	---	---	---	0,0	---	0,0	---	---	---	---	---
05 02 02 01 1850 050	Refunds - rice - marketing year 05/06	---	---	---	---	---	---	---	---	---	---	---	---	---	---	---	---
05 02 02 01 1850 051	C1 Refunds - rice - marketing year 06/07	---	---	---	---	---	---	---	---	---	---	-0,0	---	---	---	---	---
05 02 02 01 1850 052	Refunds - rice - marketing year 07/08 - R.1785/03, Art.14-19	---	---	---	---	---	---	---	---	---	---	---	---	---	---	---	---
05 02 02 01	C1 Export refunds for rice	---	---	---	---	---	---	---	---	0,0	---	0,0	---	---	---	---	---
05 02 02 01	NA Export refunds for rice	---	---	---	---	---	---	---	---	---	---	---	---	---	---	---	---
05 02 02 01	Export refunds for rice	---	---	---	---	---	---	---	---	0,0	---	0,0	---	---	---	---	---
05 02 02 02 1851 001	C1 Technical costs of public storage	---	---	---	---	---	---	---	1,8	---	---	0,0	---	---	---	---	---
05 02 02 02 1851 001	NA Technical costs of public storage	---	---	---	---	---	---	---	---	---	---	---	---	---	---	---	---
05 02 02 02 1851 001	Technical costs of public storage	---	---	---	---	---	---	---	1,8	---	---	0,0	---	---	---	---	---
05 02 02 02 1852 001	C1 Financial costs of public storage	---	---	---	---	---	---	---	0,1	---	---	0,0	---	---	---	---	---
05 02 02 02 1852 001	NA Financial costs of public storage	---	---	---	---	---	---	---	---	---	---	---	---	---	---	---	---
05 02 02 02 1852 001	Financial costs of public storage	---	---	---	---	---	---	---	0,1	---	---	0,0	---	---	---	---	---
05 02 02 02 1853 001	C1 Other public storage costs	---	---	---	---	---	---	---	6,0	---	-3,5	-3,0	---	---	---	---	---
05 02 02 02 1853 001	NA Other public storage costs	---	---	---	---	---	---	---	---	---	---	---	---	---	---	---	---
05 02 02 02 1853 001	Other public storage costs	---	---	---	---	---	---	---	6,0	---	-3,5	-3,0	---	---	---	---	---
05 02 02 02 1854 002	Complementary depreciation	---	---	---	---	---	---	---	---	---	---	---	---	---	---	---	---
05 02 02 02	C1 Intervention storage of rice	---	---	---	---	---	---	---	7,9	---	-3,5	-3,0	---	---	---	---	---
05 02 02 02	NA Intervention storage of rice	---	---	---	---	---	---	---	---	---	---	---	---	---	---	---	---
05 02 02 02	Intervention storage of rice	---	---	---	---	---	---	---	7,9	---	-3,5	-3,0	---	---	---	---	---
05 02 02 99 1890 010	Others	---	---	---	---	---	---	---	---	---	---	---	---	---	---	---	---
05 02 02 99	Other measures (rice)	---	---	---	---	---	---	---	---	---	---	---	---	---	---	---	---
05 02 02	C1 Rice	---	---	---	---	---	---	---	7,9	0,0	-3,5	-3,0	---	---	---	---	---



En Millions d'euros

23/01/2008 14:57

FEAGA

II Dépenses

Part I - Page 9 / 152

Poste	BE	BG	CZ	DK	DE	EE	IE	GR	ES	FR	IT	CY	LV	LT	LU	HU
05 02 04 01 3100 174 C1 Bread-making wheat - transport costs within M.S. 2005 and earlier	---	---	---	---	---	---	---	---	---	---	0,0	---	---	---	---	---
05 02 04 01 3100 176 C1 Rye - transport costs within M.S. 2005 and earlier	---	---	---	---	---	---	---	---	---	---	---	---	---	---	---	---
05 02 04 01 3100 178 C1 Butter - transport costs within M.S. 2005 and earlier	---	---	---	---	---	---	---	---	---	---	0,0	---	---	---	---	---
05 02 04 01 3100 179 Barley - transport costs within M.S. 2005 and earlier	---	---	---	---	---	---	---	---	---	---	---	---	---	---	---	---
05 02 04 01 3100 182 C1 Rice - transport costs within M.S. 2005 and earlier	---	---	---	---	---	---	---	0,2	---	---	---	---	---	---	---	---
05 02 04 01 3100 186 Maize - transport costs within M.S. 2005 and earlier	---	---	---	---	---	---	---	---	---	---	---	---	---	---	---	---
05 02 04 01 3100 188 Skimmed-milk powder - transport costs within M.S. 2005 and earlier	---	---	---	---	---	---	---	---	---	---	---	---	---	---	---	---
05 02 04 01 3100 196 C1 Administrative costs - 2005 and earlier	---	---	---	---	---	---	---	---	0,4	---	0,0	---	---	---	---	---
05 02 04 01 3100 197 C1 Administrative costs - 2006 - R.3149/92, Art.6(3)	---	---	---	---	---	---	---	---	0,3	0,4	0,6	---	0,0	0,0	---	0,1
05 02 04 01 3100 198 C1 Administrative costs - 2007 - R.3149/92, Art.6(3)	---	---	---	---	---	---	---	---	0,1	---	---	---	0,0	---	---	---
05 02 04 01 3100 202 C1 Bread-making wheat - transport costs within M.S. 2006	0,0	---	---	---	---	---	---	0,2	0,1	0,3	0,9	---	0,0	0,0	---	0,3
05 02 04 01 3100 203 C1 Products purchased on the market - value of product - programme 2006	---	---	---	---	---	---	---	4,5	---	---	25,5	---	---	---	0,0	---
05 02 04 01 3100 204 C1 Products purchased on the market - transport costs within M.S. - programme 2006	---	---	---	---	---	---	---	-0,1	---	---	---	---	---	---	---	---
05 02 04 01 3100 206 Rye - transport costs within M.S. 2006	---	---	---	---	---	---	---	---	---	---	---	---	---	---	---	---
05 02 04 01 3100 208 C1 Butter - transport costs within M.S. 2006	---	---	---	---	---	---	---	---	0,4	0,8	0,4	---	---	---	---	---
05 02 04 01 3100 209 C1 Barley - transport costs within M.S. 2006	---	---	---	---	---	---	---	---	---	---	---	---	---	---	---	---
05 02 04 01 3100 212 C1 Rice - transport costs within M.S. 2006	---	---	---	---	---	---	---	0,3	0,1	0,2	0,4	---	---	0,0	---	---
05 02 04 01 3100 214 Maize - transport costs within M.S. 2006	---	---	---	---	---	---	---	---	---	---	---	---	---	---	---	---
05 02 04 01 3100 216 C1 Skimmed-milk powder - transport costs within M.S. 2006	---	---	---	---	---	---	---	---	---	---	0,3	---	---	---	---	---
05 02 04 01 3100 218 C1 White sugar - transport costs within M.S. 2006	---	---	---	---	---	---	---	---	---	---	---	---	---	---	---	---
05 02 04 01 3100 219 C1 Intra-Community transport costs 2005 and earlier - all products - R.3149/92, Art.7(2)	---	---	---	---	---	---	---	---	---	---	0,0	---	---	---	---	---
05 02 04 01 3100 261 C1 Intra-Community transport costs 2006 - bread-making wheat - R.3149/92, Art.7(2) & R.1819/05, Annex III	---	---	---	---	---	---	---	---	2,1	---	---	---	---	---	---	---
05 02 04 01 3100 262 Intra-Community transport costs 2006 - rye	---	---	---	---	---	---	---	---	---	---	---	---	---	---	---	---
05 02 04 01 3100 263 Intra-Community transport costs 2006 - butter	---	---	---	---	---	---	---	---	---	---	---	---	---	---	---	---
05 02 04 01 3100 264 Intra-Community transport costs 2006 - skimmed-milk powder	---	---	---	---	---	---	---	---	---	---	---	---	---	---	---	---
05 02 04 01 3100 265 Intra-Community transport costs 2006 - barley	---	---	---	---	---	---	---	---	---	---	---	---	---	---	---	---
05 02 04 01 3100 266 C1 Intra-Community transport costs 2006 - rice	---	---	---	---	---	---	---	---	---	---	0,0	---	---	---	---	---
05 02 04 01 3100 267 Intra-Community transport costs 2006 - white sugar	---	---	---	---	---	---	---	---	---	---	---	---	---	---	---	---
05 02 04 01 3100 269 C1 Intra-Community transport costs 2007 - bread-making wheat - R.3149/92, Art.7(2) & R.../06	---	---	---	---	---	---	---	1,1	1,1	---	---	---	---	---	---	---
05 02 04 01 3100 270 Intra-Community transport costs 2007 - rye - R.3149/92, Art.7(2) & R.../06	---	---	---	---	---	---	---	---	---	---	---	---	---	---	---	---
05 02 04 01 3100 271 C1 Intra-Community transport costs 2007 - butter - R.3149/92, Art.7(2) & R.../06	---	---	---	---	---	---	---	---	---	0,2	---	---	---	---	---	---

En Millions d'euros

23/01/2008 14:57

FEAGA

II Dépenses

Part I - Page 10 / 152

Poste		BE	BG	CZ	DK	DE	EE	IE	GR	ES	FR	IT	CY	LV	LT	LU	HU
05 02 04 01 3100 272	Intra-Community transport costs 2007 - skimmed-milk powder - R.3149/92, Art.7(2) & R..../06	---	---	---	---	---	---	---	---	---	---	---	---	---	---	---	---
05 02 04 01 3100 273	Intra-Community transport costs 2007 - barley - R.3149/92, Art.7(2) & R..../06	---	---	---	---	---	---	---	---	---	---	---	---	---	---	---	---
05 02 04 01 3100 274	Intra-Community transport costs 2007 - rice - R.3149/92, Art.7(2) & R..../06	---	---	---	---	---	---	---	---	---	---	---	---	---	---	---	---
05 02 04 01 3100 275	Intra-Community transport costs 2007 - white sugar - R.3149/92, Art.7(2) & R..../06	---	---	---	---	---	---	---	---	---	---	---	---	---	---	---	---
05 02 04 01	C1 Programmes for deprived persons	3,9	---	---	---	---	0,1	0,2	7,5	50,0	47,6	66,3	---	0,0	3,2	0,1	6,6
05 02 04 02 3110 001	C1 Refunds - food aid - durum wheat	0,0	---	---	---	---	---	---	---	---	---	---	---	---	---	---	---
05 02 04 02 3110 002	Refunds - food aid - common wheat	---	---	---	---	---	---	---	---	---	---	---	---	---	---	---	---
05 02 04 02 3110 003	C1 Refunds - food aid - other cereals	---	---	---	---	---	---	---	---	---	---	0,7	---	---	---	---	---
05 02 04 02 3111 001	Refunds - food aid - rice	---	---	---	---	---	---	---	---	---	---	---	---	---	---	---	---
05 02 04 02 3112 001	C1 Refunds - food aid - sugar	---	---	---	---	---	---	---	---	---	---	0,0	---	---	---	---	---
05 02 04 02 3113 001	Refunds - food aid - skimmed-milk powder	---	---	---	---	---	---	---	---	---	---	---	---	---	---	---	---
05 02 04 02 3113 002	Refunds - food aid - whole-milk powder	---	---	---	---	---	---	---	---	---	---	---	---	---	---	---	---
05 02 04 02 3113 003	Refunds - food aid - butter oil	---	---	---	---	---	---	---	---	---	---	---	---	---	---	---	---
05 02 04 02 3119 001	C1 Refunds - food aid - other products	0,7	---	---	0,2	---	---	---	---	---	---	0,0	---	---	---	---	---
05 02 04 02	C1 Food aid	0,7	---	---	0,2	---	---	---	---	---	---	0,7	---	---	---	---	---
05 02 04 99 0000 006	Others	---	---	---	---	---	---	---	---	---	---	---	---	---	---	---	---
05 02 04 99 3190 301	Direct payments reserved for EAGF	---	---	---	---	---	---	---	---	---	---	---	---	---	---	---	---
05 02 04 99	Other measures (food programmes)	---	---	---	---	---	---	---	---	---	---	---	---	---	---	---	---
05 02 04	C1 Food programmes	4,7	---	---	0,2	---	0,1	0,2	7,5	50,0	47,6	67,0	---	0,0	3,2	0,1	6,6
05 02 05 01 1100 009	C1 Refunds - sugar and isoglucose - 04/05 - (10/04-09/05) and earlier	0,2	---	1,1	0,0	-0,1	---	---	0,7	0,0	1,4	3,2	---	0,0	0,5	---	0,0
05 02 05 01 1100 009	NA Refunds - sugar and isoglucose - 04/05 - (10/04-09/05) and earlier	---	---	---	---	---	---	---	---	---	---	---	---	---	---	---	---
05 02 05 01 1100 009	Refunds - sugar and isoglucose - 04/05 - (10/04-09/05) and earlier	0,2	---	1,1	0,0	-0,1	---	---	0,7	0,0	1,4	3,2	---	0,0	0,5	---	0,0
05 02 05 01 1100 010	C1 Refunds - sugar and isoglucose - 05/06 - (10/05-09/06)	2,2	---	0,4	19,8	1,4	---	1,1	20,6	4,0	17,2	17,0	---	0,0	1,5	---	2,0
05 02 05 01 1100 010	NA Refunds - sugar and isoglucose - 05/06 - (10/05-09/06)	---	---	---	---	---	---	---	---	---	---	---	---	---	---	---	---
05 02 05 01 1100 010	Refunds - sugar and isoglucose - 05/06 - (10/05-09/06)	2,2	---	0,4	19,8	1,4	---	1,1	20,6	4,0	17,2	17,0	---	0,0	1,5	---	2,0
05 02 05 01 1100 011	C1 Refunds - sugar and isoglucose - 06/07 - (10/06-09/07) - R.318/06, Art.32&33	70,7	---	0,2	22,1	42,3	0,0	---	3,9	4,8	96,9	2,2	---	0,1	---	---	2,1
05 02 05 01 1100 011	NA Refunds - sugar and isoglucose - 06/07 - (10/06-09/07) - R.318/06, Art.32&33	---	---	---	---	---	---	---	---	---	---	---	---	---	---	---	---
05 02 05 01 1100 011	Refunds - sugar and isoglucose - 06/07 - (10/06-09/07) - R.318/06, Art.32&33	70,7	---	0,2	22,1	42,3	0,0	---	3,9	4,8	96,9	2,2	---	0,1	---	---	2,1
05 02 05 01 1100 012	C1 Refunds - sugar and isoglucose - 07/08 - R.1260/01, Art.27; R.318/06, Art.32 & 33	---	---	---	---	0,5	---	---	---	---	5,2	---	---	---	---	---	---
05 02 05 01 1100 012	NA Refunds - sugar and isoglucose - 07/08 - R.1260/01, Art.27; R.318/06, Art.32 & 33	---	---	---	---	---	---	---	---	---	---	---	---	---	---	---	---
05 02 05 01 1100 012	Refunds - sugar and isoglucose - 07/08 - R.1260/01, Art.27; R.318/06, Art.32 & 33	---	---	---	---	0,5	---	---	---	---	5,2	---	---	---	---	---	---









En Millions d'euros

23/01/2008 14:57

FEAGA

II Dépenses

Part I - Page 14 / 152

Poste		BE	BG	CZ	DK	DE	EE	IE	GR	ES	FR	IT	CY	LV	LT	LU	HU
05 02 07 01 1401 025	C1 Processing aid - long flax fibre - supplementary aid - R.1673/00, Art.4 - marketing year 05/06	1,0	---	---	---	---	---	---	---	---	0,5	---	---	---	---	---	---
05 02 07 01 1401 026	C1 Processing aid - long flax fibre - supplementary aid - R.1673/00, Art.4 - marketing year 06/07	---	---	---	---	---	---	---	---	---	---	---	---	---	---	---	---
05 02 07 01 1403 003	Processing aid - short flax fibres and hemp fibres - marketing year 03/04 and earlier	---	---	---	---	---	---	---	---	---	---	---	---	---	---	---	---
05 02 07 01 1403 004	C1 Processing aid - short flax fibres and hemp fibres - marketing year 04/05	---	---	---	---	---	---	---	---	---	---	---	---	---	-0,0	---	---
05 02 07 01 1403 005	C1 Processing aid - short flax fibres - R.1673/00, Art.2 3b) - marketing year 05/06	---	---	0,2	---	0,0	---	---	---	---	---	0,0	---	0,1	0,1	---	---
05 02 07 01 1403 006	C1 Processing aid - short flax fibres - R.1673/00, Art.2 3b) - marketing year 06/07	---	---	---	---	---	---	---	---	---	---	---	---	---	---	---	---
05 02 07 01 1403 023	C1 Processing aid - hemp fibres - marketing year 03/04 and earlier	---	---	---	---	---	---	---	---	---	---	---	---	---	---	---	---
05 02 07 01 1403 024	C1 Processing aid - hemp fibres - marketing year 04/05	---	---	---	0,0	---	---	---	---	---	---	---	---	---	---	---	---
05 02 07 01 1403 025	C1 Processing aid - hemp fibres - R.1673/00, Art.2 3b) - marketing year 05/06	---	---	---	---	0,2	---	---	---	0,0	1,0	0,0	---	---	---	---	---
05 02 07 01 1403 026	C1 Processing aid - hemp fibres - R.1673/00, Art.2 3b) - marketing year 06/07	---	---	---	---	0,0	---	---	---	---	0,1	0,0	---	---	---	---	---
05 02 07 01 1409 001	C1 Other interventions - R.1308/70, Art.4&5	---	---	---	---	---	---	---	---	0,6	---	---	---	---	---	---	---
05 02 07 01	C1 Aid for fibre flax and hemp	3,8	---	0,5	0,0	0,2	---	---	---	0,6	12,6	0,0	---	0,1	0,2	---	---
05 02 07 02 1410 007	C1 Advances - R.1051/01 - marketing year 03/04 and earlier	---	---	---	---	---	---	---	---	0,2	---	---	---	---	---	---	---
05 02 07 02 1410 007	NA Advances - R.1051/01 - marketing year 03/04 and earlier	---	---	---	---	---	---	---	---	---	---	---	---	---	---	---	---
05 02 07 02 1410 007	Advances - R.1051/01 - marketing year 03/04 and earlier	---	---	---	---	---	---	---	---	0,2	---	---	---	---	---	---	---
05 02 07 02 1410 008	Advances - R.1051/01 - marketing year 04/05	---	---	---	---	---	---	---	---	---	---	---	---	---	---	---	---
05 02 07 02 1410 009	Advances - R.1051/01 - marketing year 05/06	---	---	---	---	---	---	---	---	---	---	---	---	---	---	---	---
05 02 07 02 1410 017	Balance - R.1051/01 - marketing year 03/04 and earlier	---	---	---	---	---	---	---	---	---	---	---	---	---	---	---	---
05 02 07 02 1410 018	C1 Balance - R.1051/01 - marketing year 04/05	---	---	---	---	---	---	---	---	0,0	---	---	---	---	---	---	---
05 02 07 02 1410 018	NA Balance - R.1051/01 - marketing year 04/05	---	---	---	---	---	---	---	---	---	---	---	---	---	---	---	---
05 02 07 02 1410 018	Balance - R.1051/01 - marketing year 04/05	---	---	---	---	---	---	---	---	0,0	---	---	---	---	---	---	---
05 02 07 02 1410 019	Balance - R.1051/01 - marketing year 05/06	---	---	---	---	---	---	---	---	---	---	---	---	---	---	---	---
05 02 07 02	C1 Aid for cotton	---	---	---	---	---	---	---	---	0,2	---	---	---	---	---	---	---
05 02 07 02	NA Aid for cotton	---	---	---	---	---	---	---	---	---	---	---	---	---	---	---	---
05 02 07 02	Aid for cotton	---	---	---	---	---	---	---	---	0,2	---	---	---	---	---	---	---
05 02 07	C1 Textile plants	3,8	---	0,5	0,0	0,2	---	---	---	0,7	12,6	0,0	---	0,1	0,2	---	---
05 02 07	NA Textile plants	---	---	---	---	---	---	---	---	---	---	---	---	---	---	---	---
05 02 07	Textile plants	3,8	---	0,5	0,0	0,2	---	---	---	0,7	12,6	0,0	---	0,1	0,2	---	---
05 02 08 01 1500 001	C1 Export refunds - fresh fruits & vegetables	1,7	---	0,2	0,0	0,0	---	---	3,1	3,9	2,2	1,1	0,1	---	---	---	0,0
05 02 08 01 1510 001	C1 Export refunds - processed fruits and vegetables	0,2	---	---	---	0,4	---	---	1,2	0,5	0,8	3,5	---	---	---	---	---
05 02 08 01	C1 Export refunds for fruit and vegetables	1,9	---	0,2	0,0	0,4	---	---	4,3	4,4	3,0	4,6	0,1	---	---	---	0,0



En Millions d'euros

23/01/2008 14:57

FEAGA

II Dépenses

Part I - Page 16 / 152

Poste		BE	BG	CZ	DK	DE	EE	IE	GR	ES	FR	IT	CY	LV	LT	LU	HU
05 02 08 02 1501 071	C1 Compensation and buying-in - others - marketing year 04/05 and earlier	---	---	---	---	---	---	---	---	---	---	---	---	---	---	---	---
05 02 08 02 1501 072	C1 Compensation and buying-in - melon - marketing year 04/05 and earlier	---	---	---	---	---	---	---	---	0,0	---	---	---	---	---	---	---
05 02 08 02 1501 073	Compensation and buying-in - watermelon - marketing year 04/05 and earlier	---	---	---	---	---	---	---	---	---	---	---	---	---	---	---	---
05 02 08 02 1501 074	C1 Compensation and buying-in - apples - marketing year 05/06	---	---	---	---	---	---	---	0,0	0,1	0,1	0,0	---	---	---	---	---
05 02 08 02 1501 075	C1 Compensation and buying-in - peaches - marketing year 05/06	---	---	---	---	---	---	---	---	0,0	0,0	-0,0	---	---	---	---	---
05 02 08 02 1501 076	C1 Compensation and buying-in - oranges - marketing year 05/06	---	---	---	---	---	---	---	0,0	0,4	---	0,1	0,1	---	---	---	---
05 02 08 02 1501 077	C1 Compensation and buying-in - mandarins - marketing year 05/06	---	---	---	---	---	---	---	---	---	---	0,1	0,2	---	---	---	---
05 02 08 02 1501 078	C1 Compensation and buying-in - pears - marketing year 05/06	---	---	---	---	---	---	---	---	0,2	0,0	0,0	---	---	---	---	---
05 02 08 02 1501 079	C1 Compensation and buying-in - apricots - marketing year 05/06	---	---	---	---	---	---	---	---	---	0,0	---	---	---	---	---	---
05 02 08 02 1501 080	Compensation and buying-in - grapes - marketing year 05/06	---	---	---	---	---	---	---	---	---	---	---	---	---	---	---	---
05 02 08 02 1501 081	C1 Compensation and buying-in - nectarines - marketing year 05/06	---	---	---	---	---	---	---	---	0,0	0,0	---	---	---	---	---	---
05 02 08 02 1501 082	C1 Compensation and buying-in - clementines - marketing year 05/06	---	---	---	---	---	---	---	---	0,4	---	---	---	---	---	---	---
05 02 08 02 1501 083	C1 Compensation and buying-in - satsumas - marketing year 05/06	---	---	---	---	---	---	---	---	0,1	---	---	---	---	---	---	---
05 02 08 02 1501 084	C1 Compensation and buying-in - tomatoes - marketing year 05/06	---	---	---	---	---	---	---	---	0,0	0,0	0,0	---	---	---	---	---
05 02 08 02 1501 085	C1 Compensation and buying-in - cauliflowers - marketing year 05/06	---	---	---	---	---	---	---	---	---	0,0	---	---	---	---	---	---
05 02 08 02 1501 086	Compensation and buying-in - aubergines - marketing year 05/06	---	---	---	---	---	---	---	---	---	---	---	---	---	---	---	---
05 02 08 02 1501 087	Compensation and buying-in - others - marketing year 05/06	---	---	---	---	---	---	---	---	---	---	---	---	---	---	---	---
05 02 08 02 1501 088	Compensation and buying-in - melon - marketing year 05/06	---	---	---	---	---	---	---	---	---	---	---	---	---	---	---	---
05 02 08 02 1501 089	Compensation and buying-in - watermelon - marketing year 05/06	---	---	---	---	---	---	---	---	---	---	---	---	---	---	---	---
05 02 08 02 1501 090	C1 Compensation and buying-in - lemons - marketing year 06/07	---	---	---	---	---	---	---	---	0,1	---	---	---	---	---	---	---
05 02 08 02 1501 091	C1 Compensation and buying-in - apples - marketing year 06/07	0,0	---	---	---	---	---	---	0,3	0,1	0,0	0,1	---	---	---	---	---
05 02 08 02 1501 092	C1 Compensation and buying-in - peaches - marketing year 06/07	---	---	---	---	---	---	---	1,1	1,3	0,4	0,1	---	---	---	---	---
05 02 08 02 1501 093	C1 Compensation and buying-in - oranges - marketing year 06/07	---	---	---	---	---	---	---	0,1	0,8	---	0,2	---	---	---	---	---
05 02 08 02 1501 094	Compensation and buying-in - mandarins - marketing year 06/07	---	---	---	---	---	---	---	---	---	---	---	---	---	---	---	---
05 02 08 02 1501 095	C1 Compensation and buying-in - pears - marketing year 06/07	0,5	---	---	---	---	---	---	0,0	0,3	0,0	0,3	---	---	---	---	---
05 02 08 02 1501 096	C1 Compensation and buying-in - apricots - marketing year 06/07	---	---	---	---	---	---	---	0,0	0,3	0,1	---	---	---	---	---	---
05 02 08 02 1501 097	C1 Compensation and buying-in - grapes - marketing year 06/07	---	---	---	---	---	---	---	---	0,0	---	---	---	---	---	---	---
05 02 08 02 1501 098	C1 Compensation and buying-in - nectarines - marketing year 06/07	---	---	---	---	---	---	---	0,1	1,3	0,7	1,1	---	---	---	---	---
05 02 08 02 1501 099	C1 Compensation and buying-in - clementines - marketing year 06/07	---	---	---	---	---	---	---	---	0,9	0,1	0,1	---	---	---	---	---
05 02 08 02 1501 100	C1 Compensation and buying-in - satsumas - marketing year 06/07	---	---	---	---	---	---	---	---	0,0	---	---	---	---	---	---	---
05 02 08 02 1501 101	C1 Compensation and buying-in - tomatoes - marketing year 06/07	0,0	---	---	---	0,0	---	---	0,0	1,8	0,0	---	---	---	---	---	---





En Millions d'euros

23/01/2008 14:57

FEAGA

II Dépenses

Part I - Page 19 / 152

Poste		BE	BG	CZ	DK	DE	EE	IE	GR	ES	FR	IT	CY	LV	LT	LU	HU
05 02 08 07 1512 011	Production aid - fruit based products - peaches - marketing year 04/05	---	---	---	---	---	---	---	---	---	---	---	---	---	---	---	---
05 02 08 07 1512 012	Production aid - fruit based products - prunes - marketing year 04/05	---	---	---	---	---	---	---	---	---	---	---	---	---	---	---	---
05 02 08 07 1512 013	Production aid - fruit based products - pears - marketing year 04/05	---	---	---	---	---	---	---	---	---	---	---	---	---	---	---	---
05 02 08 07 1512 014	Production aid - fruit based products - figs - marketing year 04/05	---	---	---	---	---	---	---	---	---	---	---	---	---	---	---	---
05 02 08 07 1512 015	C1 Production aid - fruit based products - peaches - marketing year 05/06	---	---	---	---	---	---	---	---	0,0	---	---	---	---	---	---	---
05 02 08 07 1512 016	Production aid - fruit based products - prunes - marketing year 05/06	---	---	---	---	---	---	---	---	---	---	---	---	---	---	---	---
05 02 08 07 1512 017	Production aid - fruit based products - pears - marketing year 05/06	---	---	---	---	---	---	---	---	---	---	---	---	---	---	---	---
05 02 08 07 1512 018	Production aid - fruit based products - figs - marketing year 05/06	---	---	---	---	---	---	---	---	---	---	---	---	---	---	---	---
05 02 08 07 1512 019	C1 Production aid - fruit based products - peaches - marketing year 06/07 - R.2201/96, Art.5	---	---	---	---	---	---	---	13,8	5,3	0,3	0,8	---	---	---	---	0,1
05 02 08 07 1512 020	C1 Production aid - fruit based products - prunes - marketing year 06/07 - R.2201/96, Art.5	---	---	---	---	---	---	---	0,0	0,2	32,0	0,9	---	---	---	---	---
05 02 08 07 1512 021	C1 Production aid - fruit based products - pears - marketing year 06/07 - R.2201/96, Art.5	---	---	---	---	---	---	---	1,1	4,7	2,3	8,3	---	---	---	---	---
05 02 08 07 1512 022	C1 Production aid - fruit based products - figs - marketing year 06/07 - R.2201/96, Art.5	---	---	---	---	---	---	---	1,3	1,6	---	---	---	---	---	---	---
05 02 08 07	C1 Production aid for fruit-based products	---	---	---	---	---	---	---	16,2	11,8	34,6	10,1	---	---	---	---	0,1
05 02 08 08 1512 031	Storage aids - figs - Art.9(4), R.2201/96 - marketing year 03/04 and earlier	---	---	---	---	---	---	---	---	---	---	---	---	---	---	---	---
05 02 08 08 1512 032	Compensation aid - losses on sales - figs - Art.9(5), R.2201/96 - marketing year 03/04 and earlier	---	---	---	---	---	---	---	---	---	---	---	---	---	---	---	---
05 02 08 08 1512 033	C1 Storage aids - figs - Art.9(4), R.2201/96 - marketing year 04/05	---	---	---	---	---	---	---	0,0	---	---	---	---	---	---	---	---
05 02 08 08 1512 034	C1 Compensation aid - losses on sales - figs - Art.9(5), R.2201/96 - marketing year 04/05	---	---	---	---	---	---	---	0,3	---	---	---	---	---	---	---	---
05 02 08 08 1512 035	C1 Storage aids - figs - Art.9(4), R.2201/96 - marketing year 05/06	---	---	---	---	---	---	---	0,0	---	---	---	---	---	---	---	---
05 02 08 08 1512 036	C1 Compensation aid - losses on sales - figs - Art.9(5), R.2201/96 - marketing year 05/06	---	---	---	---	---	---	---	0,1	---	---	---	---	---	---	---	---
05 02 08 08 1512 037	Storage aids - figs - Art.9(4), R.2201/96 - marketing year 06/07	---	---	---	---	---	---	---	---	---	---	---	---	---	---	---	---
05 02 08 08 1512 038	Compensation aid - losses on sales - figs - Art.9(5), R.2201/96 - marketing year 06/07	---	---	---	---	---	---	---	---	---	---	---	---	---	---	---	---
05 02 08 08 1513 024	Storage aids - dried grapes - marketing year 03/04 and earlier	---	---	---	---	---	---	---	---	---	---	---	---	---	---	---	---
05 02 08 08 1513 025	Storage aids - dried grapes - marketing year 04/05	---	---	---	---	---	---	---	---	---	---	---	---	---	---	---	---
05 02 08 08 1513 026	Storage aids - dried grapes - marketing year 05/06	---	---	---	---	---	---	---	---	---	---	---	---	---	---	---	---
05 02 08 08 1513 027	Storage aids - dried grapes - marketing year 06/07 - R.2201/96, Art.9	---	---	---	---	---	---	---	---	---	---	---	---	---	---	---	---
05 02 08 08 1513 041	Compensation aid - storage - losses on sales - dried grapes - marketing year 03/04 and earlier	---	---	---	---	---	---	---	---	---	---	---	---	---	---	---	---
05 02 08 08 1513 042	Compensation aid - storage - losses on sales - dried grapes - marketing year 04/05	---	---	---	---	---	---	---	---	---	---	---	---	---	---	---	---
05 02 08 08 1513 043	Compensation aid - storage - losses on sales - dried grapes - marketing year 05/06	---	---	---	---	---	---	---	---	---	---	---	---	---	---	---	---
05 02 08 08 1513 044	Compensation aid - storage - losses on sales - dried grapes - marketing year 06/07 - R.2201/96, Art.9	---	---	---	---	---	---	---	---	---	---	---	---	---	---	---	---
05 02 08 08	C1 Intervention for dried grapes and figs	---	---	---	---	---	---	---	0,4	---	---	---	---	---	---	---	---
05 02 08 09 1515 001	C1 Oranges - 1st half - Art.22a), R.2111/03 - marketing year 04/05 and earlier	---	---	---	---	---	---	---	---	---	---	0,0	---	---	---	---	---









En Millions d'euros

23/01/2008 14:57

FEAGA

II Dépenses

Part I - Page 23 / 152

Poste		BE	BG	CZ	DK	DE	EE	IE	GR	ES	FR	IT	CY	LV	LT	LU	HU
05 02 08 10 3140 010	Transport costs - free distribution - apples & pears - R.2200/96, Art.30(6)	0,0	---	---	---	---	---	---	---	0,5	0,2	0,0	---	---	---	---	---
05 02 08 10 3140 011	C1 Transport costs - free distribution - citrus fruits - R.2200/96, Art.30(6)	---	---	---	---	---	---	---	1,1	0,1	---	0,1	---	---	---	---	---
05 02 08 10 3140 011	NA Transport costs - free distribution - citrus fruits - R.2200/96, Art.30(6)	---	---	---	---	---	---	---	---	---	---	---	---	---	---	---	---
05 02 08 10 3140 011	Transport costs - free distribution - citrus fruits - R.2200/96, Art.30(6)	---	---	---	---	---	---	---	1,1	0,1	---	0,1	---	---	---	---	---
05 02 08 10 3140 012	C1 Transport costs - free distribution - other products - R.2200/96, Art.23(3)	0,0	---	---	---	---	---	---	---	0,3	0,0	0,2	---	---	---	---	---
05 02 08 10 3140 012	NA Transport costs - free distribution - other products - R.2200/96, Art.23(3)	---	---	---	---	---	---	---	---	---	---	---	---	---	---	---	---
05 02 08 10 3140 012	Transport costs - free distribution - other products - R.2200/96, Art.23(3)	0,0	---	---	---	---	---	---	---	0,3	0,0	0,2	---	---	---	---	---
05 02 08 10	C1 Free distribution of fruit and vegetables	0,1	---	---	---	---	---	---	2,6	2,1	0,7	0,9	---	---	---	---	---
05 02 08 10	NA Free distribution of fruit and vegetables	---	---	---	---	---	---	---	---	---	---	---	---	---	---	---	---
05 02 08 10	Free distribution of fruit and vegetables	0,1	---	---	---	---	---	---	2,6	2,1	0,7	0,9	---	---	---	---	---
05 02 08 11 1509 004	C1 Aid to producer organisations granted preliminary recognition - R.20/98; R.1943/03	0,0	---	0,2	---	0,1	---	---	6,3	0,4	0,1	0,9	0,4	---	---	---	3,8
05 02 08 11 1509 004	NA Aid to producer organisations granted preliminary recognition - R.20/98; R.1943/03	---	---	---	---	---	---	---	---	---	---	---	---	---	---	---	---
05 02 08 11 1509 004	Aid to producer organisations granted preliminary recognition - R.20/98; R.1943/03	0,0	---	0,2	---	0,1	---	---	6,3	0,4	0,1	0,9	0,4	---	---	---	3,8
05 02 08 11	C1 Aid to producer groups for preliminary recognition	0,0	---	0,2	---	0,1	---	---	6,3	0,4	0,1	0,9	0,4	---	---	---	3,8
05 02 08 11	NA Aid to producer groups for preliminary recognition	---	---	---	---	---	---	---	---	---	---	---	---	---	---	---	---
05 02 08 11	Aid to producer groups for preliminary recognition	0,0	---	0,2	---	0,1	---	---	6,3	0,4	0,1	0,9	0,4	---	---	---	3,8
05 02 08 99 0000 006	C1 Others	---	---	---	---	---	---	---	---	---	---	-0,0	---	---	---	---	---
05 02 08 99 0000 007	C1 Bananas - establishment - producers organisations - R.404/93 - Art.6(1) - marketing year 2005 and earlier	---	---	---	---	---	---	---	---	---	---	---	0,0	---	---	---	---
05 02 08 99 0000 007	NA Bananas - establishment - producers organisations - R.404/93 - Art.6(1) - marketing year 2005 and earlier	---	---	---	---	---	---	---	---	---	---	---	---	---	---	---	---
05 02 08 99 0000 007	Bananas - establishment - producers organisations - R.404/93 - Art.6(1) - marketing year 2005 and earlier	---	---	---	---	---	---	---	---	---	---	---	0,0	---	---	---	---
05 02 08 99 0000 008	C1 Bananas - establishment - producers organisations - R.404/93 - Art.6(1) - marketing year 2006	---	---	---	---	---	---	---	---	---	---	---	0,1	---	---	---	---
05 02 08 99 0000 009	NA Bananas - establishment - producers organisations - R.404/93 - Art.6(1) - marketing year 2007	---	---	---	---	---	---	---	---	---	---	---	---	---	---	---	---
05 02 08 99	C1 Other measures (fruit and vegetables)	---	---	---	---	---	---	---	---	---	---	-0,0	0,1	---	---	---	---
05 02 08 99	NA Other measures (fruit and vegetables)	---	---	---	---	---	---	---	---	---	---	---	---	---	---	---	---
05 02 08 99	Other measures (fruit and vegetables)	---	---	---	---	---	---	---	---	---	---	-0,0	0,1	---	---	---	---
05 02 08	C1 Fruit and vegetables	41,9	---	1,3	1,4	26,2	---	3,1	105,3	349,8	138,4	398,6	5,3	---	---	---	9,0
05 02 08	NA Fruit and vegetables	---	---	---	---	---	---	---	---	---	---	---	---	---	---	---	---
05 02 08	Fruit and vegetables	41,9	---	1,3	1,4	26,2	---	3,1	105,3	349,8	138,4	398,6	5,3	---	---	---	9,0
05 02 09 01 1600 001	C1 Export refunds - products of the vine-growing sector	---	---	---	---	0,0	---	---	0,0	10,5	0,5	1,2	0,0	---	---	---	0,0
05 02 09 01	C1 Export refunds for products of the wine-growing sector	---	---	---	---	0,0	---	---	0,0	10,5	0,5	1,2	0,0	---	---	---	0,0
05 02 09 02 1610 001	C1 Storage aids - wine - marketing year 04/05	---	---	---	---	---	---	---	---	---	---	0,1	---	---	---	---	---

En Millions d'euros

23/01/2008 14:57

FEAGA

II Dépenses

Part I - Page 24 / 152

Poste	BE	BG	CZ	DK	DE	EE	IE	GR	ES	FR	IT	CY	LV	LT	LU	HU
05 02 09 02 1610 002 C1 Storage aids - wine - marketing year 05/06	---	---	---	---	---	---	---	2,3	11,4	2,2	13,5	0,0	---	---	---	0,1
05 02 09 02 1610 003 C1 Storage aids - wine - marketing year 06/07 - R.1493/99, Art.24	---	---	---	---	---	---	---	---	8,5	1,8	1,4	---	---	---	---	0,1
05 02 09 02 1610 004 Storage aids - wine - marketing year 07/08 - R.1493/99, Art.24	---	---	---	---	---	---	---	---	---	---	---	---	---	---	---	---
05 02 09 02 1610 017 C1 Storage aids - wine - marketing year 03/04 and earlier	---	---	---	---	---	---	---	---	---	---	-0,0	---	---	---	---	---
05 02 09 02 1610 021 Storage aids - must and concentrated musts - marketing year 03/04 and earlier	---	---	---	---	---	---	---	---	---	---	---	---	---	---	---	---
05 02 09 02 1610 022 C1 Storage aids - must and concentrated musts - marketing year 04/05	---	---	---	---	---	---	---	---	---	---	0,1	---	---	---	---	---
05 02 09 02 1610 023 C1 Storage aids - must and concentrated musts - marketing year 05/06	---	---	---	---	---	---	---	0,0	7,5	0,2	12,2	---	---	---	---	0,0
05 02 09 02 1610 024 C1 Storage aids - must and concentrated musts - marketing year 06/07 - R.1493/99, Art.24	---	---	---	---	---	---	---	0,1	10,1	1,5	10,0	---	---	---	---	---
05 02 09 02 1610 025 Storage aids - must and concentrated musts - marketing year 07/08 - R.1493/99, Art.24	---	---	---	---	---	---	---	---	---	---	---	---	---	---	---	---
05 02 09 02 C1 Storage of wine and grape must	---	---	---	---	---	---	---	2,4	37,5	5,8	37,2	0,0	---	---	---	0,2
05 02 09 03 1611 057 Art.56, a), R.1623/00 - neutral alcohol - aids without intervention - marketing year 03/04 and earlier	---	---	---	---	---	---	---	---	---	---	---	---	---	---	---	---
05 02 09 03 1611 058 Art.56, a), R.1623/00 - neutral alcohol - intervention - marketing year 03/04 and earlier	---	---	---	---	---	---	---	---	---	---	---	---	---	---	---	---
05 02 09 03 1611 059 Art.56, a), R.1623/00 - neutral alcohol - aids without intervention - marketing year 04/05	---	---	---	---	---	---	---	---	---	---	---	---	---	---	---	---
05 02 09 03 1611 060 Art.56, a), R.1623/00 - neutral alcohol - intervention - marketing year 04/05	---	---	---	---	---	---	---	---	---	---	---	---	---	---	---	---
05 02 09 03 1611 067 Art.56, b), R.1623/00 - wine spirits and raw alcohol and wine distillate - aids without intervention - marketing year 03/04 and earlier	---	---	---	---	---	---	---	---	---	---	---	---	---	---	---	---
05 02 09 03 1611 068 Art.56, b), R.1623/00 - wine spirits and raw alcohol and wine distillate - aid with intervention - marketing year 03/04 and earlier	---	---	---	---	---	---	---	---	---	---	---	---	---	---	---	---
05 02 09 03 1611 069 C1 Art.29 (3), R.1493/99 - primary aid - aids without intervention - marketing year 03/04 and earlier	---	---	---	---	---	---	---	---	---	---	-0,1	---	---	---	---	---
05 02 09 03 1611 076 Art.71(6), R.1623/00 - producers - fortified wine - marketing year 03/04 and earlier	---	---	---	---	---	---	---	---	---	---	---	---	---	---	---	---
05 02 09 03 1611 077 Art.71(6), R.1623/00 - producers - fortified wine - marketing year 04/05	---	---	---	---	---	---	---	---	---	---	---	---	---	---	---	---
05 02 09 03 1611 085 C1 Crisis distillation - Art.30, R.1493/99 - intervention - marketing year 04/05	---	---	---	---	---	---	---	---	---	0,0	---	---	---	---	---	---
05 02 09 03 1611 090 C1 Art.56, b), R.1623/00 - wine spirits and raw alcohol and wine distillate - aids without intervention - marketing year 04/05	---	---	---	---	---	---	---	---	---	0,0	---	---	---	---	---	---
05 02 09 03 1611 091 Art.56, b), R.1623/00 - wine spirits and raw alcohol and wine distillate - aid with intervention - marketing year 04/05	---	---	---	---	---	---	---	---	---	---	---	---	---	---	---	---
05 02 09 03 1611 092 C1 Art.29 (3), R.1493/99 - primary aid - aids without intervention - marketing year 04/05	---	---	---	---	---	---	---	---	-0,0	---	-0,0	---	---	---	---	---
05 02 09 03 1611 093 Art.56, a), R.1623/00 - neutral alcohol - aids without intervention - marketing year 05/06	---	---	---	---	---	---	---	---	---	---	---	---	---	---	---	---
05 02 09 03 1611 094 Art.56, a), R.1623/00 - neutral alcohol - intervention - marketing year 05/06	---	---	---	---	---	---	---	---	---	---	---	---	---	---	---	---
05 02 09 03 1611 095 C1 Art.56, b), R.1623/00 - wine spirits and raw alcohol and wine distillate - aids without intervention - marketing year 05/06	---	---	---	---	---	---	---	---	---	7,0	---	---	---	---	---	---
05 02 09 03 1611 096 C1 Art.56, b), R.1623/00 - wine spirits and raw alcohol and wine distillate - aid with intervention - marketing year 05/06	---	---	---	---	---	---	---	---	---	0,0	---	---	---	---	---	---
05 02 09 03 1611 097 C1 Art.29 (3), R.1493/99 - primary aid - aids without intervention - marketing year 05/06	---	---	---	---	0,0	---	---	1,0	1,3	7,7	12,6	0,1	---	---	---	0,2
05 02 09 03 1611 098 Art.71(6), R.1623/00 - producers - fortified wine - marketing year 05/06	---	---	---	---	---	---	---	---	---	---	---	---	---	---	---	---
05 02 09 03 1611 099 C1 Crisis distillation - Art.30, R.1493/99 - intervention - marketing year 05/06	---	---	---	---	---	---	---	6,3	---	30,2	0,0	---	---	---	---	---







En Millions d'euros

23/01/2008 14:57

FEAGA

II Dépenses

Part I - Page 28 / 152

Poste		BE	BG	CZ	DK	DE	EE	IE	GR	ES	FR	IT	CY	LV	LT	LU	HU
05 02 09 05 1630 024	Aid - processing into grape juice - marketing year 06/07 - R.1493/99, Art.35 1a)	---	---	---	---	0,1	---	---	0,0	17,8	5,1	14,4	0,0	---	---	---	---
05 02 09 05 1630 025 C1	Aid - processing into grape juice - marketing year 07/08 - R.1493/99, Art.35 1a)	---	---	---	---	0,0	---	---	---	0,0	---	---	---	---	---	---	---
05 02 09 05 1630 025 NA	Aid - processing into grape juice - marketing year 07/08 - R.1493/99, Art.35 1a)	---	---	---	---	---	---	---	---	---	---	---	---	---	---	---	---
05 02 09 05 1630 025	Aid - processing into grape juice - marketing year 07/08 - R.1493/99, Art.35 1a)	---	---	---	---	0,0	---	---	---	0,0	---	---	---	---	---	---	---
05 02 09 05 1630 050 C1	Aid - concentrated and rectified musts for enriching certain wines - marketing year 04/05	---	---	---	---	---	---	---	---	---	---	0,3	---	---	---	---	---
05 02 09 05 1630 051 C1	Aid - concentrated and rectified musts for enriching certain wines - marketing year 03/04 and earlier	---	---	---	---	---	---	---	---	---	---	-0,2	---	---	---	---	---
05 02 09 05 1630 052 C1	Aid - concentrated and rectified musts for enriching certain wines - marketing year 05/06	---	---	---	---	---	---	---	---	---	---	0,9	---	---	---	---	---
05 02 09 05 1630 053 C1	Aid - concentrated and rectified musts for enriching certain wines - marketing year 06/07 - R.1493/99, Art.34 1b)	---	---	0,2	---	13,8	---	---	2,0	---	12,2	98,9	---	---	---	0,3	0,9
05 02 09 05 1630 053 NA	Aid - concentrated and rectified musts for enriching certain wines - marketing year 06/07 - R.1493/99, Art.34 1b)	---	---	---	---	---	---	---	---	---	---	---	---	---	---	---	---
05 02 09 05 1630 053	Aid - concentrated and rectified musts for enriching certain wines - marketing year 06/07 - R.1493/99, Art.34 1b)	---	---	0,2	---	13,8	---	---	2,0	---	12,2	98,9	---	---	---	0,3	0,9
05 02 09 05 1630 054	Aid - concentrated and rectified musts for enriching certain wines - marketing year 07/08 - R.1493/99, Art.34 1b)	---	---	---	---	---	---	---	---	---	---	---	---	---	---	---	---
05 02 09 05 1630 099 C1	Other aids - R.1493/99, Art.35 1b)&c) - marketing year 06/07 - IE, UK	---	---	---	---	---	---	---	---	---	---	---	---	---	---	---	---
05 02 09 05 1630 099 NA	Other aids - R.1493/99, Art.35 1b)&c) - marketing year 06/07 - IE, UK	---	---	---	---	---	---	---	---	---	---	---	---	---	---	---	---
05 02 09 05 1630 099	Other aids - R.1493/99, Art.35 1b)&c) - marketing year 06/07 - IE, UK	---	---	---	---	---	---	---	---	---	---	---	---	---	---	---	---
05 02 09 05 1630 100	Other aids - R.1493/99, Art.35 1b)&c) - marketing year 07/08 - IE, UK	---	---	---	---	---	---	---	---	---	---	---	---	---	---	---	---
05 02 09 05	C1 Aid for the use of must	---	---	0,2	---	13,9	---	---	3,0	22,1	18,0	124,8	0,0	---	---	0,3	1,0
05 02 09 05	NA Aid for the use of must	---	---	---	---	---	---	---	---	---	---	---	---	---	---	---	---
05 02 09 05	Aid for the use of must	---	---	0,2	---	13,9	---	---	3,0	22,1	18,0	124,8	0,0	---	---	0,3	1,0
05 02 09 06 1640 016 C1	Marketing year - 03/04 and earlier	---	---	---	---	---	---	---	---	---	---	0,0	---	---	---	---	---
05 02 09 06 1640 017 C1	Marketing year - 04/05	---	---	---	---	---	---	---	---	---	0,0	---	---	---	---	---	---
05 02 09 06 1640 018 C1	Marketing year - 05/06	---	---	---	---	0,0	---	---	---	---	40,7	---	---	---	---	---	2,5
05 02 09 06 1640 018 NA	Marketing year - 05/06	---	---	---	---	---	---	---	---	---	---	---	---	---	---	---	---
05 02 09 06 1640 018	Marketing year - 05/06	---	---	---	---	0,0	---	---	---	---	40,7	---	---	---	---	---	2,5
05 02 09 06 1640 019 C1	Marketing year - 06/07 - R.1493/99, Art.8	---	---	---	---	0,3	---	---	---	---	65,1	---	---	---	---	0,0	---
05 02 09 06 1640 019 NA	Marketing year - 06/07 - R.1493/99, Art.8	---	---	---	---	---	---	---	---	---	---	---	---	---	---	---	---
05 02 09 06 1640 019	Marketing year - 06/07 - R.1493/99, Art.8	---	---	---	---	0,3	---	---	---	---	65,1	---	---	---	---	0,0	---
05 02 09 06	C1 Permanent abandonment premiums for areas under vines	---	---	---	---	0,3	---	---	---	---	105,9	0,0	---	---	---	0,0	2,5
05 02 09 06	NA Permanent abandonment premiums for areas under vines	---	---	---	---	---	---	---	---	---	---	---	---	---	---	---	---
05 02 09 06	Permanent abandonment premiums for areas under vines	---	---	---	---	0,3	---	---	---	---	105,9	0,0	---	---	---	0,0	2,5
05 02 09 07 1650 007 C1	Marketing year 03/04 and earlier	---	---	---	---	-0,0	---	---	-0,0	-1,0	---	-1,4	---	---	---	---	---
05 02 09 07 1650 008 C1	Marketing year 04/05 - decision 2004/687/EC & 2005/715/EC	---	---	---	---	-0,0	---	---	-0,0	-0,3	---	-0,1	---	---	---	---	---























En Millions d'euros

23/01/2008 14:57

FEAGA

II Dépenses

Part I - Page 38 / 152

Poste		BE	BG	CZ	DK	DE	EE	IE	GR	ES	FR	IT	CY	LV	LT	LU	HU
05 02 10 01 3801 027	C1 Third countries - R.2879/00 - decision C(05)615 - contract 2	---	---	---	---	---	---	---	0,9	---	---	---	---	---	---	---	---
05 02 10 01 3801 027	NA Third countries - R.2879/00 - decision C(05)615 - contract 2	---	---	---	---	---	---	---	---	---	---	---	---	---	---	---	---
05 02 10 01 3801 027	Third countries - R.2879/00 - decision C(05)615 - contract 2	---	---	---	---	---	---	---	0,9	---	---	---	---	---	---	---	---
05 02 10 01 3801 028	Third countries - R.2879/00 - decision C(05)615 - contract 3	---	---	---	---	---	---	---	---	---	---	---	---	---	---	---	---
05 02 10 01 3801 029	C1 Third countries - R.2879/00 - decision C(05)615 - contract 4	---	---	---	---	---	---	---	---	---	---	0,1	---	---	---	---	---
05 02 10 01 3801 030	C1 Third countries - R.2879/00 - decision C(05)615 - contract 5	---	---	---	---	---	---	---	---	---	---	0,1	---	---	---	---	---
05 02 10 01 3801 031	C1 Third countries - R.2879/00 - decision C(05)615 - contract 6	---	---	---	---	---	---	---	---	---	---	0,1	---	---	---	---	---
05 02 10 01 3801 032	C1 Third countries - R.2879/00 - decision C(05)615 - contract 7	---	---	---	---	---	---	---	---	---	---	---	---	---	---	---	---
05 02 10 01 3801 033	C1 Third countries - R.1346/05 - decision C(05)4082 - EL - programme 1	---	---	---	---	---	---	---	0,3	---	---	---	---	---	---	---	---
05 02 10 01 3801 033	NA Third countries - R.1346/05 - decision C(05)4082 - EL - programme 1	---	---	---	---	---	---	---	---	---	---	---	---	---	---	---	---
05 02 10 01 3801 033	Third countries - R.1346/05 - decision C(05)4082 - EL - programme 1	---	---	---	---	---	---	---	0,3	---	---	---	---	---	---	---	---
05 02 10 01 3801 034	C1 Third countries - R.1346/05 - decision C(05)4082 - EL - programme 2	---	---	---	---	---	---	---	0,0	---	---	---	---	---	---	---	---
05 02 10 01 3801 034	NA Third countries - R.1346/05 - decision C(05)4082 - EL - programme 2	---	---	---	---	---	---	---	---	---	---	---	---	---	---	---	---
05 02 10 01 3801 034	Third countries - R.1346/05 - decision C(05)4082 - EL - programme 2	---	---	---	---	---	---	---	0,0	---	---	---	---	---	---	---	---
05 02 10 01 3801 035	Third countries - R.1346/05 - decision C(05)4082 - IT - programme 1	---	---	---	---	---	---	---	---	---	---	---	---	---	---	---	---
05 02 10 01 3801 036	C1 Third countries - R.1346/05 - decision C(05)4082 - IT - programme 2	---	---	---	---	---	---	---	---	---	---	0,7	---	---	---	---	---
05 02 10 01 3801 036	NA Third countries - R.1346/05 - decision C(05)4082 - IT - programme 2	---	---	---	---	---	---	---	---	---	---	---	---	---	---	---	---
05 02 10 01 3801 036	Third countries - R.1346/05 - decision C(05)4082 - IT - programme 2	---	---	---	---	---	---	---	---	---	---	0,7	---	---	---	---	---
05 02 10 01 3801 037	C1 Third countries - R.1346/05 - decision C(05)4082 - IT - programme 3	---	---	---	---	---	---	---	---	---	---	0,1	---	---	---	---	---
05 02 10 01 3801 037	NA Third countries - R.1346/05 - decision C(05)4082 - IT - programme 3	---	---	---	---	---	---	---	---	---	---	---	---	---	---	---	---
05 02 10 01 3801 037	Third countries - R.1346/05 - decision C(05)4082 - IT - programme 3	---	---	---	---	---	---	---	---	---	---	0,1	---	---	---	---	---
05 02 10 01 3801 038	C1 Third countries - R.1346/05 - decision C(05)4082 - IT - programme 4	---	---	---	---	---	---	---	---	---	---	0,3	---	---	---	---	---
05 02 10 01 3801 039	C1 Third countries - R.1346/05 - decision C(05)4082 - IT - programme 5	---	---	---	---	---	---	---	---	---	---	0,3	---	---	---	---	---
05 02 10 01 3801 039	NA Third countries - R.1346/05 - decision C(05)4082 - IT - programme 5	---	---	---	---	---	---	---	---	---	---	---	---	---	---	---	---
05 02 10 01 3801 039	Third countries - R.1346/05 - decision C(05)4082 - IT - programme 5	---	---	---	---	---	---	---	---	---	---	0,3	---	---	---	---	---
05 02 10 01 3801 040	C1 Third countries - R.1346/05 - decision C(05)4082 - CY - programme 1	---	---	---	---	---	---	---	---	---	---	---	0,4	---	---	---	---
05 02 10 01 3801 040	NA Third countries - R.1346/05 - decision C(05)4082 - CY - programme 1	---	---	---	---	---	---	---	---	---	---	---	---	---	---	---	---
05 02 10 01 3801 040	Third countries - R.1346/05 - decision C(05)4082 - CY - programme 1	---	---	---	---	---	---	---	---	---	---	---	0,4	---	---	---	---
05 02 10 01 3801 041	C1 Third countries - R.1346/05 - decision C(05)4082 - CY - programme 2	---	---	---	---	---	---	---	---	---	---	---	0,5	---	---	---	---
05 02 10 01 3801 041	NA Third countries - R.1346/05 - decision C(05)4082 - CY - programme 2	---	---	---	---	---	---	---	---	---	---	---	---	---	---	---	---
05 02 10 01 3801 041	Third countries - R.1346/05 - decision C(05)4082 - CY - programme 2	---	---	---	---	---	---	---	---	---	---	---	0,5	---	---	---	---

En Millions d'euros

23/01/2008 14:57

FEAGA

II Dépenses

Part I - Page 39 / 152

Poste		BE	BG	CZ	DK	DE	EE	IE	GR	ES	FR	IT	CY	LV	LT	LU	HU
05 02 10 01 3801 042	C1 Third countries - R.1346/05 - decision C(05)4082 - LT - programme 1	---	---	---	---	---	---	---	---	---	---	---	---	---	0,2	---	---
05 02 10 01 3801 043	C1 Third countries - R.1346/05 - decision C(05)4082 - NL - programme 1	---	---	---	---	---	---	---	---	---	---	---	---	---	---	---	---
05 02 10 01 3801 044	C1 Third countries - R.1346/05 - decision C(05)4082 - NL - programme 2	---	---	---	---	---	---	---	---	---	---	---	---	---	---	---	---
05 02 10 01 3801 045	C1 Third countries - R.1346/05 - decision C(05)4082 - NL - programme 3	---	---	---	---	---	---	---	---	---	---	---	---	---	---	---	---
05 02 10 01 3801 045	NA Third countries - R.1346/05 - decision C(05)4082 - NL - programme 3	---	---	---	---	---	---	---	---	---	---	---	---	---	---	---	---
05 02 10 01 3801 045	Third countries - R.1346/05 - decision C(05)4082 - NL - programme 3	---	---	---	---	---	---	---	---	---	---	---	---	---	---	---	---
05 02 10 01 3801 046	C1 Third countries - R.1346/05 - decision C(05)4082 - PL - programme 1	---	---	---	---	---	---	---	---	---	---	---	---	---	---	---	---
05 02 10 01 3801 047	Third countries - R.1346/05 - decision C(06)796 - EL - programme 1	---	---	---	---	---	---	---	---	---	---	---	---	---	---	---	---
05 02 10 01 3801 048	C1 Third countries - R.1346/05 - decision C(06)796 - EL - programme 2	---	---	---	---	---	---	---	0,2	---	---	---	---	---	---	---	---
05 02 10 01 3801 048	NA Third countries - R.1346/05 - decision C(06)796 - EL - programme 2	---	---	---	---	---	---	---	---	---	---	---	---	---	---	---	---
05 02 10 01 3801 048	Third countries - R.1346/05 - decision C(06)796 - EL - programme 2	---	---	---	---	---	---	---	0,2	---	---	---	---	---	---	---	---
05 02 10 01 3801 049	Third countries - R.1346/05 - decision C(06)796 - EL - programme 3	---	---	---	---	---	---	---	---	---	---	---	---	---	---	---	---
05 02 10 01 3801 050	Third countries - R.1346/05 - decision C(06)796 - IT - programme 1	---	---	---	---	---	---	---	---	---	---	---	---	---	---	---	---
05 02 10 01 3801 051	C1 Third countries - R.1346/05 - decision C(06)796 - IT - programme 2	---	---	---	---	---	---	---	---	---	---	0,0	---	---	---	---	---
05 02 10 01 3801 052	C1 Third countries - R.1346/05 - decision C(06)796 - IT - programme 3	---	---	---	---	---	---	---	---	---	---	0,4	---	---	---	---	---
05 02 10 01 3801 052	NA Third countries - R.1346/05 - decision C(06)796 - IT - programme 3	---	---	---	---	---	---	---	---	---	---	0,4	---	---	---	---	---
05 02 10 01 3801 053	Third countries - R.1346/05 - decision C(06)796 - PL - programme 1	---	---	---	---	---	---	---	---	---	---	---	---	---	---	---	---
05 02 10 01 3801 401	Third countries - R.2879/00 - decision C(01)4005 - multinat. contract 1	---	---	---	---	---	---	---	---	---	---	---	---	---	---	---	---
05 02 10 01 3801 402	Third countries - R.2879/00 - decision C(01)4005 - multinat. contract 2	---	---	---	---	---	---	---	---	---	---	---	---	---	---	---	---
05 02 10 01 3801 403	Third countries - R.2879/00 - decision C(01)4005 - multinat. contract 3	---	---	---	---	---	---	---	---	---	---	---	---	---	---	---	---
05 02 10 01 3801 404	Third countries - R.2879/00 - decision C(01)4005 - multinat. contract 4	---	---	---	---	---	---	---	---	---	---	---	---	---	---	---	---
05 02 10 01 3801 405	Third countries - R.2879/00 - decision C(01)4005 - multinat. contract 5	---	---	---	---	---	---	---	---	---	---	---	---	---	---	---	---
05 02 10 01 3801 406	C1 Third countries - R.2879/00 - decision C(03)15 - multinat. contract 1	---	---	---	---	---	---	---	0,0	---	0,1	---	---	---	---	---	---
05 02 10 01 3801 406	NA Third countries - R.2879/00 - decision C(03)15 - multinat. contract 1	---	---	---	---	---	---	---	---	---	---	---	---	---	---	---	---
05 02 10 01 3801 406	Third countries - R.2879/00 - decision C(03)15 - multinat. contract 1	---	---	---	---	---	---	---	0,0	---	0,1	---	---	---	---	---	---
05 02 10 01 3801 407	Third countries - R.2879/00 - decision C(03)15 - multinat. contract 2	---	---	---	---	---	---	---	---	---	---	---	---	---	---	---	---
05 02 10 01 3801 408	C1 Third countries - R.2879/00 - decision C(03)3404 - multinat. contract 1	---	---	---	---	---	---	---	---	---	0,0	0,1	---	---	---	---	---
05 02 10 01 3801 408	NA Third countries - R.2879/00 - decision C(03)3404 - multinat. contract 1	---	---	---	---	---	---	---	---	---	---	---	---	---	---	---	---
05 02 10 01 3801 408	Third countries - R.2879/00 - decision C(03)3404 - multinat. contract 1	---	---	---	---	---	---	---	---	---	0,0	0,1	---	---	---	---	---
05 02 10 01 3801 409	C1 Third countries - R.2879/00 - decision C(03)3404 - multinat. contract 2	---	---	---	---	---	---	---	---	0,1	0,1	0,1	---	---	---	---	---

















En Millions d'euros

23/01/2008 14:57

FEAGA

II Dépenses

Part I - Page 47 / 152

Poste		BE	BG	CZ	DK	DE	EE	IE	GR	ES	FR	IT	CY	LV	LT	LU	HU
05 02 11 04 3230 020	Aegean islands - supply arrangements - flour - R.1405/06, chapter II - calendar year 2007	---	---	---	---	---	---	---	---	---	---	---	---	---	---	---	---
05 02 11 04 3230 030	Aegean islands - supply arrangements - livestock products	---	---	---	---	---	---	---	---	---	---	---	---	---	---	---	---
05 02 11 04 3231 001	Aegean islands - others - plant products	---	---	---	---	---	---	---	---	---	---	---	---	---	---	---	---
05 02 11 04 3231 011	Aegean islands - livestock products - others	---	---	---	---	---	---	---	---	---	---	---	---	---	---	---	---
05 02 11 04 3250 001	Subsidies - deliveries to Reunion - rice - R.3072/95, Art.10; R.1785/03, Art.5	---	---	---	---	---	---	---	---	---	---	---	---	---	---	---	---
05 02 11 04	C1 POSEI (excluding direct aids and FISH 11 02 03)	---	---	---	---	---	---	---	5,4	93,7	86,8	---	---	---	---	---	---
05 02 11 05 1751 001	C1 Payments - 2003 - R.2075/92, Art.13&14 - decision 2003/161/EC & 2003/486/EC	0,0	---	---	---	---	---	---	0,1	---	---	0,4	---	---	---	---	---
05 02 11 05 1751 002	C1 Payments - 2004 - R.2075/92, Art.13&14 - decision 2004/148/EC & 2004/543/EC	---	---	---	---	---	---	---	0,1	---	---	0,5	---	---	---	---	---
05 02 11 05 1751 003	C1 Payments - 2005 - R.2075/92, Art.13&14 - decision 2005/129/EC & 2005/397/EC	---	---	---	---	---	---	---	2,7	---	---	0,0	---	---	---	---	---
05 02 11 05 1751 004	C1 Payments - 2006 - R.2075/92, Art.13&14 - decision 2006/134/EC & 2006/472/EC	---	---	---	---	0,3	---	---	2,4	---	---	0,9	---	---	---	---	---
05 02 11 05	C1 Community fund for tobacco (excluding SANCO 17 03 02)	0,0	---	---	---	0,3	---	---	5,3	---	---	1,8	---	---	---	---	---
05 02 11 99 0000 006	C1 Others	---	---	---	---	---	---	---	0,0	---	---	---	---	---	---	---	---
05 02 11 99 0000 006	NA Others	---	---	---	---	---	---	---	---	---	---	---	---	---	---	---	---
05 02 11 99 0000 006	Others	---	---	---	---	---	---	---	0,0	---	---	---	---	---	---	---	---
05 02 11 99 1710 053	C1 Quota buy-back - Art.14, R.2075/92 - crop 2002	0,0	---	---	---	---	---	---	---	---	---	0,2	---	---	---	---	---
05 02 11 99 1710 053	NA Quota buy-back - Art.14, R.2075/92 - crop 2002	---	---	---	---	---	---	---	---	---	---	---	---	---	---	---	---
05 02 11 99 1710 053	Quota buy-back - Art.14, R.2075/92 - crop 2002	0,0	---	---	---	---	---	---	---	---	---	0,2	---	---	---	---	---
05 02 11 99 1710 054	C1 Quota buy-back - Art.14, R.2075/92 - crop 2003	---	---	---	---	---	---	---	---	---	---	0,3	---	---	---	---	---
05 02 11 99 1710 054	NA Quota buy-back - Art.14, R.2075/92 - crop 2003	---	---	---	---	---	---	---	---	---	---	---	---	---	---	---	---
05 02 11 99 1710 054	Quota buy-back - Art.14, R.2075/92 - crop 2003	---	---	---	---	---	---	---	---	---	---	0,3	---	---	---	---	---
05 02 11 99 1710 055	Quota buy-back - Art.14, R.2075/92 - crop 2004	---	---	---	---	---	---	---	---	---	---	---	---	---	---	---	---
05 02 11 99 1790 100	C1 Others	---	---	---	---	---	---	---	---	---	0,0	---	---	---	---	---	---
05 02 11 99 1790 100	NA Others	---	---	---	---	---	---	---	---	---	---	---	---	---	---	---	---
05 02 11 99 1790 100	Others	---	---	---	---	---	---	---	---	---	0,0	---	---	---	---	---	---
05 02 11 99	C1 Other measures (other plant products/measures)	0,0	---	---	---	---	---	---	0,0	---	0,0	0,5	---	---	---	---	---
05 02 11 99	NA Other measures (other plant products/measures)	---	---	---	---	---	---	---	---	---	---	---	---	---	---	---	---
05 02 11 99	Other measures (other plant products/measures)	0,0	---	---	---	---	---	---	0,0	---	0,0	0,5	---	---	---	---	---
05 02 11	C1 Other plant products/measures	0,0	---	1,0	2,5	9,6	---	0,1	11,8	156,7	128,6	29,1	---	---	0,0	---	1,5
05 02 11	NA Other plant products/measures	---	---	---	---	---	---	---	---	---	---	---	---	---	---	---	---
05 02 11	Other plant products/measures	0,0	---	1,0	2,5	9,6	---	0,1	11,8	156,7	128,6	29,1	---	---	0,0	---	1,5
05 02 12 01 2000 010	C1 Refunds - butter - marketing year 04/05 and earlier	0,0	---	---	0,0	-0,1	---	0,1	0,0	0,0	0,2	0,0	---	---	---	---	---

En Millions d'euros

23/01/2008 14:57

FEAGA

II Dépenses

Part I - Page 48 / 152

Poste	BE	BG	CZ	DK	DE	EE	IE	GR	ES	FR	IT	CY	LV	LT	LU	HU
05 02 12 01 2000 010 NA Refunds - butter - marketing year 04/05 and earlier	---	---	---	---	---	---	---	---	---	---	---	---	---	---	---	---
05 02 12 01 2000 010 Refunds - butter - marketing year 04/05 and earlier	0,0	---	---	0,0	-0,1	---	0,1	0,0	0,0	0,2	0,0	---	---	---	---	---
05 02 12 01 2000 011 C1 Refunds - butter - marketing year 05/06	0,3	---	0,4	0,4	1,6	0,0	5,4	0,0	0,6	2,6	0,2	0,2	0,1	2,4	0,0	0,0
05 02 12 01 2000 011 NA Refunds - butter - marketing year 05/06	---	---	---	---	---	---	---	---	---	---	---	---	---	---	---	---
05 02 12 01 2000 011 Refunds - butter - marketing year 05/06	0,3	---	0,4	0,4	1,6	0,0	5,4	0,0	0,6	2,6	0,2	0,2	0,1	2,4	0,0	0,0
05 02 12 01 2000 012 C1 Refunds - butter - marketing year 06/07	10,7	---	4,0	10,8	18,4	1,8	17,3	0,0	0,3	11,4	0,5	0,1	0,3	4,2	0,0	0,0
05 02 12 01 2000 012 NA Refunds - butter - marketing year 06/07	---	---	---	---	---	---	---	---	---	---	---	---	---	---	---	---
05 02 12 01 2000 012 Refunds - butter - marketing year 06/07	10,7	---	4,0	10,8	18,4	1,8	17,3	0,0	0,3	11,4	0,5	0,1	0,3	4,2	0,0	0,0
05 02 12 01 2000 013 C1 Refunds - butter - marketing year 07/08 - R.1255/99, Art.31	---	---	---	---	---	---	---	---	---	---	---	---	---	---	---	---
05 02 12 01 2000 013 NA Refunds - butter - marketing year 07/08 - R.1255/99, Art.31	---	---	---	---	---	---	---	---	---	---	---	---	---	---	---	---
05 02 12 01 2000 013 Refunds - butter - marketing year 07/08 - R.1255/99, Art.31	---	---	---	---	---	---	---	---	---	---	---	---	---	---	---	---
05 02 12 01 2000 020 C1 Refunds - butter oil - marketing year 04/05 and earlier	---	---	---	---	---	0,1	---	---	0,0	0,0	---	---	---	---	---	---
05 02 12 01 2000 021 C1 Refunds - butter oil - marketing year 05/06	1,0	---	---	0,0	---	---	0,2	---	---	0,1	---	0,0	---	---	---	---
05 02 12 01 2000 021 NA Refunds - butter oil - marketing year 05/06	---	---	---	---	---	---	---	---	---	---	---	---	---	---	---	---
05 02 12 01 2000 021 Refunds - butter oil - marketing year 05/06	1,0	---	---	0,0	---	---	0,2	---	---	0,1	---	0,0	---	---	---	---
05 02 12 01 2000 022 C1 Refunds - butter oil - marketing year 06/07	19,9	---	0,2	0,5	---	---	0,5	---	2,6	6,8	---	0,0	---	---	---	---
05 02 12 01 2000 022 NA Refunds - butter oil - marketing year 06/07	---	---	---	---	---	---	---	---	---	---	---	---	---	---	---	---
05 02 12 01 2000 022 Refunds - butter oil - marketing year 06/07	19,9	---	0,2	0,5	---	---	0,5	---	2,6	6,8	---	0,0	---	---	---	---
05 02 12 01 2000 023 Refunds - butter oil - marketing year 07/08 - R.1255/99, Art.31	---	---	---	---	---	---	---	---	---	---	---	---	---	---	---	---
05 02 12 01 2001 010 C1 Refunds - skimmed-milk powder - marketing year 04/05 and earlier	---	---	---	---	0,0	0,0	0,0	---	---	0,0	---	---	---	0,0	---	0,0
05 02 12 01 2001 011 C1 Refunds - skimmed-milk powder - marketing year 05/06	0,0	---	0,0	0,0	0,1	---	0,0	---	0,0	0,0	---	---	0,0	0,0	---	---
05 02 12 01 2001 011 NA Refunds - skimmed-milk powder - marketing year 05/06	---	---	---	---	---	---	---	---	---	---	---	---	---	---	---	---
05 02 12 01 2001 011 Refunds - skimmed-milk powder - marketing year 05/06	0,0	---	0,0	0,0	0,1	---	0,0	---	0,0	0,0	---	---	0,0	0,0	---	---
05 02 12 01 2001 012 C1 Refunds - skimmed-milk powder - marketing year 06/07	0,0	---	0,0	---	---	---	---	---	---	---	---	---	---	---	---	---
05 02 12 01 2001 012 NA Refunds - skimmed-milk powder - marketing year 06/07	---	---	---	---	---	---	---	---	---	---	---	---	---	---	---	---
05 02 12 01 2001 012 Refunds - skimmed-milk powder - marketing year 06/07	0,0	---	0,0	---	---	---	---	---	---	---	---	---	---	---	---	---
05 02 12 01 2001 013 Refunds - skimmed-milk powder - marketing year 07/08 - R.1255/99, Art.31	---	---	---	---	---	---	---	---	---	---	---	---	---	---	---	---
05 02 12 01 2002 010 C1 Refunds - cheese - marketing year 04/05 and earlier	0,0	---	0,1	0,1	0,2	---	-0,0	0,0	0,0	0,1	0,1	---	---	---	---	0,0
05 02 12 01 2002 010 NA Refunds - cheese - marketing year 04/05 and earlier	---	---	---	---	---	---	---	---	---	---	---	---	---	---	---	---
05 02 12 01 2002 010 Refunds - cheese - marketing year 04/05 and earlier	0,0	---	0,1	0,1	0,2	---	-0,0	0,0	0,0	0,1	0,1	---	---	---	---	0,0
05 02 12 01 2002 011 C1 Refunds - cheese - marketing year 05/06	0,2	---	0,3	0,5	3,7	0,0	1,1	0,0	0,3	3,2	1,7	0,3	0,1	3,1	---	1,1









En Millions d'euros

23/01/2008 14:57

FEAGA

II Dépenses

Part I - Page 53 / 152

Poste	BE	BG	CZ	DK	DE	EE	IE	GR	ES	FR	IT	CY	LV	LT	LU	HU
05 02 13 01 2100 126 C1 CN 0201 20 - fresh beef/veal - quarters - marketing year 04/05 and earlier	---	---	---	---	0,1	---	---	---	0,0	---	---	---	---	0,0	---	---
05 02 13 01 2100 127 C1 CN 0201 30 - fresh beef/veal - boneless - marketing year 04/05 and earlier	---	---	---	---	-0,0	---	-0,0	---	0,0	---	---	---	---	0,1	---	---
05 02 13 01 2100 128 CN 0201 10 - fresh beef/veal - carcasses - marketing year 05/06	---	---	---	---	---	---	---	---	---	---	---	---	---	---	---	---
05 02 13 01 2100 129 C1 CN 0201 20 - fresh beef/veal - quarters - marketing year 05/06	---	---	---	---	0,2	---	---	---	---	0,0	---	---	---	0,1	---	---
05 02 13 01 2100 130 C1 CN 0201 30 - fresh beef/veal - boneless - marketing year 05/06	---	---	---	---	0,2	---	0,1	---	0,0	0,0	0,1	---	---	1,0	---	---
05 02 13 01 2100 131 CN 0201 10 - fresh beef/veal - carcasses - marketing year 06/07	---	---	---	---	---	---	---	---	---	---	---	---	---	---	---	---
05 02 13 01 2100 132 C1 CN 0201 20 - fresh beef/veal - quarters - marketing year 06/07	---	---	---	---	0,5	---	---	---	---	---	---	---	---	0,1	---	---
05 02 13 01 2100 133 C1 CN 0201 30 - fresh beef/veal - boneless - marketing year 06/07	0,1	---	---	0,3	7,0	---	4,6	---	0,1	0,1	0,9	---	---	5,6	---	---
05 02 13 01 2100 134 CN 0201 10 - fresh beef/veal - carcasses - marketing year 07/08 - R.1254/99, Art.33	---	---	---	---	---	---	---	---	---	---	---	---	---	---	---	---
05 02 13 01 2100 135 C1 CN 0201 20 - fresh beef/veal - quarters - marketing year 07/08 - R.1254/99, Art.33	---	---	---	---	---	---	---	---	---	---	---	---	---	---	---	---
05 02 13 01 2100 136 C1 CN 0201 30 - fresh beef/veal - boneless - marketing year 07/08 - R.1254/99, Art.33	0,0	---	---	---	0,8	---	0,1	---	---	---	---	---	---	---	---	---
05 02 13 01 C1 Refunds for beef and veal	0,5	---	---	0,3	9,1	---	5,1	---	1,0	1,3	2,1	0,0	---	7,1	---	---
05 02 13 02 2110 001 Private storage	---	---	---	---	---	---	---	---	---	---	---	---	---	---	---	---
05 02 13 02 2113 001 C1 Other public storage costs - bone-in beef	---	---	---	---	-0,0	---	---	---	---	---	---	---	---	---	---	---
05 02 13 02 C1 Intervention storage of beef and veal	---	---	---	---	-0,0	---	---	---	---	---	---	---	---	---	---	---
05 02 13 03 2126 002 C1 Balance - 100% - R.716/96 - >23/01/06 - UK	---	---	---	---	---	---	---	---	---	---	---	---	---	---	---	---
05 02 13 03 2126 003 C1 Balance - 20% - R.716/96 - >23/01/06 - UK	---	---	---	---	---	---	---	---	---	---	---	---	---	---	---	---
05 02 13 03 2126 004 C1 Exceptional support measures - advances 80% - R.716/96; R.2109/05 - 23/01/06-31/12/06 - UK	---	---	---	---	---	---	---	---	---	---	---	---	---	---	---	---
05 02 13 03 2126 005 C1 Exceptional support measures - balance 100% - R.716/96; R.2109/05 - 23/01/06-31/12/06 - UK	---	---	---	---	---	---	---	---	---	---	---	---	---	---	---	---
05 02 13 03 2126 006 C1 Exceptional support measures - balance 20% - R.716/96; R.2109/05 - 23/01/06-31/12/06 - UK	---	---	---	---	---	---	---	---	---	---	---	---	---	---	---	---
05 02 13 03 2126 007 C1 Exceptional support measures - 2007 - advances 80% - R.716/96; R.2109/05 - UK	---	---	---	---	---	---	---	---	---	---	---	---	---	---	---	---
05 02 13 03 2126 008 C1 Exceptional support measures - 2007 - balance 100% - R.716/96; R.2109/05 - UK	---	---	---	---	---	---	---	---	---	---	---	---	---	---	---	---
05 02 13 03 2126 009 Exceptional support measures - 2007 - balance 20% - R.716/96; R.2109/05 - UK	---	---	---	---	---	---	---	---	---	---	---	---	---	---	---	---
05 02 13 03 C1 Exceptional support measures	---	---	---	---	---	---	---	---	---	---	---	---	---	---	---	---
05 02 13 04 2101 004 C1 CN 0102 - live animals - marketing year 04/05 and earlier	---	---	---	---	0,8	---	-0,0	---	---	---	---	---	---	---	---	0,2
05 02 13 04 2101 004 NA CN 0102 - live animals - marketing year 04/05 and earlier	---	---	---	---	---	---	---	---	---	---	---	---	---	---	---	---
05 02 13 04 2101 004 CN 0102 - live animals - marketing year 04/05 and earlier	---	---	---	---	0,8	---	-0,0	---	---	---	---	---	---	---	---	0,2
05 02 13 04 2101 005 C1 CN 0102 - live animals - marketing year 05/06	---	---	0,0	0,0	2,3	---	---	---	---	0,9	0,0	---	---	---	---	0,6
05 02 13 04 2101 005 NA CN 0102 - live animals - marketing year 05/06	---	---	---	---	---	---	---	---	---	---	---	---	---	---	---	---
05 02 13 04 2101 005 CN 0102 - live animals - marketing year 05/06	---	---	0,0	0,0	2,3	---	---	---	---	0,9	0,0	---	---	---	---	0,6
05 02 13 04 2101 006 C1 CN 0102 - live animals - marketing year 06/07	---	---	0,1	0,3	2,9	---	---	---	---	0,3	---	---	---	---	---	0,4





En Millions d'euros

23/01/2008 14:57

FEAGA

II Dépenses

Part I - Page 55 / 152

Poste		BE	BG	CZ	DK	DE	EE	IE	GR	ES	FR	IT	CY	LV	LT	LU	HU
05 02 14 99	NA Other measures (sheepmeat and goatmeat)	---	---	---	---	---	---	---	---	---	---	---	---	---	---	---	---
05 02 14 99	Other measures (sheepmeat and goatmeat)	---	---	---	---	---	---	---	---	---	---	---	---	---	---	---	---
05 02 14	C1 Sheepmeat and goatmeat	---	---	---	---	---	---	---	---	---	---	---	---	---	---	---	---
05 02 14	NA Sheepmeat and goatmeat	---	---	---	---	---	---	---	---	---	---	---	---	---	---	---	---
05 02 14	Sheepmeat and goatmeat	---	---	---	---	---	---	---	---	---	---	---	---	---	---	---	---
05 02 15 01 2300 091	C1 Pigmeat - carcasses and off-cuts - marketing year 04/05 and earlier	---	---	---	---	0,0	---	---	---	---	0,0	---	---	---	---	---	---
05 02 15 01 2300 092	C1 Pigmeat - dried, salted meats etc - marketing year 04/05 and earlier	0,0	---	---	---	0,0	---	---	---	0,0	---	0,1	---	---	---	---	---
05 02 15 01 2300 093	C1 Pigmeat - sausages and conserves - marketing year 04/05 and earlier	0,0	---	---	---	-0,0	---	---	---	0,2	0,0	0,0	---	---	---	---	0,0
05 02 15 01 2300 094	C1 Pigmeat - others - marketing year 04/05 and earlier	0,5	---	---	---	---	---	---	---	---	---	---	---	---	---	---	---
05 02 15 01 2300 095	C1 Pigmeat - carcasses and off-cuts - marketing year 05/06	---	---	---	---	---	---	---	---	---	---	---	---	---	---	---	---
05 02 15 01 2300 096	C1 Pigmeat - dried, salted meats etc - marketing year 05/06	---	---	---	---	0,0	---	---	0,0	0,5	0,0	2,1	---	---	---	---	---
05 02 15 01 2300 097	C1 Pigmeat - sausages and conserves - marketing year 05/06	0,0	---	---	0,0	0,0	---	---	---	1,0	0,6	0,5	---	---	---	---	0,0
05 02 15 01 2300 098	C1 Pigmeat - others - marketing year 05/06	0,2	---	---	---	---	---	---	---	---	---	---	---	---	---	---	---
05 02 15 01 2300 099	C1 Pigmeat - carcasses and off-cuts - marketing year 06/07	---	---	---	---	---	---	---	---	---	---	---	---	---	---	---	---
05 02 15 01 2300 100	C1 Pigmeat - dried, salted meats etc - marketing year 06/07	0,0	---	---	0,0	0,2	---	---	0,0	0,8	0,0	2,2	---	---	---	---	---
05 02 15 01 2300 101	C1 Pigmeat - sausages and conserves - marketing year 06/07	0,0	---	---	1,4	0,1	0,0	---	---	0,8	0,4	0,5	---	0,0	---	---	0,1
05 02 15 01 2300 102	C1 Pigmeat - others - marketing year 06/07	0,2	---	---	---	---	---	---	---	---	---	---	---	---	---	---	---
05 02 15 01 2300 103	Pigmeat - carcasses and off-cuts - marketing year 07/08 - R.2759/75, Art.13	---	---	---	---	---	---	---	---	---	---	---	---	---	---	---	---
05 02 15 01 2300 104	C1 Pigmeat - dried, salted meats etc - marketing year 07/08 - R.2759/75, Art.13	---	---	---	0,0	0,0	---	---	---	---	---	---	---	---	---	---	---
05 02 15 01 2300 105	C1 Pigmeat - sausages and conserves - marketing year 07/08 - R.2759/75, Art.13	---	---	---	0,1	0,0	---	---	---	---	0,0	---	---	---	---	---	---
05 02 15 01 2300 106	C1 Pigmeat - others - marketing year 07/08 - R.2759/75, Art.13	---	---	---	---	---	---	---	---	---	---	---	---	---	---	---	---
05 02 15 01	C1 Refunds for pigmeat	1,0	---	---	1,5	0,3	0,0	---	0,0	3,2	1,1	5,4	---	0,0	---	---	0,2
05 02 15 02 2301 001	Private storage - pigmeat	---	---	---	---	---	---	---	---	---	---	---	---	---	---	---	---
05 02 15 02	Intervention for pigmeat	---	---	---	---	---	---	---	---	---	---	---	---	---	---	---	---
05 02 15 03 2302 001	Exceptional market-support measures	---	---	---	---	---	---	---	---	---	---	---	---	---	---	---	---
05 02 15 03 2302 002	Exceptional market-support measures - R.976/06 - DE	---	---	---	---	---	---	---	---	---	---	---	---	---	---	---	---
05 02 15 03	Exceptional market-support measures for pigmeat	---	---	---	---	---	---	---	---	---	---	---	---	---	---	---	---
05 02 15 04 2310 091	C1 Eggs for hatching - marketing year 04/05 and earlier	---	---	---	---	---	---	---	---	0,0	---	---	---	---	---	---	---
05 02 15 04 2310 092	C1 Eggs in shell - marketing year 04/05 and earlier	---	---	---	---	-0,0	---	---	---	0,0	---	---	---	---	---	---	---
05 02 15 04 2310 093	C1 Egg products - marketing year 04/05 and earlier	0,0	---	---	---	-0,0	---	---	---	0,0	---	---	---	---	---	---	---
05 02 15 04 2310 094	C1 Eggs for hatching - marketing year 05/06	0,1	---	---	0,0	0,0	---	---	---	0,0	0,0	0,0	0,0	---	---	---	0,1

En Millions d'euros

23/01/2008 14:57

FEAGA

II Dépenses

Part I - Page 56 / 152

Poste	BE	BG	CZ	DK	DE	EE	IE	GR	ES	FR	IT	CY	LV	LT	LU	HU
05 02 15 04 2310 095 C1 Eggs in shell - marketing year 05/06	0,0	---	---	0,0	0,0	0,0	---	0,0	0,0	---	0,0	---	---	---	---	---
05 02 15 04 2310 096 C1 Egg products - marketing year 05/06	0,3	---	---	0,0	0,0	0,0	---	---	0,0	0,0	0,0	---	---	---	---	---
05 02 15 04 2310 097 C1 Eggs for hatching - marketing year 06/07	0,2	---	---	0,0	0,4	---	---	---	0,1	0,1	0,0	---	---	---	---	0,1
05 02 15 04 2310 098 C1 Eggs in shell - marketing year 06/07	0,0	---	---	0,0	0,5	0,0	---	0,0	0,0	---	0,0	---	---	---	---	---
05 02 15 04 2310 099 C1 Egg products - marketing year 06/07	0,3	---	---	0,2	0,1	0,0	---	---	0,0	0,3	0,0	---	---	---	---	---
05 02 15 04 2310 100 C1 Eggs for hatching - marketing year 07/08 - R.2771/75, Art.8	0,0	---	---	---	0,1	---	---	---	---	---	---	---	---	---	---	0,0
05 02 15 04 2310 101 Eggs in shell - marketing year 07/08 - R.2771/75, Art.8	---	---	---	---	---	---	---	---	---	---	---	---	---	---	---	---
05 02 15 04 2310 102 C1 Egg products - marketing year 07/08 - R.2771/75, Art.8	---	---	---	0,0	0,0	---	---	---	---	---	---	---	---	---	---	---
05 02 15 04 C1 Refunds for eggs	0,9	---	---	0,2	1,1	0,0	---	0,0	0,2	0,5	0,0	0,0	---	---	---	0,2
05 02 15 05 2311 091 C1 Refunds for poultry - chicks - marketing year 04/05 and earlier	---	---	---	---	---	---	---	---	---	---	---	---	---	---	---	0,0
05 02 15 05 2311 092 C1 Refunds for poultry - other poultry - marketing year 04/05 and earlier	---	---	---	---	---	---	---	---	---	---	---	---	---	---	---	-0,0
05 02 15 05 2311 093 C1 Refunds for poultry - chicks - marketing year 05/06	0,0	---	---	0,0	0,0	---	---	---	0,0	0,0	---	---	---	0,0	---	0,0
05 02 15 05 2311 094 C1 Refunds for poultry - other poultry - marketing year 05/06	1,4	---	---	0,1	0,8	---	0,0	---	---	0,1	0,4	---	---	---	---	0,0
05 02 15 05 2311 095 C1 Refunds for poultry - chicks - marketing year 06/07	0,0	---	---	0,0	0,0	---	---	---	0,0	0,0	---	---	---	0,0	---	0,0
05 02 15 05 2311 096 C1 Refunds for poultry - other poultry - marketing year 06/07	0,8	---	---	1,7	3,6	---	---	---	0,1	69,0	1,6	---	---	---	---	0,3
05 02 15 05 2311 096 NA Refunds for poultry - other poultry - marketing year 06/07	---	---	---	---	---	---	---	---	---	---	---	---	---	---	---	---
05 02 15 05 2311 096 Refunds for poultry - other poultry - marketing year 06/07	0,8	---	---	1,7	3,6	---	---	---	0,1	69,0	1,6	---	---	---	---	0,3
05 02 15 05 2311 097 C1 Refunds for poultry - chicks - marketing year 07/08 - R.2777/75, Art.8	0,0	---	---	---	0,0	---	---	---	---	---	---	---	---	---	---	0,0
05 02 15 05 2311 098 C1 Refunds for poultry - other poultry - marketing year 07/08 - R.2777/75, Art.8	---	---	---	0,1	0,0	---	---	---	---	---	---	---	---	---	---	---
05 02 15 05 C1 Refunds for poultrymeat	2,2	---	---	1,8	4,5	---	0,0	---	0,1	69,1	2,0	---	---	0,0	---	0,4
05 02 15 05 NA Refunds for poultrymeat	---	---	---	---	---	---	---	---	---	---	---	---	---	---	---	---
05 02 15 05 Refunds for poultrymeat	2,2	---	---	1,8	4,5	---	0,0	---	0,1	69,1	2,0	---	---	0,0	---	0,4
05 02 15 06 2320 007 C1 Programme 2004 and earlier - decision 20/08/2003	---	---	---	-0,0	---	---	---	---	-0,0	---	---	---	---	---	---	---
05 02 15 06 2320 008 C1 Programme 2005 - R.797/04, Art.4	---	---	---	---	---	---	---	---	0,0	---	---	---	---	---	---	---
05 02 15 06 2320 009 C1 Programme 2006 - R.797/04, Art.4	---	---	0,0	---	0,0	---	---	0,0	0,0	0,0	0,0	0,0	---	---	0,0	0,0
05 02 15 06 2320 010 C1 Programme 2007 - R.797/04, Art.4	0,2	---	0,6	0,2	1,1	0,1	0,0	2,4	4,7	1,9	2,2	0,0	0,1	0,1	0,0	1,9
05 02 15 06 C1 Specific aid for bee-keeping	0,2	---	0,6	0,2	1,2	0,1	0,0	2,4	4,7	1,9	2,2	0,1	0,1	0,1	0,0	1,9
05 02 15 07 0000 001 Exceptional market support measures for eggs - R.1249/04, 1499/04, 2102/04	---	---	---	---	---	---	---	---	---	---	---	---	---	---	---	---
05 02 15 07 0000 002 C1 Exceptional market-support measures - R.1010/06 & R.1256/06 - Annex 1 - BE, CZ, DE, EL, ES, FR, IE, IT, CY, HU, AT, PL, PT, SI, SK	0,0	---	0,1	---	0,2	---	0,0	1,1	0,6	5,6	0,3	0,0	---	---	---	0,7
05 02 15 07 0000 003 C1 Exceptional market-support measures - R.1010/06 & R.1256/06 - Annex 2 - BE, CZ, DK, EL, ES, IT, HU, NL, AT, PL, SI, SK	0,2	---	0,1	0,1	---	---	---	0,2	0,1	---	1,3	---	---	---	---	0,5

En Millions d'euros

23/01/2008 14:57

FEAGA

II Dépenses

Part I - Page 57 / 152

Poste		BE	BG	CZ	DK	DE	EE	IE	GR	ES	FR	IT	CY	LV	LT	LU	HU
05 02 15 07 0000 004	C1 Exceptional market-support measures - R.1010/06 & R.1256/06 - Annex 3 - BE, CZ, EL, IT, CY, HU, AT, PT, SI	0,0	---	0,0	---	---	---	---	0,4	---	---	1,9	0,0	---	---	---	0,6
05 02 15 07 0000 005	C1 Exceptional market-support measures - R.1010/06 & R.1256/06 - Annex 4 - BE, CZ, DK, DE, EL, ES, FR, IE, IT, HU, NL, AT, PL, PT, SI, SK	0,1	---	0,3	0,1	0,2	---	0,1	0,6	0,4	1,5	1,6	---	---	---	---	0,2
05 02 15 07 0000 006	C1 Exceptional market-support measures - R.1010/06 & R.1256/06 - Annex 5 - BE, CZ, EL, FR, IE, IT, HU, NL, AT, PL, PT, SI, SK	0,1	---	0,1	---	---	---	0,2	2,7	---	1,2	8,1	---	---	---	---	0,8
05 02 15 07 0000 007	C1 Exceptional market-support measures - R.1010/06 & R.1256/06 - Annex 6 - BE, CZ, DK, ES, IE, IT, CY, HU, NL, AT, SI, SK	0,0	---	0,1	0,2	---	---	---	---	1,2	---	0,8	0,2	---	---	---	0,1
05 02 15 07 0000 008	C1 Exceptional market-support measures - R.1010/06 & R.1256/06 - Annex 7 - BE, DE, EL, IT, AT	---	---	---	---	0,2	---	---	1,5	---	---	0,0	---	---	---	---	---
05 02 15 07	C1 Exceptional market-support measures for the poultrymeat and eggs sector	0,4	---	0,7	0,4	0,7	---	0,2	6,5	2,4	8,3	13,9	0,2	---	---	---	2,8
05 02 15 99 2390 020	Others	---	---	---	---	---	---	---	---	---	---	---	---	---	---	---	---
05 02 15 99	Other measures (pigmeat, poultry, eggs, bee-keeping, other animal products)	---	---	---	---	---	---	---	---	---	---	---	---	---	---	---	---
05 02 15	C1 Pigmeat, eggs and poultry, bee-keeping and other animal products	4,8	---	1,4	4,2	7,8	0,1	0,3	8,8	10,7	80,9	23,5	0,3	0,1	0,1	0,0	5,5
05 02 15	NA Pigmeat, eggs and poultry, bee-keeping and other animal products	---	---	---	---	---	---	---	---	---	---	---	---	---	---	---	---
05 02 15	Pigmeat, eggs and poultry, bee-keeping and other animal products	4,8	---	1,4	4,2	7,8	0,1	0,3	8,8	10,7	80,9	23,5	0,3	0,1	0,1	0,0	5,5
05 02 16 00 0000 001	C4 Restructuring aid - marketing year 06/07 - 40% - R.320/06, Art.3 - BE, ES, FR, IE, IT, NL, PT, SE	45,4	---	---	---	---	---	57,9	---	27,1	7,6	226,9	---	---	---	---	---
05 02 16 00 0000 001	NA Restructuring aid - marketing year 06/07 - 40% - R.320/06, Art.3 - BE, ES, FR, IE, IT, NL, PT, SE	---	---	---	---	---	---	---	---	---	---	---	---	---	---	---	---
05 02 16 00 0000 001	Restructuring aid - marketing year 06/07 - 40% - R.320/06, Art.3 - BE, ES, FR, IE, IT, NL, PT, SE	45,4	---	---	---	---	---	57,9	---	27,1	7,6	226,9	---	---	---	---	---
05 02 16 00 0000 021	Aid for diversification - payments 09/2007 - R.320/06, Art.6 - ES, IE, IT, PT, SE	---	---	---	---	---	---	---	---	---	---	---	---	---	---	---	---
05 02 16 00 0000 041	C4 Additional aid for diversification - payments 09/2007 - R.320/06, Art.7 - IE, IT, PT	---	---	---	---	---	---	20,8	---	---	---	---	---	---	---	---	---
05 02 16 00 0000 041	NA Additional aid for diversification - payments 09/2007 - R.320/06, Art.7 - IE, IT, PT	---	---	---	---	---	---	---	---	---	---	---	---	---	---	---	---
05 02 16 00 0000 041	Additional aid for diversification - payments 09/2007 - R.320/06, Art.7 - IE, IT, PT	---	---	---	---	---	---	20,8	---	---	---	---	---	---	---	---	---
05 02 16 00 0000 061	C4 Transitional aid to full-time refiners - 40% advance, 100% - R.320/06, Art.8 - FR, PT, SI, FI, UK	---	---	---	---	---	---	---	---	---	9,9	---	---	---	---	---	---
05 02 16 00 0000 081	C4 Transitional aid to certain Member States - payments 09/2007 - R.320/06, Art.9 - AT, SE	---	---	---	---	---	---	---	---	---	---	---	---	---	---	---	---
05 02 16 00	C4 Sugar Restructuring Fund	45,4	---	---	---	---	---	78,7	---	27,1	17,5	226,9	---	---	---	---	---
05 02 16 00	NA Sugar Restructuring Fund	---	---	---	---	---	---	---	---	---	---	---	---	---	---	---	---
05 02 16 00	Sugar Restructuring Fund	45,4	---	---	---	---	---	78,7	---	27,1	17,5	226,9	---	---	---	---	---
05 02 16	C4 Sugar Restructuring Fund	45,4	---	---	---	---	---	78,7	---	27,1	17,5	226,9	---	---	---	---	---
05 02 16	NA Sugar Restructuring Fund	---	---	---	---	---	---	---	---	---	---	---	---	---	---	---	---
05 02 16	Sugar Restructuring Fund	45,4	---	---	---	---	---	78,7	---	27,1	17,5	226,9	---	---	---	---	---
<b>05 02</b>	<b>C1 Interventions in agricultural markets</b>	<b>219,1</b>	<b>0,2</b>	<b>22,9</b>	<b>106,3</b>	<b>154,3</b>	<b>3,2</b>	<b>44,4</b>	<b>212,1</b>	<b>1.013,8</b>	<b>1.096,9</b>	<b>992,6</b>	<b>10,7</b>	<b>2,2</b>	<b>33,5</b>	<b>0,6</b>	<b>0,3</b>
<b>05 02</b>	<b>C4 Interventions in agricultural markets</b>	<b>45,4</b>	<b>---</b>	<b>---</b>	<b>---</b>	<b>---</b>	<b>---</b>	<b>78,7</b>	<b>---</b>	<b>27,1</b>	<b>17,5</b>	<b>226,9</b>	<b>---</b>	<b>---</b>	<b>---</b>	<b>---</b>	<b>---</b>
<b>05 02</b>	<b>NA Interventions in agricultural markets</b>	<b>---</b>	<b>---</b>	<b>---</b>	<b>---</b>	<b>---</b>	<b>---</b>	<b>---</b>	<b>---</b>	<b>---</b>	<b>---</b>	<b>---</b>	<b>---</b>	<b>---</b>	<b>---</b>	<b>---</b>	<b>---</b>
<b>05 02</b>	<b>Interventions in agricultural markets</b>	<b>264,6</b>	<b>0,2</b>	<b>22,9</b>	<b>106,3</b>	<b>154,3</b>	<b>3,2</b>	<b>123,1</b>	<b>212,1</b>	<b>1.040,9</b>	<b>1.114,4</b>	<b>1.219,5</b>	<b>10,7</b>	<b>2,2</b>	<b>33,5</b>	<b>0,6</b>	<b>0,3</b>

En Millions d'euros

23/01/2008 14:57

FEAGA

II Dépenses

Part I - Page 58 / 152

Poste	BE	BG	CZ	DK	DE	EE	IE	GR	ES	FR	IT	CY	LV	LT	LU	HU
05 03 01 01 0000 001 C1 Single Payment Scheme - R.1782/03, title III - calendar year 2005	0,3	---	---	0,1	7,1	---	11,9	---	---	---	18,8	---	---	---	0,1	---
05 03 01 01 0000 001 NA Single Payment Scheme - R.1782/03, title III - calendar year 2005	---	---	---	---	---	---	---	---	---	---	---	---	---	---	---	---
05 03 01 01 0000 001 Single Payment Scheme - R.1782/03, title III - calendar year 2005	0,3	---	---	0,1	7,1	---	11,9	---	---	---	18,8	---	---	---	0,1	---
05 03 01 01 0000 002 C1 Single Payment Scheme - R.1782/03, title III - calendar year 2006 - EU 15	444,9	---	---	927,9	5.358,1	---	1.242,7	1.905,0	3.294,0	5.722,1	3.195,8	---	---	---	34,6	---
05 03 01 01 0000 002 NA Single Payment Scheme - R.1782/03, title III - calendar year 2006 - EU 15	---	---	---	---	---	---	---	---	---	---	---	---	---	---	---	---
05 03 01 01 0000 002 Single Payment Scheme - R.1782/03, title III - calendar year 2006 - EU 15	444,9	---	---	927,9	5.358,1	---	1.242,7	1.905,0	3.294,0	5.722,1	3.195,8	---	---	---	34,6	---
05 03 01 01 C1 SPS (single payment scheme)	445,2	---	---	927,9	5.365,2	---	1.254,6	1.905,0	3.294,0	5.722,1	3.214,6	---	---	---	34,7	---
05 03 01 01 NA SPS (single payment scheme)	---	---	---	---	---	---	---	---	---	---	---	---	---	---	---	---
05 03 01 01 SPS (single payment scheme)	445,2	---	---	927,9	5.365,2	---	1.254,6	1.905,0	3.294,0	5.722,1	3.214,6	---	---	---	34,7	---
05 03 01 02 0000 001 C1 Single area payment scheme - new Member States - R.1782/03, Art.143b) - calendar year 2004	---	---	0,0	---	---	0,0	---	---	---	---	---	0,0	0,0	0,0	---	-0,1
05 03 01 02 0000 002 C1 Single area payment scheme - new Member States - R.1782/03, Art.143b) - calendar year 2005	---	---	0,1	---	---	0,0	---	---	---	---	---	0,1	0,0	0,0	---	---
05 03 01 02 0000 003 C1 Single area payment scheme - new Member States - R.1782/03, Art.143b) - calendar year 2006 - CZ, EE, CY, LT, LV, HU, PL, SK	---	---	309,4	---	---	35,1	---	---	---	---	---	16,8	48,4	128,2	---	445,5
05 03 01 02 C1 SAPS (single area payment scheme)	---	---	309,6	---	---	35,1	---	---	---	---	---	16,9	48,4	128,2	---	445,4
05 03 01 03 0000 001 C1 Separate sugar payment - R.1782/03, Art.143ba - calendar year 2006 - CZ, LV, LT, HU, PL, SK	---	---	19,1	---	---	---	---	---	---	---	---	---	4,2	6,5	---	26,1
05 03 01 03 0000 001 NA Separate sugar payment - R.1782/03, Art.143ba - calendar year 2006 - CZ, LV, LT, HU, PL, SK	---	---	---	---	---	---	---	---	---	---	---	---	---	---	---	---
05 03 01 03 0000 001 Separate sugar payment - R.1782/03, Art.143ba - calendar year 2006 - CZ, LV, LT, HU, PL, SK	---	---	19,1	---	---	---	---	---	---	---	---	---	4,2	6,5	---	26,1
05 03 01 03 C1 Separate sugar payment	---	---	19,1	---	---	---	---	---	---	---	---	---	4,2	6,5	---	26,1
05 03 01 03 NA Separate sugar payment	---	---	---	---	---	---	---	---	---	---	---	---	---	---	---	---
05 03 01 03 Separate sugar payment	---	---	19,1	---	---	---	---	---	---	---	---	---	4,2	6,5	---	26,1
05 03 01 C1 Decoupled direct aids	445,2	---	328,6	927,9	5.365,2	35,1	1.254,6	1.905,0	3.294,0	5.722,1	3.214,6	16,9	52,6	134,7	34,7	471,5
05 03 01 NA Decoupled direct aids	---	---	---	---	---	---	---	---	---	---	---	---	---	---	---	---
05 03 01 Decoupled direct aids	445,2	---	328,6	927,9	5.365,2	35,1	1.254,6	1.905,0	3.294,0	5.722,1	3.214,6	16,9	52,6	134,7	34,7	471,5
05 03 02 01 0000 001 C1 Area aid - cereals, oil-seeds, proteins, grass silage, set-aside (excluding non food set-aside) - R.1251/99, R.1782/03 (Art.100) - calendar year 2004	0,0	---	---	-0,0	0,2	---	0,0	0,3	0,4	-0,0	0,8	---	---	---	---	---
05 03 02 01 0000 001 NA Area aid - cereals, oil-seeds, proteins, grass silage, set-aside (excluding non food set-aside) - R.1251/99, R.1782/03 (Art.100) - calendar year 2004	---	---	---	---	---	---	---	---	---	---	---	---	---	---	---	---
05 03 02 01 0000 001 Area aid - cereals, oil-seeds, proteins, grass silage, set-aside (excluding non food set-aside) - R.1251/99, R.1782/03 (Art.100) - calendar year 2004	0,0	---	---	-0,0	0,2	---	0,0	0,3	0,4	-0,0	0,8	---	---	---	---	---
05 03 02 01 0000 002 C1 Area aid - cereals, oil-seeds, proteins, grass silage, set-aside (excluding non food set-aside) - R.1782/03, Art.100 - calendar year 2005	---	---	---	---	---	---	---	1,0	6,1	-0,0	---	---	---	---	---	---
05 03 02 01 0000 002 NA Area aid - cereals, oil-seeds, proteins, grass silage, set-aside (excluding non food set-aside) - R.1782/03, Art.100 - calendar year 2005	---	---	---	---	---	---	---	---	---	---	---	---	---	---	---	---
05 03 02 01 0000 002 Area aid - cereals, oil-seeds, proteins, grass silage, set-aside (excluding non food set-aside) - R.1782/03, Art.100 - calendar year 2005	---	---	---	---	---	---	---	1,0	6,1	-0,0	---	---	---	---	---	---



En Millions d'euros

23/01/2008 14:57

FEAGA

II Dépenses

Part I - Page 60 / 152

Poste		BE	BG	CZ	DK	DE	EE	IE	GR	ES	FR	IT	CY	LV	LT	LU	HU
05 03 02 01 1052 013	Rape, sunflower, soya - large scale producers - marketing year 03/04 and earlier	-0,0	---	---	-0,0	0,1	---	---	0,0	8,2	0,1	-0,5	---	---	---	0,0	---
05 03 02 01 1053 013	C1 Peas, field beans, sweet lupins - large scale producers - marketing year 03/04 and earlier	---	---	---	---	0,0	---	---	---	0,1	0,0	-0,0	---	---	---	---	---
05 03 02 01 1053 013	NA Peas, field beans, sweet lupins - large scale producers - marketing year 03/04 and earlier	---	---	---	---	---	---	---	---	---	---	---	---	---	---	---	---
05 03 02 01 1053 013	Peas, field beans, sweet lupins - large scale producers - marketing year 03/04 and earlier	---	---	---	---	0,0	---	---	---	0,1	0,0	-0,0	---	---	---	---	---
05 03 02 01 1054 013	C1 Non-textile flax seed, flax and hemp grown for fibre - large scale producers - marketing year 03/04 and earlier	---	---	---	---	0,1	---	---	---	0,0	0,0	-0,0	---	---	---	---	---
05 03 02 01 1054 013	NA Non-textile flax seed, flax and hemp grown for fibre - large scale producers - marketing year 03/04 and earlier	---	---	---	---	---	---	---	---	---	---	---	---	---	---	---	---
05 03 02 01 1054 013	Non-textile flax seed, flax and hemp grown for fibre - large scale producers - marketing year 03/04 and earlier	---	---	---	---	0,1	---	---	---	0,0	0,0	-0,0	---	---	---	---	---
05 03 02 01 1058 013	C1 Aid for grass silage - large scale producers - marketing year 03/04 and earlier	---	---	---	---	---	---	---	---	---	---	---	---	---	---	---	---
05 03 02 01 1058 013	NA Aid for grass silage - large scale producers - marketing year 03/04 and earlier	---	---	---	---	---	---	---	---	---	---	---	---	---	---	---	---
05 03 02 01 1058 013	Aid for grass silage - large scale producers - marketing year 03/04 and earlier	---	---	---	---	---	---	---	---	---	---	---	---	---	---	---	---
05 03 02 01 1060 013	C1 Voluntary and mandatory set-aside - large scale producers - marketing year 03/04 and earlier	-0,0	---	---	-0,0	0,0	---	---	0,0	1,1	0,0	-0,1	---	---	---	-0,0	---
05 03 02 01 1060 013	NA Voluntary and mandatory set-aside - large scale producers - marketing year 03/04 and earlier	---	---	---	---	---	---	---	---	---	---	---	---	---	---	---	---
05 03 02 01 1060 013	Voluntary and mandatory set-aside - large scale producers - marketing year 03/04 and earlier	-0,0	---	---	-0,0	0,0	---	---	0,0	1,1	0,0	-0,1	---	---	---	-0,0	---
05 03 02 01 1060 021	C1 Set-aside related to per hectare aid - non food - R.2461/99 - marketing year 03/04 and earlier	---	---	---	---	0,0	---	0,0	---	0,0	0,0	-0,0	---	---	---	-0,0	---
05 03 02 01 1060 021	NA Set-aside related to per hectare aid - non food - R.2461/99 - marketing year 03/04 and earlier	---	---	---	---	---	---	---	---	---	---	---	---	---	---	---	---
05 03 02 01 1060 021	Set-aside related to per hectare aid - non food - R.2461/99 - marketing year 03/04 and earlier	---	---	---	---	0,0	---	0,0	---	0,0	0,0	-0,0	---	---	---	-0,0	---
05 03 02 01 1060 022	C1 Set-aside related to per hectare aid - non food - R.2461/99, R.1251/99 (Art.6(3)) - marketing year 04/05	-0,0	---	---	---	0,0	---	---	---	-0,0	0,0	0,1	---	---	---	---	---
05 03 02 01 1060 022	NA Set-aside related to per hectare aid - non food - R.2461/99, R.1251/99 (Art.6(3)) - marketing year 04/05	---	---	---	---	---	---	---	---	---	---	---	---	---	---	---	---
05 03 02 01 1060 022	Set-aside related to per hectare aid - non food - R.2461/99, R.1251/99 (Art.6(3)) - marketing year 04/05	-0,0	---	---	---	0,0	---	---	---	-0,0	0,0	0,1	---	---	---	---	---
05 03 02 01 1060 023	C1 Set-aside related to per hectare aid - non food - R.1782/03, Art.107 - calendar year 2005	---	---	---	---	---	---	---	---	0,0	-0,0	---	---	---	---	---	---
05 03 02 01 1060 023	NA Set-aside related to per hectare aid - non food - R.1782/03, Art.107 - calendar year 2005	---	---	---	---	---	---	---	---	---	---	---	---	---	---	---	---
05 03 02 01 1060 023	Set-aside related to per hectare aid - non food - R.1782/03, Art.107 - calendar year 2005	---	---	---	---	---	---	---	---	0,0	-0,0	---	---	---	---	---	---
05 03 02 01 1060 024	C1 Set-aside related to per hectare aid - non food - R.1782/03, Art.107 - calendar year 2006 - ES, FR, MT, SI	---	---	---	---	---	---	---	---	---	4,0	---	---	---	---	---	---
05 03 02 01 1060 024	NA Set-aside related to per hectare aid - non food - R.1782/03, Art.107 - calendar year 2006 - ES, FR, MT, SI	---	---	---	---	---	---	---	---	---	---	---	---	---	---	---	---
05 03 02 01 1060 024	Set-aside related to per hectare aid - non food - R.1782/03, Art.107 - calendar year 2006 - ES, FR, MT, SI	---	---	---	---	---	---	---	---	---	4,0	---	---	---	---	---	---
05 03 02 01 1062 005	C1 Five-year set-aside - marketing year 97/98 and earlier	---	---	---	---	---	---	---	---	---	-0,0	3,2	---	---	---	---	---
05 03 02 01 1062 005	NA Five-year set-aside - marketing year 97/98 and earlier	---	---	---	---	---	---	---	---	---	---	---	---	---	---	---	---
05 03 02 01 1062 005	Five-year set-aside - marketing year 97/98 and earlier	---	---	---	---	---	---	---	---	---	-0,0	3,2	---	---	---	---	---
05 03 02 01	C1 COP area payments	-0,0	---	---	-0,0	0,6	---	0,0	1,5	365,3	1.103,5	1,7	---	---	---	-0,0	---
05 03 02 01	NA COP area payments	---	---	---	---	---	---	---	---	---	---	---	---	---	---	---	---
05 03 02 01	COP area payments	-0,0	---	---	-0,0	0,6	---	0,0	1,5	365,3	1.103,5	1,7	---	---	---	-0,0	---

En Millions d'euros

23/01/2008 14:57

FEAGA

II Dépenses

Part I - Page 61 / 152

Poste		BE	BG	CZ	DK	DE	EE	IE	GR	ES	FR	IT	CY	LV	LT	LU	HU
05 03 02 03 0000 001	C1 Supplementary aid - durum wheat - zones other than traditional production zones - Art.5, R.1251/99; Art.105, R.1782/03 - calendar year 2004	---	---	---	---	---	---	---	---	---	---	0,0	---	---	---	---	---
05 03 02 03 0000 001	NA Supplementary aid - durum wheat - zones other than traditional production zones - Art.5, R.1251/99; Art.105, R.1782/03 - calendar year 2004	---	---	---	---	---	---	---	---	---	---	---	---	---	---	---	---
05 03 02 03 0000 001	Supplementary aid - durum wheat - zones other than traditional production zones - Art.5, R.1251/99; Art.105, R.1782/03 - calendar year 2004	---	---	---	---	---	---	---	---	---	---	0,0	---	---	---	---	---
05 03 02 03 0000 002	C1 Supplementary aid - durum wheat - zones other than traditional production zones - R.1782/03, Art.105 - calendar year 2005	---	---	---	---	---	---	---	---	0,0	-0,0	---	---	---	---	---	---
05 03 02 03 1046 013	C1 Small-scale producers - marketing year 03/04 and earlier	---	---	---	---	---	---	---	---	---	-0,0	-0,0	---	---	---	---	---
05 03 02 03 1057 013	Large scale producers - marketing year 03/04 and earlier	---	---	---	---	---	---	---	---	---	---	---	---	---	---	---	---
05 03 02 03	C1 Supplementary aid for durum wheat: non-traditional production zones	---	---	---	---	---	---	---	---	0,0	-0,0	0,0	---	---	---	---	---
05 03 02 03	NA Supplementary aid for durum wheat: non-traditional production zones	---	---	---	---	---	---	---	---	---	---	---	---	---	---	---	---
05 03 02 03	Supplementary aid for durum wheat: non-traditional production zones	---	---	---	---	---	---	---	---	0,0	-0,0	0,0	---	---	---	---	---
05 03 02 04 0000 001	C1 Supplementary aid - durum wheat - traditional production zones - Art.5, R.1251/99; Art.105, R.1782/03 - calendar year 2004	---	---	---	---	---	---	---	0,1	0,1	-0,0	0,7	---	---	---	---	---
05 03 02 04 0000 001	NA Supplementary aid - durum wheat - traditional production zones - Art.5, R.1251/99; Art.105, R.1782/03 - calendar year 2004	---	---	---	---	---	---	---	---	---	---	---	---	---	---	---	---
05 03 02 04 0000 001	Supplementary aid - durum wheat - traditional production zones - Art.5, R.1251/99; Art.105, R.1782/03 - calendar year 2004	---	---	---	---	---	---	---	0,1	0,1	-0,0	0,7	---	---	---	---	---
05 03 02 04 0000 002	C1 Supplementary aid - durum wheat - traditional production zones - R.1782/03, Art.105 - calendar year 2005	---	---	---	---	---	---	---	0,3	0,7	-0,0	---	---	---	---	---	---
05 03 02 04 0000 002	NA Supplementary aid - durum wheat - traditional production zones - R.1782/03, Art.105 - calendar year 2005	---	---	---	---	---	---	---	---	---	---	---	---	---	---	---	---
05 03 02 04 0000 002	Supplementary aid - durum wheat - traditional production zones - R.1782/03, Art.105 - calendar year 2005	---	---	---	---	---	---	---	0,3	0,7	-0,0	---	---	---	---	---	---
05 03 02 04 0000 003	C1 Supplementary aid - durum wheat - traditional production zones - R.1782/03, Art.105 - calendar year 2006 - ES, FR	---	---	---	---	---	---	---	---	39,3	14,2	---	---	---	---	---	---
05 03 02 04 0000 003	NA Supplementary aid - durum wheat - traditional production zones - R.1782/03, Art.105 - calendar year 2006 - ES, FR	---	---	---	---	---	---	---	---	---	---	---	---	---	---	---	---
05 03 02 04 0000 003	Supplementary aid - durum wheat - traditional production zones - R.1782/03, Art.105 - calendar year 2006 - ES, FR	---	---	---	---	---	---	---	---	39,3	14,2	---	---	---	---	---	---
05 03 02 04 1045 013	C1 Small-scale producers - marketing year 03/04 and earlier	---	---	---	---	---	---	---	0,1	0,0	-0,0	0,0	---	---	---	---	---
05 03 02 04 1045 013	NA Small-scale producers - marketing year 03/04 and earlier	---	---	---	---	---	---	---	---	---	---	---	---	---	---	---	---
05 03 02 04 1045 013	Small-scale producers - marketing year 03/04 and earlier	---	---	---	---	---	---	---	0,1	0,0	-0,0	0,0	---	---	---	---	---
05 03 02 04 1055 007	C1 Large scale producers - marketing year 99/00 and earlier - Art. 1 & 4, R.1765/92 - residual amounts	---	---	---	---	---	---	---	-0,0	-0,0	---	0,0	---	---	---	---	---
05 03 02 04 1055 007	NA Large scale producers - marketing year 99/00 and earlier - Art. 1 & 4, R.1765/92 - residual amounts	---	---	---	---	---	---	---	---	---	---	---	---	---	---	---	---
05 03 02 04 1055 007	Large scale producers - marketing year 99/00 and earlier - Art. 1 & 4, R.1765/92 - residual amounts	---	---	---	---	---	---	---	-0,0	-0,0	---	0,0	---	---	---	---	---
05 03 02 04 1056 013	C1 Large scale producers - marketing year 03/04 and earlier	---	---	---	---	---	---	---	0,0	0,2	0,0	-0,1	---	---	---	---	---
05 03 02 04 1056 013	NA Large scale producers - marketing year 03/04 and earlier	---	---	---	---	---	---	---	---	---	---	---	---	---	---	---	---
05 03 02 04 1056 013	Large scale producers - marketing year 03/04 and earlier	---	---	---	---	---	---	---	0,0	0,2	0,0	-0,1	---	---	---	---	---
05 03 02 04	C1 Supplementary aid for durum wheat: traditional production zones	---	---	---	---	---	---	---	0,6	40,3	14,2	0,6	---	---	---	---	---
05 03 02 04	NA Supplementary aid for durum wheat: traditional production zones	---	---	---	---	---	---	---	---	---	---	---	---	---	---	---	---
05 03 02 04	Supplementary aid for durum wheat: traditional production zones	---	---	---	---	---	---	---	0,6	40,3	14,2	0,6	---	---	---	---	---





En Millions d'euros

23/01/2008 14:57

FEAGA

II Dépenses

Part I - Page 63 / 152

Poste		BE	BG	CZ	DK	DE	EE	IE	GR	ES	FR	IT	CY	LV	LT	LU	HU
05 03 02 06 2120 030	Suckler cow premium - calendar year applications - 2003 and earlier	-0,0	---	---	0,0	0,1	---	0,2	0,1	1,0	-0,0	4,8	---	---	---	---	---
05 03 02 06 2120 032 C1	Suckler cow premium - calendar year applications - 2004	-0,0	---	---	0,0	0,0	---	0,1	0,1	0,5	-0,0	1,9	---	---	---	---	---
05 03 02 06 2120 032 NA	Suckler cow premium - calendar year applications - 2004	---	---	---	---	---	---	---	---	---	---	---	---	---	---	---	---
05 03 02 06 2120 032	Suckler cow premium - calendar year applications - 2004	-0,0	---	---	0,0	0,0	---	0,1	0,1	0,5	-0,0	1,9	---	---	---	---	---
05 03 02 06 2120 034 C1	Suckler cow premium - R.1782/03, Art.125 - calendar year 2005	-0,1	---	---	---	---	---	---	0,0	1,1	0,1	---	---	---	---	---	---
05 03 02 06 2120 034 NA	Suckler cow premium - R.1782/03, Art.125 - calendar year 2005	---	---	---	---	---	---	---	---	---	---	---	---	---	---	---	---
05 03 02 06 2120 034	Suckler cow premium - R.1782/03, Art.125 - calendar year 2005	-0,1	---	---	---	---	---	---	0,0	1,1	0,1	---	---	---	---	---	---
05 03 02 06 2120 035 C1	Suckler cow premium - R.1782/03, Art.125; R.1973/04, Art.126 - advances - calendar year 2006 - BE, ES, FR, MT, AT, PT, SI	49,7	---	---	---	---	---	---	---	112,1	367,4	---	---	---	---	---	---
05 03 02 06 2120 035 NA	Suckler cow premium - R.1782/03, Art.125; R.1973/04, Art.126 - advances - calendar year 2006 - BE, ES, FR, MT, AT, PT, SI	---	---	---	---	---	---	---	---	---	---	---	---	---	---	---	---
05 03 02 06 2120 035	Suckler cow premium - R.1782/03, Art.125; R.1973/04, Art.126 - advances - calendar year 2006 - BE, ES, FR, MT, AT, PT, SI	49,7	---	---	---	---	---	---	---	112,1	367,4	---	---	---	---	---	---
05 03 02 06 2120 036 C1	Suckler cow premium - R.1782/03, Art.125 - balance - calendar year 2006 - BE, ES, FR, MT, AT, PT, SI	24,6	---	---	---	---	---	---	---	135,2	334,3	---	---	---	---	---	---
05 03 02 06 2120 036 NA	Suckler cow premium - R.1782/03, Art.125 - balance - calendar year 2006 - BE, ES, FR, MT, AT, PT, SI	---	---	---	---	---	---	---	---	---	---	---	---	---	---	---	---
05 03 02 06 2120 036	Suckler cow premium - R.1782/03, Art.125 - balance - calendar year 2006 - BE, ES, FR, MT, AT, PT, SI	24,6	---	---	---	---	---	---	---	135,2	334,3	---	---	---	---	---	---
05 03 02 06	C1 Suckler-cow premium	74,3	---	---	0,0	0,1	---	0,3	0,3	250,0	701,7	6,6	---	---	---	---	---
05 03 02 06	NA Suckler-cow premium	---	---	---	---	---	---	---	---	---	---	---	---	---	---	---	---
05 03 02 06	Suckler-cow premium	74,3	---	---	0,0	0,1	---	0,3	0,3	250,0	701,7	6,6	---	---	---	---	---
05 03 02 07 2121 120 C1	Additional premium - suckler cow - calendar year applications 2003 and earlier	-0,0	---	---	---	---	---	---	0,0	0,1	-0,0	0,4	---	---	---	---	---
05 03 02 07 2121 121 C1	Additional premium - suckler cow - calendar year applications 2004	-0,0	---	---	---	---	---	---	0,0	0,0	-0,0	0,2	---	---	---	---	---
05 03 02 07 2121 122 C1	Additional premium - suckler cow - R.1782/03, Art.125(5) - calendar year 2005	-0,0	---	---	---	---	---	---	0,0	0,1	0,0	---	---	---	---	---	---
05 03 02 07 2121 123 C1	Additional premium - suckler cow - R.1782/03, Art.125(5) - calendar year 2006 - BE, ES, FR, MT, AT, PT, SI	18,6	---	---	---	---	---	---	---	25,8	1,2	---	---	---	---	---	---
05 03 02 07	C1 Additional suckler-cow premium	18,6	---	---	---	---	---	---	0,0	26,0	1,2	0,6	---	---	---	---	---
05 03 02 08 2122 009 C1	Special premium - calendar year 1995 - Germany	---	---	---	---	0,1	---	---	---	---	---	---	---	---	---	---	---
05 03 02 08 2122 062 C1	Special premium - calendar year 2003 and earlier - 1. tranche - Art.4, R.1254/99 - castrated	-0,0	---	---	-0,0	-0,1	---	0,0	---	0,0	-0,0	0,0	---	---	---	---	---
05 03 02 08 2122 062 NA	Special premium - calendar year 2003 and earlier - 1. tranche - Art.4, R.1254/99 - castrated	---	---	---	---	---	---	---	---	---	---	---	---	---	---	---	---
05 03 02 08 2122 062	Special premium - calendar year 2003 and earlier - 1. tranche - Art.4, R.1254/99 - castrated	-0,0	---	---	-0,0	-0,1	---	0,0	---	0,0	-0,0	0,0	---	---	---	---	---
05 03 02 08 2122 063 C1	Special premium - calendar year 2003 and earlier - 1. tranche - Art.4, R.1254/99 - not castrated	-0,0	---	---	0,2	0,1	---	0,0	-4,2	0,4	0,1	2,6	---	---	---	0,0	---
05 03 02 08 2122 063 NA	Special premium - calendar year 2003 and earlier - 1. tranche - Art.4, R.1254/99 - not castrated	---	---	---	---	---	---	---	---	---	---	---	---	---	---	---	---
05 03 02 08 2122 063	Special premium - calendar year 2003 and earlier - 1. tranche - Art.4, R.1254/99 - not castrated	-0,0	---	---	0,2	0,1	---	0,0	-4,2	0,4	0,1	2,6	---	---	---	0,0	---
05 03 02 08 2122 066 C1	Special premium - calendar year 2003 and earlier - 2. tranche - Art.4, R.1254/99 - castrated	---	---	---	---	0,0	---	0,1	---	0,0	0,0	0,0	---	---	---	---	---
05 03 02 08 2122 066 NA	Special premium - calendar year 2003 and earlier - 2. tranche - Art.4, R.1254/99 - castrated	---	---	---	---	---	---	---	---	---	---	---	---	---	---	---	---
05 03 02 08 2122 066	Special premium - calendar year 2003 and earlier - 2. tranche - Art.4, R.1254/99 - castrated	---	---	---	---	0,0	---	0,1	---	0,0	0,0	0,0	---	---	---	---	---







En Millions d'euros

23/01/2008 14:57

FEAGA

II Dépenses

Part I - Page 67 / 152

Poste		BE	BG	CZ	DK	DE	EE	IE	GR	ES	FR	IT	CY	LV	LT	LU	HU
05 03 02 11 2125 030	Male bovine - Art.13(2)b, R.1254/99 - 40 euro - calendar year applications 2003 and earlier	0,0	---	---	-0,0	---	---	0,0	---	-0,0	0,0	0,1	---	---	---	0,0	---
05 03 02 11 2125 031 C1	Male bovine - Art.13(2)b, R.1254/99 - 80 euro - calendar year applications 2003 and earlier	-0,0	---	---	0,1	---	---	0,0	---	-0,0	0,0	0,6	---	---	---	0,0	---
05 03 02 11 2125 031 NA	Male bovine - Art.13(2)b, R.1254/99 - 80 euro - calendar year applications 2003 and earlier	---	---	---	---	---	---	---	---	---	---	---	---	---	---	---	---
05 03 02 11 2125 031	Male bovine - Art.13(2)b, R.1254/99 - 80 euro - calendar year applications 2003 and earlier	-0,0	---	---	0,1	---	---	0,0	---	-0,0	0,0	0,6	---	---	---	0,0	---
05 03 02 11 2125 039 C1	Dairy cow - Art.13(2), R.1254/99 - 100 euro - calendar year applications 2003 and earlier	---	---	---	---	---	---	---	---	---	---	---	---	---	---	---	---
05 03 02 11 2125 039 NA	Dairy cow - Art.13(2), R.1254/99 - 100 euro - calendar year applications 2003 and earlier	---	---	---	---	---	---	---	---	---	---	---	---	---	---	---	---
05 03 02 11 2125 039	Dairy cow - Art.13(2), R.1254/99 - 100 euro - calendar year applications 2003 and earlier	---	---	---	---	---	---	---	---	---	---	---	---	---	---	---	---
05 03 02 11 2125 040 C1	Dairy cow - Art.13(2)b, R.1254/99 - 40 euro - calendar year applications 2003 and earlier	---	---	---	---	---	---	---	---	---	---	-0,1	---	---	---	---	---
05 03 02 11 2125 041 C1	Dairy cow - Art.13(2)b, R.1254/99 - 80 euro - calendar year applications 2003 and earlier	---	---	---	---	---	---	---	---	---	---	0,0	---	---	---	---	---
05 03 02 11 2125 041 NA	Dairy cow - Art.13(2)b, R.1254/99 - 80 euro - calendar year applications 2003 and earlier	---	---	---	---	---	---	---	---	---	---	---	---	---	---	---	---
05 03 02 11 2125 041	Dairy cow - Art.13(2)b, R.1254/99 - 80 euro - calendar year applications 2003 and earlier	---	---	---	---	---	---	---	---	---	---	0,0	---	---	---	---	---
05 03 02 11 2125 042 C1	Dairy cow - Art.13(2), R.1254/99 - 100 euro - calendar year applications 2004	---	---	---	---	---	---	---	---	---	---	---	---	---	---	---	---
05 03 02 11 2125 042 NA	Dairy cow - Art.13(2), R.1254/99 - 100 euro - calendar year applications 2004	---	---	---	---	---	---	---	---	---	---	---	---	---	---	---	---
05 03 02 11 2125 042	Dairy cow - Art.13(2), R.1254/99 - 100 euro - calendar year applications 2004	---	---	---	---	---	---	---	---	---	---	---	---	---	---	---	---
05 03 02 11 2125 043	Dairy cow - Art.13(2)b, R.1254/99 - 40 euro - calendar year applications 2004	---	---	---	---	---	---	---	---	---	---	---	---	---	---	---	---
05 03 02 11 2125 044 C1	Dairy cow - Art.13(2)b, R.1254/99 - 80 euro - calendar year applications 2004	---	---	---	---	---	---	---	---	---	---	---	---	---	---	---	---
05 03 02 11 2125 044 NA	Dairy cow - Art.13(2)b, R.1254/99 - 80 euro - calendar year applications 2004	---	---	---	---	---	---	---	---	---	---	---	---	---	---	---	---
05 03 02 11 2125 044	Dairy cow - Art.13(2)b, R.1254/99 - 80 euro - calendar year applications 2004	---	---	---	---	---	---	---	---	---	---	---	---	---	---	---	---
05 03 02 11 2125 061 C1	Suckler cow - Art.13(2), R.1254/99 - 100 euro - calendar year applications 2004	---	---	---	---	0,0	---	---	0,1	0,5	---	---	---	---	---	---	---
05 03 02 11 2125 061 NA	Suckler cow - Art.13(2), R.1254/99 - 100 euro - calendar year applications 2004	---	---	---	---	---	---	---	---	---	---	---	---	---	---	---	---
05 03 02 11 2125 061	Suckler cow - Art.13(2), R.1254/99 - 100 euro - calendar year applications 2004	---	---	---	---	0,0	---	---	0,1	0,5	---	---	---	---	---	---	---
05 03 02 11 2125 062 C1	Suckler cow - Art.13(2)b, R.1254/99 - 40 euro - calendar year applications 2004	-0,0	---	---	---	---	---	0,0	---	---	-0,0	0,0	---	---	---	---	---
05 03 02 11 2125 062 NA	Suckler cow - Art.13(2)b, R.1254/99 - 40 euro - calendar year applications 2004	---	---	---	---	---	---	---	---	---	---	---	---	---	---	---	---
05 03 02 11 2125 062	Suckler cow - Art.13(2)b, R.1254/99 - 40 euro - calendar year applications 2004	-0,0	---	---	---	---	---	0,0	---	---	-0,0	0,0	---	---	---	---	---
05 03 02 11 2125 063 C1	Suckler cow - Art.13(2)b, R.1254/99 - 80 euro - calendar year applications 2004	0,0	---	---	---	---	---	0,0	---	---	0,0	0,4	---	---	---	---	---
05 03 02 11 2125 063 NA	Suckler cow - Art.13(2)b, R.1254/99 - 80 euro - calendar year applications 2004	---	---	---	---	---	---	---	---	---	---	---	---	---	---	---	---
05 03 02 11 2125 063	Suckler cow - Art.13(2)b, R.1254/99 - 80 euro - calendar year applications 2004	0,0	---	---	---	---	---	0,0	---	---	0,0	0,4	---	---	---	---	---
05 03 02 11 2125 071 C1	Male bovine - Art.13(2), R.1254/99 - 100 euro - calendar year applications 2004	---	---	---	---	0,0	---	---	0,1	0,1	---	---	---	---	---	---	---
05 03 02 11 2125 071 NA	Male bovine - Art.13(2), R.1254/99 - 100 euro - calendar year applications 2004	---	---	---	---	---	---	---	---	---	---	---	---	---	---	---	---
05 03 02 11 2125 071	Male bovine - Art.13(2), R.1254/99 - 100 euro - calendar year applications 2004	---	---	---	---	0,0	---	---	0,1	0,1	---	---	---	---	---	---	---
05 03 02 11 2125 072 C1	Male bovine - Art.13(2)b, R.1254/99 - 40 euro - calendar year applications 2004	-0,0	---	---	---	---	---	0,0	---	---	0,0	0,1	---	---	---	---	---









En Millions d'euros

23/01/2008 14:57

FEAGA

II Dépenses

Part I - Page 71 / 152

Poste		BE	BG	CZ	DK	DE	EE	IE	GR	ES	FR	IT	CY	LV	LT	LU	HU
05 03 02 12 2128 057	Additional payments - Art.1&3, R.1117/06 - calendar year 2003 - NL	---	---	---	---	---	---	---	---	---	---	---	---	---	---	---	---
05 03 02 12	C1 Additional payments to beef producers	0,0	---	---	-0,2	0,0	---	0,0	0,1	0,4	0,2	2,6	---	---	---	0,0	---
05 03 02 12	NA Additional payments to beef producers	---	---	---	---	---	---	---	---	---	---	---	---	---	---	---	---
05 03 02 12	Additional payments to beef producers	0,0	---	---	-0,2	0,0	---	0,0	0,1	0,4	0,2	2,6	---	---	---	0,0	---
05 03 02 13 2220 052	C1 Ewe and goat premium - non milking ewes - marketing year 2003 and earlier	---	---	---	-0,0	0,0	---	0,0	0,0	0,0	0,0	0,1	---	---	---	---	---
05 03 02 13 2220 055	C1 Ewe and goat premium - milking ewes - marketing year 2003 and earlier	---	---	---	---	---	---	---	0,0	-0,0	---	0,4	---	---	---	---	---
05 03 02 13 2220 058	C1 Ewe and goat premium - she-goats - marketing year 2003 and earlier	---	---	---	---	---	---	---	0,0	0,0	-0,0	0,1	---	---	---	---	---
05 03 02 13 2220 059	C1 Ewe and goat premium - non milking ewes - marketing year 2004	---	---	---	---	0,0	---	0,0	0,0	0,1	0,0	0,0	---	---	---	---	---
05 03 02 13 2220 060	C1 Ewe and goat premium - milking ewes - marketing year 2004	---	---	---	---	---	---	---	-0,0	-0,0	0,0	0,0	---	---	---	---	---
05 03 02 13 2220 061	C1 Ewe and goat premium - she-goats - marketing year 2004	---	---	---	---	0,0	---	---	0,0	0,0	0,0	0,0	---	---	---	---	---
05 03 02 13 2220 062	C1 Ewe and goat premium - non milking ewes - 1782/03, Art.113 - calendar year 2005	---	---	---	-0,0	---	---	---	0,0	0,4	0,0	---	---	---	---	---	---
05 03 02 13 2220 063	C1 Ewe and goat premium - milking ewes - R.1782/03, Art.113 - calendar year 2005	---	---	---	---	---	---	---	0,0	0,1	0,0	---	---	---	---	---	---
05 03 02 13 2220 064	C1 Ewe and goat premium - she-goats - R.1782/03, Art.113 - calendar year 2005	---	---	---	---	---	---	---	0,0	0,1	0,0	---	---	---	---	---	---
05 03 02 13 2220 065	C1 Ewe and goat premium - non milking ewes - 1782/03, Art.113 - calendar year 2006 - DK, ES, FR, MT, PT, SI, FI	---	---	---	0,7	---	---	---	---	129,6	47,9	---	---	---	---	---	---
05 03 02 13 2220 066	C1 Ewe and goat premium - milking ewes - 1782/03, Art.113 - calendar year 2006 - DK, ES, FR, MT, PT, SI, FI	---	---	---	0,0	---	---	---	---	25,0	11,8	---	---	---	---	---	---
05 03 02 13 2220 067	C1 Ewe and goat premium - she-goats - 1782/03, Art.113 - calendar year 2006 - DK, ES, FR, MT, PT, SI, FI	---	---	---	---	---	---	---	---	13,3	---	---	---	---	---	---	---
05 03 02 13	C1 Sheep and goat premium	---	---	---	0,7	0,0	---	0,1	0,1	168,6	59,8	0,7	---	---	---	---	---
05 03 02 14 2221 052	C1 Supplementary premium - ewe - non milking ewes - marketing year 2003 and earlier	---	---	---	---	---	---	0,0	0,0	-0,0	0,0	0,1	---	---	---	---	---
05 03 02 14 2221 055	C1 Supplementary premium - ewe - milking ewes - marketing year 2003 and earlier	---	---	---	---	---	---	---	0,0	-0,0	---	0,1	---	---	---	---	---
05 03 02 14 2221 058	C1 Supplementary premium - she-goats - marketing year 2003 and earlier	---	---	---	---	---	---	---	0,0	0,0	-0,0	0,0	---	---	---	---	---
05 03 02 14 2221 059	C1 Supplementary premium - ewe - non milking ewes - marketing year 2004	---	---	---	---	0,0	---	0,0	0,0	0,0	-0,0	0,0	---	---	---	---	---
05 03 02 14 2221 060	C1 Supplementary premium - ewe - milking ewes - marketing year 2004	---	---	---	---	---	---	---	0,1	-0,0	0,0	0,0	---	---	---	---	---
05 03 02 14 2221 061	C1 Supplementary premium - she-goats - marketing year 2004	---	---	---	---	0,0	---	---	0,0	0,0	0,0	0,0	---	---	---	---	---
05 03 02 14 2221 062	C1 Supplementary premium - ewe - non milking ewes - R.1782/03, Art.114 - calendar year 2005	---	---	---	---	---	---	---	0,0	0,1	0,0	---	---	---	---	---	---
05 03 02 14 2221 063	C1 Supplementary premium - ewe - milking ewes - R.1782/03, Art.114 - calendar year 2005	---	---	---	---	---	---	---	0,0	0,0	0,0	---	---	---	---	---	---
05 03 02 14 2221 064	C1 Supplementary premium - she-goats - R.1782/03, Art.114 - calendar year 2005	---	---	---	---	---	---	---	0,0	0,0	0,0	---	---	---	---	---	---
05 03 02 14 2221 065	C1 Supplementary premium - ewe - non milking ewes - R.1782/03, Art.114 - calendar year 2006 - ES, FR, MT, PT, SI, FI	---	---	---	---	---	---	---	---	38,1	13,1	---	---	---	---	---	---
05 03 02 14 2221 066	C1 Supplementary premium - ewe - milking ewes - R.1782/03, Art.114 - calendar year 2006 - ES, FR, MT, PT, SI, FI	---	---	---	---	---	---	---	---	9,6	4,8	---	---	---	---	---	---
05 03 02 14 2221 067	C1 Supplementary premium - she-goats - R.1782/03, Art.114 - calendar year 2006 - ES, FR, MT, PT, SI, FI	---	---	---	---	---	---	---	---	4,7	---	---	---	---	---	---	---
05 03 02 14	C1 Sheep and goat supplementary premium	---	---	---	---	0,0	---	0,0	0,2	52,6	17,9	0,3	---	---	---	---	---
05 03 02 15 2222 004	C1 Additional payments - sheep and goat sector - per head - marketing year 2003 and earlier	---	---	---	---	0,0	---	0,0	0,0	-0,0	0,0	0,0	---	---	---	---	---



En Millions d'euros

23/01/2008 14:57

FEAGA

II Dépenses

Part I - Page 73 / 152

Poste		BE	BG	CZ	DK	DE	EE	IE	GR	ES	FR	IT	CY	LV	LT	LU	HU
05 03 02 16	Dairy premium	0,0	---	---	---	0,0	---	0,0	14,7	0,2	0,1	0,3	---	---	---	---	---
05 03 02 17 0000 001	C1 Additional payments - milk producers - Art.96, R.1782/03 - calendar year 2004	-0,0	---	---	---	0,0	---	---	-0,0	-0,0	---	0,0	---	---	---	---	---
05 03 02 17 0000 002	C1 Additional payments - milk producers - Art.96, R.1782/03 - calendar year 2005	-0,0	---	---	---	---	---	---	-0,0	0,2	0,0	0,1	---	---	---	---	---
05 03 02 17 0000 003	C1 Additional payments - milk producers - Art.96, R.1782/03 - calendar year 2006 - EL, MT, NL, AT, PT, SI, SE	---	---	---	---	---	---	---	6,6	---	---	---	---	---	---	---	---
05 03 02 17 0000 004	C1 Additional payments - milk producers - Art.96, R.1782/03 - calendar year 2006 - payments - without modulation - R.1782/03, Art.10(5)	---	---	---	---	---	---	---	---	---	---	---	---	---	---	---	---
05 03 02 17	C1 Additional payments for milk producers	-0,0	---	---	---	0,0	---	---	6,6	0,2	0,0	0,1	---	---	---	---	---
05 03 02 18 0000 001	C1 Aid - producers of starch potatoes - R.1782/03, Art.93 - calendar year 2004	---	---	---	---	---	---	---	---	---	---	---	---	---	---	---	---
05 03 02 18 0000 002	C1 Aid - producers of starch potatoes - R.1782/03, Art.93 - calendar year 2005	---	---	---	0,0	0,0	---	---	---	---	---	---	---	---	---	---	---
05 03 02 18 0000 003	C1 Aid - producers of starch potatoes - R.1782/03, Art.93 - calendar year 2006 - DK, DE, ES, FR, NL, AT, FI, SE	---	---	---	8,5	34,7	---	---	---	---	15,4	---	---	---	---	---	---
05 03 02 18 1021 032	Producers compensatory payments (Art.8, §2, R.1766/92) - marketing year 03/04 and earlier	---	---	---	---	---	---	---	---	---	---	---	---	---	---	---	---
05 03 02 18	C1 Payments to starch potato producers	---	---	---	8,5	34,7	---	---	---	---	15,4	---	---	---	---	---	---
05 03 02 19 1858 007	C1 Per hectare aid - rice - R.3072/95 - marketing year 03/04 and earlier	---	---	---	---	---	---	---	0,0	---	---	-0,0	---	---	---	---	---
05 03 02 19 1858 008	C1 Per hectare aid - rice - R.1782/03, Art.79 - calendar year 2004	---	---	---	---	---	---	---	0,0	0,0	---	---	---	---	---	---	---
05 03 02 19 1858 009	C1 Per hectare aid - rice - R.1782/03, Art.79 - calendar year 2005	---	---	---	---	---	---	---	0,2	0,2	---	0,2	---	---	---	---	---
05 03 02 19 1858 010	C1 Per hectare aid - rice - R.1782/03, Art.79 - calendar year 2006 - EL, ES, FR, IT, PT	---	---	---	---	---	---	---	11,0	47,6	9,0	93,9	---	---	---	---	---
05 03 02 19	C1 Area aid for rice	---	---	---	---	---	---	---	11,3	47,8	9,0	94,1	---	---	---	---	---
05 03 02 21 1210 040	C1 Financing of associations - marketing year 03/04 and earlier	---	---	---	---	---	---	---	0,0	-0,0	---	---	---	---	---	---	---
05 03 02 21 1210 040	NA Financing of associations - marketing year 03/04 and earlier	---	---	---	---	---	---	---	---	---	---	---	---	---	---	---	---
05 03 02 21 1210 040	Financing of associations - marketing year 03/04 and earlier	---	---	---	---	---	---	---	0,0	-0,0	---	---	---	---	---	---	---
05 03 02 21 1210 041	C1 Financing of associations - marketing year 04/05	---	---	---	---	---	---	---	---	0,4	---	---	---	---	---	---	---
05 03 02 21 1210 050	Financing of producer organisations - marketing year 03/04 and earlier	---	---	---	---	---	---	---	---	---	---	---	---	---	---	---	---
05 03 02 21 1210 051	C1 Financing of producer organisations - marketing year 04/05	---	---	---	---	---	---	---	0,0	0,2	---	---	---	---	---	---	---
05 03 02 21 1210 051	NA Financing of producer organisations - marketing year 04/05	---	---	---	---	---	---	---	---	---	---	---	---	---	---	---	---
05 03 02 21 1210 051	Financing of producer organisations - marketing year 04/05	---	---	---	---	---	---	---	0,0	0,2	---	---	---	---	---	---	---
05 03 02 21 1210 060	C1 Balance to be paid - on basis of applications - marketing year 03/04 and earlier	---	---	---	---	---	---	---	1,6	0,1	---	---	---	---	---	---	---
05 03 02 21 1210 060	NA Balance to be paid - on basis of applications - marketing year 03/04 and earlier	---	---	---	---	---	---	---	---	---	---	---	---	---	---	---	---
05 03 02 21 1210 060	Balance to be paid - on basis of applications - marketing year 03/04 and earlier	---	---	---	---	---	---	---	1,6	0,1	---	---	---	---	---	---	---
05 03 02 21 1210 061	C1 Balance to be paid - on basis of applications - marketing year 04/05	---	---	---	---	---	---	---	---	5,2	---	---	---	---	---	---	---
05 03 02 21 1210 074	C1 Small-scale producers - marketing year 97/98 and earlier	---	---	---	---	---	---	---	---	-0,0	0,0	0,0	---	---	---	---	---
05 03 02 21 1210 113	C1 Production aid - olive oil - advances paid to non-associated producers - marketing year 02/03 and earlier	---	---	---	---	---	---	---	---	0,2	-0,0	---	---	---	---	---	---



En Millions d'euros

23/01/2008 14:57

FEAGA

II Dépenses

Part I - Page 75 / 152

Poste		BE	BG	CZ	DK	DE	EE	IE	GR	ES	FR	IT	CY	LV	LT	LU	HU
05 03 02 21 1210 155	Production aid - olive oil - aid without advance - producers - R.136/66, Art.5 - marketing year 04/05	---	---	---	---	---	---	---	---	0,3	0,0	---	---	---	---	---	---
05 03 02 21 1210 163 C1	Production aid - olive oil - aid without advance to associated producers - marketing year 02/03 and earlier	---	---	---	---	---	---	---	---	0,0	0,0	---	---	---	---	---	---
05 03 02 21 1210 163 NA	Production aid - olive oil - aid without advance to associated producers - marketing year 02/03 and earlier	---	---	---	---	---	---	---	---	---	---	---	---	---	---	---	---
05 03 02 21 1210 163	Production aid - olive oil - aid without advance to associated producers - marketing year 02/03 and earlier	---	---	---	---	---	---	---	---	0,0	0,0	---	---	---	---	---	---
05 03 02 21 1210 204 C1	Production aid - table olives - advances - marketing year 02/03 and earlier	---	---	---	---	---	---	---	0,0	0,3	---	---	---	---	---	---	---
05 03 02 21 1210 204 NA	Production aid - table olives - advances - marketing year 02/03 and earlier	---	---	---	---	---	---	---	---	---	---	---	---	---	---	---	---
05 03 02 21 1210 204	Production aid - table olives - advances - marketing year 02/03 and earlier	---	---	---	---	---	---	---	0,0	0,3	---	---	---	---	---	---	---
05 03 02 21 1210 205 C1	Production aid - table olives - advances - marketing year 03/04	---	---	---	---	---	---	---	0,0	0,1	---	---	---	---	---	---	---
05 03 02 21 1210 205 NA	Production aid - table olives - advances - marketing year 03/04	---	---	---	---	---	---	---	---	---	---	---	---	---	---	---	---
05 03 02 21 1210 205	Production aid - table olives - advances - marketing year 03/04	---	---	---	---	---	---	---	0,0	0,1	---	---	---	---	---	---	---
05 03 02 21 1210 206 C1	Production aid - table olives - advances - R.136/66, Art.5 - marketing year 04/05	---	---	---	---	---	---	---	0,0	0,5	---	---	---	---	---	---	---
05 03 02 21 1210 206 NA	Production aid - table olives - advances - R.136/66, Art.5 - marketing year 04/05	---	---	---	---	---	---	---	---	---	---	---	---	---	---	---	---
05 03 02 21 1210 206	Production aid - table olives - advances - R.136/66, Art.5 - marketing year 04/05	---	---	---	---	---	---	---	0,0	0,5	---	---	---	---	---	---	---
05 03 02 21 1210 214 C1	Production aid - table olives - balance - marketing year 02/03 and earlier	---	---	---	---	---	---	---	0,0	0,0	0,0	0,2	---	---	---	---	---
05 03 02 21 1210 214 NA	Production aid - table olives - balance - marketing year 02/03 and earlier	---	---	---	---	---	---	---	---	---	---	---	---	---	---	---	---
05 03 02 21 1210 214	Production aid - table olives - balance - marketing year 02/03 and earlier	---	---	---	---	---	---	---	0,0	0,0	0,0	0,2	---	---	---	---	---
05 03 02 21 1210 215 C1	Production aid - table olives - balance - marketing year 03/04	---	---	---	---	---	---	---	0,0	0,0	0,0	0,1	---	---	---	---	---
05 03 02 21 1210 215 NA	Production aid - table olives - balance - marketing year 03/04	---	---	---	---	---	---	---	---	---	---	---	---	---	---	---	---
05 03 02 21 1210 215	Production aid - table olives - balance - marketing year 03/04	---	---	---	---	---	---	---	0,0	0,0	0,0	0,1	---	---	---	---	---
05 03 02 21 1210 216 C1	Production aid - table olives - balance - R.136/66, Art.5 - marketing year 04/05	---	---	---	---	---	---	---	0,5	0,1	0,0	0,3	---	---	---	---	---
05 03 02 21 1210 216 NA	Production aid - table olives - balance - R.136/66, Art.5 - marketing year 04/05	---	---	---	---	---	---	---	---	---	---	---	---	---	---	---	---
05 03 02 21 1210 216	Production aid - table olives - balance - R.136/66, Art.5 - marketing year 04/05	---	---	---	---	---	---	---	0,5	0,1	0,0	0,3	---	---	---	---	---
05 03 02 21 1210 401 C1	Aid for olive groves - R.1782/03, Art.110i(3) - calendar year 2006 - ES, MT, SI	---	---	---	---	---	---	---	---	91,7	---	---	---	---	---	---	---
05 03 02 21 1210 401 NA	Aid for olive groves - R.1782/03, Art.110i(3) - calendar year 2006 - ES, MT, SI	---	---	---	---	---	---	---	---	---	---	---	---	---	---	---	---
05 03 02 21 1210 401	Aid for olive groves - R.1782/03, Art.110i(3) - calendar year 2006 - ES, MT, SI	---	---	---	---	---	---	---	---	91,7	---	---	---	---	---	---	---
05 03 02 21 1210 501 C1	Aid for olive groves - R.1156/06, Annex III - transitional measures - calendar year 2006 - MT, SI	---	---	---	---	---	---	---	---	---	---	---	---	---	---	---	---
05 03 02 21 1210 501 NA	Aid for olive groves - R.1156/06, Annex III - transitional measures - calendar year 2006 - MT, SI	---	---	---	---	---	---	---	---	---	---	---	---	---	---	---	---
05 03 02 21 1210 501	Aid for olive groves - R.1156/06, Annex III - transitional measures - calendar year 2006 - MT, SI	---	---	---	---	---	---	---	---	---	---	---	---	---	---	---	---
05 03 02 21	C1 Aid for olive groves	---	---	---	---	---	---	---	11,7	107,7	0,1	-0,8	---	---	---	---	---
05 03 02 21	NA Aid for olive groves	---	---	---	---	---	---	---	---	---	---	---	---	---	---	---	---
05 03 02 21	Aid for olive groves	---	---	---	---	---	---	---	11,7	107,7	0,1	-0,8	---	---	---	---	---



En Millions d'euros

23/01/2008 14:57

FEAGA

II Dépenses

Part I - Page 77 / 152

Poste	BE	BG	CZ	DK	DE	EE	IE	GR	ES	FR	IT	CY	LV	LT	LU	HU
05 03 02 24 Specific quality premium for durum wheat	---	---	---	---	---	---	---	17,9	22,2	8,0	33,8	---	---	---	---	---
05 03 02 25 0000 001 C1 Protein crops premium - R.1782/03, Art.76 - calendar year 2004	0,0	---	---	---	---	---	---	---	0,0	-0,0	-0,0	---	---	---	---	---
05 03 02 25 0000 002 C1 Protein crops premium - R.1782/03, Art.76 - calendar year 2005	-0,0	---	---	-0,0	0,0	---	0,0	0,0	0,1	-0,0	0,0	---	---	---	---	---
05 03 02 25 0000 003 C1 Protein crops premium - R.1782/03, Art.76 - calendar year 2006 - EU 15, MT, SI	0,1	---	---	0,7	7,0	---	0,2	0,2	9,8	17,1	5,1	---	---	---	0,0	---
05 03 02 25 C1 Protein crop premium	0,1	---	---	0,7	7,1	---	0,2	0,2	9,8	17,1	5,2	---	---	---	0,0	---
05 03 02 26 0000 001 C1 Area payments - nuts - R.1782/03, Art.83 - calendar year 2004	---	---	---	---	---	---	---	0,1	0,1	---	0,1	---	---	---	---	---
05 03 02 26 0000 002 C1 Area payments - nuts - R.1782/03, Art.83 - calendar year 2005	---	---	---	---	0,0	---	---	0,0	1,0	-0,0	0,7	---	---	---	---	---
05 03 02 26 0000 002 NA Area payments - nuts - R.1782/03, Art.83 - calendar year 2005	---	---	---	---	---	---	---	---	---	---	---	---	---	---	---	---
05 03 02 26 0000 002 Area payments - nuts - R.1782/03, Art.83 - calendar year 2005	---	---	---	---	0,0	---	---	0,0	1,0	-0,0	0,7	---	---	---	---	---
05 03 02 26 0000 003 C1 Area payments - nuts - R.1782/03, Art.83 - calendar year 2006 - BE, DE, EL, ES, FR, IT, LU, NL, AT, PT, SI, UK	0,0	---	---	---	0,0	---	---	4,7	62,6	2,0	14,1	---	---	---	0,0	---
05 03 02 26 0000 003 NA Area payments - nuts - R.1782/03, Art.83 - calendar year 2006 - BE, DE, EL, ES, FR, IT, LU, NL, AT, PT, SI, UK	---	---	---	---	---	---	---	---	---	---	---	---	---	---	---	---
05 03 02 26 0000 003 Area payments - nuts - R.1782/03, Art.83 - calendar year 2006 - BE, DE, EL, ES, FR, IT, LU, NL, AT, PT, SI, UK	0,0	---	---	---	0,0	---	---	4,7	62,6	2,0	14,1	---	---	---	0,0	---
05 03 02 26 C1 Area payments for nuts	0,0	---	---	---	0,1	---	---	4,8	63,7	2,0	14,8	---	---	---	0,0	---
05 03 02 26 NA Area payments for nuts	---	---	---	---	---	---	---	---	---	---	---	---	---	---	---	---
05 03 02 26 Area payments for nuts	0,0	---	---	---	0,1	---	---	4,8	63,7	2,0	14,8	---	---	---	0,0	---
05 03 02 27 0000 001 C1 Aid - energy crops - R.1782/03, Art.88 - calendar year 2004	---	---	---	---	0,0	---	---	---	-0,0	---	---	---	---	---	---	---
05 03 02 27 0000 001 NA Aid - energy crops - R.1782/03, Art.88 - calendar year 2004	---	---	---	---	---	---	---	---	---	---	---	---	---	---	---	---
05 03 02 27 0000 001 Aid - energy crops - R.1782/03, Art.88 - calendar year 2004	---	---	---	---	0,0	---	---	---	-0,0	---	---	---	---	---	---	---
05 03 02 27 0000 002 C1 Aid - energy crops - R.1782/03, Art.88 - calendar year 2005	-0,0	---	---	---	0,0	---	0,0	---	---	-0,0	0,0	---	---	---	---	---
05 03 02 27 0000 002 NA Aid - energy crops - R.1782/03, Art.88 - calendar year 2005	---	---	---	---	---	---	---	---	---	---	---	---	---	---	---	---
05 03 02 27 0000 002 Aid - energy crops - R.1782/03, Art.88 - calendar year 2005	-0,0	---	---	---	0,0	---	0,0	---	---	-0,0	0,0	---	---	---	---	---
05 03 02 27 0000 003 C1 Aid - energy crops - R.1782/03, Art.88 - calendar year 2006 - EU 15, MT, SI	0,2	---	---	1,5	15,4	---	0,1	---	9,4	16,4	0,1	---	---	---	0,0	---
05 03 02 27 0000 003 NA Aid - energy crops - R.1782/03, Art.88 - calendar year 2006 - EU 15, MT, SI	---	---	---	---	---	---	---	---	---	---	---	---	---	---	---	---
05 03 02 27 0000 003 Aid - energy crops - R.1782/03, Art.88 - calendar year 2006 - EU 15, MT, SI	0,2	---	---	1,5	15,4	---	0,1	---	9,4	16,4	0,1	---	---	---	0,0	---
05 03 02 27 C1 Aid for energy crops	0,2	---	---	1,5	15,4	---	0,1	---	9,4	16,4	0,1	---	---	---	0,0	---
05 03 02 27 NA Aid for energy crops	---	---	---	---	---	---	---	---	---	---	---	---	---	---	---	---
05 03 02 27 Aid for energy crops	0,2	---	---	1,5	15,4	---	0,1	---	9,4	16,4	0,1	---	---	---	0,0	---
05 03 02 28 1420 011 Silkworms - marketing year 03/04 and earlier	---	---	---	---	---	---	---	---	---	---	---	---	---	---	---	---
05 03 02 28 1420 012 Silkworms - marketing year 04/05	---	---	---	---	---	---	---	---	---	---	---	---	---	---	---	---
05 03 02 28 1420 013 C1 Silkworms - R.845/72, Art.1 - calendar year 2005	---	---	---	---	---	---	---	---	---	-0,0	---	---	---	---	---	---
05 03 02 28 1420 014 C1 Silkworms - R.1544/06, Art.1 - 06/07 - EL, ES, FR, IT	---	---	---	---	---	---	---	0,6	0,0	0,0	0,0	---	---	---	---	---

















En Millions d'euros

23/01/2008 14:57

FEAGA

II Dépenses

Part I - Page 85 / 152

Poste		BE	BG	CZ	DK	DE	EE	IE	GR	ES	FR	IT	CY	LV	LT	LU	HU
05 03 02 52 3231 017	C1 Aegean islands - plant products - potatoes for consumption (area aid) - calendar year 2006	---	---	---	---	---	---	---	0,6	---	---	---	---	---	---	---	---
05 03 02 52 3231 018	C1 Aegean islands - plant products - quality wine produced in specified regions (area aid) - calendar year 2006	---	---	---	---	---	---	---	1,5	---	---	---	---	---	---	---	---
05 03 02 52 3231 019	C1 Aegean islands - plant products - per hectare aid - traditional olive groves - calendar year 2006	---	---	---	---	---	---	---	10,3	---	---	---	---	---	---	---	---
05 03 02 52 3231 019	NA Aegean islands - plant products - per hectare aid - traditional olive groves - calendar year 2006	---	---	---	---	---	---	---	---	---	---	---	---	---	---	---	---
05 03 02 52 3231 019	Aegean islands - plant products - per hectare aid - traditional olive groves - calendar year 2006	---	---	---	---	---	---	---	10,3	---	---	---	---	---	---	---	---
05 03 02 52 3231 020	C1 Aegean islands - livestock products - production aid - honey (hives) - calendar year 2006	---	---	---	---	---	---	---	1,2	---	---	---	---	---	---	---	---
05 03 02 52	C1 POSEI — Aegean Islands	---	---	---	---	---	---	---	13,5	---	---	---	---	---	---	---	---
05 03 02 52	NA POSEI — Aegean Islands	---	---	---	---	---	---	---	---	---	---	---	---	---	---	---	---
05 03 02 52	POSEI — Aegean Islands	---	---	---	---	---	---	---	13,5	---	---	---	---	---	---	---	---
05 03 02 99 0000 001	Specific regional aid - arable crops - R.1251/99, Art.4(4), R.1782/03, Art.98 - calendar year 2004	---	---	---	---	---	---	---	---	---	---	---	---	---	---	---	---
05 03 02 99 0000 002	Specific regional aid - arable crops - R.1782/03, Art.98 - calendar year 2005	---	---	---	---	---	---	---	---	---	---	---	---	---	---	---	---
05 03 02 99 0000 003	C1 Dried fodder - transitional regime - R.1782/03, Art.71(2) - calendar year 2005	---	---	---	---	---	---	---	0,0	0,0	0,0	---	---	---	---	---	---
05 03 02 99 0000 003	C4 Dried fodder - transitional regime - R.1782/03, Art.71(2) - calendar year 2005	---	---	---	---	---	---	---	0,0	---	0,7	---	---	---	---	---	---
05 03 02 99 0000 003	NA Dried fodder - transitional regime - R.1782/03, Art.71(2) - calendar year 2005	---	---	---	---	---	---	---	---	---	---	---	---	---	---	---	---
05 03 02 99 0000 003	Dried fodder - transitional regime - R.1782/03, Art.71(2) - calendar year 2005	---	---	---	---	---	---	---	0,0	0,0	0,7	---	---	---	---	---	---
05 03 02 99 0000 004	Dried fodder - transitional regime - R.1782/03, Art.71(2); R.382/05, Art.34 a) - calendar year 2005	---	---	---	---	---	---	---	---	---	---	---	---	---	---	---	---
05 03 02 99 1310 013	C1 Aid - lentils and chick-peas - R.1826/97, Art.1 a)&b) - marketing year 03/04 and earlier	---	---	---	---	---	---	---	0,0	-0,0	0,0	-0,0	---	---	---	---	---
05 03 02 99 1310 013	C4 Aid - lentils and chick-peas - R.1826/97, Art.1 a)&b) - marketing year 03/04 and earlier	---	---	---	---	---	---	---	---	0,0	0,0	-0,0	---	---	---	---	---
05 03 02 99 1310 013	NA Aid - lentils and chick-peas - R.1826/97, Art.1 a)&b) - marketing year 03/04 and earlier	---	---	---	---	---	---	---	---	---	---	---	---	---	---	---	---
05 03 02 99 1310 013	Aid - lentils and chick-peas - R.1826/97, Art.1 a)&b) - marketing year 03/04 and earlier	---	---	---	---	---	---	---	0,0	0,0	0,0	-0,0	---	---	---	---	---
05 03 02 99 1310 014	C1 Aid - lentils and chick-peas - R.1826/97, Art.1 a)&b) - marketing year 04/05	---	---	---	---	---	---	---	---	-0,0	-0,0	-0,0	---	---	---	---	---
05 03 02 99 1310 014	C4 Aid - lentils and chick-peas - R.1826/97, Art.1 a)&b) - marketing year 04/05	---	---	---	---	---	---	---	---	0,0	---	0,1	---	---	---	---	---
05 03 02 99 1310 014	Aid - lentils and chick-peas - R.1826/97, Art.1 a)&b) - marketing year 04/05	---	---	---	---	---	---	---	---	0,0	-0,0	0,1	---	---	---	---	---
05 03 02 99 1310 015	C1 Aid - lentils and chick-peas - R.1782/03, Art.141 - calendar year 2005	---	---	---	---	---	---	---	-0,0	0,0	0,0	---	---	---	---	---	---
05 03 02 99 1310 015	C4 Aid - lentils and chick-peas - R.1782/03, Art.141 - calendar year 2005	---	---	---	---	---	---	---	0,0	0,1	-0,0	---	---	---	---	---	---
05 03 02 99 1310 015	NA Aid - lentils and chick-peas - R.1782/03, Art.141 - calendar year 2005	---	---	---	---	---	---	---	---	---	---	---	---	---	---	---	---
05 03 02 99 1310 015	Aid - lentils and chick-peas - R.1782/03, Art.141 - calendar year 2005	---	---	---	---	---	---	---	-0,0	0,1	0,0	---	---	---	---	---	---
05 03 02 99 1310 023	C1 Aid - vetches - R.1577/96, Art.1 c) - marketing year 03/04 and earlier	---	---	---	---	---	---	---	0,0	-0,0	---	-0,0	---	---	---	---	---
05 03 02 99 1310 023	C4 Aid - vetches - R.1577/96, Art.1 c) - marketing year 03/04 and earlier	---	---	---	---	---	---	---	---	0,0	---	-0,0	---	---	---	---	---
05 03 02 99 1310 023	NA Aid - vetches - R.1577/96, Art.1 c) - marketing year 03/04 and earlier	---	---	---	---	---	---	---	---	---	---	---	---	---	---	---	---
05 03 02 99 1310 023	Aid - vetches - R.1577/96, Art.1 c) - marketing year 03/04 and earlier	---	---	---	---	---	---	---	0,0	0,0	---	-0,0	---	---	---	---	---









En Millions d'euros

23/01/2008 14:57

FEAGA

II Dépenses

Part I - Page 89 / 152

Poste	BE	BG	CZ	DK	DE	EE	IE	GR	ES	FR	IT	CY	LV	LT	LU	HU
05 04 01 01 4000 015 Programme 15	---	---	---	---	---	---	---	---	---	---	---	---	---	---	---	---
05 04 01 01 4000 016 C1 Programme 16	---	---	---	---	---	---	---	---	---	0,2	---	---	---	---	---	---
05 04 01 01 4000 016 NA Programme 16	---	---	---	---	---	---	---	---	---	---	---	---	---	---	---	---
05 04 01 01 4000 016 Programme 16	---	---	---	---	---	---	---	---	---	0,2	---	---	---	---	---	---
05 04 01 01 4000 017 C1 Programme 17	---	---	---	---	---	---	---	---	---	---	-0,0	---	---	---	---	---
05 04 01 01 4000 018 C1 Programme 18	---	---	---	---	---	---	---	---	---	---	-0,0	---	---	---	---	---
05 04 01 01 4000 019 C1 Programme 19	---	---	---	---	---	---	---	---	---	-0,0	-0,1	---	---	---	---	---
05 04 01 01 4000 020 Programme 20	---	---	---	---	---	---	---	---	---	---	---	---	---	---	---	---
05 04 01 01 4000 021 C1 Programme 21	---	---	---	---	---	---	---	---	---	0,0	-0,0	---	---	---	---	---
05 04 01 01 4000 022 C1 Programme 22	---	---	---	---	---	---	---	---	---	0,0	---	---	---	---	---	---
05 04 01 01 9900 001 C1 Programme 1 - recoveries advances	---	---	---	0,0	-0,5	---	---	---	---	-9,1	---	---	---	---	---	---
05 04 01 01 9900 001 NA Programme 1 - recoveries advances	---	---	---	---	---	---	---	---	---	---	---	---	---	---	---	---
05 04 01 01 9900 001 Programme 1 - recoveries advances	---	---	---	0,0	-0,5	---	---	---	---	-9,1	---	---	---	---	---	---
05 04 01 01 9900 002 C1 Programme 2 - recoveries advances	---	---	---	---	---	---	---	---	-1,7	-0,0	---	---	---	---	---	---
05 04 01 01 9900 003 C1 Programme 3 - recoveries advances	-0,2	---	---	---	---	---	---	---	---	-0,1	---	---	---	---	---	---
05 04 01 01 9900 004 C1 Programme 4 - recoveries advances	---	---	---	---	---	---	---	---	---	-0,1	---	---	---	---	---	---
05 04 01 01 9900 005 C1 Programme 5 - recoveries advances	---	---	---	---	---	---	---	---	---	-0,0	---	---	---	---	---	---
05 04 01 01 9900 006 C1 Programme 6 - recoveries advances	---	---	---	---	---	---	---	---	---	-0,1	---	---	---	---	---	---
05 04 01 01 9900 007 C1 Programme 7 - recoveries advances	---	---	---	---	---	---	---	---	---	-0,1	---	---	---	---	---	---
05 04 01 01 9900 008 C1 Programme 8 - recoveries advances	---	---	---	---	---	---	---	---	-0,2	-0,1	---	---	---	---	---	---
05 04 01 01 9900 009 C1 Programme 9 - recoveries advances	---	---	---	---	---	---	---	---	-0,2	-0,0	---	---	---	---	---	---
05 04 01 01 9900 010 C1 Programme 10 - recoveries advances	---	---	---	---	---	---	---	---	---	-0,0	---	---	---	---	---	---
05 04 01 01 9900 011 Programme 11 - recoveries advances	---	---	---	---	---	---	---	---	---	---	---	---	---	---	---	---
05 04 01 01 9900 012 C1 Programme 12 - recoveries advances	---	---	---	---	-0,4	---	---	---	---	---	---	---	---	---	---	---
05 04 01 01 9900 013 C1 Programme 13 - recoveries advances	---	---	---	---	---	---	---	---	---	-0,0	---	---	---	---	---	---
05 04 01 01 9900 014 Programme 14 - recoveries advances	---	---	---	---	---	---	---	---	---	---	---	---	---	---	---	---
05 04 01 01 9900 015 Programme 15 - recoveries advances	---	---	---	---	---	---	---	---	---	---	---	---	---	---	---	---
05 04 01 01 9900 016 C1 Programme 16 - recoveries advances	---	---	---	---	---	---	---	---	---	-0,3	---	---	---	---	---	---
05 04 01 01 9900 017 Programme 17 - recoveries advances	---	---	---	---	---	---	---	---	---	---	---	---	---	---	---	---
05 04 01 01 9900 018 Programme 18 - recoveries advances	---	---	---	---	---	---	---	---	---	---	---	---	---	---	---	---
05 04 01 01 9900 019 C1 Programme 19 - recoveries advances	---	---	---	---	---	---	---	---	---	-0,2	---	---	---	---	---	---

En Millions d'euros

23/01/2008 14:57

Part I - Page 90 / 152

FEAGA

II Dépenses

Poste	BE	BG	CZ	DK	DE	EE	IE	GR	ES	FR	IT	CY	LV	LT	LU	HU
05 04 01 01 9900 020 Programme 20 - recoveries advances	---	---	---	---	---	---	---	---	---	---	---	---	---	---	---	---
05 04 01 01 9900 021 C1 Programme 21 - recoveries advances	---	---	---	---	---	---	---	---	---	-0,2	-0,0	---	---	---	---	---
05 04 01 01 9900 022 C1 Programme 22 - recoveries advances	---	---	---	---	---	---	---	---	---	-0,1	---	---	---	---	---	---
05 04 01 01 C1 Investments in agricultural holdings (2000 to 2006)	-0,1	---	---	0,0	-0,5	---	---	---	0,2	-5,4	-0,5	---	---	---	-0,0	---
05 04 01 01 NA Investments in agricultural holdings (2000 to 2006)	---	---	---	---	---	---	---	---	---	---	---	---	---	---	---	---
05 04 01 01 Investments in agricultural holdings (2000 to 2006)	-0,1	---	---	0,0	-0,5	---	---	---	0,2	-5,4	-0,5	---	---	---	-0,0	---
05 04 01 02 4010 001 C1 Programme 1	---	---	---	---	---	---	---	---	---	6,0	-0,0	---	---	---	---	---
05 04 01 02 4010 002 C1 Programme 2	---	---	---	---	---	---	---	---	1,2	---	---	---	---	---	---	---
05 04 01 02 4010 002 NA Programme 2	---	---	---	---	---	---	---	---	---	---	---	---	---	---	---	---
05 04 01 02 4010 002 Programme 2	---	---	---	---	---	---	---	---	1,2	---	---	---	---	---	---	---
05 04 01 02 4010 003 C1 Programme 3	0,2	---	---	---	---	---	---	---	---	---	---	---	---	---	---	---
05 04 01 02 4010 004 Programme 4	---	---	---	---	---	---	---	---	---	---	---	---	---	---	---	---
05 04 01 02 4010 005 Programme 5	---	---	---	---	---	---	---	---	---	---	---	---	---	---	---	---
05 04 01 02 4010 006 C1 Programme 6	---	---	---	---	---	---	---	---	---	---	-0,0	---	---	---	---	---
05 04 01 02 4010 007 C1 Programme 7	---	---	---	---	---	---	---	---	---	---	-0,0	---	---	---	---	---
05 04 01 02 4010 008 C1 Programme 8	---	---	---	---	---	---	---	---	0,3	---	---	---	---	---	---	---
05 04 01 02 4010 009 C1 Programme 9	---	---	---	---	---	---	---	---	---	---	-0,1	---	---	---	---	---
05 04 01 02 4010 010 C1 Programme 10	---	---	---	---	---	---	---	---	---	---	-0,0	---	---	---	---	---
05 04 01 02 4010 011 C1 Programme 11	---	---	---	---	---	---	---	---	---	---	-0,0	---	---	---	---	---
05 04 01 02 4010 012 C1 Programme 12	---	---	---	---	-0,0	---	---	---	---	---	---	---	---	---	---	---
05 04 01 02 4010 013 C1 Programme 13	---	---	---	---	---	---	---	---	---	---	-0,0	---	---	---	---	---
05 04 01 02 4010 014 Programme 14	---	---	---	---	---	---	---	---	---	---	---	---	---	---	---	---
05 04 01 02 4010 015 Programme 15	---	---	---	---	---	---	---	---	---	---	---	---	---	---	---	---
05 04 01 02 4010 016 Programme 16	---	---	---	---	---	---	---	---	---	---	---	---	---	---	---	---
05 04 01 02 4010 017 Programme 17	---	---	---	---	---	---	---	---	---	---	---	---	---	---	---	---
05 04 01 02 4010 018 Programme 18	---	---	---	---	---	---	---	---	---	---	---	---	---	---	---	---
05 04 01 02 4010 019 C1 Programme 19	---	---	---	---	---	---	---	---	---	---	-0,1	---	---	---	---	---
05 04 01 02 4010 020 C1 Programme 20	---	---	---	---	---	---	---	---	---	---	-0,0	---	---	---	---	---
05 04 01 02 4010 021 C1 Programme 21	---	---	---	---	---	---	---	---	---	---	-0,0	---	---	---	---	---
05 04 01 02 4010 022 Programme 22	---	---	---	---	---	---	---	---	---	---	---	---	---	---	---	---
05 04 01 02 9910 001 C1 Programme 1 - recoveries advances	---	---	---	---	-0,3	---	---	---	---	-14,8	---	---	---	---	---	---









En Millions d'euros

23/01/2008 14:57

FEAGA

II Dépenses

Part I - Page 94 / 152

Poste	BE	BG	CZ	DK	DE	EE	IE	GR	ES	FR	IT	CY	LV	LT	LU	HU
05 04 01 04 4031 015 Programme 15	---	---	---	---	---	---	---	---	---	---	---	---	---	---	---	---
05 04 01 04 4031 016 Programme 16	---	---	---	---	---	---	---	---	---	---	---	---	---	---	---	---
05 04 01 04 4031 017 Programme 17	---	---	---	---	---	---	---	---	---	---	---	---	---	---	---	---
05 04 01 04 4031 018 Programme 18	---	---	---	---	---	---	---	---	---	---	---	---	---	---	---	---
05 04 01 04 4031 019 Programme 19	---	---	---	---	---	---	---	---	---	---	---	---	---	---	---	---
05 04 01 04 4031 020 Programme 20	---	---	---	---	---	---	---	---	---	---	---	---	---	---	---	---
05 04 01 04 4031 021 Programme 21	---	---	---	---	---	---	---	---	---	---	---	---	---	---	---	---
05 04 01 04 4031 022 Programme 22	---	---	---	---	---	---	---	---	---	---	---	---	---	---	---	---
05 04 01 04 9931 001 C1 Programme 1 - recoveries advances	-0,2	---	---	-0,1	---	---	---	---	-1,8	-1,1	---	---	---	---	---	---
05 04 01 04 9931 002 Programme 2 - recoveries advances	---	---	---	---	---	---	---	---	---	---	---	---	---	---	---	---
05 04 01 04 9931 003 C1 Programme 3 - recoveries advances	---	---	---	---	---	---	---	---	---	---	---	---	---	---	---	---
05 04 01 04 9931 004 C1 Programme 4 - recoveries advances	---	---	---	---	---	---	---	---	---	---	-0,0	---	---	---	---	---
05 04 01 04 9931 005 Programme 5 - recoveries advances	---	---	---	---	---	---	---	---	---	---	---	---	---	---	---	---
05 04 01 04 9931 006 Programme 6 - recoveries advances	---	---	---	---	---	---	---	---	---	---	---	---	---	---	---	---
05 04 01 04 9931 007 Programme 7 - recoveries advances	---	---	---	---	---	---	---	---	---	---	---	---	---	---	---	---
05 04 01 04 9931 008 Programme 8 - recoveries advances	---	---	---	---	---	---	---	---	---	---	---	---	---	---	---	---
05 04 01 04 9931 009 C1 Programme 9 - recoveries advances	---	---	---	---	---	---	---	---	-0,0	---	---	---	---	---	---	---
05 04 01 04 9931 010 Programme 10 - recoveries advances	---	---	---	---	---	---	---	---	---	---	---	---	---	---	---	---
05 04 01 04 9931 011 Programme 11 - recoveries advances	---	---	---	---	---	---	---	---	---	---	---	---	---	---	---	---
05 04 01 04 9931 012 Programme 12 - recoveries advances	---	---	---	---	---	---	---	---	---	---	---	---	---	---	---	---
05 04 01 04 9931 013 Programme 13 - recoveries advances	---	---	---	---	---	---	---	---	---	---	---	---	---	---	---	---
05 04 01 04 9931 014 Programme 14 - recoveries advances	---	---	---	---	---	---	---	---	---	---	---	---	---	---	---	---
05 04 01 04 9931 015 Programme 15 - recoveries advances	---	---	---	---	---	---	---	---	---	---	---	---	---	---	---	---
05 04 01 04 9931 016 Programme 16 - recoveries advances	---	---	---	---	---	---	---	---	---	---	---	---	---	---	---	---
05 04 01 04 9931 017 Programme 17 - recoveries advances	---	---	---	---	---	---	---	---	---	---	---	---	---	---	---	---
05 04 01 04 9931 018 Programme 18 - recoveries advances	---	---	---	---	---	---	---	---	---	---	---	---	---	---	---	---
05 04 01 04 9931 019 Programme 19 - recoveries advances	---	---	---	---	---	---	---	---	---	---	---	---	---	---	---	---
05 04 01 04 9931 020 Programme 20 - recoveries advances	---	---	---	---	---	---	---	---	---	---	---	---	---	---	---	---
05 04 01 04 9931 021 Programme 21 - recoveries advances	---	---	---	---	---	---	---	---	---	---	---	---	---	---	---	---
05 04 01 04 9931 022 Programme 22 - recoveries advances	---	---	---	---	---	---	---	---	---	---	---	---	---	---	---	---
05 04 01 04 C1 Early retirement — Former system (2000 to 2006)	-0,0	---	---	-0,1	---	---	-0,0	-0,0	-1,5	-1,1	-0,0	---	---	---	---	---

En Millions d'euros

23/01/2008 14:57

FEAGA

II Dépenses

Part I - Page 95 / 152

Poste		BE	BG	CZ	DK	DE	EE	IE	GR	ES	FR	IT	CY	LV	LT	LU	HU
05 04 01 04	NA Early retirement — Former system (2000 to 2006)	---	---	---	---	---	---	---	---	---	---	---	---	---	---	---	---
05 04 01 04	Early retirement — Former system (2000 to 2006)	-0,0	---	---	-0,1	---	---	-0,0	-0,0	-1,5	-1,1	-0,0	---	---	---	---	---
05 04 01 05 4030 001	C1 Objective 1 - regions - programme 1	---	---	---	---	---	---	---	6,1	3,7	0,2	---	---	---	---	---	---
05 04 01 05 4030 001	NA Objective 1 - regions - programme 1	---	---	---	---	---	---	---	---	---	---	---	---	---	---	---	---
05 04 01 05 4030 001	Objective 1 - regions - programme 1	---	---	---	---	---	---	---	6,1	3,7	0,2	---	---	---	---	---	---
05 04 01 05 4030 002	Objective 1 - regions - programme 2	---	---	---	---	---	---	---	---	---	---	---	---	---	---	---	---
05 04 01 05 4030 003	C1 Objective 1 - regions - programme 3	---	---	---	---	---	---	---	---	---	---	---	---	---	---	---	---
05 04 01 05 4030 003	NA Objective 1 - regions - programme 3	---	---	---	---	---	---	---	---	---	---	---	---	---	---	---	---
05 04 01 05 4030 003	Objective 1 - regions - programme 3	---	---	---	---	---	---	---	---	---	---	---	---	---	---	---	---
05 04 01 05 4030 004	Objective 1 - regions - programme 4	---	---	---	---	---	---	---	---	---	---	---	---	---	---	---	---
05 04 01 05 4030 005	Objective 1 - regions - programme 5	---	---	---	---	---	---	---	---	---	---	---	---	---	---	---	---
05 04 01 05 4030 006	Objective 1 - regions - programme 6	---	---	---	---	---	---	---	---	---	---	---	---	---	---	---	---
05 04 01 05 4030 007	Objective 1 - regions - programme 7	---	---	---	---	---	---	---	---	---	---	---	---	---	---	---	---
05 04 01 05 4030 008	Objective 1 - regions - programme 8	---	---	---	---	---	---	---	---	---	---	---	---	---	---	---	---
05 04 01 05 4030 009	Objective 1 - regions - programme 9	---	---	---	---	---	---	---	---	---	---	---	---	---	---	---	---
05 04 01 05 4030 010	Objective 1 - regions - programme 10	---	---	---	---	---	---	---	---	---	---	---	---	---	---	---	---
05 04 01 05 4030 011	Objective 1 - regions - programme 11	---	---	---	---	---	---	---	---	---	---	---	---	---	---	---	---
05 04 01 05 4030 012	Objective 1 - regions - programme 12	---	---	---	---	---	---	---	---	---	---	---	---	---	---	---	---
05 04 01 05 4030 013	Objective 1 - regions - programme 13	---	---	---	---	---	---	---	---	---	---	---	---	---	---	---	---
05 04 01 05 4030 014	Objective 1 - regions - programme 14	---	---	---	---	---	---	---	---	---	---	---	---	---	---	---	---
05 04 01 05 4030 015	Objective 1 - regions - programme 15	---	---	---	---	---	---	---	---	---	---	---	---	---	---	---	---
05 04 01 05 4030 016	Objective 1 - regions - programme 16	---	---	---	---	---	---	---	---	---	---	---	---	---	---	---	---
05 04 01 05 4030 017	Objective 1 - regions - programme 17	---	---	---	---	---	---	---	---	---	---	---	---	---	---	---	---
05 04 01 05 4030 018	Objective 1 - regions - programme 18	---	---	---	---	---	---	---	---	---	---	---	---	---	---	---	---
05 04 01 05 4030 019	Objective 1 - regions - programme 19	---	---	---	---	---	---	---	---	---	---	---	---	---	---	---	---
05 04 01 05 4030 020	Objective 1 - regions - programme 20	---	---	---	---	---	---	---	---	---	---	---	---	---	---	---	---
05 04 01 05 4030 021	Objective 1 - regions - programme 21	---	---	---	---	---	---	---	---	---	---	---	---	---	---	---	---
05 04 01 05 4030 022	Objective 1 - regions - programme 22	---	---	---	---	---	---	---	---	---	---	---	---	---	---	---	---
05 04 01 05 4030 051	C1 Other regions - programme 1	---	---	---	---	---	---	---	---	0,3	1,5	---	---	---	---	---	---
05 04 01 05 4030 051	NA Other regions - programme 1	---	---	---	---	---	---	---	---	---	---	---	---	---	---	---	---
05 04 01 05 4030 051	Other regions - programme 1	---	---	---	---	---	---	---	---	0,3	1,5	---	---	---	---	---	---











En Millions d'euros

23/01/2008 14:57

FEAGA

II Dépenses

Part I - Page 101 / 152

Poste		BE	BG	CZ	DK	DE	EE	IE	GR	ES	FR	IT	CY	LV	LT	LU	HU
05 04 01 06 9940 066	Other regions - programme 16 - recoveries advances	---	---	---	---	---	---	---	---	---	---	---	---	---	---	---	---
05 04 01 06 9940 067	Other regions - programme 17 - recoveries advances	---	---	---	---	---	---	---	---	---	---	---	---	---	---	---	---
05 04 01 06 9940 068	Other regions - programme 18 - recoveries advances	---	---	---	---	---	---	---	---	---	---	---	---	---	---	---	---
05 04 01 06 9940 069	Other regions - programme 19 - recoveries advances	---	---	---	---	---	---	---	---	---	---	---	---	---	---	---	---
05 04 01 06 9940 070	Other regions - programme 20 - recoveries advances	---	---	---	---	---	---	---	---	---	---	---	---	---	---	---	---
05 04 01 06 9940 071	C1 Other regions - programme 21 - recoveries advances	---	---	---	---	---	---	---	---	---	---	-0,1	---	---	---	---	---
05 04 01 06 9940 072	Other regions - programme 22 - recoveries advances	---	---	---	---	---	---	---	---	---	---	---	---	---	---	---	---
05 04 01 06	C1 Less-favoured areas (2000 to 2006)	-0,1	---	---	-0,0	-1,8	---	-0,1	-0,1	-0,7	-18,0	-0,0	---	---	---	---	---
05 04 01 06	NA Less-favoured areas (2000 to 2006)	---	---	---	---	---	---	---	---	---	---	---	---	---	---	---	---
05 04 01 06	Less-favoured areas (2000 to 2006)	-0,1	---	---	-0,0	-1,8	---	-0,1	-0,1	-0,7	-18,0	-0,0	---	---	---	---	---
05 04 01 07 4051 001	C1 Programme 1	---	---	---	0,2	-0,0	---	---	-0,0	0,1	0,1	-0,0	---	---	---	---	---
05 04 01 07 4051 001	NA Programme 1	---	---	---	---	---	---	---	---	---	---	---	---	---	---	---	---
05 04 01 07 4051 001	Programme 1	---	---	---	0,2	-0,0	---	---	-0,0	0,1	0,1	-0,0	---	---	---	---	---
05 04 01 07 4051 002	C1 Programme 2	---	---	---	---	---	---	---	---	---	---	-0,0	---	---	---	---	---
05 04 01 07 4051 003	C1 Programme 3	-0,0	---	---	---	---	---	---	---	---	---	-0,0	---	---	---	---	---
05 04 01 07 4051 004	C1 Programme 4	---	---	---	---	---	---	---	---	---	---	-0,0	---	---	---	---	---
05 04 01 07 4051 005	C1 Programme 5	---	---	---	---	---	---	---	---	---	---	-0,0	---	---	---	---	---
05 04 01 07 4051 006	C1 Programme 6	---	---	---	---	---	---	---	---	---	---	-0,0	---	---	---	---	---
05 04 01 07 4051 007	Programme 7	---	---	---	---	---	---	---	---	---	---	---	---	---	---	---	---
05 04 01 07 4051 008	C1 Programme 8	---	---	---	---	---	---	---	---	---	---	-0,0	---	---	---	---	---
05 04 01 07 4051 009	Programme 9	---	---	---	---	---	---	---	---	---	---	---	---	---	---	---	---
05 04 01 07 4051 010	C1 Programme 10	---	---	---	---	-0,0	---	---	---	---	---	-0,2	---	---	---	---	---
05 04 01 07 4051 011	C1 Programme 11	---	---	---	---	---	---	---	---	---	---	0,0	---	---	---	---	---
05 04 01 07 4051 012	C1 Programme 12	---	---	---	---	-0,0	---	---	---	---	---	---	---	---	---	---	---
05 04 01 07 4051 012	NA Programme 12	---	---	---	---	---	---	---	---	---	---	---	---	---	---	---	---
05 04 01 07 4051 012	Programme 12	---	---	---	---	-0,0	---	---	---	---	---	---	---	---	---	---	---
05 04 01 07 4051 013	C1 Programme 13	---	---	---	---	---	---	---	---	---	---	-0,0	---	---	---	---	---
05 04 01 07 4051 014	C1 Programme 14	---	---	---	---	---	---	---	---	---	---	-0,1	---	---	---	---	---
05 04 01 07 4051 015	C1 Programme 15	---	---	---	---	---	---	---	---	---	---	-0,0	---	---	---	---	---
05 04 01 07 4051 016	C1 Programme 16	---	---	---	---	---	---	---	---	---	---	0,1	---	---	---	---	---
05 04 01 07 4051 017	C1 Programme 17	---	---	---	---	-0,0	---	---	---	---	---	-0,0	---	---	---	---	---





En Millions d'euros

23/01/2008 14:57

FEAGA

II Dépenses

Part I - Page 103 / 152

Poste	BE	BG	CZ	DK	DE	EE	IE	GR	ES	FR	IT	CY	LV	LT	LU	HU
05 04 01 07 Agri-environment — Former system (2000 to 2006)	-0,0	---	---	-0,0	-0,0	---	---	-0,0	-0,8	-6,3	-0,4	---	---	---	---	---
05 04 01 08 4050 001 C1 Objective 1 - regions - programme 1	---	---	---	---	---	---	---	5,8	13,5	0,2	---	---	---	---	---	---
05 04 01 08 4050 001 NA Objective 1 - regions - programme 1	---	---	---	---	---	---	---	---	---	---	---	---	---	---	---	---
05 04 01 08 4050 001 Objective 1 - regions - programme 1	---	---	---	---	---	---	---	5,8	13,5	0,2	---	---	---	---	---	---
05 04 01 08 4050 002 C1 Objective 1 - regions - programme 2	---	---	---	---	---	---	---	---	---	---	-0,1	---	---	---	---	---
05 04 01 08 4050 002 NA Objective 1 - regions - programme 2	---	---	---	---	---	---	---	---	---	---	---	---	---	---	---	---
05 04 01 08 4050 002 Objective 1 - regions - programme 2	---	---	---	---	---	---	---	---	---	---	-0,1	---	---	---	---	---
05 04 01 08 4050 003 C1 Objective 1 - regions - programme 3	-0,0	---	---	---	---	---	---	---	---	---	---	---	---	---	---	---
05 04 01 08 4050 003 NA Objective 1 - regions - programme 3	---	---	---	---	---	---	---	---	---	---	---	---	---	---	---	---
05 04 01 08 4050 003 Objective 1 - regions - programme 3	-0,0	---	---	---	---	---	---	---	---	---	---	---	---	---	---	---
05 04 01 08 4050 004 C1 Objective 1 - regions - programme 4	---	---	---	---	---	---	---	---	---	---	---	---	---	---	---	---
05 04 01 08 4050 005 C1 Objective 1 - regions - programme 5	---	---	---	---	4,3	---	---	---	---	---	0,2	---	---	---	---	---
05 04 01 08 4050 005 NA Objective 1 - regions - programme 5	---	---	---	---	---	---	---	---	---	---	---	---	---	---	---	---
05 04 01 08 4050 005 Objective 1 - regions - programme 5	---	---	---	---	4,3	---	---	---	---	---	0,2	---	---	---	---	---
05 04 01 08 4050 006 Objective 1 - regions - programme 6	---	---	---	---	---	---	---	---	---	---	---	---	---	---	---	---
05 04 01 08 4050 007 C1 Objective 1 - regions - programme 7	---	---	---	---	---	---	---	---	---	---	-0,0	---	---	---	---	---
05 04 01 08 4050 008 Objective 1 - regions - programme 8	---	---	---	---	---	---	---	---	---	---	---	---	---	---	---	---
05 04 01 08 4050 009 C1 Objective 1 - regions - programme 9	---	---	---	---	0,1	---	---	---	---	---	---	---	---	---	---	---
05 04 01 08 4050 009 NA Objective 1 - regions - programme 9	---	---	---	---	---	---	---	---	---	---	---	---	---	---	---	---
05 04 01 08 4050 009 Objective 1 - regions - programme 9	---	---	---	---	0,1	---	---	---	---	---	---	---	---	---	---	---
05 04 01 08 4050 010 Objective 1 - regions - programme 10	---	---	---	---	---	---	---	---	---	---	---	---	---	---	---	---
05 04 01 08 4050 011 Objective 1 - regions - programme 11	---	---	---	---	---	---	---	---	---	---	---	---	---	---	---	---
05 04 01 08 4050 012 C1 Objective 1 - regions - programme 12	---	---	---	---	---	---	---	---	---	---	-0,0	---	---	---	---	---
05 04 01 08 4050 013 Objective 1 - regions - programme 13	---	---	---	---	---	---	---	---	---	---	---	---	---	---	---	---
05 04 01 08 4050 014 C1 Objective 1 - regions - programme 14	---	---	---	---	-0,0	---	---	---	---	---	0,2	---	---	---	---	---
05 04 01 08 4050 014 NA Objective 1 - regions - programme 14	---	---	---	---	---	---	---	---	---	---	---	---	---	---	---	---
05 04 01 08 4050 014 Objective 1 - regions - programme 14	---	---	---	---	-0,0	---	---	---	---	---	0,2	---	---	---	---	---
05 04 01 08 4050 015 C1 Objective 1 - regions - programme 15	---	---	---	---	-0,0	---	---	---	---	---	-0,0	---	---	---	---	---
05 04 01 08 4050 016 C1 Objective 1 - regions - programme 16	---	---	---	---	---	---	---	---	---	---	0,1	---	---	---	---	---
05 04 01 08 4050 016 NA Objective 1 - regions - programme 16	---	---	---	---	---	---	---	---	---	---	---	---	---	---	---	---
05 04 01 08 4050 016 Objective 1 - regions - programme 16	---	---	---	---	---	---	---	---	---	---	0,1	---	---	---	---	---

En Millions d'euros

23/01/2008 14:57

FEAGA

II Dépenses

Part I - Page 104 / 152

Poste	BE	BG	CZ	DK	DE	EE	IE	GR	ES	FR	IT	CY	LV	LT	LU	HU
05 04 01 08 4050 017 C1 Objective 1 - regions - programme 17	---	---	---	---	-0,2	---	---	---	---	---	---	---	---	---	---	---
05 04 01 08 4050 018 Objective 1 - regions - programme 18	---	---	---	---	---	---	---	---	---	---	---	---	---	---	---	---
05 04 01 08 4050 019 Objective 1 - regions - programme 19	---	---	---	---	---	---	---	---	---	---	---	---	---	---	---	---
05 04 01 08 4050 020 Objective 1 - regions - programme 20	---	---	---	---	---	---	---	---	---	---	---	---	---	---	---	---
05 04 01 08 4050 021 Objective 1 - regions - programme 21	---	---	---	---	---	---	---	---	---	---	---	---	---	---	---	---
05 04 01 08 4050 022 Objective 1 - regions - programme 22	---	---	---	---	---	---	---	---	---	---	---	---	---	---	---	---
05 04 01 08 4050 051 C1 Other regions - programme 1	---	---	---	2,2	1,1	---	---	---	1,2	34,0	0,0	---	---	---	---	---
05 04 01 08 4050 051 NA Other regions - programme 1	---	---	---	---	---	---	---	---	---	---	---	---	---	---	---	---
05 04 01 08 4050 051 Other regions - programme 1	---	---	---	2,2	1,1	---	---	---	1,2	34,0	0,0	---	---	---	---	---
05 04 01 08 4050 052 C1 Other regions - programme 2	0,2	---	---	---	6,0	---	---	---	---	---	---	---	---	---	---	---
05 04 01 08 4050 053 C1 Other regions - programme 3	-0,1	---	---	---	---	---	---	---	---	---	-0,1	---	---	---	---	---
05 04 01 08 4050 054 C1 Other regions - programme 4	---	---	---	---	---	---	---	---	---	---	---	---	---	---	---	---
05 04 01 08 4050 055 Other regions - programme 5	---	---	---	---	---	---	---	---	---	---	---	---	---	---	---	---
05 04 01 08 4050 056 C1 Other regions - programme 6	---	---	---	---	---	---	---	---	---	---	-0,1	---	---	---	---	---
05 04 01 08 4050 056 NA Other regions - programme 6	---	---	---	---	---	---	---	---	---	---	---	---	---	---	---	---
05 04 01 08 4050 056 Other regions - programme 6	---	---	---	---	---	---	---	---	---	---	-0,1	---	---	---	---	---
05 04 01 08 4050 057 Other regions - programme 7	---	---	---	---	---	---	---	---	---	---	---	---	---	---	---	---
05 04 01 08 4050 058 C1 Other regions - programme 8	---	---	---	---	---	---	---	---	0,1	---	-0,0	---	---	---	---	---
05 04 01 08 4050 059 C1 Other regions - programme 9	---	---	---	---	---	---	---	---	0,2	---	-0,0	---	---	---	---	---
05 04 01 08 4050 060 C1 Other regions - programme 10	---	---	---	---	-0,0	---	---	---	---	---	-0,6	---	---	---	---	---
05 04 01 08 4050 061 C1 Other regions - programme 11	---	---	---	---	-0,1	---	---	---	---	---	0,1	---	---	---	---	---
05 04 01 08 4050 061 NA Other regions - programme 11	---	---	---	---	---	---	---	---	---	---	---	---	---	---	---	---
05 04 01 08 4050 061 Other regions - programme 11	---	---	---	---	-0,1	---	---	---	---	---	0,1	---	---	---	---	---
05 04 01 08 4050 062 C1 Other regions - programme 12	---	---	---	---	-0,1	---	---	---	---	---	---	---	---	---	---	---
05 04 01 08 4050 063 C1 Other regions - programme 13	---	---	---	---	---	---	---	---	---	---	-0,0	---	---	---	---	---
05 04 01 08 4050 064 Other regions - programme 14	---	---	---	---	---	---	---	---	---	---	---	---	---	---	---	---
05 04 01 08 4050 065 Other regions - programme 15	---	---	---	---	---	---	---	---	---	---	---	---	---	---	---	---
05 04 01 08 4050 066 C1 Other regions - programme 16	---	---	---	---	-0,0	---	---	---	---	---	---	---	---	---	---	---
05 04 01 08 4050 067 C1 Other regions - programme 17	---	---	---	---	---	---	---	---	---	---	-0,0	---	---	---	---	---
05 04 01 08 4050 068 Other regions - programme 18	---	---	---	---	---	---	---	---	---	---	---	---	---	---	---	---
05 04 01 08 4050 069 C1 Other regions - programme 19	---	---	---	---	---	---	---	---	---	---	-0,1	---	---	---	---	---





En Millions d'euros

23/01/2008 14:57

FEAGA

II Dépenses

Part I - Page 107 / 152

Poste	BE	BG	CZ	DK	DE	EE	IE	GR	ES	FR	IT	CY	LV	LT	LU	HU
05 04 01 09 4060 003 Programme 3	---	---	---	---	---	---	---	---	1,6	0,0	---	---	---	---	---	---
05 04 01 09 4060 004 C1 Programme 4	---	---	---	---	---	---	---	---	0,0	---	---	---	---	---	---	---
05 04 01 09 4060 005 C1 Programme 5	---	---	---	---	---	---	---	---	0,4	---	---	---	---	---	---	---
05 04 01 09 4060 006 C1 Programme 6	---	---	---	---	---	---	---	---	0,3	---	---	---	---	---	---	---
05 04 01 09 4060 007 C1 Programme 7	---	---	---	---	---	---	---	---	0,2	---	---	---	---	---	---	---
05 04 01 09 4060 008 C1 Programme 8	---	---	---	---	0,7	---	---	---	0,5	---	-0,1	---	---	---	---	---
05 04 01 09 4060 008 NA Programme 8	---	---	---	---	---	---	---	---	---	---	---	---	---	---	---	---
05 04 01 09 4060 008 Programme 8	---	---	---	---	0,7	---	---	---	0,5	---	-0,1	---	---	---	---	---
05 04 01 09 4060 009 C1 Programme 9	---	---	---	---	---	---	---	---	0,3	0,0	---	---	---	---	---	---
05 04 01 09 4060 009 NA Programme 9	---	---	---	---	---	---	---	---	---	---	---	---	---	---	---	---
05 04 01 09 4060 009 Programme 9	---	---	---	---	---	---	---	---	0,3	0,0	---	---	---	---	---	---
05 04 01 09 4060 010 C1 Programme 10	---	---	---	---	---	---	---	---	---	---	-0,1	---	---	---	---	---
05 04 01 09 4060 011 C1 Programme 11	---	---	---	---	---	---	---	---	---	---	-0,5	---	---	---	---	---
05 04 01 09 4060 012 C1 Programme 12	---	---	---	---	-0,1	---	---	---	---	---	---	---	---	---	---	---
05 04 01 09 4060 013 C1 Programme 13	---	---	---	---	---	---	---	---	---	0,1	-0,1	---	---	---	---	---
05 04 01 09 4060 013 NA Programme 13	---	---	---	---	---	---	---	---	---	---	---	---	---	---	---	---
05 04 01 09 4060 013 Programme 13	---	---	---	---	---	---	---	---	---	0,1	-0,1	---	---	---	---	---
05 04 01 09 4060 014 C1 Programme 14	---	---	---	---	---	---	---	---	---	0,0	---	---	---	---	---	---
05 04 01 09 4060 014 NA Programme 14	---	---	---	---	---	---	---	---	---	---	---	---	---	---	---	---
05 04 01 09 4060 014 Programme 14	---	---	---	---	---	---	---	---	---	0,0	---	---	---	---	---	---
05 04 01 09 4060 015 C1 Programme 15	---	---	---	---	---	---	---	---	---	0,0	---	---	---	---	---	---
05 04 01 09 4060 015 NA Programme 15	---	---	---	---	---	---	---	---	---	---	---	---	---	---	---	---
05 04 01 09 4060 015 Programme 15	---	---	---	---	---	---	---	---	---	0,0	---	---	---	---	---	---
05 04 01 09 4060 016 C1 Programme 16	---	---	---	---	---	---	---	---	---	0,1	---	---	---	---	---	---
05 04 01 09 4060 016 NA Programme 16	---	---	---	---	---	---	---	---	---	---	---	---	---	---	---	---
05 04 01 09 4060 016 Programme 16	---	---	---	---	---	---	---	---	---	0,1	---	---	---	---	---	---
05 04 01 09 4060 017 C1 Programme 17	---	---	---	---	---	---	---	---	---	---	-0,0	---	---	---	---	---
05 04 01 09 4060 018 C1 Programme 18	---	---	---	---	---	---	---	---	---	0,1	-0,0	---	---	---	---	---
05 04 01 09 4060 018 NA Programme 18	---	---	---	---	---	---	---	---	---	---	---	---	---	---	---	---
05 04 01 09 4060 018 Programme 18	---	---	---	---	---	---	---	---	---	0,1	-0,0	---	---	---	---	---
05 04 01 09 4060 019 C1 Programme 19	---	---	---	---	---	---	---	---	---	---	-0,2	---	---	---	---	---



















En Millions d'euros

23/01/2008 14:57

FEAGA

II Dépenses

Part I - Page 116 / 152

Poste	BE	BG	CZ	DK	DE	EE	IE	GR	ES	FR	IT	CY	LV	LT	LU	HU
05 04 01 11 9971 054 C1 Forestry - new system (others) - other regions - programme 4 - recoveries advances	---	---	---	---	---	---	---	---	-0,0	---	---	---	---	---	---	---
05 04 01 11 9971 055 Forestry - new system (others) - other regions - programme 5 - recoveries advances	---	---	---	---	---	---	---	---	---	---	---	---	---	---	---	---
05 04 01 11 9971 056 Forestry - new system (others) - other regions - programme 6 - recoveries advances	---	---	---	---	---	---	---	---	---	---	---	---	---	---	---	---
05 04 01 11 9971 057 C1 Forestry - new system (others) - other regions - programme 7 - recoveries advances	---	---	---	---	---	---	---	---	-0,1	---	---	---	---	---	---	---
05 04 01 11 9971 058 C1 Forestry - new system (others) - other regions - programme 8 - recoveries advances	---	---	---	---	---	---	---	---	-0,3	---	---	---	---	---	---	---
05 04 01 11 9971 059 C1 Forestry - new system (others) - other regions - programme 9 - recoveries advances	---	---	---	---	---	---	---	---	-0,1	---	---	---	---	---	---	---
05 04 01 11 9971 060 Forestry - new system (others) - other regions - programme 10 - recoveries advances	---	---	---	---	---	---	---	---	---	---	---	---	---	---	---	---
05 04 01 11 9971 061 Forestry - new system (others) - other regions - programme 11 - recoveries advances	---	---	---	---	---	---	---	---	---	---	---	---	---	---	---	---
05 04 01 11 9971 062 C1 Forestry - new system (others) - other regions - programme 12 - recoveries advances	---	---	---	---	-0,2	---	---	---	---	---	---	---	---	---	---	---
05 04 01 11 9971 063 Forestry - new system (others) - other regions - programme 13 - recoveries advances	---	---	---	---	---	---	---	---	---	---	---	---	---	---	---	---
05 04 01 11 9971 064 Forestry - new system (others) - other regions - programme 14 - recoveries advances	---	---	---	---	---	---	---	---	---	---	---	---	---	---	---	---
05 04 01 11 9971 065 Forestry - new system (others) - other regions - programme 15 - recoveries advances	---	---	---	---	---	---	---	---	---	---	---	---	---	---	---	---
05 04 01 11 9971 066 Forestry - new system (others) - other regions - programme 16 - recoveries advances	---	---	---	---	---	---	---	---	---	---	---	---	---	---	---	---
05 04 01 11 9971 067 Forestry - new system (others) - other regions - programme 17 - recoveries advances	---	---	---	---	---	---	---	---	---	---	---	---	---	---	---	---
05 04 01 11 9971 068 Forestry - new system (others) - other regions - programme 18 - recoveries advances	---	---	---	---	---	---	---	---	---	---	---	---	---	---	---	---
05 04 01 11 9971 069 Forestry - new system (others) - other regions - programme 19 - recoveries advances	---	---	---	---	---	---	---	---	---	---	---	---	---	---	---	---
05 04 01 11 9971 070 Forestry - new system (others) - other regions - programme 20 - recoveries advances	---	---	---	---	---	---	---	---	---	---	---	---	---	---	---	---
05 04 01 11 9971 071 C1 Forestry - new system (others) - other regions - programme 21 - recoveries advances	---	---	---	---	---	---	---	---	---	---	-0,0	---	---	---	---	---
05 04 01 11 9971 072 Forestry - new system (others) - other regions - programme 22 - recoveries advances	---	---	---	---	---	---	---	---	---	---	---	---	---	---	---	---
05 04 01 11 C1 Forestry — New system (2000 to 2006)	-0,0	---	---	-0,5	-0,4	---	-0,0	-0,6	-1,2	-2,1	-0,3	---	---	---	---	---
05 04 01 11 NA Forestry — New system (2000 to 2006)	---	---	---	---	---	---	---	---	---	---	---	---	---	---	---	---
05 04 01 11 Forestry — New system (2000 to 2006)	-0,0	---	---	-0,5	-0,4	---	-0,0	-0,6	-1,2	-2,1	-0,3	---	---	---	---	---
05 04 01 12 4080 001 C1 Improvement of land - programme 1	---	---	---	---	---	---	---	---	---	0,5	---	---	---	---	---	---
05 04 01 12 4080 001 NA Improvement of land - programme 1	---	---	---	---	---	---	---	---	---	---	---	---	---	---	---	---
05 04 01 12 4080 001 Improvement of land - programme 1	---	---	---	---	---	---	---	---	---	0,5	---	---	---	---	---	---
05 04 01 12 4080 002 Improvement of land - programme 2	---	---	---	---	---	---	---	---	---	---	---	---	---	---	---	---
05 04 01 12 4080 003 Improvement of land - programme 3	---	---	---	---	---	---	---	---	---	---	---	---	---	---	---	---
05 04 01 12 4080 004 Improvement of land - programme 4	---	---	---	---	---	---	---	---	---	---	---	---	---	---	---	---
05 04 01 12 4080 005 Improvement of land - programme 5	---	---	---	---	---	---	---	---	---	---	---	---	---	---	---	---
05 04 01 12 4080 006 C1 Improvement of land - programme 6	---	---	---	---	---	---	---	---	---	0,1	---	---	---	---	---	---
05 04 01 12 4080 007 C1 Improvement of land - programme 7	---	---	---	---	---	---	---	---	0,1	-0,0	---	---	---	---	---	---







En Millions d'euros

23/01/2008 14:57

FEAGA

II Dépenses

Part I - Page 119 / 152

Poste		BE	BG	CZ	DK	DE	EE	IE	GR	ES	FR	IT	CY	LV	LT	LU	HU
05 04 01 12 4080 120	Substitution service & farm management service - aid - programme 20	---	---	---	---	---	---	---	---	---	---	---	---	---	---	---	---
05 04 01 12 4080 121	Substitution service & farm management service - aid - programme 21	---	---	---	---	---	---	---	---	---	---	---	---	---	---	---	---
05 04 01 12 4080 122	Substitution service & farm management service - aid - programme 22	---	---	---	---	---	---	---	---	---	---	---	---	---	---	---	---
05 04 01 12 4080 151	C1 Marketing - quality agricultural products - programme 1	---	---	---	0,0	---	---	---	---	---	0,1	---	---	---	---	---	---
05 04 01 12 4080 151	NA Marketing - quality agricultural products - programme 1	---	---	---	---	---	---	---	---	---	---	---	---	---	---	---	---
05 04 01 12 4080 151	Marketing - quality agricultural products - programme 1	---	---	---	0,0	---	---	---	---	---	0,1	---	---	---	---	---	---
05 04 01 12 4080 152	Marketing - quality agricultural products - programme 2	---	---	---	---	---	---	---	---	---	---	---	---	---	---	---	---
05 04 01 12 4080 153	C1 Marketing - quality agricultural products - programme 3	-0,0	---	---	---	---	---	---	---	0,0	0,2	---	---	---	---	---	---
05 04 01 12 4080 154	C1 Marketing - quality agricultural products - programme 4	---	---	---	---	---	---	---	---	---	0,0	---	---	---	---	---	---
05 04 01 12 4080 154	NA Marketing - quality agricultural products - programme 4	---	---	---	---	---	---	---	---	---	---	---	---	---	---	---	---
05 04 01 12 4080 154	Marketing - quality agricultural products - programme 4	---	---	---	---	---	---	---	---	---	0,0	---	---	---	---	---	---
05 04 01 12 4080 155	C1 Marketing - quality agricultural products - programme 5	---	---	---	---	---	---	---	---	---	0,0	---	---	---	---	---	---
05 04 01 12 4080 156	C1 Marketing - quality agricultural products - programme 6	---	---	---	---	---	---	---	---	---	0,1	---	---	---	---	---	---
05 04 01 12 4080 157	C1 Marketing - quality agricultural products - programme 7	---	---	---	---	---	---	---	---	---	-0,0	---	---	---	---	---	---
05 04 01 12 4080 158	Marketing - quality agricultural products - programme 8	---	---	---	---	---	---	---	---	---	---	---	---	---	---	---	---
05 04 01 12 4080 159	C1 Marketing - quality agricultural products - programme 9	---	---	---	---	---	---	---	---	---	-0,0	---	---	---	---	---	---
05 04 01 12 4080 160	C1 Marketing - quality agricultural products - programme 10	---	---	---	---	---	---	---	---	---	0,1	---	---	---	---	---	---
05 04 01 12 4080 160	NA Marketing - quality agricultural products - programme 10	---	---	---	---	---	---	---	---	---	---	---	---	---	---	---	---
05 04 01 12 4080 160	Marketing - quality agricultural products - programme 10	---	---	---	---	---	---	---	---	---	0,1	---	---	---	---	---	---
05 04 01 12 4080 161	Marketing - quality agricultural products - programme 11	---	---	---	---	---	---	---	---	---	---	---	---	---	---	---	---
05 04 01 12 4080 162	Marketing - quality agricultural products - programme 12	---	---	---	---	---	---	---	---	---	---	---	---	---	---	---	---
05 04 01 12 4080 163	Marketing - quality agricultural products - programme 13	---	---	---	---	---	---	---	---	---	---	---	---	---	---	---	---
05 04 01 12 4080 164	Marketing - quality agricultural products - programme 14	---	---	---	---	---	---	---	---	---	---	---	---	---	---	---	---
05 04 01 12 4080 165	Marketing - quality agricultural products - programme 15	---	---	---	---	---	---	---	---	---	---	---	---	---	---	---	---
05 04 01 12 4080 166	C1 Marketing - quality agricultural products - programme 16	---	---	---	---	---	---	---	---	---	0,3	---	---	---	---	---	---
05 04 01 12 4080 166	NA Marketing - quality agricultural products - programme 16	---	---	---	---	---	---	---	---	---	---	---	---	---	---	---	---
05 04 01 12 4080 166	Marketing - quality agricultural products - programme 16	---	---	---	---	---	---	---	---	---	0,3	---	---	---	---	---	---
05 04 01 12 4080 167	Marketing - quality agricultural products - programme 17	---	---	---	---	---	---	---	---	---	---	---	---	---	---	---	---
05 04 01 12 4080 168	C1 Marketing - quality agricultural products - programme 18	---	---	---	---	---	---	---	---	---	0,0	---	---	---	---	---	---
05 04 01 12 4080 168	NA Marketing - quality agricultural products - programme 18	---	---	---	---	---	---	---	---	---	---	---	---	---	---	---	---
05 04 01 12 4080 168	Marketing - quality agricultural products - programme 18	---	---	---	---	---	---	---	---	---	0,0	---	---	---	---	---	---

En Millions d'euros

23/01/2008 14:57

FEAGA

II Dépenses

Part I - Page 120 / 152

Poste	BE	BG	CZ	DK	DE	EE	IE	GR	ES	FR	IT	CY	LV	LT	LU	HU
05 04 01 12 4080 169 C1 Marketing - quality agricultural products - programme 19	---	---	---	---	---	---	---	---	---	0,0	---	---	---	---	---	---
05 04 01 12 4080 170 Marketing - quality agricultural products - programme 20	---	---	---	---	---	---	---	---	---	---	---	---	---	---	---	---
05 04 01 12 4080 171 C1 Marketing - quality agricultural products - programme 21	---	---	---	---	---	---	---	---	---	0,0	---	---	---	---	---	---
05 04 01 12 4080 172 C1 Marketing - quality agricultural products - programme 22	---	---	---	---	---	---	---	---	---	0,1	---	---	---	---	---	---
05 04 01 12 4080 201 C1 Diversification - agricultural activities - programme 1	---	---	---	0,0	-0,0	---	---	---	---	0,2	---	---	---	---	---	---
05 04 01 12 4080 201 NA Diversification - agricultural activities - programme 1	---	---	---	---	---	---	---	---	---	---	---	---	---	---	---	---
05 04 01 12 4080 201 Diversification - agricultural activities - programme 1	---	---	---	0,0	-0,0	---	---	---	---	0,2	---	---	---	---	---	---
05 04 01 12 4080 202 C1 Diversification - agricultural activities - programme 2	---	---	---	---	---	---	---	---	---	---	---	---	---	---	---	---
05 04 01 12 4080 203 C1 Diversification - agricultural activities - programme 3	---	---	---	---	---	---	---	---	-0,0	0,1	---	---	---	---	---	---
05 04 01 12 4080 203 NA Diversification - agricultural activities - programme 3	---	---	---	---	---	---	---	---	---	---	---	---	---	---	---	---
05 04 01 12 4080 203 Diversification - agricultural activities - programme 3	---	---	---	---	---	---	---	---	-0,0	0,1	---	---	---	---	---	---
05 04 01 12 4080 204 C1 Diversification - agricultural activities - programme 4	---	---	---	---	---	---	---	---	0,1	---	---	---	---	---	---	---
05 04 01 12 4080 205 C1 Diversification - agricultural activities - programme 5	---	---	---	---	---	---	---	---	-0,0	-0,0	---	---	---	---	---	---
05 04 01 12 4080 206 C1 Diversification - agricultural activities - programme 6	---	---	---	---	---	---	---	---	---	0,1	-0,0	---	---	---	---	---
05 04 01 12 4080 207 C1 Diversification - agricultural activities - programme 7	---	---	---	---	---	---	---	---	0,0	0,2	---	---	---	---	---	---
05 04 01 12 4080 208 Diversification - agricultural activities - programme 8	---	---	---	---	---	---	---	---	---	---	---	---	---	---	---	---
05 04 01 12 4080 209 C1 Diversification - agricultural activities - programme 9	---	---	---	---	---	---	---	---	---	---	-0,0	---	---	---	---	---
05 04 01 12 4080 210 C1 Diversification - agricultural activities - programme 10	---	---	---	---	---	---	---	---	---	0,2	-0,0	---	---	---	---	---
05 04 01 12 4080 210 NA Diversification - agricultural activities - programme 10	---	---	---	---	---	---	---	---	---	---	---	---	---	---	---	---
05 04 01 12 4080 210 Diversification - agricultural activities - programme 10	---	---	---	---	---	---	---	---	---	0,2	-0,0	---	---	---	---	---
05 04 01 12 4080 211 Diversification - agricultural activities - programme 11	---	---	---	---	---	---	---	---	---	---	---	---	---	---	---	---
05 04 01 12 4080 212 Diversification - agricultural activities - programme 12	---	---	---	---	---	---	---	---	---	---	---	---	---	---	---	---
05 04 01 12 4080 213 Diversification - agricultural activities - programme 13	---	---	---	---	---	---	---	---	---	---	---	---	---	---	---	---
05 04 01 12 4080 214 C1 Diversification - agricultural activities - programme 14	---	---	---	---	---	---	---	---	---	0,0	---	---	---	---	---	---
05 04 01 12 4080 215 Diversification - agricultural activities - programme 15	---	---	---	---	---	---	---	---	---	---	---	---	---	---	---	---
05 04 01 12 4080 216 C1 Diversification - agricultural activities - programme 16	---	---	---	---	---	---	---	---	---	0,1	---	---	---	---	---	---
05 04 01 12 4080 216 NA Diversification - agricultural activities - programme 16	---	---	---	---	---	---	---	---	---	---	---	---	---	---	---	---
05 04 01 12 4080 216 Diversification - agricultural activities - programme 16	---	---	---	---	---	---	---	---	---	0,1	---	---	---	---	---	---
05 04 01 12 4080 217 C1 Diversification - agricultural activities - programme 17	---	---	---	---	---	---	---	---	---	---	-0,0	---	---	---	---	---
05 04 01 12 4080 218 C1 Diversification - agricultural activities - programme 18	---	---	---	---	---	---	---	---	---	0,0	---	---	---	---	---	---
05 04 01 12 4080 219 C1 Diversification - agricultural activities - programme 19	---	---	---	---	---	---	---	---	---	0,0	-0,0	---	---	---	---	---



En Millions d'euros

23/01/2008 14:57

FEAGA

II Dépenses

Part I - Page 122 / 152

Poste		BE	BG	CZ	DK	DE	EE	IE	GR	ES	FR	IT	CY	LV	LT	LU	HU
05 04 01 12 4080 271	Management of water resources intended for agriculture - programme 21	---	---	---	---	---	---	---	---	---	---	---	---	---	---	---	---
05 04 01 12 4080 272	Management of water resources intended for agriculture - programme 22	---	---	---	---	---	---	---	---	---	---	---	---	---	---	---	---
05 04 01 12 4080 301	C1 Development & improvement - infrastructure connected with development of agriculture - programme 1	---	---	---	---	---	---	---	---	---	---	---	---	---	---	---	---
05 04 01 12 4080 302	Development & improvement - infrastructure connected with development of agriculture - programme 2	---	---	---	---	---	---	---	---	---	---	---	---	---	---	---	---
05 04 01 12 4080 303	C1 Development & improvement - infrastructure connected with development of agriculture - programme 3	---	---	---	---	---	---	---	---	0,0	0,0	---	---	---	---	---	---
05 04 01 12 4080 303	NA Development & improvement - infrastructure connected with development of agriculture - programme 3	---	---	---	---	---	---	---	---	---	---	---	---	---	---	---	---
05 04 01 12 4080 303	Development & improvement - infrastructure connected with development of agriculture - programme 3	---	---	---	---	---	---	---	---	0,0	0,0	---	---	---	---	---	---
05 04 01 12 4080 304	C1 Development & improvement - infrastructure connected with development of agriculture - programme 4	---	---	---	---	---	---	---	---	---	0,0	---	---	---	---	---	---
05 04 01 12 4080 305	C1 Development & improvement - infrastructure connected with development of agriculture - programme 5	---	---	---	---	---	---	---	---	1,3	---	---	---	---	---	---	---
05 04 01 12 4080 305	NA Development & improvement - infrastructure connected with development of agriculture - programme 5	---	---	---	---	---	---	---	---	---	---	---	---	---	---	---	---
05 04 01 12 4080 305	Development & improvement - infrastructure connected with development of agriculture - programme 5	---	---	---	---	---	---	---	---	1,3	---	---	---	---	---	---	---
05 04 01 12 4080 306	C1 Development & improvement - infrastructure connected with development of agriculture - programme 6	---	---	---	---	-0,0	---	---	---	0,1	0,1	---	---	---	---	---	---
05 04 01 12 4080 307	C1 Development & improvement - infrastructure connected with development of agriculture - programme 7	---	---	---	---	---	---	---	---	0,6	---	---	---	---	---	---	---
05 04 01 12 4080 307	NA Development & improvement - infrastructure connected with development of agriculture - programme 7	---	---	---	---	---	---	---	---	0,6	---	---	---	---	---	---	---
05 04 01 12 4080 307	Development & improvement - infrastructure connected with development of agriculture - programme 7	---	---	---	---	---	---	---	---	0,6	---	---	---	---	---	---	---
05 04 01 12 4080 308	C1 Development & improvement - infrastructure connected with development of agriculture - programme 8	---	---	---	---	---	---	---	---	---	0,1	-0,0	---	---	---	---	---
05 04 01 12 4080 309	C1 Development & improvement - infrastructure connected with development of agriculture - programme 9	---	---	---	---	---	---	---	---	---	---	-0,0	---	---	---	---	---
05 04 01 12 4080 310	Development & improvement - infrastructure connected with development of agriculture - programme 10	---	---	---	---	---	---	---	---	---	---	---	---	---	---	---	---
05 04 01 12 4080 311	Development & improvement - infrastructure connected with development of agriculture - programme 11	---	---	---	---	---	---	---	---	---	---	---	---	---	---	---	---
05 04 01 12 4080 312	Development & improvement - infrastructure connected with development of agriculture - programme 12	---	---	---	---	---	---	---	---	---	---	---	---	---	---	---	---
05 04 01 12 4080 313	C1 Development & improvement - infrastructure connected with development of agriculture - programme 13	---	---	---	---	---	---	---	---	---	0,6	-0,0	---	---	---	---	---
05 04 01 12 4080 313	NA Development & improvement - infrastructure connected with development of agriculture - programme 13	---	---	---	---	---	---	---	---	---	---	---	---	---	---	---	---
05 04 01 12 4080 313	Development & improvement - infrastructure connected with development of agriculture - programme 13	---	---	---	---	---	---	---	---	---	0,6	-0,0	---	---	---	---	---
05 04 01 12 4080 314	Development & improvement - infrastructure connected with development of agriculture - programme 14	---	---	---	---	---	---	---	---	---	---	---	---	---	---	---	---
05 04 01 12 4080 315	C1 Development & improvement - infrastructure connected with development of agriculture - programme 15	---	---	---	---	---	---	---	---	---	0,0	---	---	---	---	---	---
05 04 01 12 4080 316	Development & improvement - infrastructure connected with development of agriculture - programme 16	---	---	---	---	---	---	---	---	---	---	---	---	---	---	---	---
05 04 01 12 4080 317	Development & improvement - infrastructure connected with development of agriculture - programme 17	---	---	---	---	---	---	---	---	---	---	---	---	---	---	---	---
05 04 01 12 4080 318	C1 Development & improvement - infrastructure connected with development of agriculture - programme 18	---	---	---	---	---	---	---	---	---	0,1	---	---	---	---	---	---
05 04 01 12 4080 318	NA Development & improvement - infrastructure connected with development of agriculture - programme 18	---	---	---	---	---	---	---	---	---	---	---	---	---	---	---	---
05 04 01 12 4080 318	Development & improvement - infrastructure connected with development of agriculture - programme 18	---	---	---	---	---	---	---	---	---	0,1	---	---	---	---	---	---
05 04 01 12 4080 319	C1 Development & improvement - infrastructure connected with development of agriculture - programme 19	---	---	---	---	---	---	---	---	---	0,5	-0,0	---	---	---	---	---

En Millions d'euros

23/01/2008 14:57

FEAGA

II Dépenses

Part I - Page 123 / 152

Poste		BE	BG	CZ	DK	DE	EE	IE	GR	ES	FR	IT	CY	LV	LT	LU	HU
05 04 01 12 4080 320	Development & improvement - infrastructure connected with development of agriculture - programme 20	---	---	---	---	---	---	---	---	---	---	---	---	---	---	---	---
05 04 01 12 4080 321	C1 Development & improvement - infrastructure connected with development of agriculture - programme 21	---	---	---	---	---	---	---	---	---	0,0	---	---	---	---	---	---
05 04 01 12 4080 322	Development & improvement - infrastructure connected with development of agriculture - programme 22	---	---	---	---	---	---	---	---	---	---	---	---	---	---	---	---
05 04 01 12 4080 351	Financial engineering - programme 1	---	---	---	---	---	---	---	---	---	---	---	---	---	---	---	---
05 04 01 12 4080 352	Financial engineering - programme 2	---	---	---	---	---	---	---	---	---	---	---	---	---	---	---	---
05 04 01 12 4080 353	Financial engineering - programme 3	---	---	---	---	---	---	---	---	---	---	---	---	---	---	---	---
05 04 01 12 4080 354	Financial engineering - programme 4	---	---	---	---	---	---	---	---	---	---	---	---	---	---	---	---
05 04 01 12 4080 355	Financial engineering - programme 5	---	---	---	---	---	---	---	---	---	---	---	---	---	---	---	---
05 04 01 12 4080 356	Financial engineering - programme 6	---	---	---	---	---	---	---	---	---	---	---	---	---	---	---	---
05 04 01 12 4080 357	Financial engineering - programme 7	---	---	---	---	---	---	---	---	---	---	---	---	---	---	---	---
05 04 01 12 4080 358	Financial engineering - programme 8	---	---	---	---	---	---	---	---	---	---	---	---	---	---	---	---
05 04 01 12 4080 359	Financial engineering - programme 9	---	---	---	---	---	---	---	---	---	---	---	---	---	---	---	---
05 04 01 12 4080 360	Financial engineering - programme 10	---	---	---	---	---	---	---	---	---	---	---	---	---	---	---	---
05 04 01 12 4080 361	Financial engineering - programme 11	---	---	---	---	---	---	---	---	---	---	---	---	---	---	---	---
05 04 01 12 4080 362	Financial engineering - programme 12	---	---	---	---	---	---	---	---	---	---	---	---	---	---	---	---
05 04 01 12 4080 363	Financial engineering - programme 13	---	---	---	---	---	---	---	---	---	---	---	---	---	---	---	---
05 04 01 12 4080 364	Financial engineering - programme 14	---	---	---	---	---	---	---	---	---	---	---	---	---	---	---	---
05 04 01 12 4080 365	Financial engineering - programme 15	---	---	---	---	---	---	---	---	---	---	---	---	---	---	---	---
05 04 01 12 4080 366	Financial engineering - programme 16	---	---	---	---	---	---	---	---	---	---	---	---	---	---	---	---
05 04 01 12 4080 367	Financial engineering - programme 17	---	---	---	---	---	---	---	---	---	---	---	---	---	---	---	---
05 04 01 12 4080 368	Financial engineering - programme 18	---	---	---	---	---	---	---	---	---	---	---	---	---	---	---	---
05 04 01 12 4080 369	Financial engineering - programme 19	---	---	---	---	---	---	---	---	---	---	---	---	---	---	---	---
05 04 01 12 4080 370	Financial engineering - programme 20	---	---	---	---	---	---	---	---	---	---	---	---	---	---	---	---
05 04 01 12 4080 371	Financial engineering - programme 21	---	---	---	---	---	---	---	---	---	---	---	---	---	---	---	---
05 04 01 12 4080 372	Financial engineering - programme 22	---	---	---	---	---	---	---	---	---	---	---	---	---	---	---	---
05 04 01 12 4081 001	C1 Essential services - economy and rural population - programme 1	---	---	---	0,2	---	---	---	---	---	0,2	---	---	---	---	---	---
05 04 01 12 4081 001	NA Essential services - economy and rural population - programme 1	---	---	---	---	---	---	---	---	---	---	---	---	---	---	---	---
05 04 01 12 4081 001	Essential services - economy and rural population - programme 1	---	---	---	0,2	---	---	---	---	---	0,2	---	---	---	---	---	---
05 04 01 12 4081 002	Essential services - economy and rural population - programme 2	---	---	---	---	---	---	---	---	---	---	---	---	---	---	---	---
05 04 01 12 4081 003	C1 Essential services - economy and rural population - programme 3	---	---	---	---	---	---	---	---	---	0,0	---	---	---	---	---	---
05 04 01 12 4081 004	C1 Essential services - economy and rural population - programme 4	---	---	---	---	---	---	---	---	---	0,0	---	---	---	---	---	---

En Millions d'euros

23/01/2008 14:57

FEAGA

II Dépenses

Part I - Page 124 / 152

Poste	BE	BG	CZ	DK	DE	EE	IE	GR	ES	FR	IT	CY	LV	LT	LU	HU
05 04 01 12 4081 005 C1 Essential services - economy and rural population - programme 5	---	---	---	---	---	---	---	---	0,2	0,2	---	---	---	---	---	---
05 04 01 12 4081 005 NA Essential services - economy and rural population - programme 5	---	---	---	---	---	---	---	---	---	---	---	---	---	---	---	---
05 04 01 12 4081 005 Essential services - economy and rural population - programme 5	---	---	---	---	---	---	---	---	0,2	0,2	---	---	---	---	---	---
05 04 01 12 4081 006 C1 Essential services - economy and rural population - programme 6	---	---	---	---	---	---	---	---	---	0,0	---	---	---	---	---	---
05 04 01 12 4081 007 C1 Essential services - economy and rural population - programme 7	---	---	---	---	---	---	---	---	0,0	0,2	---	---	---	---	---	---
05 04 01 12 4081 007 NA Essential services - economy and rural population - programme 7	---	---	---	---	---	---	---	---	---	---	---	---	---	---	---	---
05 04 01 12 4081 007 Essential services - economy and rural population - programme 7	---	---	---	---	---	---	---	---	0,0	0,2	---	---	---	---	---	---
05 04 01 12 4081 008 C1 Essential services - economy and rural population - programme 8	---	---	---	---	---	---	---	---	---	0,0	---	---	---	---	---	---
05 04 01 12 4081 008 NA Essential services - economy and rural population - programme 8	---	---	---	---	---	---	---	---	---	---	---	---	---	---	---	---
05 04 01 12 4081 008 Essential services - economy and rural population - programme 8	---	---	---	---	---	---	---	---	---	0,0	---	---	---	---	---	---
05 04 01 12 4081 009 C1 Essential services - economy and rural population - programme 9	---	---	---	---	---	---	---	---	0,3	0,0	---	---	---	---	---	---
05 04 01 12 4081 010 C1 Essential services - economy and rural population - programme 10	---	---	---	---	---	---	---	---	---	0,3	-0,0	---	---	---	---	---
05 04 01 12 4081 011 Essential services - economy and rural population - programme 11	---	---	---	---	---	---	---	---	---	---	---	---	---	---	---	---
05 04 01 12 4081 012 Essential services - economy and rural population - programme 12	---	---	---	---	---	---	---	---	---	---	---	---	---	---	---	---
05 04 01 12 4081 013 C1 Essential services - economy and rural population - programme 13	---	---	---	---	---	---	---	---	---	-0,0	---	---	---	---	---	---
05 04 01 12 4081 014 C1 Essential services - economy and rural population - programme 14	---	---	---	---	---	---	---	---	---	0,5	---	---	---	---	---	---
05 04 01 12 4081 015 C1 Essential services - economy and rural population - programme 15	---	---	---	---	---	---	---	---	---	0,0	---	---	---	---	---	---
05 04 01 12 4081 016 C1 Essential services - economy and rural population - programme 16	---	---	---	---	-0,0	---	---	---	---	0,5	---	---	---	---	---	---
05 04 01 12 4081 016 NA Essential services - economy and rural population - programme 16	---	---	---	---	-0,0	---	---	---	---	0,5	---	---	---	---	---	---
05 04 01 12 4081 016 Essential services - economy and rural population - programme 16	---	---	---	---	-0,0	---	---	---	---	0,5	---	---	---	---	---	---
05 04 01 12 4081 017 Essential services - economy and rural population - programme 17	---	---	---	---	---	---	---	---	---	---	---	---	---	---	---	---
05 04 01 12 4081 018 C1 Essential services - economy and rural population - programme 18	---	---	---	---	---	---	---	---	---	0,1	---	---	---	---	---	---
05 04 01 12 4081 019 C1 Essential services - economy and rural population - programme 19	---	---	---	---	---	---	---	---	---	-0,0	---	---	---	---	---	---
05 04 01 12 4081 020 Essential services - economy and rural population - programme 20	---	---	---	---	---	---	---	---	---	---	---	---	---	---	---	---
05 04 01 12 4081 021 Essential services - economy and rural population - programme 21	---	---	---	---	---	---	---	---	---	---	---	---	---	---	---	---
05 04 01 12 4081 022 C1 Essential services - economy and rural population - programme 22	---	---	---	---	---	---	---	---	---	0,3	---	---	---	---	---	---
05 04 01 12 4081 022 NA Essential services - economy and rural population - programme 22	---	---	---	---	---	---	---	---	---	---	---	---	---	---	---	---
05 04 01 12 4081 022 Essential services - economy and rural population - programme 22	---	---	---	---	---	---	---	---	---	0,3	---	---	---	---	---	---
05 04 01 12 4081 051 C1 Renovation & development of villages - protection and conservation of rural heritage - programme 1	---	---	---	0,2	---	---	---	---	---	0,3	---	---	---	---	---	---
05 04 01 12 4081 051 NA Renovation & development of villages - protection and conservation of rural heritage - programme 1	---	---	---	---	---	---	---	---	---	---	---	---	---	---	---	---
05 04 01 12 4081 051 Renovation & development of villages - protection and conservation of rural heritage - programme 1	---	---	---	0,2	---	---	---	---	---	0,3	---	---	---	---	---	---

En Millions d'euros

23/01/2008 14:57

FEAGA

II Dépenses

Part I - Page 125 / 152

Poste	BE	BG	CZ	DK	DE	EE	IE	GR	ES	FR	IT	CY	LV	LT	LU	HU
05 04 01 12 4081 052 C1 Renovation & development of villages - protection and conservation of rural heritage - programme 2	---	---	---	---	-0,0	---	---	---	---	---	---	---	---	---	---	---
05 04 01 12 4081 053 C1 Renovation & development of villages - protection and conservation of rural heritage - programme 3	---	---	---	---	---	---	---	---	0,0	-0,0	---	---	---	---	---	---
05 04 01 12 4081 054 C1 Renovation & development of villages - protection and conservation of rural heritage - programme 4	---	---	---	---	---	---	---	---	---	0,0	---	---	---	---	---	---
05 04 01 12 4081 055 C1 Renovation & development of villages - protection and conservation of rural heritage - programme 5	---	---	---	---	---	---	---	---	0,1	0,0	---	---	---	---	---	---
05 04 01 12 4081 055 NA Renovation & development of villages - protection and conservation of rural heritage - programme 5	---	---	---	---	---	---	---	---	---	---	---	---	---	---	---	---
05 04 01 12 4081 055 Renovation & development of villages - protection and conservation of rural heritage - programme 5	---	---	---	---	---	---	---	---	0,1	0,0	---	---	---	---	---	---
05 04 01 12 4081 056 C1 Renovation & development of villages - protection and conservation of rural heritage - programme 6	---	---	---	---	---	---	---	---	0,0	0,0	---	---	---	---	---	---
05 04 01 12 4081 057 C1 Renovation & development of villages - protection and conservation of rural heritage - programme 7	---	---	---	---	---	---	---	---	0,0	-0,0	---	---	---	---	---	---
05 04 01 12 4081 057 NA Renovation & development of villages - protection and conservation of rural heritage - programme 7	---	---	---	---	---	---	---	---	---	---	---	---	---	---	---	---
05 04 01 12 4081 057 Renovation & development of villages - protection and conservation of rural heritage - programme 7	---	---	---	---	---	---	---	---	0,0	-0,0	---	---	---	---	---	---
05 04 01 12 4081 058 Renovation & development of villages - protection and conservation of rural heritage - programme 8	---	---	---	---	---	---	---	---	---	---	---	---	---	---	---	---
05 04 01 12 4081 059 C1 Renovation & development of villages - protection and conservation of rural heritage - programme 9	---	---	---	---	---	---	---	---	0,1	---	---	---	---	---	---	---
05 04 01 12 4081 060 C1 Renovation & development of villages - protection and conservation of rural heritage - programme 10	---	---	---	---	-0,0	---	---	---	---	---	---	---	---	---	---	---
05 04 01 12 4081 061 C1 Renovation & development of villages - protection and conservation of rural heritage - programme 11	---	---	---	---	-0,0	---	---	---	---	---	---	---	---	---	---	---
05 04 01 12 4081 062 C1 Renovation & development of villages - protection and conservation of rural heritage - programme 12	---	---	---	---	-0,1	---	---	---	---	---	---	---	---	---	---	---
05 04 01 12 4081 063 C1 Renovation & development of villages - protection and conservation of rural heritage - programme 13	---	---	---	---	---	---	---	---	---	0,0	---	---	---	---	---	---
05 04 01 12 4081 064 Renovation & development of villages - protection and conservation of rural heritage - programme 14	---	---	---	---	---	---	---	---	---	---	---	---	---	---	---	---
05 04 01 12 4081 065 C1 Renovation & development of villages - protection and conservation of rural heritage - programme 15	---	---	---	---	---	---	---	---	---	0,0	---	---	---	---	---	---
05 04 01 12 4081 066 Renovation & development of villages - protection and conservation of rural heritage - programme 16	---	---	---	---	---	---	---	---	---	---	---	---	---	---	---	---
05 04 01 12 4081 067 Renovation & development of villages - protection and conservation of rural heritage - programme 17	---	---	---	---	---	---	---	---	---	---	---	---	---	---	---	---
05 04 01 12 4081 068 Renovation & development of villages - protection and conservation of rural heritage - programme 18	---	---	---	---	---	---	---	---	---	---	---	---	---	---	---	---
05 04 01 12 4081 069 C1 Renovation & development of villages - protection and conservation of rural heritage - programme 19	---	---	---	---	---	---	---	---	---	-0,0	-0,0	---	---	---	---	---
05 04 01 12 4081 070 C1 Renovation & development of villages - protection and conservation of rural heritage - programme 20	---	---	---	---	---	---	---	---	---	0,0	---	---	---	---	---	---
05 04 01 12 4081 071 C1 Renovation & development of villages - protection and conservation of rural heritage - programme 21	---	---	---	---	---	---	---	---	---	0,0	---	---	---	---	---	---
05 04 01 12 4081 072 C1 Renovation & development of villages - protection and conservation of rural heritage - programme 22	---	---	---	---	---	---	---	---	---	0,2	---	---	---	---	---	---
05 04 01 12 4081 072 NA Renovation & development of villages - protection and conservation of rural heritage - programme 22	---	---	---	---	---	---	---	---	---	---	---	---	---	---	---	---
05 04 01 12 4081 072 Renovation & development of villages - protection and conservation of rural heritage - programme 22	---	---	---	---	---	---	---	---	---	0,2	---	---	---	---	---	---
05 04 01 12 4081 101 C1 Encouragement of tourist and craft-based activities - programme 1	---	---	---	0,1	---	---	---	---	---	---	---	---	---	---	---	---
05 04 01 12 4081 102 C1 Encouragement of tourist and craft-based activities - programme 2	---	---	---	---	---	---	---	---	---	---	---	---	---	---	---	---
05 04 01 12 4081 103 C1 Encouragement of tourist and craft-based activities - programme 3	---	---	---	---	---	---	---	---	---	0,0	---	---	---	---	---	---
05 04 01 12 4081 104 C1 Encouragement of tourist and craft-based activities - programme 4	---	---	---	---	---	---	---	---	---	0,0	---	---	---	---	---	---



En Millions d'euros

23/01/2008 14:57

FEAGA

II Dépenses

Part I - Page 126 / 152

Poste		BE	BG	CZ	DK	DE	EE	IE	GR	ES	FR	IT	CY	LV	LT	LU	HU
05 04 01 12 4081 105	Encouragement of tourist and craft-based activities - programme 5	---	---	---	---	---	---	---	---	---	---	---	---	---	---	---	---
05 04 01 12 4081 106	Encouragement of tourist and craft-based activities - programme 6	---	---	---	---	---	---	---	---	---	---	---	---	---	---	---	---
05 04 01 12 4081 107	C1 Encouragement of tourist and craft-based activities - programme 7	---	---	---	---	---	---	---	---	0,0	-0,0	-0,0	---	---	---	---	---
05 04 01 12 4081 107	NA Encouragement of tourist and craft-based activities - programme 7	---	---	---	---	---	---	---	---	---	---	---	---	---	---	---	---
05 04 01 12 4081 107	Encouragement of tourist and craft-based activities - programme 7	---	---	---	---	---	---	---	---	0,0	-0,0	-0,0	---	---	---	---	---
05 04 01 12 4081 108	C1 Encouragement of tourist and craft-based activities - programme 8	---	---	---	---	---	---	---	---	---	-0,0	---	---	---	---	---	---
05 04 01 12 4081 109	C1 Encouragement of tourist and craft-based activities - programme 9	---	---	---	---	---	---	---	---	---	---	---	---	---	---	---	---
05 04 01 12 4081 109	NA Encouragement of tourist and craft-based activities - programme 9	---	---	---	---	---	---	---	---	---	---	---	---	---	---	---	---
05 04 01 12 4081 109	Encouragement of tourist and craft-based activities - programme 9	---	---	---	---	---	---	---	---	---	---	---	---	---	---	---	---
05 04 01 12 4081 110	C1 Encouragement of tourist and craft-based activities - programme 10	---	---	---	---	-0,2	---	---	---	---	0,0	---	---	---	---	---	---
05 04 01 12 4081 111	Encouragement of tourist and craft-based activities - programme 11	---	---	---	---	---	---	---	---	---	---	---	---	---	---	---	---
05 04 01 12 4081 112	Encouragement of tourist and craft-based activities - programme 12	---	---	---	---	---	---	---	---	---	---	---	---	---	---	---	---
05 04 01 12 4081 113	C1 Encouragement of tourist and craft-based activities - programme 13	---	---	---	---	---	---	---	---	---	0,0	---	---	---	---	---	---
05 04 01 12 4081 114	C1 Encouragement of tourist and craft-based activities - programme 14	---	---	---	---	---	---	---	---	---	0,0	---	---	---	---	---	---
05 04 01 12 4081 115	Encouragement of tourist and craft-based activities - programme 15	---	---	---	---	---	---	---	---	---	---	---	---	---	---	---	---
05 04 01 12 4081 116	C1 Encouragement of tourist and craft-based activities - programme 16	---	---	---	---	---	---	---	---	---	0,2	---	---	---	---	---	---
05 04 01 12 4081 116	NA Encouragement of tourist and craft-based activities - programme 16	---	---	---	---	---	---	---	---	---	---	---	---	---	---	---	---
05 04 01 12 4081 116	Encouragement of tourist and craft-based activities - programme 16	---	---	---	---	---	---	---	---	---	0,2	---	---	---	---	---	---
05 04 01 12 4081 117	C1 Encouragement of tourist and craft-based activities - programme 17	---	---	---	---	---	---	---	---	---	---	-0,0	---	---	---	---	---
05 04 01 12 4081 118	Encouragement of tourist and craft-based activities - programme 18	---	---	---	---	---	---	---	---	---	---	---	---	---	---	---	---
05 04 01 12 4081 119	C1 Encouragement of tourist and craft-based activities - programme 19	---	---	---	---	---	---	---	---	---	0,0	---	---	---	---	---	---
05 04 01 12 4081 120	Encouragement of tourist and craft-based activities - programme 20	---	---	---	---	---	---	---	---	---	---	---	---	---	---	---	---
05 04 01 12 4081 121	C1 Encouragement of tourist and craft-based activities - programme 21	---	---	---	---	---	---	---	---	---	-0,0	---	---	---	---	---	---
05 04 01 12 4081 122	Encouragement of tourist and craft-based activities - programme 22	---	---	---	---	---	---	---	---	---	---	---	---	---	---	---	---
05 04 01 12 4081 151	C1 Environmental protection & improvement of animal welfare - programme 1	---	---	---	0,1	---	---	---	---	---	1,2	---	---	---	---	---	---
05 04 01 12 4081 151	NA Environmental protection & improvement of animal welfare - programme 1	---	---	---	---	---	---	---	---	---	---	---	---	---	---	---	---
05 04 01 12 4081 151	Environmental protection & improvement of animal welfare - programme 1	---	---	---	0,1	---	---	---	---	---	1,2	---	---	---	---	---	---
05 04 01 12 4081 152	C1 Environmental protection & improvement of animal welfare - programme 2	---	---	---	---	-0,1	---	---	---	---	0,2	---	---	---	---	---	---
05 04 01 12 4081 153	C1 Environmental protection & improvement of animal welfare - programme 3	---	---	---	---	---	---	---	---	0,5	0,1	---	---	---	---	---	---
05 04 01 12 4081 153	NA Environmental protection & improvement of animal welfare - programme 3	---	---	---	---	---	---	---	---	---	---	---	---	---	---	---	---
05 04 01 12 4081 153	Environmental protection & improvement of animal welfare - programme 3	---	---	---	---	---	---	---	---	0,5	0,1	---	---	---	---	---	---

En Millions d'euros

23/01/2008 14:57

FEAGA

II Dépenses

Part I - Page 127 / 152

Poste	BE	BG	CZ	DK	DE	EE	IE	GR	ES	FR	IT	CY	LV	LT	LU	HU
05 04 01 12 4081 154 C1 Environmental protection & improvement of animal welfare - programme 4	---	---	---	---	---	---	---	---	0,2	0,2	---	---	---	---	---	---
05 04 01 12 4081 154 NA Environmental protection & improvement of animal welfare - programme 4	---	---	---	---	---	---	---	---	---	---	---	---	---	---	---	---
05 04 01 12 4081 154 Environmental protection & improvement of animal welfare - programme 4	---	---	---	---	---	---	---	---	0,2	0,2	---	---	---	---	---	---
05 04 01 12 4081 155 C1 Environmental protection & improvement of animal welfare - programme 5	---	---	---	---	---	---	---	---	---	0,3	---	---	---	---	---	---
05 04 01 12 4081 155 NA Environmental protection & improvement of animal welfare - programme 5	---	---	---	---	---	---	---	---	---	---	---	---	---	---	---	---
05 04 01 12 4081 155 Environmental protection & improvement of animal welfare - programme 5	---	---	---	---	---	---	---	---	---	0,3	---	---	---	---	---	---
05 04 01 12 4081 156 C1 Environmental protection & improvement of animal welfare - programme 6	---	---	---	---	---	---	---	---	---	0,0	---	---	---	---	---	---
05 04 01 12 4081 157 C1 Environmental protection & improvement of animal welfare - programme 7	---	---	---	---	---	---	---	---	0,2	0,0	---	---	---	---	---	---
05 04 01 12 4081 157 NA Environmental protection & improvement of animal welfare - programme 7	---	---	---	---	---	---	---	---	---	---	---	---	---	---	---	---
05 04 01 12 4081 157 Environmental protection & improvement of animal welfare - programme 7	---	---	---	---	---	---	---	---	0,2	0,0	---	---	---	---	---	---
05 04 01 12 4081 158 C1 Environmental protection & improvement of animal welfare - programme 8	---	---	---	---	---	---	---	---	0,1	-0,0	---	---	---	---	---	---
05 04 01 12 4081 159 Environmental protection & improvement of animal welfare - programme 9	---	---	---	---	---	---	---	---	---	---	---	---	---	---	---	---
05 04 01 12 4081 160 C1 Environmental protection & improvement of animal welfare - programme 10	---	---	---	---	-0,0	---	---	---	---	0,1	---	---	---	---	---	---
05 04 01 12 4081 161 C1 Environmental protection & improvement of animal welfare - programme 11	---	---	---	---	-0,0	---	---	---	---	---	---	---	---	---	---	---
05 04 01 12 4081 162 Environmental protection & improvement of animal welfare - programme 12	---	---	---	---	---	---	---	---	---	---	---	---	---	---	---	---
05 04 01 12 4081 163 C1 Environmental protection & improvement of animal welfare - programme 13	---	---	---	---	---	---	---	---	---	0,1	---	---	---	---	---	---
05 04 01 12 4081 164 C1 Environmental protection & improvement of animal welfare - programme 14	---	---	---	---	---	---	---	---	---	0,3	---	---	---	---	---	---
05 04 01 12 4081 164 NA Environmental protection & improvement of animal welfare - programme 14	---	---	---	---	---	---	---	---	---	---	---	---	---	---	---	---
05 04 01 12 4081 164 Environmental protection & improvement of animal welfare - programme 14	---	---	---	---	---	---	---	---	---	0,3	---	---	---	---	---	---
05 04 01 12 4081 165 C1 Environmental protection & improvement of animal welfare - programme 15	---	---	---	---	---	---	---	---	---	0,1	---	---	---	---	---	---
05 04 01 12 4081 165 NA Environmental protection & improvement of animal welfare - programme 15	---	---	---	---	---	---	---	---	---	---	---	---	---	---	---	---
05 04 01 12 4081 165 Environmental protection & improvement of animal welfare - programme 15	---	---	---	---	---	---	---	---	---	0,1	---	---	---	---	---	---
05 04 01 12 4081 166 C1 Environmental protection & improvement of animal welfare - programme 16	---	---	---	---	---	---	---	---	---	0,4	---	---	---	---	---	---
05 04 01 12 4081 166 NA Environmental protection & improvement of animal welfare - programme 16	---	---	---	---	---	---	---	---	---	---	---	---	---	---	---	---
05 04 01 12 4081 166 Environmental protection & improvement of animal welfare - programme 16	---	---	---	---	---	---	---	---	---	0,4	---	---	---	---	---	---
05 04 01 12 4081 167 Environmental protection & improvement of animal welfare - programme 17	---	---	---	---	---	---	---	---	---	---	---	---	---	---	---	---
05 04 01 12 4081 168 C1 Environmental protection & improvement of animal welfare - programme 18	---	---	---	---	---	---	---	---	---	0,0	---	---	---	---	---	---
05 04 01 12 4081 169 C1 Environmental protection & improvement of animal welfare - programme 19	---	---	---	---	---	---	---	---	---	-0,0	---	---	---	---	---	---
05 04 01 12 4081 170 C1 Environmental protection & improvement of animal welfare - programme 20	---	---	---	---	---	---	---	---	---	0,2	---	---	---	---	---	---
05 04 01 12 4081 171 C1 Environmental protection & improvement of animal welfare - programme 21	---	---	---	---	---	---	---	---	---	0,2	---	---	---	---	---	---
05 04 01 12 4081 172 C1 Environmental protection & improvement of animal welfare - programme 22	---	---	---	---	---	---	---	---	---	0,0	---	---	---	---	---	---











En Millions d'euros

23/01/2008 14:57

FEAGA

II Dépenses

Part I - Page 133 / 152

Poste	BE	BG	CZ	DK	DE	EE	IE	GR	ES	FR	IT	CY	LV	LT	LU	HU
05 04 01 12 9980 018 C1 Improvement of land - programme 18 - recoveries advances	---	---	---	---	---	---	---	---	---	-0,0	---	---	---	---	---	---
05 04 01 12 9980 019 Improvement of land - programme 19 - recoveries advances	---	---	---	---	---	---	---	---	---	---	---	---	---	---	---	---
05 04 01 12 9980 020 Improvement of land - programme 20 - recoveries advances	---	---	---	---	---	---	---	---	---	---	---	---	---	---	---	---
05 04 01 12 9980 021 C1 Improvement of land - programme 21 - recoveries advances	---	---	---	---	---	---	---	---	---	-0,0	---	---	---	---	---	---
05 04 01 12 9980 022 Improvement of land - programme 22 - recoveries advances	---	---	---	---	---	---	---	---	---	---	---	---	---	---	---	---
05 04 01 12 9980 051 C1 Land consolidation - programme 1 - recoveries advances	---	---	---	0,0	-0,1	---	---	---	---	-0,8	---	---	---	---	---	---
05 04 01 12 9980 052 C1 Land consolidation - programme 2 - recoveries advances	---	---	---	---	---	---	---	---	---	-0,0	---	---	---	---	---	---
05 04 01 12 9980 053 C1 Land consolidation - programme 3 - recoveries advances	---	---	---	---	---	---	---	---	-0,3	-0,0	---	---	---	---	---	---
05 04 01 12 9980 054 C1 Land consolidation - programme 4 - recoveries advances	---	---	---	---	---	---	---	---	-0,0	-0,1	---	---	---	---	---	---
05 04 01 12 9980 055 C1 Land consolidation - programme 5 - recoveries advances	---	---	---	---	---	---	---	---	---	-0,1	---	---	---	---	---	---
05 04 01 12 9980 056 C1 Land consolidation - programme 6 - recoveries advances	---	---	---	---	---	---	---	---	---	-0,0	---	---	---	---	---	---
05 04 01 12 9980 057 C1 Land consolidation - programme 7 - recoveries advances	---	---	---	---	---	---	---	---	-0,0	-0,1	---	---	---	---	---	---
05 04 01 12 9980 058 C1 Land consolidation - programme 8 - recoveries advances	---	---	---	---	---	---	---	---	-0,5	-0,1	---	---	---	---	---	---
05 04 01 12 9980 059 C1 Land consolidation - programme 9 - recoveries advances	---	---	---	---	---	---	---	---	-0,0	-0,0	---	---	---	---	---	---
05 04 01 12 9980 060 C1 Land consolidation - programme 10 - recoveries advances	---	---	---	---	---	---	---	---	---	-0,1	---	---	---	---	---	---
05 04 01 12 9980 061 Land consolidation - programme 11 - recoveries advances	---	---	---	---	---	---	---	---	---	---	---	---	---	---	---	---
05 04 01 12 9980 062 C1 Land consolidation - programme 12 - recoveries advances	---	---	---	---	-0,5	---	---	---	---	---	---	---	---	---	---	---
05 04 01 12 9980 063 C1 Land consolidation - programme 13 - recoveries advances	---	---	---	---	---	---	---	---	---	-0,0	---	---	---	---	---	---
05 04 01 12 9980 064 C1 Land consolidation - programme 14 - recoveries advances	---	---	---	---	---	---	---	---	---	-0,1	---	---	---	---	---	---
05 04 01 12 9980 065 C1 Land consolidation - programme 15 - recoveries advances	---	---	---	---	---	---	---	---	---	-0,1	---	---	---	---	---	---
05 04 01 12 9980 066 C1 Land consolidation - programme 16 - recoveries advances	---	---	---	---	---	---	---	---	---	-0,1	---	---	---	---	---	---
05 04 01 12 9980 067 Land consolidation - programme 17 - recoveries advances	---	---	---	---	---	---	---	---	---	---	---	---	---	---	---	---
05 04 01 12 9980 068 C1 Land consolidation - programme 18 - recoveries advances	---	---	---	---	---	---	---	---	---	-0,0	---	---	---	---	---	---
05 04 01 12 9980 069 Land consolidation - programme 19 - recoveries advances	---	---	---	---	---	---	---	---	---	---	---	---	---	---	---	---
05 04 01 12 9980 070 Land consolidation - programme 20 - recoveries advances	---	---	---	---	---	---	---	---	---	---	---	---	---	---	---	---
05 04 01 12 9980 071 C1 Land consolidation - programme 21 - recoveries advances	---	---	---	---	---	---	---	---	---	-0,0	---	---	---	---	---	---
05 04 01 12 9980 072 C1 Land consolidation - programme 22 - recoveries advances	---	---	---	---	---	---	---	---	---	-0,1	---	---	---	---	---	---
05 04 01 12 9980 101 Substitution service & farm management service - aid - programme 1 - recoveries advances	---	---	---	---	---	---	---	---	---	---	---	---	---	---	---	---
05 04 01 12 9980 102 Substitution service & farm management service - aid - programme 2 - recoveries advances	---	---	---	---	---	---	---	---	---	---	---	---	---	---	---	---
05 04 01 12 9980 103 C1 Substitution service & farm management service - aid - programme 3 - recoveries advances	---	---	---	---	---	---	---	---	-0,1	-0,0	---	---	---	---	---	---
05 04 01 12 9980 104 C1 Substitution service & farm management service - aid - programme 4 - recoveries advances	---	---	---	---	---	---	---	---	-0,1	-0,0	---	---	---	---	---	---



En Millions d'euros

23/01/2008 14:57

FEAGA

II Dépenses

Part I - Page 134 / 152

Poste	BE	BG	CZ	DK	DE	EE	IE	GR	ES	FR	IT	CY	LV	LT	LU	HU
05 04 01 12 9980 105 C1 Substitution service & farm management service - aid - programme 5 - recoveries advances	---	---	---	---	---	---	---	---	-0,1	-0,0	---	---	---	---	---	---
05 04 01 12 9980 106 C1 Substitution service & farm management service - aid - programme 6 - recoveries advances	---	---	---	---	---	---	---	---	---	-0,0	---	---	---	---	---	---
05 04 01 12 9980 107 C1 Substitution service & farm management service - aid - programme 7 - recoveries advances	---	---	---	---	---	---	---	---	-0,0	-0,0	---	---	---	---	---	---
05 04 01 12 9980 108 C1 Substitution service & farm management service - aid - programme 8 - recoveries advances	---	---	---	---	---	---	---	---	---	-0,0	---	---	---	---	---	---
05 04 01 12 9980 109 C1 Substitution service & farm management service - aid - programme 9 - recoveries advances	---	---	---	---	---	---	---	---	-0,0	-0,0	---	---	---	---	---	---
05 04 01 12 9980 110 C1 Substitution service & farm management service - aid - programme 10 - recoveries advances	---	---	---	---	---	---	---	---	---	-0,0	---	---	---	---	---	---
05 04 01 12 9980 111 Substitution service & farm management service - aid - programme 11 - recoveries advances	---	---	---	---	---	---	---	---	---	---	---	---	---	---	---	---
05 04 01 12 9980 112 Substitution service & farm management service - aid - programme 12 - recoveries advances	---	---	---	---	---	---	---	---	---	---	---	---	---	---	---	---
05 04 01 12 9980 113 Substitution service & farm management service - aid - programme 13 - recoveries advances	---	---	---	---	---	---	---	---	---	---	---	---	---	---	---	---
05 04 01 12 9980 114 Substitution service & farm management service - aid - programme 14 - recoveries advances	---	---	---	---	---	---	---	---	---	---	---	---	---	---	---	---
05 04 01 12 9980 115 C1 Substitution service & farm management service - aid - programme 15 - recoveries advances	---	---	---	---	---	---	---	---	---	-0,0	---	---	---	---	---	---
05 04 01 12 9980 116 Substitution service & farm management service - aid - programme 16 - recoveries advances	---	---	---	---	---	---	---	---	---	---	---	---	---	---	---	---
05 04 01 12 9980 117 Substitution service & farm management service - aid - programme 17 - recoveries advances	---	---	---	---	---	---	---	---	---	---	---	---	---	---	---	---
05 04 01 12 9980 118 C1 Substitution service & farm management service - aid - programme 18 - recoveries advances	---	---	---	---	---	---	---	---	---	-0,0	---	---	---	---	---	---
05 04 01 12 9980 119 Substitution service & farm management service - aid - programme 19 - recoveries advances	---	---	---	---	---	---	---	---	---	---	---	---	---	---	---	---
05 04 01 12 9980 120 Substitution service & farm management service - aid - programme 20 - recoveries advances	---	---	---	---	---	---	---	---	---	---	---	---	---	---	---	---
05 04 01 12 9980 121 C1 Substitution service & farm management service - aid - programme 21 - recoveries advances	---	---	---	---	---	---	---	---	---	-0,0	---	---	---	---	---	---
05 04 01 12 9980 122 Substitution service & farm management service - aid - programme 22 - recoveries advances	---	---	---	---	---	---	---	---	---	---	---	---	---	---	---	---
05 04 01 12 9980 151 C1 Marketing - quality agricultural products - programme 1 - recoveries advances	---	---	---	-0,1	-0,0	---	---	---	---	-0,5	---	---	---	---	---	---
05 04 01 12 9980 152 C1 Marketing - quality agricultural products - programme 2 - recoveries advances	---	---	---	---	---	---	---	---	---	-0,0	---	---	---	---	---	---
05 04 01 12 9980 153 C1 Marketing - quality agricultural products - programme 3 - recoveries advances	---	---	---	---	---	---	---	---	-0,0	-0,2	---	---	---	---	---	---
05 04 01 12 9980 154 C1 Marketing - quality agricultural products - programme 4 - recoveries advances	---	---	---	---	---	---	---	---	-0,0	-0,1	---	---	---	---	---	---
05 04 01 12 9980 155 C1 Marketing - quality agricultural products - programme 5 - recoveries advances	---	---	---	---	---	---	---	---	---	-0,1	---	---	---	---	---	---
05 04 01 12 9980 156 C1 Marketing - quality agricultural products - programme 6 - recoveries advances	---	---	---	---	---	---	---	---	---	-0,0	---	---	---	---	---	---
05 04 01 12 9980 157 C1 Marketing - quality agricultural products - programme 7 - recoveries advances	---	---	---	---	---	---	---	---	-0,0	-0,1	---	---	---	---	---	---
05 04 01 12 9980 158 C1 Marketing - quality agricultural products - programme 8 - recoveries advances	---	---	---	---	---	---	---	---	---	-0,0	---	---	---	---	---	---
05 04 01 12 9980 159 C1 Marketing - quality agricultural products - programme 9 - recoveries advances	---	---	---	---	---	---	---	---	-0,0	-0,0	---	---	---	---	---	---
05 04 01 12 9980 160 C1 Marketing - quality agricultural products - programme 10 - recoveries advances	---	---	---	---	---	---	---	---	---	-0,0	---	---	---	---	---	---
05 04 01 12 9980 161 C1 Marketing - quality agricultural products - programme 11 - recoveries advances	---	---	---	---	---	---	---	---	---	-0,0	---	---	---	---	---	---
05 04 01 12 9980 162 Marketing - quality agricultural products - programme 12 - recoveries advances	---	---	---	---	---	---	---	---	---	---	---	---	---	---	---	---
05 04 01 12 9980 163 C1 Marketing - quality agricultural products - programme 13 - recoveries advances	---	---	---	---	---	---	---	---	---	-0,1	---	---	---	---	---	---

En Millions d'euros

23/01/2008 14:57

FEAGA

II Dépenses

Part I - Page 135 / 152

Poste	BE	BG	CZ	DK	DE	EE	IE	GR	ES	FR	IT	CY	LV	LT	LU	HU
05 04 01 12 9980 164 C1 Marketing - quality agricultural products - programme 14 - recoveries advances	---	---	---	---	---	---	---	---	---	-0,2	---	---	---	---	---	---
05 04 01 12 9980 165 C1 Marketing - quality agricultural products - programme 15 - recoveries advances	---	---	---	---	---	---	---	---	---	-0,1	---	---	---	---	---	---
05 04 01 12 9980 166 C1 Marketing - quality agricultural products - programme 16 - recoveries advances	---	---	---	---	---	---	---	---	---	-0,4	---	---	---	---	---	---
05 04 01 12 9980 167 Marketing - quality agricultural products - programme 17 - recoveries advances	---	---	---	---	---	---	---	---	---	---	---	---	---	---	---	---
05 04 01 12 9980 168 C1 Marketing - quality agricultural products - programme 18 - recoveries advances	---	---	---	---	---	---	---	---	---	-0,0	---	---	---	---	---	---
05 04 01 12 9980 169 C1 Marketing - quality agricultural products - programme 19 - recoveries advances	---	---	---	---	---	---	---	---	---	-0,1	---	---	---	---	---	---
05 04 01 12 9980 170 C1 Marketing - quality agricultural products - programme 20 - recoveries advances	---	---	---	---	---	---	---	---	---	-0,0	---	---	---	---	---	---
05 04 01 12 9980 171 C1 Marketing - quality agricultural products - programme 21 - recoveries advances	---	---	---	---	---	---	---	---	---	-0,1	---	---	---	---	---	---
05 04 01 12 9980 172 C1 Marketing - quality agricultural products - programme 22 - recoveries advances	---	---	---	---	---	---	---	---	---	-0,0	---	---	---	---	---	---
05 04 01 12 9980 201 C1 Diversification - agricultural activities - programme 1 - recoveries advances	---	---	---	-0,0	-0,1	---	---	---	---	-0,5	---	---	---	---	---	---
05 04 01 12 9980 202 C1 Diversification - agricultural activities - programme 2 - recoveries advances	---	---	---	---	---	---	---	---	---	-0,0	---	---	---	---	---	---
05 04 01 12 9980 203 C1 Diversification - agricultural activities - programme 3 - recoveries advances	---	---	---	---	---	---	---	---	-0,1	-0,2	---	---	---	---	---	---
05 04 01 12 9980 204 C1 Diversification - agricultural activities - programme 4 - recoveries advances	---	---	---	---	---	---	---	---	-0,0	-0,0	---	---	---	---	---	---
05 04 01 12 9980 205 C1 Diversification - agricultural activities - programme 5 - recoveries advances	---	---	---	---	---	---	---	---	---	-0,1	---	---	---	---	---	---
05 04 01 12 9980 206 C1 Diversification - agricultural activities - programme 6 - recoveries advances	---	---	---	---	---	---	---	---	---	-0,0	---	---	---	---	---	---
05 04 01 12 9980 207 C1 Diversification - agricultural activities - programme 7 - recoveries advances	---	---	---	---	---	---	---	---	-0,1	-0,0	---	---	---	---	---	---
05 04 01 12 9980 208 C1 Diversification - agricultural activities - programme 8 - recoveries advances	---	---	---	---	---	---	---	---	---	-0,0	---	---	---	---	---	---
05 04 01 12 9980 209 C1 Diversification - agricultural activities - programme 9 - recoveries advances	---	---	---	---	---	---	---	---	-0,0	-0,0	---	---	---	---	---	---
05 04 01 12 9980 210 C1 Diversification - agricultural activities - programme 10 - recoveries advances	---	---	---	---	---	---	---	---	---	-0,0	---	---	---	---	---	---
05 04 01 12 9980 211 C1 Diversification - agricultural activities - programme 11 - recoveries advances	---	---	---	---	---	---	---	---	---	-0,0	---	---	---	---	---	---
05 04 01 12 9980 212 Diversification - agricultural activities - programme 12 - recoveries advances	---	---	---	---	---	---	---	---	---	---	---	---	---	---	---	---
05 04 01 12 9980 213 C1 Diversification - agricultural activities - programme 13 - recoveries advances	---	---	---	---	---	---	---	---	---	-0,1	---	---	---	---	---	---
05 04 01 12 9980 214 C1 Diversification - agricultural activities - programme 14 - recoveries advances	---	---	---	---	---	---	---	---	---	-0,1	---	---	---	---	---	---
05 04 01 12 9980 215 Diversification - agricultural activities - programme 15 - recoveries advances	---	---	---	---	---	---	---	---	---	---	---	---	---	---	---	---
05 04 01 12 9980 216 C1 Diversification - agricultural activities - programme 16 - recoveries advances	---	---	---	---	---	---	---	---	---	-0,1	---	---	---	---	---	---
05 04 01 12 9980 217 C1 Diversification - agricultural activities - programme 17 - recoveries advances	---	---	---	---	---	---	---	---	---	-0,0	---	---	---	---	---	---
05 04 01 12 9980 218 C1 Diversification - agricultural activities - programme 18 - recoveries advances	---	---	---	---	---	---	---	---	---	-0,0	---	---	---	---	---	---
05 04 01 12 9980 219 C1 Diversification - agricultural activities - programme 19 - recoveries advances	---	---	---	---	---	---	---	---	---	-0,1	---	---	---	---	---	---
05 04 01 12 9980 220 Diversification - agricultural activities - programme 20 - recoveries advances	---	---	---	---	---	---	---	---	---	---	---	---	---	---	---	---
05 04 01 12 9980 221 C1 Diversification - agricultural activities - programme 21 - recoveries advances	---	---	---	---	---	---	---	---	---	-0,0	---	---	---	---	---	---
05 04 01 12 9980 222 C1 Diversification - agricultural activities - programme 22 - recoveries advances	---	---	---	---	---	---	---	---	---	-0,3	---	---	---	---	---	---

En Millions d'euros

23/01/2008 14:57

FEAGA

II Dépenses

Part I - Page 136 / 152

Poste	BE	BG	CZ	DK	DE	EE	IE	GR	ES	FR	IT	CY	LV	LT	LU	HU
05 04 01 12 9980 251 C1 Management of water resources intended for agriculture - programme 1 - recoveries advances	---	---	---	---	---	---	---	---	---	-0,3	---	---	---	---	---	---
05 04 01 12 9980 252 C1 Management of water resources intended for agriculture - programme 2 - recoveries advances	---	---	---	---	---	---	---	---	-3,8	-0,0	---	---	---	---	---	---
05 04 01 12 9980 253 C1 Management of water resources intended for agriculture - programme 3 - recoveries advances	---	---	---	---	---	---	---	---	---	-0,1	---	---	---	---	---	---
05 04 01 12 9980 254 C1 Management of water resources intended for agriculture - programme 4 - recoveries advances	---	---	---	---	---	---	---	---	---	-0,0	---	---	---	---	---	---
05 04 01 12 9980 255 C1 Management of water resources intended for agriculture - programme 5 - recoveries advances	---	---	---	---	---	---	---	---	---	-0,0	---	---	---	---	---	---
05 04 01 12 9980 256 C1 Management of water resources intended for agriculture - programme 6 - recoveries advances	---	---	---	---	---	---	---	---	---	-0,0	---	---	---	---	---	---
05 04 01 12 9980 257 C1 Management of water resources intended for agriculture - programme 7 - recoveries advances	---	---	---	---	---	---	---	---	---	-0,1	---	---	---	---	---	---
05 04 01 12 9980 258 C1 Management of water resources intended for agriculture - programme 8 - recoveries advances	---	---	---	---	---	---	---	---	---	-0,0	---	---	---	---	---	---
05 04 01 12 9980 259 C1 Management of water resources intended for agriculture - programme 9 - recoveries advances	---	---	---	---	---	---	---	---	-0,1	-0,0	---	---	---	---	---	---
05 04 01 12 9980 260 Management of water resources intended for agriculture - programme 10 - recoveries advances	---	---	---	---	---	---	---	---	---	---	---	---	---	---	---	---
05 04 01 12 9980 261 Management of water resources intended for agriculture - programme 11 - recoveries advances	---	---	---	---	---	---	---	---	---	---	---	---	---	---	---	---
05 04 01 12 9980 262 Management of water resources intended for agriculture - programme 12 - recoveries advances	---	---	---	---	---	---	---	---	---	---	---	---	---	---	---	---
05 04 01 12 9980 263 C1 Management of water resources intended for agriculture - programme 13 - recoveries advances	---	---	---	---	---	---	---	---	---	-0,0	---	---	---	---	---	---
05 04 01 12 9980 264 Management of water resources intended for agriculture - programme 14 - recoveries advances	---	---	---	---	---	---	---	---	---	---	---	---	---	---	---	---
05 04 01 12 9980 265 Management of water resources intended for agriculture - programme 15 - recoveries advances	---	---	---	---	---	---	---	---	---	---	---	---	---	---	---	---
05 04 01 12 9980 266 C1 Management of water resources intended for agriculture - programme 16 - recoveries advances	---	---	---	---	---	---	---	---	---	-0,1	---	---	---	---	---	---
05 04 01 12 9980 267 Management of water resources intended for agriculture - programme 17 - recoveries advances	---	---	---	---	---	---	---	---	---	---	---	---	---	---	---	---
05 04 01 12 9980 268 C1 Management of water resources intended for agriculture - programme 18 - recoveries advances	---	---	---	---	---	---	---	---	---	-0,1	---	---	---	---	---	---
05 04 01 12 9980 269 C1 Management of water resources intended for agriculture - programme 19 - recoveries advances	---	---	---	---	---	---	---	---	---	-0,0	---	---	---	---	---	---
05 04 01 12 9980 270 Management of water resources intended for agriculture - programme 20 - recoveries advances	---	---	---	---	---	---	---	---	---	---	---	---	---	---	---	---
05 04 01 12 9980 271 Management of water resources intended for agriculture - programme 21 - recoveries advances	---	---	---	---	---	---	---	---	---	---	---	---	---	---	---	---
05 04 01 12 9980 272 Management of water resources intended for agriculture - programme 22 - recoveries advances	---	---	---	---	---	---	---	---	---	---	---	---	---	---	---	---
05 04 01 12 9980 301 C1 Development & improvement - infrastructure connected with development of agriculture - programme 1 - recoveries advances	---	---	---	-0,0	---	---	---	---	---	---	---	---	---	---	---	---
05 04 01 12 9980 302 C1 Development & improvement - infrastructure connected with development of agriculture - programme 2 - recoveries advances	---	---	---	---	---	---	---	---	---	-0,0	---	---	---	---	---	---
05 04 01 12 9980 303 C1 Development & improvement - infrastructure connected with development of agriculture - programme 3 - recoveries advances	---	---	---	---	---	---	---	---	-0,2	-0,1	---	---	---	---	---	---
05 04 01 12 9980 304 C1 Development & improvement - infrastructure connected with development of agriculture - programme 4 - recoveries advances	---	---	---	---	---	---	---	---	-0,0	-0,0	---	---	---	---	---	---
05 04 01 12 9980 305 C1 Development & improvement - infrastructure connected with development of agriculture - programme 5 - recoveries advances	---	---	---	---	---	---	---	---	-0,4	-0,0	---	---	---	---	---	---
05 04 01 12 9980 306 C1 Development & improvement - infrastructure connected with development of agriculture - programme 6 - recoveries advances	---	---	---	---	---	---	---	---	-0,1	-0,1	---	---	---	---	---	---
05 04 01 12 9980 307 C1 Development & improvement - infrastructure connected with development of agriculture - programme 7 - recoveries advances	---	---	---	---	---	---	---	---	-0,1	---	---	---	---	---	---	---
05 04 01 12 9980 308 C1 Development & improvement - infrastructure connected with development of agriculture - programme 8 - recoveries advances	---	---	---	---	---	---	---	---	---	-0,0	---	---	---	---	---	---
05 04 01 12 9980 309 C1 Development & improvement - infrastructure connected with development of agriculture - programme 9 - recoveries advances	---	---	---	---	---	---	---	---	-0,1	-0,0	---	---	---	---	---	---



En Millions d'euros

23/01/2008 14:57

FEAGA

II Dépenses

Part I - Page 138 / 152

Poste		BE	BG	CZ	DK	DE	EE	IE	GR	ES	FR	IT	CY	LV	LT	LU	HU
05 04 01 12 9980 364	Financial engineering - programme 14 - recoveries advances	---	---	---	---	---	---	---	---	---	---	---	---	---	---	---	---
05 04 01 12 9980 365	Financial engineering - programme 15 - recoveries advances	---	---	---	---	---	---	---	---	---	---	---	---	---	---	---	---
05 04 01 12 9980 366	C1 Financial engineering - programme 16 - recoveries advances	---	---	---	---	---	---	---	---	---	-0,0	---	---	---	---	---	---
05 04 01 12 9980 367	Financial engineering - programme 17 - recoveries advances	---	---	---	---	---	---	---	---	---	---	---	---	---	---	---	---
05 04 01 12 9980 368	Financial engineering - programme 18 - recoveries advances	---	---	---	---	---	---	---	---	---	---	---	---	---	---	---	---
05 04 01 12 9980 369	Financial engineering - programme 19 - recoveries advances	---	---	---	---	---	---	---	---	---	---	---	---	---	---	---	---
05 04 01 12 9980 370	Financial engineering - programme 20 - recoveries advances	---	---	---	---	---	---	---	---	---	---	---	---	---	---	---	---
05 04 01 12 9980 371	Financial engineering - programme 21 - recoveries advances	---	---	---	---	---	---	---	---	---	---	---	---	---	---	---	---
05 04 01 12 9980 372	Financial engineering - programme 22 - recoveries advances	---	---	---	---	---	---	---	---	---	---	---	---	---	---	---	---
05 04 01 12 9981 001	C1 Essential services - economy and rural population - programme 1 - recoveries advances	---	---	---	-0,1	-0,0	---	---	---	---	---	---	---	---	---	---	---
05 04 01 12 9981 002	C1 Essential services - economy and rural population - programme 2 - recoveries advances	---	---	---	---	---	---	---	---	---	-0,0	---	---	---	---	---	---
05 04 01 12 9981 003	C1 Essential services - economy and rural population - programme 3 - recoveries advances	---	---	---	---	---	---	---	---	-0,6	-0,2	---	---	---	---	---	---
05 04 01 12 9981 004	C1 Essential services - economy and rural population - programme 4 - recoveries advances	---	---	---	---	---	---	---	---	---	-0,1	---	---	---	---	---	---
05 04 01 12 9981 005	C1 Essential services - economy and rural population - programme 5 - recoveries advances	---	---	---	---	---	---	---	---	-0,2	-0,1	---	---	---	---	---	---
05 04 01 12 9981 006	C1 Essential services - economy and rural population - programme 6 - recoveries advances	---	---	---	---	---	---	---	---	---	-0,2	---	---	---	---	---	---
05 04 01 12 9981 007	C1 Essential services - economy and rural population - programme 7 - recoveries advances	---	---	---	---	---	---	---	---	-0,1	-0,1	---	---	---	---	---	---
05 04 01 12 9981 008	C1 Essential services - economy and rural population - programme 8 - recoveries advances	---	---	---	---	---	---	---	---	---	-0,1	---	---	---	---	---	---
05 04 01 12 9981 009	C1 Essential services - economy and rural population - programme 9 - recoveries advances	---	---	---	---	---	---	---	---	-0,1	-0,0	---	---	---	---	---	---
05 04 01 12 9981 010	C1 Essential services - economy and rural population - programme 10 - recoveries advances	---	---	---	---	---	---	---	---	---	-0,0	---	---	---	---	---	---
05 04 01 12 9981 011	Essential services - economy and rural population - programme 11 - recoveries advances	---	---	---	---	---	---	---	---	---	---	---	---	---	---	---	---
05 04 01 12 9981 012	Essential services - economy and rural population - programme 12 - recoveries advances	---	---	---	---	---	---	---	---	---	---	---	---	---	---	---	---
05 04 01 12 9981 013	C1 Essential services - economy and rural population - programme 13 - recoveries advances	---	---	---	---	---	---	---	---	---	-0,0	---	---	---	---	---	---
05 04 01 12 9981 014	C1 Essential services - economy and rural population - programme 14 - recoveries advances	---	---	---	---	---	---	---	---	---	-0,1	---	---	---	---	---	---
05 04 01 12 9981 015	C1 Essential services - economy and rural population - programme 15 - recoveries advances	---	---	---	---	---	---	---	---	---	-0,0	---	---	---	---	---	---
05 04 01 12 9981 016	C1 Essential services - economy and rural population - programme 16 - recoveries advances	---	---	---	---	---	---	---	---	---	-0,3	---	---	---	---	---	---
05 04 01 12 9981 017	Essential services - economy and rural population - programme 17 - recoveries advances	---	---	---	---	---	---	---	---	---	---	---	---	---	---	---	---
05 04 01 12 9981 018	C1 Essential services - economy and rural population - programme 18 - recoveries advances	---	---	---	---	---	---	---	---	---	-0,0	---	---	---	---	---	---
05 04 01 12 9981 019	C1 Essential services - economy and rural population - programme 19 - recoveries advances	---	---	---	---	---	---	---	---	---	-0,0	---	---	---	---	---	---
05 04 01 12 9981 020	Essential services - economy and rural population - programme 20 - recoveries advances	---	---	---	---	---	---	---	---	---	---	---	---	---	---	---	---
05 04 01 12 9981 021	C1 Essential services - economy and rural population - programme 21 - recoveries advances	---	---	---	---	---	---	---	---	---	-0,0	---	---	---	---	---	---
05 04 01 12 9981 022	C1 Essential services - economy and rural population - programme 22 - recoveries advances	---	---	---	---	---	---	---	---	---	-0,0	---	---	---	---	---	---

En Millions d'euros

23/01/2008 14:57

FEAGA

II Dépenses

Part I - Page 139 / 152

Poste	BE	BG	CZ	DK	DE	EE	IE	GR	ES	FR	IT	CY	LV	LT	LU	HU
05 04 01 12 9981 051 C1 Renovation & development of villages - protection and conservation of rural heritage - programme 1 - recoveries advances	---	---	---	-0,0	-0,1	---	---	---	---	-0,3	---	---	---	---	---	---
05 04 01 12 9981 051 NA Renovation & development of villages - protection and conservation of rural heritage - programme 1 - recoveries advances	---	---	---	---	---	---	---	---	---	---	---	---	---	---	---	---
05 04 01 12 9981 051 Renovation & development of villages - protection and conservation of rural heritage - programme 1 - recoveries advances	---	---	---	-0,0	-0,1	---	---	---	---	-0,3	---	---	---	---	---	---
05 04 01 12 9981 052 C1 Renovation & development of villages - protection and conservation of rural heritage - programme 2 - recoveries advances	---	---	---	---	---	---	---	---	---	-0,0	---	---	---	---	---	---
05 04 01 12 9981 053 C1 Renovation & development of villages - protection and conservation of rural heritage - programme 3 - recoveries advances	---	---	---	---	---	---	---	---	-0,2	-0,0	---	---	---	---	---	---
05 04 01 12 9981 054 Renovation & development of villages - protection and conservation of rural heritage - programme 4 - recoveries advances	---	---	---	---	---	---	---	---	---	---	---	---	---	---	---	---
05 04 01 12 9981 055 C1 Renovation & development of villages - protection and conservation of rural heritage - programme 5 - recoveries advances	---	---	---	---	---	---	---	---	-0,1	-0,0	---	---	---	---	---	---
05 04 01 12 9981 056 C1 Renovation & development of villages - protection and conservation of rural heritage - programme 6 - recoveries advances	---	---	---	---	---	---	---	---	-0,0	-0,2	---	---	---	---	---	---
05 04 01 12 9981 057 C1 Renovation & development of villages - protection and conservation of rural heritage - programme 7 - recoveries advances	---	---	---	---	---	---	---	---	-0,0	-0,1	---	---	---	---	---	---
05 04 01 12 9981 058 C1 Renovation & development of villages - protection and conservation of rural heritage - programme 8 - recoveries advances	---	---	---	---	---	---	---	---	---	-0,0	---	---	---	---	---	---
05 04 01 12 9981 059 C1 Renovation & development of villages - protection and conservation of rural heritage - programme 9 - recoveries advances	---	---	---	---	---	---	---	---	-0,0	-0,0	---	---	---	---	---	---
05 04 01 12 9981 060 C1 Renovation & development of villages - protection and conservation of rural heritage - programme 10 - recoveries advances	---	---	---	---	---	---	---	---	---	-0,1	---	---	---	---	---	---
05 04 01 12 9981 061 Renovation & development of villages - protection and conservation of rural heritage - programme 11 - recoveries advances	---	---	---	---	---	---	---	---	---	---	---	---	---	---	---	---
05 04 01 12 9981 062 Renovation & development of villages - protection and conservation of rural heritage - programme 12 - recoveries advances	---	---	---	---	---	---	---	---	---	---	---	---	---	---	---	---
05 04 01 12 9981 063 C1 Renovation & development of villages - protection and conservation of rural heritage - programme 13 - recoveries advances	---	---	---	---	---	---	---	---	---	-0,1	---	---	---	---	---	---
05 04 01 12 9981 064 Renovation & development of villages - protection and conservation of rural heritage - programme 14 - recoveries advances	---	---	---	---	---	---	---	---	---	---	---	---	---	---	---	---
05 04 01 12 9981 065 C1 Renovation & development of villages - protection and conservation of rural heritage - programme 15 - recoveries advances	---	---	---	---	---	---	---	---	---	-0,1	---	---	---	---	---	---
05 04 01 12 9981 066 Renovation & development of villages - protection and conservation of rural heritage - programme 16 - recoveries advances	---	---	---	---	---	---	---	---	---	---	---	---	---	---	---	---
05 04 01 12 9981 067 Renovation & development of villages - protection and conservation of rural heritage - programme 17 - recoveries advances	---	---	---	---	---	---	---	---	---	---	---	---	---	---	---	---
05 04 01 12 9981 068 C1 Renovation & development of villages - protection and conservation of rural heritage - programme 18 - recoveries advances	---	---	---	---	---	---	---	---	---	-0,1	---	---	---	---	---	---
05 04 01 12 9981 069 Renovation & development of villages - protection and conservation of rural heritage - programme 19 - recoveries advances	---	---	---	---	---	---	---	---	---	---	---	---	---	---	---	---
05 04 01 12 9981 070 C1 Renovation & development of villages - protection and conservation of rural heritage - programme 20 - recoveries advances	---	---	---	---	---	---	---	---	---	-0,0	---	---	---	---	---	---

En Millions d'euros

23/01/2008 14:57

FEAGA

II Dépenses

Part I - Page 140 / 152

Poste		BE	BG	CZ	DK	DE	EE	IE	GR	ES	FR	IT	CY	LV	LT	LU	HU
05 04 01 12 9981 071	C1 Renovation & development of villages - protection and conservation of rural heritage - programme 21 - recoveries advances	---	---	---	---	---	---	---	---	---	-0,0	---	---	---	---	---	---
05 04 01 12 9981 072	C1 Renovation & development of villages - protection and conservation of rural heritage - programme 22 - recoveries advances	---	---	---	---	---	---	---	---	---	-0,2	---	---	---	---	---	---
05 04 01 12 9981 101	C1 Encouragement of tourist and craft-based activities - programme 1 - recoveries advances	---	---	---	-0,1	-0,0	---	---	---	---	---	---	---	---	---	---	---
05 04 01 12 9981 101	NA Encouragement of tourist and craft-based activities - programme 1 - recoveries advances	---	---	---	---	---	---	---	---	---	---	---	---	---	---	---	---
05 04 01 12 9981 101	Encouragement of tourist and craft-based activities - programme 1 - recoveries advances	---	---	---	-0,1	-0,0	---	---	---	---	---	---	---	---	---	---	---
05 04 01 12 9981 102	C1 Encouragement of tourist and craft-based activities - programme 2 - recoveries advances	---	---	---	---	---	---	---	---	---	-0,0	---	---	---	---	---	---
05 04 01 12 9981 103	C1 Encouragement of tourist and craft-based activities - programme 3 - recoveries advances	---	---	---	---	---	---	---	---	-0,1	-0,0	---	---	---	---	---	---
05 04 01 12 9981 104	C1 Encouragement of tourist and craft-based activities - programme 4 - recoveries advances	---	---	---	---	---	---	---	---	-0,0	-0,2	---	---	---	---	---	---
05 04 01 12 9981 105	Encouragement of tourist and craft-based activities - programme 5 - recoveries advances	---	---	---	---	---	---	---	---	---	---	---	---	---	---	---	---
05 04 01 12 9981 106	C1 Encouragement of tourist and craft-based activities - programme 6 - recoveries advances	---	---	---	---	---	---	---	---	---	-0,0	---	---	---	---	---	---
05 04 01 12 9981 107	C1 Encouragement of tourist and craft-based activities - programme 7 - recoveries advances	---	---	---	---	---	---	---	---	-0,0	-0,1	---	---	---	---	---	---
05 04 01 12 9981 108	C1 Encouragement of tourist and craft-based activities - programme 8 - recoveries advances	---	---	---	---	---	---	---	---	---	-0,0	---	---	---	---	---	---
05 04 01 12 9981 109	C1 Encouragement of tourist and craft-based activities - programme 9 - recoveries advances	---	---	---	---	---	---	---	---	-0,1	-0,0	---	---	---	---	---	---
05 04 01 12 9981 110	C1 Encouragement of tourist and craft-based activities - programme 10 - recoveries advances	---	---	---	---	---	---	---	---	---	-0,0	---	---	---	---	---	---
05 04 01 12 9981 111	Encouragement of tourist and craft-based activities - programme 11 - recoveries advances	---	---	---	---	---	---	---	---	---	---	---	---	---	---	---	---
05 04 01 12 9981 112	Encouragement of tourist and craft-based activities - programme 12 - recoveries advances	---	---	---	---	---	---	---	---	---	---	---	---	---	---	---	---
05 04 01 12 9981 113	Encouragement of tourist and craft-based activities - programme 13 - recoveries advances	---	---	---	---	---	---	---	---	---	---	---	---	---	---	---	---
05 04 01 12 9981 114	C1 Encouragement of tourist and craft-based activities - programme 14 - recoveries advances	---	---	---	---	---	---	---	---	---	-0,0	---	---	---	---	---	---
05 04 01 12 9981 115	C1 Encouragement of tourist and craft-based activities - programme 15 - recoveries advances	---	---	---	---	---	---	---	---	---	-0,1	---	---	---	---	---	---
05 04 01 12 9981 116	C1 Encouragement of tourist and craft-based activities - programme 16 - recoveries advances	---	---	---	---	---	---	---	---	---	-0,2	---	---	---	---	---	---
05 04 01 12 9981 117	Encouragement of tourist and craft-based activities - programme 17 - recoveries advances	---	---	---	---	---	---	---	---	---	---	---	---	---	---	---	---
05 04 01 12 9981 118	Encouragement of tourist and craft-based activities - programme 18 - recoveries advances	---	---	---	---	---	---	---	---	---	---	---	---	---	---	---	---
05 04 01 12 9981 119	C1 Encouragement of tourist and craft-based activities - programme 19 - recoveries advances	---	---	---	---	---	---	---	---	---	-0,1	---	---	---	---	---	---
05 04 01 12 9981 120	Encouragement of tourist and craft-based activities - programme 20 - recoveries advances	---	---	---	---	---	---	---	---	---	---	---	---	---	---	---	---
05 04 01 12 9981 121	C1 Encouragement of tourist and craft-based activities - programme 21 - recoveries advances	---	---	---	---	---	---	---	---	---	-0,0	---	---	---	---	---	---
05 04 01 12 9981 122	Encouragement of tourist and craft-based activities - programme 22 - recoveries advances	---	---	---	---	---	---	---	---	---	---	---	---	---	---	---	---
05 04 01 12 9981 151	C1 Environmental protection & improvement of animal welfare - programme 1 - recoveries advances	---	---	---	-0,2	-0,2	---	---	---	---	-1,6	---	---	---	---	---	---
05 04 01 12 9981 152	C1 Environmental protection & improvement of animal welfare - programme 2 - recoveries advances	---	---	---	---	-1,2	---	---	---	---	-0,0	---	---	---	---	---	---
05 04 01 12 9981 153	C1 Environmental protection & improvement of animal welfare - programme 3 - recoveries advances	---	---	---	---	---	---	---	---	-0,5	-0,2	---	---	---	---	---	---
05 04 01 12 9981 154	C1 Environmental protection & improvement of animal welfare - programme 4 - recoveries advances	---	---	---	---	---	---	---	---	-0,1	-0,1	---	---	---	---	---	---

En Millions d'euros

23/01/2008 14:57

FEAGA

II Dépenses

Part I - Page 141 / 152

Poste	BE	BG	CZ	DK	DE	EE	IE	GR	ES	FR	IT	CY	LV	LT	LU	HU
05 04 01 12 9981 155 C1 Environmental protection & improvement of animal welfare - programme 5 - recoveries advances	---	---	---	---	---	---	---	---	---	-0,1	---	---	---	---	---	---
05 04 01 12 9981 156 C1 Environmental protection & improvement of animal welfare - programme 6 - recoveries advances	---	---	---	---	---	---	---	---	---	-0,1	---	---	---	---	---	---
05 04 01 12 9981 157 C1 Environmental protection & improvement of animal welfare - programme 7 - recoveries advances	---	---	---	---	---	---	---	---	-0,1	-0,4	---	---	---	---	---	---
05 04 01 12 9981 158 C1 Environmental protection & improvement of animal welfare - programme 8 - recoveries advances	---	---	---	---	---	---	---	---	-0,1	-0,0	---	---	---	---	---	---
05 04 01 12 9981 159 C1 Environmental protection & improvement of animal welfare - programme 9 - recoveries advances	---	---	---	---	---	---	---	---	-0,0	-0,0	---	---	---	---	---	---
05 04 01 12 9981 160 C1 Environmental protection & improvement of animal welfare - programme 10 - recoveries advances	---	---	---	---	---	---	---	---	---	-0,1	---	---	---	---	---	---
05 04 01 12 9981 161 Environmental protection & improvement of animal welfare - programme 11 - recoveries advances	---	---	---	---	---	---	---	---	---	---	---	---	---	---	---	---
05 04 01 12 9981 162 Environmental protection & improvement of animal welfare - programme 12 - recoveries advances	---	---	---	---	---	---	---	---	---	---	---	---	---	---	---	---
05 04 01 12 9981 163 C1 Environmental protection & improvement of animal welfare - programme 13 - recoveries advances	---	---	---	---	---	---	---	---	---	-0,1	---	---	---	---	---	---
05 04 01 12 9981 164 C1 Environmental protection & improvement of animal welfare - programme 14 - recoveries advances	---	---	---	---	---	---	---	---	---	-0,1	---	---	---	---	---	---
05 04 01 12 9981 165 C1 Environmental protection & improvement of animal welfare - programme 15 - recoveries advances	---	---	---	---	---	---	---	---	---	-0,0	---	---	---	---	---	---
05 04 01 12 9981 166 C1 Environmental protection & improvement of animal welfare - programme 16 - recoveries advances	---	---	---	---	---	---	---	---	---	-0,1	---	---	---	---	---	---
05 04 01 12 9981 167 Environmental protection & improvement of animal welfare - programme 17 - recoveries advances	---	---	---	---	---	---	---	---	---	---	---	---	---	---	---	---
05 04 01 12 9981 168 C1 Environmental protection & improvement of animal welfare - programme 18 - recoveries advances	---	---	---	---	---	---	---	---	---	-0,1	---	---	---	---	---	---
05 04 01 12 9981 169 C1 Environmental protection & improvement of animal welfare - programme 19 - recoveries advances	---	---	---	---	---	---	---	---	---	-0,1	---	---	---	---	---	---
05 04 01 12 9981 170 C1 Environmental protection & improvement of animal welfare - programme 20 - recoveries advances	---	---	---	---	---	---	---	---	---	-0,0	---	---	---	---	---	---
05 04 01 12 9981 171 C1 Environmental protection & improvement of animal welfare - programme 21 - recoveries advances	---	---	---	---	---	---	---	---	---	-0,3	---	---	---	---	---	---
05 04 01 12 9981 172 C1 Environmental protection & improvement of animal welfare - programme 22 - recoveries advances	---	---	---	---	---	---	---	---	---	-0,1	---	---	---	---	---	---
05 04 01 12 9981 201 Reconstitution and prevention of natural disasters, programme 1 - recoveries advances	---	---	---	---	---	---	---	---	---	---	---	---	---	---	---	---
05 04 01 12 9981 202 C1 Reconstitution and prevention of natural disasters, programme 2 - recoveries advances	---	---	---	---	-0,6	---	---	---	---	-0,0	---	---	---	---	---	---
05 04 01 12 9981 203 C1 Reconstitution and prevention of natural disasters, programme 3 - recoveries advances	---	---	---	---	---	---	---	---	-0,0	-0,1	---	---	---	---	---	---
05 04 01 12 9981 204 C1 Reconstitution and prevention of natural disasters, programme 4 - recoveries advances	---	---	---	---	---	---	---	---	-0,0	-0,0	---	---	---	---	---	---
05 04 01 12 9981 205 C1 Reconstitution and prevention of natural disasters, programme 5 - recoveries advances	---	---	---	---	---	---	---	---	---	-0,1	---	---	---	---	---	---
05 04 01 12 9981 206 C1 Reconstitution and prevention of natural disasters, programme 6 - recoveries advances	---	---	---	---	---	---	---	---	---	-0,0	---	---	---	---	---	---
05 04 01 12 9981 207 C1 Reconstitution and prevention of natural disasters, programme 7 - recoveries advances	---	---	---	---	---	---	---	---	-0,0	-0,0	---	---	---	---	---	---
05 04 01 12 9981 208 C1 Reconstitution and prevention of natural disasters, programme 8 - recoveries advances	---	---	---	---	---	---	---	---	---	-0,0	---	---	---	---	---	---
05 04 01 12 9981 209 C1 Reconstitution and prevention of natural disasters, programme 9 - recoveries advances	---	---	---	---	---	---	---	---	-0,0	-0,0	---	---	---	---	---	---
05 04 01 12 9981 210 Reconstitution and prevention of natural disasters, programme 10 - recoveries advances	---	---	---	---	---	---	---	---	---	---	---	---	---	---	---	---
05 04 01 12 9981 211 C1 Reconstitution and prevention of natural disasters, programme 11 - recoveries advances	---	---	---	---	---	---	---	---	---	-0,1	---	---	---	---	---	---
05 04 01 12 9981 212 Reconstitution and prevention of natural disasters, programme 12 - recoveries advances	---	---	---	---	---	---	---	---	---	---	---	---	---	---	---	---
05 04 01 12 9981 213 C1 Reconstitution and prevention of natural disasters, programme 13 - recoveries advances	---	---	---	---	---	---	---	---	---	-0,0	---	---	---	---	---	---























Poste		BE	BG	CZ	DK	DE	EE	IE	GR	ES	FR	IT	CY	LV	LT	LU	HU
17 04 03 02 3320 301	Emergency fund for veterinary complaints and other animal contaminations which are a risk to public health - completion of previous measures	---	---	---	---	---	---	---	---	---	---	---	---	---	---	---	---
17 04 03 02	Emergency fund for veterinary complaints and other animal contaminations which are a risk to public health — Completion of previous measures	---	---	---	---	---	---	---	---	---	---	---	---	---	---	---	---
17 04 03	C1 Emergency fund for veterinary complaints and other animal contaminations which are a risk to public health	---	---	---	---	---	---	---	---	---	---	---	---	---	---	---	---
17 04 04 01 0000 301	C1 Plant-health measures - new measures	---	---	---	---	---	---	---	---	---	---	---	---	---	---	---	---
17 04 04 01	C1 Plant-health measures — New measures	---	---	---	---	---	---	---	---	---	---	---	---	---	---	---	---
17 04 04 02 3330 301	Plant-health measures - completion of previous measures	---	---	---	---	---	---	---	---	---	---	---	---	---	---	---	---
17 04 04 02	Plant-health measures — Completion of previous measures	---	---	---	---	---	---	---	---	---	---	---	---	---	---	---	---
17 04 04	C1 Plant-health measures	---	---	---	---	---	---	---	---	---	---	---	---	---	---	---	---
17 04 05 00 3390 301	Other measures	---	---	---	---	---	---	---	---	---	---	---	---	---	---	---	---
17 04 05 00	Other measures	---	---	---	---	---	---	---	---	---	---	---	---	---	---	---	---
17 04 05	Other measures	---	---	---	---	---	---	---	---	---	---	---	---	---	---	---	---
17 04 07 01 0000 301	C1 Feed and food safety and related activities - new measures	---	---	---	---	---	---	---	---	---	---	---	---	---	---	---	---
17 04 07 01	C1 Feed and food safety and related activities — New measures	---	---	---	---	---	---	---	---	---	---	---	---	---	---	---	---
17 04 07 02 0000 301	Feed and food safety and related activities - completion of previous measures	---	---	---	---	---	---	---	---	---	---	---	---	---	---	---	---
17 04 07 02	Feed and food safety and related activities — Completion of previous measures	---	---	---	---	---	---	---	---	---	---	---	---	---	---	---	---
17 04 07	C1 Feed and food safety and related activities	---	---	---	---	---	---	---	---	---	---	---	---	---	---	---	---
<b>17 04</b>	<b>C1 Food safety, animal health, animal welfare and plant health</b>	---	---	---	---	---	---	---	---	---	---	---	---	---	---	---	---
<b>17</b>	<b>C1 Health and consumer protection</b>	---	---	---	---	---	---	---	---	---	---	---	---	---	---	---	---
<b>TOTAL DEPENSES</b>	<b>C1</b>	<b>769,2</b>	<b>0,2</b>	<b>351,6</b>	<b>1.083,5</b>	<b>5.646,2</b>	<b>38,4</b>	<b>1.319,8</b>	<b>2.681,0</b>	<b>5.874,5</b>	<b>9.171,7</b>	<b>4.804,1</b>	<b>27,5</b>	<b>54,8</b>	<b>168,2</b>	<b>36,8</b>	<b>473,2</b>
<b>TOTAL DEPENSES</b>	<b>C4</b>	<b>45,4</b>	---	---	---	---	---	<b>78,7</b>	<b>0,0</b>	<b>27,5</b>	<b>18,2</b>	<b>227,0</b>	---	---	---	---	---
<b>TOTAL DEPENSES</b>	<b>NA</b>	---	---	---	---	---	---	---	---	---	---	---	---	---	---	---	---
<b>TOTAL DEPENSES</b>		<b>814,6</b>	<b>0,2</b>	<b>351,6</b>	<b>1.083,5</b>	<b>5.646,2</b>	<b>38,4</b>	<b>1.398,5</b>	<b>2.681,0</b>	<b>5.902,0</b>	<b>9.189,9</b>	<b>5.031,1</b>	<b>27,5</b>	<b>54,8</b>	<b>168,2</b>	<b>36,8</b>	<b>473,2</b>

En Millions d'euros

23/01/2008 14:57

FEAGA

III Total FEAGA

Part I - Page 152 / 152

Poste	BE	BG	CZ	DK	DE	EE	IE	GR	ES	FR	IT	CY	LV	LT	LU	HU
<b>TOTAL FEAGA</b>	<b>736,2</b>	<b>0,2</b>	<b>310,6</b>	<b>1.040,1</b>	<b>5.259,3</b>	<b>37,9</b>	<b>1.387,8</b>	<b>2.374,1</b>	<b>5.693,0</b>	<b>8.859,7</b>	<b>4.607,2</b>	<b>26,9</b>	<b>49,6</b>	<b>159,3</b>	<b>35,6</b>	<b>435,4</b>

## ANNEX 7

### EXPENDITURE CHARGED AGAINST THE 2007 BUDGET ( PART II )

DETAILS by ITEM and by MEMBER STATE

MT	NL	AT	PL	PT	RO	SI	SK	FI	SE	GB	CE	TOTAL
----	----	----	----	----	----	----	----	----	----	----	----	-------

(152 pages)



Poste	MT	NL	AT	PL	PT	RO	SI	SK	FI	SE	GB	CE	TOTAL
67 03 00 00 2071 118 Additional levy - marketing year 01/02 - direct sales	---	---	---	---	---	---	---	---	---	---	---	---	---
67 03 00 00 2071 119 IC4 Additional levy - marketing year 02/03 - direct sales	---	-0,3	---	---	---	---	---	---	---	---	---	---	-0,307
67 03 00 00 2071 120 IC4 Additional levy - marketing year 03/04 - direct sales	---	---	---	---	---	---	---	---	---	---	-0,2	---	-2,326
67 03 00 00 2071 121 Additional levy - marketing year 94/95 - interest for delayed payments	---	---	---	---	---	---	---	---	---	---	---	---	---
67 03 00 00 2071 122 IC4 Additional levy - marketing year 95/96 - interest for delayed payments	---	---	---	---	---	---	---	---	---	---	-0,0	---	-0,001
67 03 00 00 2071 123 IC4 Additional levy - marketing year 96/97 - interest for delayed payments	---	---	---	---	---	---	---	---	---	---	-0,0	---	-0,001
67 03 00 00 2071 124 IC4 Additional levy - marketing year 97/98 - interest for delayed payments	---	---	---	---	---	---	---	---	---	---	-0,0	---	-0,001
67 03 00 00 2071 125 IC4 Additional levy - marketing year 98/99 - interest for delayed payments	---	---	---	---	---	---	---	---	---	---	-0,0	---	-0,001
67 03 00 00 2071 126 IC4 Additional levy - marketing year 99/00 - interest for delayed payments	---	---	---	---	---	---	---	---	---	---	-0,0	---	-0,007
67 03 00 00 2071 127 IC4 Additional levy - marketing year 00/01 - interest for delayed payments	---	---	---	---	---	---	---	---	---	---	---	---	-0,002
67 03 00 00 2071 128 IC4 Additional levy - marketing year 01/02 - interest for delayed payments	---	---	---	---	---	---	---	---	---	---	---	---	-0,004
67 03 00 00 2071 129 IC4 Additional levy - marketing year 02/03 - interest for delayed payments	---	-0,0	---	---	---	---	---	---	---	---	---	---	-0,010
67 03 00 00 2071 140 IC4 Additional levy - marketing year 04/05 - deliveries	---	-0,0	-0,0	---	---	---	---	---	---	---	---	---	0,542
67 03 00 00 2071 141 IC4 Additional levy - marketing year 05/06 - deliveries	---	---	-22,7	-63,4	-0,1	---	---	---	---	---	---	---	-353,222
67 03 00 00 2071 142 Additional levy - marketing year 06/07 - deliveries	---	---	---	---	---	---	---	---	---	---	---	---	---
67 03 00 00 2071 143 Additional levy - marketing year 07/08 - deliveries	---	---	---	---	---	---	---	---	---	---	---	---	---
67 03 00 00 2071 150 IC4 Additional levy - marketing year 04/05 - direct sales	---	-0,0	---	---	---	---	---	---	---	---	-0,0	---	-2,529
67 03 00 00 2071 151 IC4 Additional levy - marketing year 05/06 - direct sales	---	-0,2	---	---	---	---	---	---	---	---	---	---	-0,241
67 03 00 00 2071 152 Additional levy - marketing year 06/07 - direct sales	---	---	---	---	---	---	---	---	---	---	---	---	---
67 03 00 00 2071 153 Additional levy - marketing year 07/08 - direct sales	---	---	---	---	---	---	---	---	---	---	---	---	---
67 03 00 00 2071 200 Milk quotas - Art.26(2), R.595/04	---	---	---	---	---	---	---	---	---	---	---	---	---
67 03 00 00 2071 499 Disputed claims excluded in the closure of accounts	---	---	---	---	---	---	---	---	---	---	---	---	---
6 7 0 3 IC4 Superlevy from milk producers – Assigned revenue	---	-0,6	-22,7	-63,4	-0,1	---	---	---	---	---	-0,2	---	-362,665
6 7 0 IC4 Revenue concerning EAGF	-0,0	-46,7	-25,4	-63,7	-12,8	---	-0,0	-0,0	-1,4	-3,6	-21,7	---	-1.160,702
<b>6 7 IC4 REVENUE CONCERNING EAGF and EAFRD</b>	<b>-0,0</b>	<b>-46,7</b>	<b>-25,4</b>	<b>-63,7</b>	<b>-12,8</b>	---	<b>-0,0</b>	<b>-0,0</b>	<b>-1,4</b>	<b>-3,6</b>	<b>-21,7</b>	---	<b>-1.160,702</b>
68 01 00 00 0000 001 IC4 Temporary restructuring amount - marketing year 06/07 - 60% - R.320/06, Art.11	---	-66,9	-30,8	-135,6	-3,1	---	-4,0	-17,9	-11,6	-24,7	-93,9	---	-1.287,215
6 8 0 1 IC4 Temporary restructuring amounts – Assigned revenue	---	-66,9	-30,8	-135,6	-3,1	---	-4,0	-17,9	-11,6	-24,7	-93,9	---	-1.287,215
68 02 00 00 0000 001 Amounts paid and recovered - cases of fraud or irregularities - Art.32(2), R.1290/05 - 80%	---	---	---	---	---	---	---	---	---	---	---	---	---
68 02 00 00 0000 002 Amounts paid and recovered - cases of fraud or irregularities - multiannual sanctions, other recoveries	---	---	---	---	---	---	---	---	---	---	---	---	---
6 8 0 2 Irregularities concerning the temporary restructuring fund – Assigned revenue	---	---	---	---	---	---	---	---	---	---	---	---	---
6 8 0 IC4 Temporary restructuring amounts	---	-66,9	-30,8	-135,6	-3,1	---	-4,0	-17,9	-11,6	-24,7	-93,9	---	-1.287,215

Poste	MT	NL	AT	PL	PT	RO	SI	SK	FI	SE	GB	CE	TOTAL	
<b>6 8</b>	IC4 TEMPORARY RESTRUCTURING AMOUNTS	---	-66,9	-30,8	-135,6	-3,1	---	-4,0	-17,9	-11,6	-24,7	-93,9	---	-1.287,215
<b>6</b>	IC4 CONTRIBUTIONS AND REFUNDS IN CONNECTION WITH COMMUNITY AGREEMENTS AND PROGRAMMES	-0,0	-113,6	-56,2	-199,3	-15,9	---	-4,0	-17,9	-13,0	-28,3	-115,6	---	-2.447,917
<b>TOTAL RA</b>	IC4	-0,0	-113,6	-56,2	-199,3	-15,9	---	-4,0	-17,9	-13,0	-28,3	-115,6	---	-2.447,917

















En Millions d'euros

23/01/2008 15:01

Part II - Page 11 / 152

FEAGA

II Dépenses

Poste		MT	NL	AT	PL	PT	RO	SI	SK	FI	SE	GB	CE	TOTAL
05 02 05 01	C1 Export refunds for sugar and isoglucose	---	17,1	2,3	55,6	4,4	---	0,1	3,8	4,7	5,4	70,4	---	509,342
05 02 05 01	NA Export refunds for sugar and isoglucose	---	---	---	---	---	---	---	---	---	---	---	---	---
05 02 05 01	Export refunds for sugar and isoglucose	---	17,1	2,3	55,6	4,4	---	0,1	3,8	4,7	5,4	70,4	---	509,342
05 02 05 03 1112 012	C1 Production refunds on sugar used in the chemical industry marketing year 04/05 and earlier	---	---	0,0	---	---	---	---	---	---	0,0	0,0	---	1,984
05 02 05 03 1112 013	C1 Production refunds on sugar used in the chemical industry marketing year 05/06	---	0,9	2,2	0,2	0,0	---	0,1	---	0,5	0,0	1,8	---	19,704
05 02 05 03 1112 014	C1 Production refunds on sugar used in the chemical industry marketing year 06/07 - R.318/06, Art.13(3)	---	---	---	---	---	---	---	---	---	---	---	---	2,304
05 02 05 03 1112 015	C1 Production refunds on sugar used in the chemical industry marketing year 07/08 - R.1260/01, Art.7(3); R.318/06, Art.13(3)	---	---	---	---	---	---	---	---	---	---	---	---	0,006
05 02 05 03	C1 Production refunds for sugar used in the chemical industry	---	0,9	2,2	0,2	0,0	---	0,1	---	0,5	0,0	1,9	---	23,998
05 02 05 04 1113 001	C1 Aid for French overseas departments raw sugar - Art.7 (4), R.1260/01	---	---	---	---	---	---	---	---	---	---	---	---	4,041
05 02 05 04 1113 001	NA Aid for French overseas departments raw sugar - Art.7 (4), R.1260/01	---	---	---	---	---	---	---	---	---	---	---	---	---
05 02 05 04 1113 001	Aid for French overseas departments raw sugar - Art.7 (4), R.1260/01	---	---	---	---	---	---	---	---	---	---	---	---	4,041
05 02 05 04	C1 Measures to aid the disposal of raw sugar	---	---	---	---	---	---	---	---	---	---	---	---	4,041
05 02 05 04	NA Measures to aid the disposal of raw sugar	---	---	---	---	---	---	---	---	---	---	---	---	---
05 02 05 04	Measures to aid the disposal of raw sugar	---	---	---	---	---	---	---	---	---	---	---	---	4,041
05 02 05 07 1119 012	C1 Adjustment aid - refining raw sugar - R.1260/01, Art.38	---	---	---	---	1,1	---	---	---	---	---	2,6	---	5,135
05 02 05 07 1119 012	NA Adjustment aid - refining raw sugar - R.1260/01, Art.38	---	---	---	---	---	---	---	---	---	---	---	---	---
05 02 05 07 1119 012	Adjustment aid - refining raw sugar - R.1260/01, Art.38	---	---	---	---	1,1	---	---	---	---	---	2,6	---	5,135
05 02 05 07	C1 Adjustment aid for the refinery industry	---	---	---	---	1,1	---	---	---	---	---	2,6	---	5,135
05 02 05 07	NA Adjustment aid for the refinery industry	---	---	---	---	---	---	---	---	---	---	---	---	---
05 02 05 07	Adjustment aid for the refinery industry	---	---	---	---	1,1	---	---	---	---	---	2,6	---	5,135
05 02 05 08 0000 001	C1 Technical costs of public storage - white sugar - R.318/06, Art.18(2)&(3)	---	---	---	0,8	---	---	0,1	0,6	---	---	---	---	18,887
05 02 05 08 0000 001	NA Technical costs of public storage - white sugar - R.318/06, Art.18(2)&(3)	---	---	---	---	---	---	---	---	---	---	---	---	---
05 02 05 08 0000 001	Technical costs of public storage - white sugar - R.318/06, Art.18(2)&(3)	---	---	---	0,8	---	---	0,1	0,6	---	---	---	---	18,887
05 02 05 08 0000 002	C1 Financial costs of public storage - white sugar - R.318/06, Art.18(2)&(3)	---	---	---	0,1	---	---	0,0	0,5	---	---	---	---	9,288
05 02 05 08 0000 002	NA Financial costs of public storage - white sugar - R.318/06, Art.18(2)&(3)	---	---	---	---	---	---	---	---	---	---	---	---	---
05 02 05 08 0000 002	Financial costs of public storage - white sugar - R.318/06, Art.18(2)&(3)	---	---	---	0,1	---	---	0,0	0,5	---	---	---	---	9,288
05 02 05 08 0000 003	C1 Other public storage costs - white sugar - R.318/06, Art.18(2)&(3)	---	---	---	-7,2	-0,7	---	-1,5	---	---	---	---	---	-118,841
05 02 05 08 0000 003	NA Other public storage costs - white sugar - R.318/06, Art.18(2)&(3)	---	---	---	---	---	---	---	---	---	---	---	---	---
05 02 05 08 0000 003	Other public storage costs - white sugar - R.318/06, Art.18(2)&(3)	---	---	---	-7,2	-0,7	---	-1,5	---	---	---	---	---	-118,841
05 02 05 08 0000 004	Depreciation on purchase - white sugar - R.318/06, Art.18(2)&(3)	---	---	---	---	---	---	---	---	---	---	---	---	---
05 02 05 08 0000 005	C1 Complementary depreciation - white sugar - R.318/06, Art.18(2)&(3)	---	---	---	---	---	---	---	2,0	---	---	---	---	3,005







En Millions d'euros

23/01/2008 15:01

Part II - Page 14 / 152

FEAGA

II Dépenses

Poste	MT	NL	AT	PL	PT	RO	SI	SK	FI	SE	GB	CE	TOTAL
05 02 07 01 1401 025 C1 Processing aid - long flax fibre - supplementary aid - R.1673/00, Art.4 - marketing year 05/06	---	0,0	---	---	---	---	---	---	---	---	---	---	1,464
05 02 07 01 1401 026 C1 Processing aid - long flax fibre - supplementary aid - R.1673/00, Art.4 - marketing year 06/07	---	0,6	---	---	---	---	---	---	---	---	---	---	0,559
05 02 07 01 1403 003 Processing aid - short flax fibres and hemp fibres - marketing year 03/04 and earlier	---	---	---	---	---	---	---	---	---	---	---	---	---
05 02 07 01 1403 004 C1 Processing aid - short flax fibres and hemp fibres - marketing year 04/05	---	---	---	---	---	---	---	---	---	---	---	---	-0,000
05 02 07 01 1403 005 C1 Processing aid - short flax fibres - R.1673/00, Art.2 3b) - marketing year 05/06	---	0,0	0,0	0,0	---	---	---	---	0,0	---	---	---	0,462
05 02 07 01 1403 006 C1 Processing aid - short flax fibres - R.1673/00, Art.2 3b) - marketing year 06/07	---	0,2	---	---	---	---	---	---	---	---	---	---	0,222
05 02 07 01 1403 023 C1 Processing aid - hemp fibres - marketing year 03/04 and earlier	---	-0,1	---	---	---	---	---	---	---	---	---	---	-0,104
05 02 07 01 1403 024 C1 Processing aid - hemp fibres - marketing year 04/05	---	0,1	---	---	---	---	---	---	---	---	---	---	0,086
05 02 07 01 1403 025 C1 Processing aid - hemp fibres - R.1673/00, Art.2 3b) - marketing year 05/06	---	0,0	0,0	0,0	---	---	---	---	---	---	0,1	---	1,269
05 02 07 01 1403 026 C1 Processing aid - hemp fibres - R.1673/00, Art.2 3b) - marketing year 06/07	---	---	---	---	---	---	---	---	---	---	---	---	0,099
05 02 07 01 1409 001 C1 Other interventions - R.1308/70, Art.4&5	---	---	---	---	---	---	---	---	---	---	---	---	0,562
05 02 07 01 C1 Aid for fibre flax and hemp	---	1,5	0,0	0,2	---	---	---	---	0,0	---	0,1	---	19,887
05 02 07 02 1410 007 C1 Advances - R.1051/01 - marketing year 03/04 and earlier	---	---	---	---	---	---	---	---	---	---	---	---	0,150
05 02 07 02 1410 007 NA Advances - R.1051/01 - marketing year 03/04 and earlier	---	---	---	---	---	---	---	---	---	---	---	---	---
05 02 07 02 1410 007 Advances - R.1051/01 - marketing year 03/04 and earlier	---	---	---	---	---	---	---	---	---	---	---	---	0,150
05 02 07 02 1410 008 Advances - R.1051/01 - marketing year 04/05	---	---	---	---	---	---	---	---	---	---	---	---	---
05 02 07 02 1410 009 Advances - R.1051/01 - marketing year 05/06	---	---	---	---	---	---	---	---	---	---	---	---	---
05 02 07 02 1410 017 Balance - R.1051/01 - marketing year 03/04 and earlier	---	---	---	---	---	---	---	---	---	---	---	---	---
05 02 07 02 1410 018 C1 Balance - R.1051/01 - marketing year 04/05	---	---	---	---	---	---	---	---	---	---	---	---	0,011
05 02 07 02 1410 018 NA Balance - R.1051/01 - marketing year 04/05	---	---	---	---	---	---	---	---	---	---	---	---	---
05 02 07 02 1410 018 Balance - R.1051/01 - marketing year 04/05	---	---	---	---	---	---	---	---	---	---	---	---	0,011
05 02 07 02 1410 019 Balance - R.1051/01 - marketing year 05/06	---	---	---	---	---	---	---	---	---	---	---	---	---
05 02 07 02 C1 Aid for cotton	---	---	---	---	---	---	---	---	---	---	---	---	0,161
05 02 07 02 NA Aid for cotton	---	---	---	---	---	---	---	---	---	---	---	---	---
05 02 07 02 Aid for cotton	---	---	---	---	---	---	---	---	---	---	---	---	0,161
05 02 07 C1 Textile plants	---	1,5	0,0	0,2	---	---	---	---	0,0	---	0,1	---	20,048
05 02 07 NA Textile plants	---	---	---	---	---	---	---	---	---	---	---	---	---
05 02 07 Textile plants	---	1,5	0,0	0,2	---	---	---	---	0,0	---	0,1	---	20,048
05 02 08 01 1500 001 C1 Export refunds - fresh fruits & vegetables	---	0,0	---	2,1	---	---	0,2	0,0	---	0,0	0,0	---	14,582
05 02 08 01 1510 001 C1 Export refunds - processed fruits and vegetables	0,0	0,3	---	---	0,1	---	---	---	---	---	0,0	---	7,162
05 02 08 01 C1 Export refunds for fruit and vegetables	0,0	0,3	---	2,1	0,1	---	0,2	0,0	---	0,0	0,0	---	21,744



































En Millions d'euros

23/01/2008 15:01

Part II - Page 30 / 152

FEAGA

II Dépenses

Poste		MT	NL	AT	PL	PT	RO	SI	SK	FI	SE	GB	CE	TOTAL
05 02 10 01 3800 165	Milk products - R.94/02 - decision C(03)5257 - 2nd part - contract 1	---	---	---	---	---	---	---	---	---	---	---	---	1,245
05 02 10 01 3800 166	Milk products - R.94/02 - decision C(03)5257 - 2nd part - contract 2	---	---	---	---	---	---	---	---	---	---	---	---	---
05 02 10 01 3800 167	Milk products - R.94/02 - decision C(03)5257 - 2nd part - contract 3	---	---	---	---	---	---	---	---	---	---	---	---	---
05 02 10 01 3800 168	C1 Milk products - R.94/02 - decision C(04)2000 - 1st part - contract 1	---	---	---	---	---	---	---	---	---	---	---	---	0,097
05 02 10 01 3800 169	C1 Milk products - R.94/02 - decision C(04)5360 - 2nd part - contract 1	---	---	---	---	---	---	---	---	---	---	0,8	---	2,431
05 02 10 01 3800 170	C1 Milk products - R.94/02 - decision C(05)1767 - 1st part - contract 1	---	---	---	---	---	---	---	---	0,2	---	0,0	---	0,702
05 02 10 01 3800 170	NA Milk products - R.94/02 - decision C(05)1767 - 1st part - contract 1	---	---	---	---	---	---	---	---	---	---	---	---	---
05 02 10 01 3800 170	Milk products - R.94/02 - decision C(05)1767 - 1st part - contract 1	---	---	---	---	---	---	---	---	0,2	---	0,0	---	0,702
05 02 10 01 3800 171	C1 Milk products - R.94/02 - decision C(05)1767 - 1st part - contract 2	---	---	---	---	---	---	---	---	---	---	0,4	---	0,486
05 02 10 01 3800 172	C1 Milk products - R.94/02 - decision C(05)1767 - 1st part - contract 3	---	---	---	---	---	---	---	---	---	---	---	---	0,622
05 02 10 01 3800 172	NA Milk products - R.94/02 - decision C(05)1767 - 1st part - contract 3	---	---	---	---	---	---	---	---	---	---	---	---	---
05 02 10 01 3800 172	Milk products - R.94/02 - decision C(05)1767 - 1st part - contract 3	---	---	---	---	---	---	---	---	---	---	---	---	0,622
05 02 10 01 3800 173	C1 Milk products (R.1071/05) - decision C(06)6 - SE - programme 1	---	---	---	---	---	---	---	---	---	0,1	---	---	0,123
05 02 10 01 3800 173	NA Milk products (R.1071/05) - decision C(06)6 - SE - programme 1	---	---	---	---	---	---	---	---	---	---	---	---	---
05 02 10 01 3800 173	Milk products (R.1071/05) - decision C(06)6 - SE - programme 1	---	---	---	---	---	---	---	---	---	0,1	---	---	0,123
05 02 10 01 3800 174	C1 Milk products - R.1071/05 - decision C(06)3079 - EL - programme 1	---	---	---	---	---	---	---	---	---	---	---	---	0,081
05 02 10 01 3800 175	C1 Milk products - R.1071/05 - decision C(06)3079 - FI - programme 1	---	---	---	---	---	---	---	---	0,1	---	---	---	0,058
05 02 10 01 3800 176	C1 Milk products - R.1071/05 - decision C(06)3079 - DE - programme 2	---	---	---	---	---	---	---	---	---	---	---	---	0,800
05 02 10 01 3800 177	Milk products - R.1071/05 - decision C(06)3079 - LV - programme 2	---	---	---	---	---	---	---	---	---	---	---	---	---
05 02 10 01 3800 178	C1 Milk products - R.1071/05 - decision C(06)3079 - PT - programme 2	---	---	---	---	0,0	---	---	---	---	---	---	---	0,000
05 02 10 01 3800 230	C1 Meat products (R.1071/05) - decision C(06)6 - DE - programme 3	---	---	---	---	---	---	---	---	---	---	---	---	1,479
05 02 10 01 3800 231	C1 Meat products (R.1071/05) - decision C(06)6 - FR - programme 2	---	---	---	---	---	---	---	---	---	---	---	---	0,388
05 02 10 01 3800 231	NA Meat products (R.1071/05) - decision C(06)6 - FR - programme 2	---	---	---	---	---	---	---	---	---	---	---	---	---
05 02 10 01 3800 231	Meat products (R.1071/05) - decision C(06)6 - FR - programme 2	---	---	---	---	---	---	---	---	---	---	---	---	0,388
05 02 10 01 3800 232	C1 Meat products (R.1071/05) - decision C(06)6 - UK - programme 1	---	---	---	---	---	---	---	---	---	---	0,4	---	0,394
05 02 10 01 3800 232	NA Meat products (R.1071/05) - decision C(06)6 - UK - programme 1	---	---	---	---	---	---	---	---	---	---	---	---	---
05 02 10 01 3800 232	Meat products (R.1071/05) - decision C(06)6 - UK - programme 1	---	---	---	---	---	---	---	---	---	---	0,4	---	0,394
05 02 10 01 3800 233	C1 Meat products (R.1071/05) - decision C(06)6 - UK - programme 2	---	---	---	---	---	---	---	---	---	---	0,1	---	0,146
05 02 10 01 3800 234	C1 Meat products - R.1071/05 - decision C(06)3079 - AT - programme 1	---	---	0,4	---	---	---	---	---	---	---	---	---	0,360
05 02 10 01 3800 235	Meat products - R.1071/05 - decision C(06)3079 - PL - programme 1	---	---	---	---	---	---	---	---	---	---	---	---	---
05 02 10 01 3800 236	C1 Meat products - R.1071/05 - decision C(06)3079 - FI - programme 2	---	---	---	---	---	---	---	---	0,1	---	---	---	0,095







En Millions d'euros

23/01/2008 15:01

Part II - Page 34 / 152

FEAGA

II Dépenses

Poste		MT	NL	AT	PL	PT	RO	SI	SK	FI	SE	GB	CE	TOTAL
05 02 10 01 3800 346	Fresh fruits & vegetables - multinat. contract - R.94/02 - decision C(04)5360 - 2nd part - contract 1	---	---	---	---	---	---	---	---	---	---	---	---	0,279
05 02 10 01 3800 347	C1 Fruits & vegetables (R.1071/05) - decision C(06)6 - multinat. contract - BE, FR, NL - programme 1	---	0,1	---	---	---	---	---	---	---	---	---	---	0,912
05 02 10 01 3800 347	NA Fruits & vegetables (R.1071/05) - decision C(06)6 - multinat. contract - BE, FR, NL - programme 1	---	---	---	---	---	---	---	---	---	---	---	---	---
05 02 10 01 3800 347	Fruits & vegetables (R.1071/05) - decision C(06)6 - multinat. contract - BE, FR, NL - programme 1	---	0,1	---	---	---	---	---	---	---	---	---	---	0,912
05 02 10 01 3800 348	C1 Fruits & vegetables (R.1071/05) - decision C(06)6 - multinat. contract - CY, EL - programme 2	---	---	---	---	---	---	---	---	---	---	---	---	0,446
05 02 10 01 3800 348	NA Fruits & vegetables (R.1071/05) - decision C(06)6 - multinat. contract - CY, EL - programme 2	---	---	---	---	---	---	---	---	---	---	---	---	---
05 02 10 01 3800 348	Fruits & vegetables (R.1071/05) - decision C(06)6 - multinat. contract - CY, EL - programme 2	---	---	---	---	---	---	---	---	---	---	---	---	0,446
05 02 10 01 3800 349	C1 Fruits & vegetables (R.1071/05) - decision C(06)6 - BE - programme 1	---	---	---	---	---	---	---	---	---	---	---	---	0,121
05 02 10 01 3800 350	C1 Fruits & vegetables (R.1071/05) - decision C(06)6 - IT - programme 2	---	---	---	---	---	---	---	---	---	---	---	---	0,425
05 02 10 01 3800 350	NA Fruits & vegetables (R.1071/05) - decision C(06)6 - IT - programme 2	---	---	---	---	---	---	---	---	---	---	---	---	---
05 02 10 01 3800 350	Fruits & vegetables (R.1071/05) - decision C(06)6 - IT - programme 2	---	---	---	---	---	---	---	---	---	---	---	---	0,425
05 02 10 01 3800 351	C1 Fruits & vegetables (R.1071/05) - decision C(06)6 - AT - programme 1	---	---	0,5	---	---	---	---	---	---	---	---	---	0,509
05 02 10 01 3800 352	C1 Fruits & vegetables (R.1071/05) - decision C(06)6 - PL - programme 1	---	---	---	0,1	---	---	---	---	---	---	---	---	0,077
05 02 10 01 3800 352	NA Fruits & vegetables (R.1071/05) - decision C(06)6 - PL - programme 1	---	---	---	---	---	---	---	---	---	---	---	---	---
05 02 10 01 3800 352	Fruits & vegetables (R.1071/05) - decision C(06)6 - PL - programme 1	---	---	---	0,1	---	---	---	---	---	---	---	---	0,077
05 02 10 01 3800 353	Fruits & vegetables - R.1071/05 - decision C(06)3079 - DK - programme 1	---	---	---	---	---	---	---	---	---	---	---	---	---
05 02 10 01 3800 354	C1 Fruits & vegetables - R.1071/05 - decision C(06)3079 - NL - programme 2	---	0,1	---	---	---	---	---	---	---	---	---	---	0,104
05 02 10 01 3800 354	NA Fruits & vegetables - R.1071/05 - decision C(06)3079 - NL - programme 2	---	---	---	---	---	---	---	---	---	---	---	---	---
05 02 10 01 3800 354	Fruits & vegetables - R.1071/05 - decision C(06)3079 - NL - programme 2	---	0,1	---	---	---	---	---	---	---	---	---	---	0,104
05 02 10 01 3800 355	Fruits & vegetables - R.1071/05 - decision C(06)3079 - LV - programme 3	---	---	---	---	---	---	---	---	---	---	---	---	---
05 02 10 01 3800 356	C1 Fruits & vegetables - R.1071/05 - decision C(06)3079 - multinat. contract - BE, FR, NL - programme 1	---	0,1	---	---	---	---	---	---	---	---	---	---	0,447
05 02 10 01 3800 360	C1 Multi products - R.94/02 - decision C(03)5257 - 2nd part - contract 1	---	---	---	---	---	---	---	---	---	---	---	---	0,001
05 02 10 01 3800 361	Multi products - multinat. contract - R.94/02 - decision C(05)1767 - 1st part - contract 1	---	---	---	---	---	---	---	---	---	---	---	---	---
05 02 10 01 3800 362	C1 Multi products (R.1071/05) - decision C(06)6 - IT - programme 1	---	---	---	---	---	---	---	---	---	---	---	---	0,165
05 02 10 01 3800 362	NA Multi products (R.1071/05) - decision C(06)6 - IT - programme 1	---	---	---	---	---	---	---	---	---	---	---	---	---
05 02 10 01 3800 362	Multi products (R.1071/05) - decision C(06)6 - IT - programme 1	---	---	---	---	---	---	---	---	---	---	---	---	0,165
05 02 10 01 3800 380	C1 Eggs - R.94/02 - decision C(04)2000 - 1st part - contract 1	---	---	---	---	---	---	---	---	---	---	---	---	0,013
05 02 10 01 3800 382	C1 Eggs - R.94/02 - decision C(04)2000 - 1st part - contract 3	---	---	---	---	---	---	---	---	---	---	---	---	0,109
05 02 10 01 3800 382	NA Eggs - R.94/02 - decision C(04)2000 - 1st part - contract 3	---	---	---	---	---	---	---	---	---	---	---	---	---
05 02 10 01 3800 382	Eggs - R.94/02 - decision C(04)2000 - 1st part - contract 3	---	---	---	---	---	---	---	---	---	---	---	---	0,109
05 02 10 01 3800 383	C1 Eggs - R.94/02 - decision C(04)5360 - 2nd part - contract 1	---	0,1	---	---	---	---	---	---	---	0,0	---	---	0,836





























En Millions d'euros

23/01/2008 15:01

Part II - Page 47 / 152

FEAGA

II Dépenses

Poste		MT	NL	AT	PL	PT	RO	SI	SK	FI	SE	GB	CE	TOTAL
05 02 11 04 3230 020	Aegean islands - supply arrangements - flour - R.1405/06, chapter II - calendar year 2007	---	---	---	---	---	---	---	---	---	---	---	---	---
05 02 11 04 3230 030	Aegean islands - supply arrangements - livestock products	---	---	---	---	---	---	---	---	---	---	---	---	---
05 02 11 04 3231 001	Aegean islands - others - plant products	---	---	---	---	---	---	---	---	---	---	---	---	---
05 02 11 04 3231 011	Aegean islands - livestock products - others	---	---	---	---	---	---	---	---	---	---	---	---	---
05 02 11 04 3250 001	Subsidies - deliveries to Reunion - rice - R.3072/95, Art.10; R.1785/03, Art.5	---	---	---	---	---	---	---	---	---	---	---	---	---
05 02 11 04	C1 POSEI (excluding direct aids and FISH 11 02 03)	---	---	---	---	15,2	---	---	---	---	---	---	---	201,226
05 02 11 05 1751 001	C1 Payments - 2003 - R.2075/92, Art.13&14 - decision 2003/161/EC & 2003/486/EC	---	---	---	---	---	---	---	---	---	---	---	---	0,484
05 02 11 05 1751 002	C1 Payments - 2004 - R.2075/92, Art.13&14 - decision 2004/148/EC & 2004/543/EC	---	---	0,0	---	---	---	---	---	---	---	---	---	0,574
05 02 11 05 1751 003	C1 Payments - 2005 - R.2075/92, Art.13&14 - decision 2005/129/EC & 2005/397/EC	---	---	---	---	0,2	---	---	---	---	---	---	---	2,921
05 02 11 05 1751 004	C1 Payments - 2006 - R.2075/92, Art.13&14 - decision 2006/134/EC & 2006/472/EC	---	---	---	---	---	---	---	---	---	---	---	---	3,621
05 02 11 05	C1 Community fund for tobacco (excluding SANCO 17 03 02)	---	---	0,0	---	0,2	---	---	---	---	---	---	---	7,599
05 02 11 99 0000 006	C1 Others	---	---	---	---	---	---	---	---	---	---	---	---	0,003
05 02 11 99 0000 006	NA Others	---	---	---	---	---	---	---	---	---	---	---	---	---
05 02 11 99 0000 006	Others	---	---	---	---	---	---	---	---	---	---	---	---	0,003
05 02 11 99 1710 053	C1 Quota buy-back - Art.14, R.2075/92 - crop 2002	---	---	0,0	---	0,0	---	---	---	---	---	---	---	0,156
05 02 11 99 1710 053	NA Quota buy-back - Art.14, R.2075/92 - crop 2002	---	---	---	---	---	---	---	---	---	---	---	---	---
05 02 11 99 1710 053	Quota buy-back - Art.14, R.2075/92 - crop 2002	---	---	0,0	---	0,0	---	---	---	---	---	---	---	0,156
05 02 11 99 1710 054	C1 Quota buy-back - Art.14, R.2075/92 - crop 2003	---	---	---	---	0,0	---	---	---	---	---	---	---	0,309
05 02 11 99 1710 054	NA Quota buy-back - Art.14, R.2075/92 - crop 2003	---	---	---	---	---	---	---	---	---	---	---	---	---
05 02 11 99 1710 054	Quota buy-back - Art.14, R.2075/92 - crop 2003	---	---	---	---	0,0	---	---	---	---	---	---	---	0,309
05 02 11 99 1710 055	Quota buy-back - Art.14, R.2075/92 - crop 2004	---	---	---	---	---	---	---	---	---	---	---	---	---
05 02 11 99 1790 100	C1 Others	---	---	---	---	0,0	---	---	---	---	---	---	---	0,046
05 02 11 99 1790 100	NA Others	---	---	---	---	---	---	---	---	---	---	---	---	---
05 02 11 99 1790 100	Others	---	---	---	---	0,0	---	---	---	---	---	---	---	0,046
05 02 11 99	C1 Other measures (other plant products/measures)	---	---	0,0	---	0,0	---	---	---	---	---	---	---	0,514
05 02 11 99	NA Other measures (other plant products/measures)	---	---	---	---	---	---	---	---	---	---	---	---	---
05 02 11 99	Other measures (other plant products/measures)	---	---	0,0	---	0,0	---	---	---	---	---	---	---	0,514
05 02 11	C1 Other plant products/measures	---	5,1	0,1	0,2	15,5	---	---	0,1	0,0	0,2	1,3	---	363,461
05 02 11	NA Other plant products/measures	---	---	---	---	---	---	---	---	---	---	---	---	---
05 02 11	Other plant products/measures	---	5,1	0,1	0,2	15,5	---	---	0,1	0,0	0,2	1,3	---	363,461
05 02 12 01 2000 010	C1 Refunds - butter - marketing year 04/05 and earlier	---	-0,0	-0,0	---	0,0	---	0,1	---	0,0	0,1	-0,0	---	0,441

En Millions d'euros

23/01/2008 15:01

Part II - Page 48 / 152

FEAGA

II Dépenses

Poste	MT	NL	AT	PL	PT	RO	SI	SK	FI	SE	GB	CE	TOTAL
05 02 12 01 2000 010 NA Refunds - butter - marketing year 04/05 and earlier	---	---	---	---	---	---	---	---	---	---	---	---	---
05 02 12 01 2000 010 Refunds - butter - marketing year 04/05 and earlier	---	-0,0	-0,0	---	0,0	---	0,1	---	0,0	0,1	-0,0	---	0,441
05 02 12 01 2000 011 C1 Refunds - butter - marketing year 05/06	---	1,9	0,1	2,2	0,1	---	0,0	---	0,4	2,4	2,6	---	23,778
05 02 12 01 2000 011 NA Refunds - butter - marketing year 05/06	---	---	---	---	---	---	---	---	---	---	---	---	---
05 02 12 01 2000 011 Refunds - butter - marketing year 05/06	---	1,9	0,1	2,2	0,1	---	0,0	---	0,4	2,4	2,6	---	23,778
05 02 12 01 2000 012 C1 Refunds - butter - marketing year 06/07	---	44,4	1,0	11,4	1,1	---	0,3	0,2	19,3	3,5	7,2	---	168,107
05 02 12 01 2000 012 NA Refunds - butter - marketing year 06/07	---	---	---	---	---	---	---	---	---	---	---	---	---
05 02 12 01 2000 012 Refunds - butter - marketing year 06/07	---	44,4	1,0	11,4	1,1	---	0,3	0,2	19,3	3,5	7,2	---	168,107
05 02 12 01 2000 013 C1 Refunds - butter - marketing year 07/08 - R.1255/99, Art.31	---	---	---	0,0	---	---	---	---	---	---	---	---	0,011
05 02 12 01 2000 013 NA Refunds - butter - marketing year 07/08 - R.1255/99, Art.31	---	---	---	---	---	---	---	---	---	---	---	---	---
05 02 12 01 2000 013 Refunds - butter - marketing year 07/08 - R.1255/99, Art.31	---	---	---	0,0	---	---	---	---	---	---	---	---	0,011
05 02 12 01 2000 020 C1 Refunds - butter oil - marketing year 04/05 and earlier	---	---	---	---	---	---	---	---	---	---	---	---	0,102
05 02 12 01 2000 021 C1 Refunds - butter oil - marketing year 05/06	---	0,2	---	---	---	---	---	---	---	0,2	---	---	1,699
05 02 12 01 2000 021 NA Refunds - butter oil - marketing year 05/06	---	---	---	---	---	---	---	---	---	---	---	---	---
05 02 12 01 2000 021 Refunds - butter oil - marketing year 05/06	---	0,2	---	---	---	---	---	---	---	0,2	---	---	1,699
05 02 12 01 2000 022 C1 Refunds - butter oil - marketing year 06/07	---	18,2	---	---	---	---	---	---	---	1,0	---	---	49,688
05 02 12 01 2000 022 NA Refunds - butter oil - marketing year 06/07	---	---	---	---	---	---	---	---	---	---	---	---	---
05 02 12 01 2000 022 Refunds - butter oil - marketing year 06/07	---	18,2	---	---	---	---	---	---	---	1,0	---	---	49,688
05 02 12 01 2000 023 Refunds - butter oil - marketing year 07/08 - R.1255/99, Art.31	---	---	---	---	---	---	---	---	---	---	---	---	---
05 02 12 01 2001 010 C1 Refunds - skimmed-milk powder - marketing year 04/05 and earlier	---	---	---	0,0	---	---	---	---	---	---	---	---	0,106
05 02 12 01 2001 011 C1 Refunds - skimmed-milk powder - marketing year 05/06	---	0,0	0,0	0,0	0,0	---	0,0	---	0,0	0,0	---	---	0,184
05 02 12 01 2001 011 NA Refunds - skimmed-milk powder - marketing year 05/06	---	---	---	---	---	---	---	---	---	---	---	---	---
05 02 12 01 2001 011 Refunds - skimmed-milk powder - marketing year 05/06	---	0,0	0,0	0,0	0,0	---	0,0	---	0,0	0,0	---	---	0,184
05 02 12 01 2001 012 C1 Refunds - skimmed-milk powder - marketing year 06/07	---	---	---	---	---	---	---	0,0	---	---	---	---	0,023
05 02 12 01 2001 012 NA Refunds - skimmed-milk powder - marketing year 06/07	---	---	---	---	---	---	---	---	---	---	---	---	---
05 02 12 01 2001 012 Refunds - skimmed-milk powder - marketing year 06/07	---	---	---	---	---	---	---	0,0	---	---	---	---	0,023
05 02 12 01 2001 013 Refunds - skimmed-milk powder - marketing year 07/08 - R.1255/99, Art.31	---	---	---	---	---	---	---	---	---	---	---	---	---
05 02 12 01 2002 010 C1 Refunds - cheese - marketing year 04/05 and earlier	---	0,0	-0,0	---	0,0	---	0,0	---	0,0	---	0,0	---	0,579
05 02 12 01 2002 010 NA Refunds - cheese - marketing year 04/05 and earlier	---	---	---	---	---	---	---	---	---	---	---	---	---
05 02 12 01 2002 010 Refunds - cheese - marketing year 04/05 and earlier	---	0,0	-0,0	---	0,0	---	0,0	---	0,0	---	0,0	---	0,579
05 02 12 01 2002 011 C1 Refunds - cheese - marketing year 05/06	---	0,5	0,1	0,5	0,1	---	0,2	---	0,6	0,1	0,2	---	17,896











En Millions d'euros

23/01/2008 15:01

Part II - Page 53 / 152

FEAGA

II Dépenses

Poste	MT	NL	AT	PL	PT	RO	SI	SK	FI	SE	GB	CE	TOTAL
05 02 13 01 2100 126 C1 CN 0201 20 - fresh beef/veal - quarters - marketing year 04/05 and earlier	---	---	0,0	0,0	---	---	---	---	---	---	---	---	0,131
05 02 13 01 2100 127 C1 CN 0201 30 - fresh beef/veal - boneless - marketing year 04/05 and earlier	---	0,2	---	---	---	---	---	---	---	---	0,0	---	0,281
05 02 13 01 2100 128 CN 0201 10 - fresh beef/veal - carcasses - marketing year 05/06	---	---	---	---	---	---	---	---	---	---	---	---	---
05 02 13 01 2100 129 C1 CN 0201 20 - fresh beef/veal - quarters - marketing year 05/06	---	0,0	0,0	0,1	---	---	---	---	---	---	---	---	0,460
05 02 13 01 2100 130 C1 CN 0201 30 - fresh beef/veal - boneless - marketing year 05/06	---	-0,0	---	0,4	---	---	---	---	---	---	0,0	---	1,867
05 02 13 01 2100 131 CN 0201 10 - fresh beef/veal - carcasses - marketing year 06/07	---	---	---	---	---	---	---	---	---	---	---	---	---
05 02 13 01 2100 132 C1 CN 0201 20 - fresh beef/veal - quarters - marketing year 06/07	---	0,1	0,4	0,4	---	---	---	---	---	---	---	---	1,676
05 02 13 01 2100 133 C1 CN 0201 30 - fresh beef/veal - boneless - marketing year 06/07	---	0,3	0,0	2,0	---	---	---	---	---	---	0,0	---	20,932
05 02 13 01 2100 134 CN 0201 10 - fresh beef/veal - carcasses - marketing year 07/08 - R.1254/99, Art.33	---	---	---	---	---	---	---	---	---	---	---	---	---
05 02 13 01 2100 135 C1 CN 0201 20 - fresh beef/veal - quarters - marketing year 07/08 - R.1254/99, Art.33	---	0,1	0,1	0,0	---	---	---	---	---	---	---	---	0,199
05 02 13 01 2100 136 C1 CN 0201 30 - fresh beef/veal - boneless - marketing year 07/08 - R.1254/99, Art.33	---	0,0	---	0,2	---	---	---	---	---	---	---	---	1,120
05 02 13 01 C1 Refunds for beef and veal	---	1,1	0,7	3,4	0,0	---	---	---	---	0,0	0,0	---	31,715
05 02 13 02 2110 001 Private storage	---	---	---	---	---	---	---	---	---	---	---	---	---
05 02 13 02 2113 001 C1 Other public storage costs - bone-in beef	---	---	---	---	---	---	---	---	---	---	---	---	-0,001
05 02 13 02 C1 Intervention storage of beef and veal	---	---	---	---	---	---	---	---	---	---	---	---	-0,001
05 02 13 03 2126 002 C1 Balance - 100% - R.716/96 - >23/01/06 - UK	---	---	---	---	---	---	---	---	---	---	0,0	---	0,001
05 02 13 03 2126 003 C1 Balance - 20% - R.716/96 - >23/01/06 - UK	---	---	---	---	---	---	---	---	---	---	34,6	---	34,577
05 02 13 03 2126 004 C1 Exceptional support measures - advances 80% - R.716/96; R.2109/05 - 23/01/06-31/12/06 - UK	---	---	---	---	---	---	---	---	---	---	9,9	---	9,904
05 02 13 03 2126 005 C1 Exceptional support measures - balance 100% - R.716/96; R.2109/05 - 23/01/06-31/12/06 - UK	---	---	---	---	---	---	---	---	---	---	0,9	---	0,856
05 02 13 03 2126 006 C1 Exceptional support measures - balance 20% - R.716/96; R.2109/05 - 23/01/06-31/12/06 - UK	---	---	---	---	---	---	---	---	---	---	---	---	---
05 02 13 03 2126 007 C1 Exceptional support measures - 2007 - advances 80% - R.716/96; R.2109/05 - UK	---	---	---	---	---	---	---	---	---	---	5,7	---	5,747
05 02 13 03 2126 008 C1 Exceptional support measures - 2007 - balance 100% - R.716/96; R.2109/05 - UK	---	---	---	---	---	---	---	---	---	---	0,8	---	0,827
05 02 13 03 2126 009 Exceptional support measures - 2007 - balance 20% - R.716/96; R.2109/05 - UK	---	---	---	---	---	---	---	---	---	---	---	---	---
05 02 13 03 C1 Exceptional support measures	---	---	---	---	---	---	---	---	---	---	51,9	---	51,911
05 02 13 04 2101 004 C1 CN 0102 - live animals - marketing year 04/05 and earlier	---	0,1	0,0	---	---	---	---	---	---	---	---	---	1,056
05 02 13 04 2101 004 NA CN 0102 - live animals - marketing year 04/05 and earlier	---	---	---	---	---	---	---	---	---	---	---	---	---
05 02 13 04 2101 004 CN 0102 - live animals - marketing year 04/05 and earlier	---	0,1	0,0	---	---	---	---	---	---	---	---	---	1,056
05 02 13 04 2101 005 C1 CN 0102 - live animals - marketing year 05/06	---	0,8	0,3	---	---	---	0,0	---	---	---	---	---	4,885
05 02 13 04 2101 005 NA CN 0102 - live animals - marketing year 05/06	---	---	---	---	---	---	---	---	---	---	---	---	---
05 02 13 04 2101 005 CN 0102 - live animals - marketing year 05/06	---	0,8	0,3	---	---	---	0,0	---	---	---	---	---	4,885
05 02 13 04 2101 006 C1 CN 0102 - live animals - marketing year 06/07	---	2,7	1,7	---	---	---	0,0	---	---	0,0	---	---	8,558



En Millions d'euros

23/01/2008 15:01

Part II - Page 55 / 152

FEAGA

II Dépenses

Poste		MT	NL	AT	PL	PT	RO	SI	SK	FI	SE	GB	CE	TOTAL
05 02 14 99	NA Other measures (sheepmeat and goatmeat)	---	---	---	---	---	---	---	---	---	---	---	---	---
05 02 14 99	Other measures (sheepmeat and goatmeat)	---	---	---	---	0,0	---	---	---	---	---	---	---	0,026
05 02 14	C1 Sheepmeat and goatmeat	---	---	---	---	0,0	---	---	---	---	---	---	---	0,026
05 02 14	NA Sheepmeat and goatmeat	---	---	---	---	---	---	---	---	---	---	---	---	---
05 02 14	Sheepmeat and goatmeat	---	---	---	---	0,0	---	---	---	---	---	---	---	0,026
05 02 15 01 2300 091	C1 Pigmeat - carcasses and off-cuts - marketing year 04/05 and earlier	---	---	0,0	---	0,0	---	---	---	---	---	---	---	0,037
05 02 15 01 2300 092	C1 Pigmeat - dried, salted meats etc - marketing year 04/05 and earlier	---	---	---	---	0,0	---	---	---	---	---	0,0	---	0,076
05 02 15 01 2300 093	C1 Pigmeat - sausages and conserves - marketing year 04/05 and earlier	---	---	---	0,0	0,1	---	---	---	---	---	0,0	---	0,288
05 02 15 01 2300 094	C1 Pigmeat - others - marketing year 04/05 and earlier	---	---	---	---	---	---	---	---	---	---	0,0	---	0,550
05 02 15 01 2300 095	C1 Pigmeat - carcasses and off-cuts - marketing year 05/06	---	---	---	---	0,0	---	---	---	---	---	---	---	0,044
05 02 15 01 2300 096	C1 Pigmeat - dried, salted meats etc - marketing year 05/06	---	0,0	0,0	---	0,0	---	0,1	---	---	0,0	0,0	---	2,664
05 02 15 01 2300 097	C1 Pigmeat - sausages and conserves - marketing year 05/06	---	0,0	0,0	0,3	1,0	---	0,1	---	---	0,0	0,0	---	3,568
05 02 15 01 2300 098	C1 Pigmeat - others - marketing year 05/06	---	---	0,0	---	---	---	---	---	---	---	0,0	---	0,189
05 02 15 01 2300 099	C1 Pigmeat - carcasses and off-cuts - marketing year 06/07	---	---	---	---	0,0	---	---	---	---	---	---	---	0,050
05 02 15 01 2300 100	C1 Pigmeat - dried, salted meats etc - marketing year 06/07	---	0,0	0,0	---	0,1	---	0,2	---	---	0,0	0,4	---	3,966
05 02 15 01 2300 101	C1 Pigmeat - sausages and conserves - marketing year 06/07	---	0,1	0,3	2,0	1,9	---	0,3	0,0	---	0,1	0,1	---	8,178
05 02 15 01 2300 102	C1 Pigmeat - others - marketing year 06/07	---	---	0,1	---	---	---	---	---	---	---	0,1	---	0,427
05 02 15 01 2300 103	Pigmeat - carcasses and off-cuts - marketing year 07/08 - R.2759/75, Art.13	---	---	---	---	---	---	---	---	---	---	---	---	---
05 02 15 01 2300 104	C1 Pigmeat - dried, salted meats etc - marketing year 07/08 - R.2759/75, Art.13	---	0,0	0,0	---	---	---	---	---	---	---	0,0	---	0,063
05 02 15 01 2300 105	C1 Pigmeat - sausages and conserves - marketing year 07/08 - R.2759/75, Art.13	---	0,0	0,0	0,0	---	---	0,0	---	---	---	0,0	---	0,208
05 02 15 01 2300 106	C1 Pigmeat - others - marketing year 07/08 - R.2759/75, Art.13	---	---	0,0	---	---	---	---	---	---	---	0,0	---	0,018
05 02 15 01	C1 Refunds for pigmeat	---	0,1	0,6	2,3	3,1	---	0,7	0,0	---	0,1	0,7	---	20,327
05 02 15 02 2301 001	Private storage - pigmeat	---	---	---	---	---	---	---	---	---	---	---	---	---
05 02 15 02	Intervention for pigmeat	---	---	---	---	---	---	---	---	---	---	---	---	---
05 02 15 03 2302 001	Exceptional market-support measures	---	---	---	---	---	---	---	---	---	---	---	---	---
05 02 15 03 2302 002	Exceptional market-support measures - R.976/06 - DE	---	---	---	---	---	---	---	---	---	---	---	---	---
05 02 15 03	Exceptional market-support measures for pigmeat	---	---	---	---	---	---	---	---	---	---	---	---	---
05 02 15 04 2310 091	C1 Eggs for hatching - marketing year 04/05 and earlier	---	---	---	---	---	---	---	---	---	---	---	---	0,004
05 02 15 04 2310 092	C1 Eggs in shell - marketing year 04/05 and earlier	---	0,0	---	---	---	---	---	---	---	---	---	---	0,002
05 02 15 04 2310 093	C1 Egg products - marketing year 04/05 and earlier	---	---	---	---	---	---	---	---	---	---	0,0	---	0,021
05 02 15 04 2310 094	C1 Eggs for hatching - marketing year 05/06	---	0,0	---	---	0,0	---	0,0	---	---	0,0	---	---	0,277

En Millions d'euros

23/01/2008 15:01

Part II - Page 56 / 152

FEAGA

II Dépenses

Poste	MT	NL	AT	PL	PT	RO	SI	SK	FI	SE	GB	CE	TOTAL
05 02 15 04 2310 095 C1 Eggs in shell - marketing year 05/06	---	0,0	---	---	0,0	---	---	---	---	0,0	0,0	---	0,113
05 02 15 04 2310 096 C1 Egg products - marketing year 05/06	---	0,1	0,0	---	0,0	---	---	---	---	0,0	0,0	---	0,424
05 02 15 04 2310 097 C1 Eggs for hatching - marketing year 06/07	---	0,6	0,0	0,1	---	---	0,1	0,0	---	0,0	0,1	---	1,921
05 02 15 04 2310 098 C1 Eggs in shell - marketing year 06/07	---	0,1	---	---	0,0	---	0,0	---	0,0	0,0	0,0	---	0,663
05 02 15 04 2310 099 C1 Egg products - marketing year 06/07	---	0,1	0,0	---	---	---	---	---	0,0	0,0	0,0	---	1,068
05 02 15 04 2310 100 C1 Eggs for hatching - marketing year 07/08 - R.2771/75, Art.8	---	0,1	---	0,0	---	---	0,0	---	---	---	0,0	---	0,255
05 02 15 04 2310 101 Eggs in shell - marketing year 07/08 - R.2771/75, Art.8	---	---	---	---	---	---	---	---	---	---	---	---	---
05 02 15 04 2310 102 C1 Egg products - marketing year 07/08 - R.2771/75, Art.8	---	0,0	0,0	---	---	---	---	---	---	---	0,0	---	0,049
05 02 15 04 C1 Refunds for eggs	---	1,1	0,0	0,1	0,0	---	0,1	0,0	0,0	0,0	0,2	---	4,797
05 02 15 05 2311 091 C1 Refunds for poultry - chicks - marketing year 04/05 and earlier	---	---	---	0,0	---	---	---	---	---	---	0,0	---	0,001
05 02 15 05 2311 092 C1 Refunds for poultry - other poultry - marketing year 04/05 and earlier	---	---	---	---	---	---	---	---	---	---	0,0	---	0,004
05 02 15 05 2311 093 C1 Refunds for poultry - chicks - marketing year 05/06	---	0,0	---	---	0,0	---	---	---	---	0,0	0,0	---	0,044
05 02 15 05 2311 094 C1 Refunds for poultry - other poultry - marketing year 05/06	---	0,3	---	0,0	0,1	---	---	---	0,2	0,0	---	---	3,541
05 02 15 05 2311 095 C1 Refunds for poultry - chicks - marketing year 06/07	---	0,1	0,0	0,2	0,0	---	---	0,1	0,0	---	0,0	---	0,482
05 02 15 05 2311 096 C1 Refunds for poultry - other poultry - marketing year 06/07	---	3,6	0,0	0,4	0,1	---	---	0,1	0,3	---	---	---	81,758
05 02 15 05 2311 096 NA Refunds for poultry - other poultry - marketing year 06/07	---	---	---	---	---	---	---	---	---	---	---	---	---
05 02 15 05 2311 096 Refunds for poultry - other poultry - marketing year 06/07	---	3,6	0,0	0,4	0,1	---	---	0,1	0,3	---	---	---	81,758
05 02 15 05 2311 097 C1 Refunds for poultry - chicks - marketing year 07/08 - R.2777/75, Art.8	---	0,0	---	0,0	---	---	---	---	0,0	---	0,0	---	0,068
05 02 15 05 2311 098 C1 Refunds for poultry - other poultry - marketing year 07/08 - R.2777/75, Art.8	---	0,0	---	0,0	---	---	---	---	---	---	---	---	0,146
05 02 15 05 C1 Refunds for poultrymeat	---	4,1	0,0	0,7	0,2	---	---	0,2	0,5	0,0	0,0	---	86,043
05 02 15 05 NA Refunds for poultrymeat	---	---	---	---	---	---	---	---	---	---	---	---	---
05 02 15 05 Refunds for poultrymeat	---	4,1	0,0	0,7	0,2	---	---	0,2	0,5	0,0	0,0	---	86,043
05 02 15 06 2320 007 C1 Programme 2004 and earlier - decision 20/08/2003	---	---	---	---	---	---	---	---	---	---	---	---	-0,013
05 02 15 06 2320 008 C1 Programme 2005 - R.797/04, Art.4	---	---	---	---	-0,0	---	---	---	---	---	---	---	0,000
05 02 15 06 2320 009 C1 Programme 2006 - R.797/04, Art.4	---	---	---	-0,0	0,0	---	---	0,2	0,0	0,0	---	---	0,382
05 02 15 06 2320 010 C1 Programme 2007 - R.797/04, Art.4	0,0	---	0,7	2,1	0,9	---	0,2	---	0,1	0,2	0,4	---	20,099
05 02 15 06 C1 Specific aid for bee-keeping	0,0	---	0,7	2,1	0,9	---	0,2	0,2	0,1	0,2	0,4	---	20,468
05 02 15 07 0000 001 Exceptional market support measures for eggs - R.1249/04, 1499/04, 2102/04	---	---	---	---	---	---	---	---	---	---	---	---	---
05 02 15 07 0000 002 C1 Exceptional market-support measures - R.1010/06 & R.1256/06 - Annex 1 - BE, CZ, DE, EL, ES, FR, IE, IT, CY, HU, AT, PL, PT, SI, SK	---	---	0,1	0,1	0,1	---	0,0	0,0	---	---	---	---	9,017
05 02 15 07 0000 003 C1 Exceptional market-support measures - R.1010/06 & R.1256/06 - Annex 2 - BE, CZ, DK, EL, ES, IT, HU, NL, AT, PL, SI, SK	---	0,2	0,0	0,1	---	---	0,2	0,1	---	---	---	---	3,040

En Millions d'euros

23/01/2008 15:01

Part II - Page 57 / 152

FEAGA

II Dépenses

Poste	MT	NL	AT	PL	PT	RO	SI	SK	FI	SE	GB	CE	TOTAL
05 02 15 07 0000 004 C1 Exceptional market-support measures - R.1010/06 & R.1256/06 - Annex 3 - BE, CZ, EL, IT, CY, HU, AT, PT, SI	---	---	0,1	---	0,5	---	0,0	---	---	---	---	---	3,507
05 02 15 07 0000 005 C1 Exceptional market-support measures - R.1010/06 & R.1256/06 - Annex 4 - BE, CZ, DK, DE, EL, ES, FR, IE, IT, HU, NL, AT, PL, PT, SI, SK	---	0,2	0,1	0,9	0,2	---	0,2	0,1	---	---	---	---	6,769
05 02 15 07 0000 006 C1 Exceptional market-support measures - R.1010/06 & R.1256/06 - Annex 5 - BE, CZ, EL, FR, IE, IT, HU, NL, AT, PL, PT, SI, SK	---	---	0,1	1,0	0,1	---	0,2	0,0	---	---	---	---	14,493
05 02 15 07 0000 007 C1 Exceptional market-support measures - R.1010/06 & R.1256/06 - Annex 6 - BE, CZ, DK, ES, IE, IT, CY, HU, NL, AT, SI, SK	---	0,6	0,0	---	---	---	0,1	0,4	---	---	---	---	3,593
05 02 15 07 0000 008 C1 Exceptional market-support measures - R.1010/06 & R.1256/06 - Annex 7 - BE, DE, EL, IT, AT	---	---	0,0	---	---	---	---	---	---	---	---	---	1,772
05 02 15 07 C1 Exceptional market-support measures for the poultrymeat and eggs sector	---	1,0	0,4	2,1	0,9	---	0,6	0,6	---	---	---	---	42,191
05 02 15 99 2390 020 Others	---	---	---	---	---	---	---	---	---	---	---	---	---
05 02 15 99 Other measures (pigmeat, poultry, eggs, bee-keeping, other animal products)	---	---	---	---	---	---	---	---	---	---	---	---	---
05 02 15 C1 Pigmeat, eggs and poultry, bee-keeping and other animal products	0,0	6,3	1,8	7,3	5,2	---	1,6	1,0	0,6	0,3	1,3	---	173,826
05 02 15 NA Pigmeat, eggs and poultry, bee-keeping and other animal products	---	---	---	---	---	---	---	---	---	---	---	---	---
05 02 15 Pigmeat, eggs and poultry, bee-keeping and other animal products	0,0	6,3	1,8	7,3	5,2	---	1,6	1,0	0,6	0,3	1,3	---	173,826
05 02 16 00 0000 001 C4 Restructuring aid - marketing year 06/07 - 40% - R.320/06, Art.3 - BE, ES, FR, IE, IT, NL, PT, SE	---	17,7	---	---	3,6	---	---	---	---	12,4	---	---	398,591
05 02 16 00 0000 001 NA Restructuring aid - marketing year 06/07 - 40% - R.320/06, Art.3 - BE, ES, FR, IE, IT, NL, PT, SE	---	---	---	---	---	---	---	---	---	---	---	---	---
05 02 16 00 0000 001 Restructuring aid - marketing year 06/07 - 40% - R.320/06, Art.3 - BE, ES, FR, IE, IT, NL, PT, SE	---	17,7	---	---	3,6	---	---	---	---	12,4	---	---	398,591
05 02 16 00 0000 021 Aid for diversification - payments 09/2007 - R.320/06, Art.6 - ES, IE, IT, PT, SE	---	---	---	---	---	---	---	---	---	---	---	---	---
05 02 16 00 0000 041 C4 Additional aid for diversification - payments 09/2007 - R.320/06, Art.7 - IE, IT, PT	---	---	---	---	---	---	---	---	---	---	---	---	20,829
05 02 16 00 0000 041 NA Additional aid for diversification - payments 09/2007 - R.320/06, Art.7 - IE, IT, PT	---	---	---	---	---	---	---	---	---	---	---	---	---
05 02 16 00 0000 041 Additional aid for diversification - payments 09/2007 - R.320/06, Art.7 - IE, IT, PT	---	---	---	---	---	---	---	---	---	---	---	---	20,829
05 02 16 00 0000 061 C4 Transitional aid to full-time refiners - 40% advance, 100% - R.320/06, Art.8 - FR, PT, SI, FI, UK	---	---	---	---	24,4	---	0,6	---	5,0	---	91,7	---	131,669
05 02 16 00 0000 081 C4 Transitional aid to certain Member States - payments 09/2007 - R.320/06, Art.9 - AT, SE	---	---	0,3	---	---	---	---	---	---	---	---	---	0,347
05 02 16 00 C4 Sugar Restructuring Fund	---	17,7	0,3	---	28,0	---	0,6	---	5,0	12,4	91,7	---	551,436
05 02 16 00 NA Sugar Restructuring Fund	---	---	---	---	---	---	---	---	---	---	---	---	---
05 02 16 00 Sugar Restructuring Fund	---	17,7	0,3	---	28,0	---	0,6	---	5,0	12,4	91,7	---	551,436
05 02 16 C4 Sugar Restructuring Fund	---	17,7	0,3	---	28,0	---	0,6	---	5,0	12,4	91,7	---	551,436
05 02 16 NA Sugar Restructuring Fund	---	---	---	---	---	---	---	---	---	---	---	---	---
05 02 16 Sugar Restructuring Fund	---	17,7	0,3	---	28,0	---	0,6	---	5,0	12,4	91,7	---	551,436
<b>05 02 C1 Interventions in agricultural markets</b>	<b>0,9</b>	<b>307,1</b>	<b>42,6</b>	<b>132,7</b>	<b>142,5</b>	<b>6,9</b>	<b>6,2</b>	<b>23,8</b>	<b>37,2</b>	<b>32,8</b>	<b>219,0</b>	<b>2,7</b>	<b>4.867,558</b>
<b>05 02 C4 Interventions in agricultural markets</b>	<b>---</b>	<b>17,7</b>	<b>0,3</b>	<b>---</b>	<b>28,0</b>	<b>---</b>	<b>0,6</b>	<b>---</b>	<b>5,0</b>	<b>12,4</b>	<b>91,7</b>	<b>---</b>	<b>551,436</b>
<b>05 02 NA Interventions in agricultural markets</b>	<b>---</b>	<b>---</b>	<b>---</b>	<b>---</b>	<b>---</b>	<b>---</b>	<b>---</b>	<b>---</b>	<b>---</b>	<b>---</b>	<b>---</b>	<b>---</b>	<b>---</b>
<b>05 02 Interventions in agricultural markets</b>	<b>0,9</b>	<b>324,8</b>	<b>43,0</b>	<b>132,7</b>	<b>170,5</b>	<b>6,9</b>	<b>6,8</b>	<b>23,8</b>	<b>42,2</b>	<b>45,2</b>	<b>310,8</b>	<b>2,7</b>	<b>5.418,993</b>

En Millions d'euros

23/01/2008 15:01

Part II - Page 58 / 152

FEAGA

II Dépenses

Poste	MT	NL	AT	PL	PT	RO	SI	SK	FI	SE	GB	CE	TOTAL
05 03 01 01 0000 001 C1 Single Payment Scheme - R.1782/03, title III - calendar year 2005	---	---	0,1	---	0,7	---	---	---	---	0,7	74,9	---	114,658
05 03 01 01 0000 001 NA Single Payment Scheme - R.1782/03, title III - calendar year 2005	---	---	---	---	---	---	---	---	---	---	---	---	---
05 03 01 01 0000 001 Single Payment Scheme - R.1782/03, title III - calendar year 2005	---	---	0,1	---	0,7	---	---	---	---	0,7	74,9	---	114,658
05 03 01 01 0000 002 C1 Single Payment Scheme - R.1782/03, title III - calendar year 2006 - EU 15	---	293,9	508,5	---	307,0	---	---	---	493,9	595,0	3.681,4	---	28.004,669
05 03 01 01 0000 002 NA Single Payment Scheme - R.1782/03, title III - calendar year 2006 - EU 15	---	---	---	---	---	---	---	---	---	---	---	---	---
05 03 01 01 0000 002 Single Payment Scheme - R.1782/03, title III - calendar year 2006 - EU 15	---	293,9	508,5	---	307,0	---	---	---	493,9	595,0	3.681,4	---	28.004,669
05 03 01 01 C1 SPS (single payment scheme)	---	293,9	508,6	---	307,7	---	---	---	493,9	595,7	3.756,3	---	28.119,327
05 03 01 01 NA SPS (single payment scheme)	---	---	---	---	---	---	---	---	---	---	---	---	---
05 03 01 01 SPS (single payment scheme)	---	293,9	508,6	---	307,7	---	---	---	493,9	595,7	3.756,3	---	28.119,327
05 03 01 02 0000 001 C1 Single area payment scheme - new Member States - R.1782/03, Art.143b) - calendar year 2004	---	---	---	0,1	---	---	---	---	---	---	---	---	0,012
05 03 01 02 0000 002 C1 Single area payment scheme - new Member States - R.1782/03, Art.143b) - calendar year 2005	---	---	---	1,2	---	---	---	1,1	---	---	---	---	2,688
05 03 01 02 0000 003 C1 Single area payment scheme - new Member States - R.1782/03, Art.143b) - calendar year 2006 - CZ, EE, CY, LT, LV, HU, PL, SK	---	---	---	976,0	---	---	---	120,9	---	---	---	---	2.080,283
05 03 01 02 C1 SAPS (single area payment scheme)	---	---	---	977,3	---	---	---	122,0	---	---	---	---	2.082,983
05 03 01 03 0000 001 C1 Separate sugar payment - R.1782/03, Art.143ba - calendar year 2006 - CZ, LV, LT, HU, PL, SK	---	---	---	99,1	---	---	---	11,8	---	---	---	---	166,744
05 03 01 03 0000 001 NA Separate sugar payment - R.1782/03, Art.143ba - calendar year 2006 - CZ, LV, LT, HU, PL, SK	---	---	---	---	---	---	---	---	---	---	---	---	---
05 03 01 03 0000 001 Separate sugar payment - R.1782/03, Art.143ba - calendar year 2006 - CZ, LV, LT, HU, PL, SK	---	---	---	99,1	---	---	---	11,8	---	---	---	---	166,744
05 03 01 03 C1 Separate sugar payment	---	---	---	99,1	---	---	---	11,8	---	---	---	---	166,744
05 03 01 03 NA Separate sugar payment	---	---	---	---	---	---	---	---	---	---	---	---	---
05 03 01 03 Separate sugar payment	---	---	---	99,1	---	---	---	11,8	---	---	---	---	166,744
05 03 01 C1 Decoupled direct aids	---	293,9	508,6	1.076,5	307,7	---	---	133,8	493,9	595,7	3.756,3	---	30.369,054
05 03 01 NA Decoupled direct aids	---	---	---	---	---	---	---	---	---	---	---	---	---
05 03 01 Decoupled direct aids	---	293,9	508,6	1.076,5	307,7	---	---	133,8	493,9	595,7	3.756,3	---	30.369,054
05 03 02 01 0000 001 C1 Area aid - cereals, oil-seeds, proteins, grass silage, set-aside (excluding non food set-aside) - R.1251/99, R.1782/03 (Art.100) - calendar year 2004	---	0,0	-0,0	---	0,0	---	0,0	---	0,0	0,0	0,3	---	1,898
05 03 02 01 0000 001 NA Area aid - cereals, oil-seeds, proteins, grass silage, set-aside (excluding non food set-aside) - R.1251/99, R.1782/03 (Art.100) - calendar year 2004	---	---	---	---	---	---	---	---	---	---	---	---	---
05 03 02 01 0000 001 Area aid - cereals, oil-seeds, proteins, grass silage, set-aside (excluding non food set-aside) - R.1251/99, R.1782/03 (Art.100) - calendar year 2004	---	0,0	-0,0	---	0,0	---	0,0	---	0,0	0,0	0,3	---	1,898
05 03 02 01 0000 002 C1 Area aid - cereals, oil-seeds, proteins, grass silage, set-aside (excluding non food set-aside) - R.1782/03, Art.100 - calendar year 2005	---	0,7	---	---	---	---	0,0	---	0,0	---	---	---	7,760
05 03 02 01 0000 002 NA Area aid - cereals, oil-seeds, proteins, grass silage, set-aside (excluding non food set-aside) - R.1782/03, Art.100 - calendar year 2005	---	---	---	---	---	---	---	---	---	---	---	---	---
05 03 02 01 0000 002 Area aid - cereals, oil-seeds, proteins, grass silage, set-aside (excluding non food set-aside) - R.1782/03, Art.100 - calendar year 2005	---	0,7	---	---	---	---	0,0	---	0,0	---	---	---	7,760



En Millions d'euros

23/01/2008 15:01

Part II - Page 60 / 152

FEAGA

II Dépenses

Poste		MT	NL	AT	PL	PT	RO	SI	SK	FI	SE	GB	CE	TOTAL
05 03 02 01 1052 013	Rape, sunflower, soya - large scale producers - marketing year 03/04 and earlier	---	---	0,0	---	-0,0	---	---	---	0,0	0,0	-0,0	---	7,822
05 03 02 01 1053 013	C1 Peas, field beans, sweet lupins - large scale producers - marketing year 03/04 and earlier	---	0,0	-0,0	---	---	---	---	---	---	---	0,0	---	0,152
05 03 02 01 1053 013	NA Peas, field beans, sweet lupins - large scale producers - marketing year 03/04 and earlier	---	---	---	---	---	---	---	---	---	---	---	---	---
05 03 02 01 1053 013	Peas, field beans, sweet lupins - large scale producers - marketing year 03/04 and earlier	---	0,0	-0,0	---	---	---	---	---	---	---	0,0	---	0,152
05 03 02 01 1054 013	C1 Non-textile flax seed, flax and hemp grown for fibre - large scale producers - marketing year 03/04 and earlier	---	0,1	-0,0	---	---	---	---	---	---	---	---	---	0,183
05 03 02 01 1054 013	NA Non-textile flax seed, flax and hemp grown for fibre - large scale producers - marketing year 03/04 and earlier	---	---	---	---	---	---	---	---	---	---	---	---	---
05 03 02 01 1054 013	Non-textile flax seed, flax and hemp grown for fibre - large scale producers - marketing year 03/04 and earlier	---	0,1	-0,0	---	---	---	---	---	---	---	---	---	0,183
05 03 02 01 1058 013	C1 Aid for grass silage - large scale producers - marketing year 03/04 and earlier	---	---	---	---	---	---	---	---	---	0,0	---	---	0,003
05 03 02 01 1058 013	NA Aid for grass silage - large scale producers - marketing year 03/04 and earlier	---	---	---	---	---	---	---	---	---	---	---	---	---
05 03 02 01 1058 013	Aid for grass silage - large scale producers - marketing year 03/04 and earlier	---	---	---	---	---	---	---	---	---	0,0	---	---	0,003
05 03 02 01 1060 013	C1 Voluntary and mandatory set-aside - large scale producers - marketing year 03/04 and earlier	---	0,1	-0,0	---	-0,0	---	---	---	---	0,0	0,1	---	1,222
05 03 02 01 1060 013	NA Voluntary and mandatory set-aside - large scale producers - marketing year 03/04 and earlier	---	---	---	---	---	---	---	---	---	---	---	---	---
05 03 02 01 1060 013	Voluntary and mandatory set-aside - large scale producers - marketing year 03/04 and earlier	---	0,1	-0,0	---	-0,0	---	---	---	---	0,0	0,1	---	1,222
05 03 02 01 1060 021	C1 Set-aside related to per hectare aid - non food - R.2461/99 - marketing year 03/04 and earlier	---	---	0,0	---	---	---	---	---	---	---	0,0	---	-0,004
05 03 02 01 1060 021	NA Set-aside related to per hectare aid - non food - R.2461/99 - marketing year 03/04 and earlier	---	---	---	---	---	---	---	---	---	---	---	---	---
05 03 02 01 1060 021	Set-aside related to per hectare aid - non food - R.2461/99 - marketing year 03/04 and earlier	---	---	0,0	---	---	---	---	---	---	---	0,0	---	-0,004
05 03 02 01 1060 022	C1 Set-aside related to per hectare aid - non food - R.2461/99, R.1251/99 (Art.6(3)) - marketing year 04/05	---	---	0,0	---	---	---	0,0	---	---	---	0,0	---	0,164
05 03 02 01 1060 022	NA Set-aside related to per hectare aid - non food - R.2461/99, R.1251/99 (Art.6(3)) - marketing year 04/05	---	---	---	---	---	---	---	---	---	---	---	---	---
05 03 02 01 1060 022	Set-aside related to per hectare aid - non food - R.2461/99, R.1251/99 (Art.6(3)) - marketing year 04/05	---	---	0,0	---	---	---	0,0	---	---	---	0,0	---	0,164
05 03 02 01 1060 023	C1 Set-aside related to per hectare aid - non food - R.1782/03, Art.107 - calendar year 2005	---	---	---	---	---	---	---	---	---	---	---	---	0,043
05 03 02 01 1060 023	NA Set-aside related to per hectare aid - non food - R.1782/03, Art.107 - calendar year 2005	---	---	---	---	---	---	---	---	---	---	---	---	---
05 03 02 01 1060 023	Set-aside related to per hectare aid - non food - R.1782/03, Art.107 - calendar year 2005	---	---	---	---	---	---	---	---	---	---	---	---	0,043
05 03 02 01 1060 024	C1 Set-aside related to per hectare aid - non food - R.1782/03, Art.107 - calendar year 2006 - ES, FR, MT, SI	---	---	---	---	---	---	0,2	---	---	---	---	---	4,168
05 03 02 01 1060 024	NA Set-aside related to per hectare aid - non food - R.1782/03, Art.107 - calendar year 2006 - ES, FR, MT, SI	---	---	---	---	---	---	---	---	---	---	---	---	---
05 03 02 01 1060 024	Set-aside related to per hectare aid - non food - R.1782/03, Art.107 - calendar year 2006 - ES, FR, MT, SI	---	---	---	---	---	---	0,2	---	---	---	---	---	4,168
05 03 02 01 1062 005	C1 Five-year set-aside - marketing year 97/98 and earlier	---	0,3	---	---	---	---	---	---	---	---	---	---	3,521
05 03 02 01 1062 005	NA Five-year set-aside - marketing year 97/98 and earlier	---	---	---	---	---	---	---	---	---	---	---	---	---
05 03 02 01 1062 005	Five-year set-aside - marketing year 97/98 and earlier	---	0,3	---	---	---	---	---	---	---	---	---	---	3,521
05 03 02 01	C1 COP area payments	0,2	1,4	-0,2	---	-0,0	---	13,8	---	0,0	0,0	0,8	---	1.488,598
05 03 02 01	NA COP area payments	---	---	---	---	---	---	---	---	---	---	---	---	---
05 03 02 01	COP area payments	0,2	1,4	-0,2	---	-0,0	---	13,8	---	0,0	0,0	0,8	---	1.488,598







En Millions d'euros

23/01/2008 15:01

Part II - Page 63 / 152

FEAGA

II Dépenses

Poste		MT	NL	AT	PL	PT	RO	SI	SK	FI	SE	GB	CE	TOTAL
05 03 02 06 2120 030	Suckler cow premium - calendar year applications - 2003 and earlier	---	0,0	0,0	---	0,0	---	---	---	0,0	0,0	-0,2	---	6,010
05 03 02 06 2120 032 C1	Suckler cow premium - calendar year applications - 2004	---	0,0	0,0	---	0,0	---	0,0	---	0,0	-0,0	0,3	---	2,952
05 03 02 06 2120 032 NA	Suckler cow premium - calendar year applications - 2004	---	---	---	---	---	---	---	---	---	---	---	---	---
05 03 02 06 2120 032	Suckler cow premium - calendar year applications - 2004	---	0,0	0,0	---	0,0	---	0,0	---	0,0	-0,0	0,3	---	2,952
05 03 02 06 2120 034 C1	Suckler cow premium - R.1782/03, Art.125 - calendar year 2005	---	0,0	-0,2	---	0,1	---	0,0	---	0,0	---	---	---	1,184
05 03 02 06 2120 034 NA	Suckler cow premium - R.1782/03, Art.125 - calendar year 2005	---	---	---	---	---	---	---	---	---	---	---	---	---
05 03 02 06 2120 034	Suckler cow premium - R.1782/03, Art.125 - calendar year 2005	---	0,0	-0,2	---	0,1	---	0,0	---	0,0	---	---	---	1,184
05 03 02 06 2120 035 C1	Suckler cow premium - R.1782/03, Art.125; R.1973/04, Art.126 - advances - calendar year 2006 - BE, ES, FR, MT, AT, PT, SI	---	---	---	---	44,7	---	---	---	---	---	---	---	573,940
05 03 02 06 2120 035 NA	Suckler cow premium - R.1782/03, Art.125; R.1973/04, Art.126 - advances - calendar year 2006 - BE, ES, FR, MT, AT, PT, SI	---	---	---	---	---	---	---	---	---	---	---	---	---
05 03 02 06 2120 035	Suckler cow premium - R.1782/03, Art.125; R.1973/04, Art.126 - advances - calendar year 2006 - BE, ES, FR, MT, AT, PT, SI	---	---	---	---	44,7	---	---	---	---	---	---	---	573,940
05 03 02 06 2120 036 C1	Suckler cow premium - R.1782/03, Art.125 - balance - calendar year 2006 - BE, ES, FR, MT, AT, PT, SI	---	---	66,7	---	29,5	---	4,7	---	---	---	---	---	594,998
05 03 02 06 2120 036 NA	Suckler cow premium - R.1782/03, Art.125 - balance - calendar year 2006 - BE, ES, FR, MT, AT, PT, SI	---	---	---	---	---	---	---	---	---	---	---	---	---
05 03 02 06 2120 036	Suckler cow premium - R.1782/03, Art.125 - balance - calendar year 2006 - BE, ES, FR, MT, AT, PT, SI	---	---	66,7	---	29,5	---	4,7	---	---	---	---	---	594,998
05 03 02 06 C1	Suckler-cow premium	---	0,1	66,6	---	74,3	---	4,7	---	0,0	0,0	0,1	---	1.179,084
05 03 02 06 NA	Suckler-cow premium	---	---	---	---	---	---	---	---	---	---	---	---	---
05 03 02 06	Suckler-cow premium	---	0,1	66,6	---	74,3	---	4,7	---	0,0	0,0	0,1	---	1.179,084
05 03 02 07 2121 120 C1	Additional premium - suckler cow - calendar year applications 2003 and earlier	---	---	-0,0	---	0,0	---	---	---	0,0	---	-0,0	---	0,538
05 03 02 07 2121 121 C1	Additional premium - suckler cow - calendar year applications 2004	---	---	-0,0	---	0,0	---	0,0	---	0,0	---	0,0	---	0,254
05 03 02 07 2121 122 C1	Additional premium - suckler cow - R.1782/03, Art.125(5) - calendar year 2005	---	---	-0,0	---	0,0	---	0,0	---	---	---	---	---	0,122
05 03 02 07 2121 123 C1	Additional premium - suckler cow - R.1782/03, Art.125(5) - calendar year 2006 - BE, ES, FR, MT, AT, PT, SI	---	---	0,1	---	8,9	---	0,6	---	---	---	---	---	55,058
05 03 02 07 C1	Additional suckler-cow premium	---	---	0,1	---	8,9	---	0,6	---	0,0	---	0,0	---	55,971
05 03 02 08 2122 009 C1	Special premium - calendar year 1995 - Germany	---	---	---	---	---	---	---	---	---	---	---	---	0,120
05 03 02 08 2122 062 C1	Special premium - calendar year 2003 and earlier - 1. tranche - Art.4, R.1254/99 - castrated	---	---	0,0	---	---	---	---	---	---	0,0	0,1	---	0,013
05 03 02 08 2122 062 NA	Special premium - calendar year 2003 and earlier - 1. tranche - Art.4, R.1254/99 - castrated	---	---	---	---	---	---	---	---	---	---	---	---	---
05 03 02 08 2122 062	Special premium - calendar year 2003 and earlier - 1. tranche - Art.4, R.1254/99 - castrated	---	---	0,0	---	---	---	---	---	---	0,0	0,1	---	0,013
05 03 02 08 2122 063 C1	Special premium - calendar year 2003 and earlier - 1. tranche - Art.4, R.1254/99 - not castrated	---	0,0	-0,0	---	0,0	---	---	---	0,0	0,0	-0,0	---	-0,682
05 03 02 08 2122 063 NA	Special premium - calendar year 2003 and earlier - 1. tranche - Art.4, R.1254/99 - not castrated	---	---	---	---	---	---	---	---	---	---	---	---	---
05 03 02 08 2122 063	Special premium - calendar year 2003 and earlier - 1. tranche - Art.4, R.1254/99 - not castrated	---	0,0	-0,0	---	0,0	---	---	---	0,0	0,0	-0,0	---	-0,682
05 03 02 08 2122 066 C1	Special premium - calendar year 2003 and earlier - 2. tranche - Art.4, R.1254/99 - castrated	---	---	0,0	---	---	---	---	---	---	0,0	0,1	---	0,239
05 03 02 08 2122 066 NA	Special premium - calendar year 2003 and earlier - 2. tranche - Art.4, R.1254/99 - castrated	---	---	---	---	---	---	---	---	---	---	---	---	---
05 03 02 08 2122 066	Special premium - calendar year 2003 and earlier - 2. tranche - Art.4, R.1254/99 - castrated	---	---	0,0	---	---	---	---	---	---	0,0	0,1	---	0,239







En Millions d'euros

23/01/2008 15:01

Part II - Page 67 / 152

FEAGA

II Dépenses

Poste		MT	NL	AT	PL	PT	RO	SI	SK	FI	SE	GB	CE	TOTAL
05 03 02 11 2125 030	Male bovine - Art.13(2)b), R.1254/99 - 40 euro - calendar year applications 2003 and earlier	---	---	---	---	---	---	---	---	-0,0	---	0,0	---	0,106
05 03 02 11 2125 031	C1 Male bovine - Art.13(2)b), R.1254/99 - 80 euro - calendar year applications 2003 and earlier	---	0,0	---	---	---	---	---	---	0,0	---	0,2	---	0,914
05 03 02 11 2125 031	NA Male bovine - Art.13(2)b), R.1254/99 - 80 euro - calendar year applications 2003 and earlier	---	---	---	---	---	---	---	---	---	---	---	---	---
05 03 02 11 2125 031	Male bovine - Art.13(2)b), R.1254/99 - 80 euro - calendar year applications 2003 and earlier	---	0,0	---	---	---	---	---	---	0,0	---	0,2	---	0,914
05 03 02 11 2125 039	C1 Dairy cow - Art.13(2), R.1254/99 - 100 euro - calendar year applications 2003 and earlier	---	---	0,0	---	---	---	---	---	---	---	---	---	0,009
05 03 02 11 2125 039	NA Dairy cow - Art.13(2), R.1254/99 - 100 euro - calendar year applications 2003 and earlier	---	---	---	---	---	---	---	---	---	---	---	---	---
05 03 02 11 2125 039	Dairy cow - Art.13(2), R.1254/99 - 100 euro - calendar year applications 2003 and earlier	---	---	0,0	---	---	---	---	---	---	---	---	---	0,009
05 03 02 11 2125 040	C1 Dairy cow - Art.13(2)b), R.1254/99 - 40 euro - calendar year applications 2003 and earlier	---	---	---	---	---	---	---	---	---	---	---	---	-0,052
05 03 02 11 2125 041	C1 Dairy cow - Art.13(2)b), R.1254/99 - 80 euro - calendar year applications 2003 and earlier	---	---	---	---	---	---	---	---	---	---	0,0	---	0,003
05 03 02 11 2125 041	NA Dairy cow - Art.13(2)b), R.1254/99 - 80 euro - calendar year applications 2003 and earlier	---	---	---	---	---	---	---	---	---	---	---	---	---
05 03 02 11 2125 041	Dairy cow - Art.13(2)b), R.1254/99 - 80 euro - calendar year applications 2003 and earlier	---	---	---	---	---	---	---	---	---	---	0,0	---	0,003
05 03 02 11 2125 042	C1 Dairy cow - Art.13(2), R.1254/99 - 100 euro - calendar year applications 2004	---	---	0,0	---	---	---	0,0	---	---	---	---	---	0,010
05 03 02 11 2125 042	NA Dairy cow - Art.13(2), R.1254/99 - 100 euro - calendar year applications 2004	---	---	---	---	---	---	---	---	---	---	---	---	---
05 03 02 11 2125 042	Dairy cow - Art.13(2), R.1254/99 - 100 euro - calendar year applications 2004	---	---	0,0	---	---	---	0,0	---	---	---	---	---	0,010
05 03 02 11 2125 043	Dairy cow - Art.13(2)b), R.1254/99 - 40 euro - calendar year applications 2004	---	---	---	---	---	---	---	---	---	---	---	---	---
05 03 02 11 2125 044	C1 Dairy cow - Art.13(2)b), R.1254/99 - 80 euro - calendar year applications 2004	---	---	---	---	---	---	---	---	0,0	---	---	---	0,001
05 03 02 11 2125 044	NA Dairy cow - Art.13(2)b), R.1254/99 - 80 euro - calendar year applications 2004	---	---	---	---	---	---	---	---	---	---	---	---	---
05 03 02 11 2125 044	Dairy cow - Art.13(2)b), R.1254/99 - 80 euro - calendar year applications 2004	---	---	---	---	---	---	---	---	0,0	---	---	---	0,001
05 03 02 11 2125 061	C1 Suckler cow - Art.13(2), R.1254/99 - 100 euro - calendar year applications 2004	---	---	0,0	---	0,0	---	0,0	---	---	-0,0	---	---	0,656
05 03 02 11 2125 061	NA Suckler cow - Art.13(2), R.1254/99 - 100 euro - calendar year applications 2004	---	---	---	---	---	---	---	---	---	---	---	---	---
05 03 02 11 2125 061	Suckler cow - Art.13(2), R.1254/99 - 100 euro - calendar year applications 2004	---	---	0,0	---	0,0	---	0,0	---	---	-0,0	---	---	0,656
05 03 02 11 2125 062	C1 Suckler cow - Art.13(2)b), R.1254/99 - 40 euro - calendar year applications 2004	---	0,0	---	---	---	---	---	---	0,0	---	-0,0	---	0,018
05 03 02 11 2125 062	NA Suckler cow - Art.13(2)b), R.1254/99 - 40 euro - calendar year applications 2004	---	---	---	---	---	---	---	---	---	---	---	---	---
05 03 02 11 2125 062	Suckler cow - Art.13(2)b), R.1254/99 - 40 euro - calendar year applications 2004	---	0,0	---	---	---	---	---	---	0,0	---	-0,0	---	0,018
05 03 02 11 2125 063	C1 Suckler cow - Art.13(2)b), R.1254/99 - 80 euro - calendar year applications 2004	---	0,0	---	---	---	---	---	---	0,0	---	0,1	---	0,587
05 03 02 11 2125 063	NA Suckler cow - Art.13(2)b), R.1254/99 - 80 euro - calendar year applications 2004	---	---	---	---	---	---	---	---	---	---	---	---	---
05 03 02 11 2125 063	Suckler cow - Art.13(2)b), R.1254/99 - 80 euro - calendar year applications 2004	---	0,0	---	---	---	---	---	---	0,0	---	0,1	---	0,587
05 03 02 11 2125 071	C1 Male bovine - Art.13(2), R.1254/99 - 100 euro - calendar year applications 2004	---	---	0,0	---	0,0	---	0,0	---	---	0,0	---	---	0,274
05 03 02 11 2125 071	NA Male bovine - Art.13(2), R.1254/99 - 100 euro - calendar year applications 2004	---	---	---	---	---	---	---	---	---	---	---	---	---
05 03 02 11 2125 071	Male bovine - Art.13(2), R.1254/99 - 100 euro - calendar year applications 2004	---	---	0,0	---	0,0	---	0,0	---	---	0,0	---	---	0,274
05 03 02 11 2125 072	C1 Male bovine - Art.13(2)b), R.1254/99 - 40 euro - calendar year applications 2004	---	0,0	---	---	---	---	---	---	0,0	---	-0,0	---	0,064

En Millions d'euros

23/01/2008 15:01

Part II - Page 68 / 152

FEAGA

II Dépenses

Poste	MT	NL	AT	PL	PT	RO	SI	SK	FI	SE	GB	CE	TOTAL
05 03 02 11 2125 072 NA Male bovine - Art.13(2)b), R.1254/99 - 40 euro - calendar year applications 2004	---	---	---	---	---	---	---	---	---	---	---	---	---
05 03 02 11 2125 072 Male bovine - Art.13(2)b), R.1254/99 - 40 euro - calendar year applications 2004	---	0,0	---	---	---	---	---	---	0,0	---	-0,0	---	0,064
05 03 02 11 2125 073 C1 Male bovine - Art.13(2)b), R.1254/99 - 80 euro - calendar year applications 2004	---	0,0	---	---	---	---	---	---	0,0	---	0,2	---	0,469
05 03 02 11 2125 073 NA Male bovine - Art.13(2)b), R.1254/99 - 80 euro - calendar year applications 2004	---	---	---	---	---	---	---	---	---	---	---	---	---
05 03 02 11 2125 073 Male bovine - Art.13(2)b), R.1254/99 - 80 euro - calendar year applications 2004	---	0,0	---	---	---	---	---	---	0,0	---	0,2	---	0,469
05 03 02 11 2125 074 C1 Dairy cow - 100 euro - R.1782/03, Art.132 - calendar year 2005	---	---	---	---	---	---	0,0	---	---	---	---	---	0,003
05 03 02 11 2125 074 NA Dairy cow - 100 euro - R.1782/03, Art.132 - calendar year 2005	---	---	---	---	---	---	---	---	---	---	---	---	---
05 03 02 11 2125 074 Dairy cow - 100 euro - R.1782/03, Art.132 - calendar year 2005	---	---	---	---	---	---	0,0	---	---	---	---	---	0,003
05 03 02 11 2125 075 Dairy cow - 40 euro - R.1782/03, Art.132 - calendar year 2005	---	---	---	---	---	---	---	---	---	---	---	---	---
05 03 02 11 2125 076 C1 Dairy cow - 80 euro - R.1782/03, Art.132 - calendar year 2005	---	---	---	---	---	---	---	---	0,0	---	---	---	0,003
05 03 02 11 2125 077 C1 Suckler cow - 100 euro - R.1782/03, Art.132 - calendar year 2005	---	---	---	---	---	---	0,0	---	---	---	---	---	0,946
05 03 02 11 2125 077 NA Suckler cow - 100 euro - R.1782/03, Art.132 - calendar year 2005	---	---	---	---	---	---	---	---	---	---	---	---	---
05 03 02 11 2125 077 Suckler cow - 100 euro - R.1782/03, Art.132 - calendar year 2005	---	---	---	---	---	---	0,0	---	---	---	---	---	0,946
05 03 02 11 2125 078 C1 Suckler cow - 40 euro - R.1782/03, Art.132 - calendar year 2005	---	0,0	---	---	---	---	---	---	---	---	---	---	0,032
05 03 02 11 2125 078 NA Suckler cow - 40 euro - R.1782/03, Art.132 - calendar year 2005	---	---	---	---	---	---	---	---	---	---	---	---	---
05 03 02 11 2125 078 Suckler cow - 40 euro - R.1782/03, Art.132 - calendar year 2005	---	0,0	---	---	---	---	---	---	---	---	---	---	0,032
05 03 02 11 2125 079 C1 Suckler cow - 80 euro - R.1782/03, Art.132 - calendar year 2005	---	0,0	---	---	---	---	---	---	0,0	---	---	---	0,338
05 03 02 11 2125 079 NA Suckler cow - 80 euro - R.1782/03, Art.132 - calendar year 2005	---	---	---	---	---	---	---	---	---	---	---	---	---
05 03 02 11 2125 079 Suckler cow - 80 euro - R.1782/03, Art.132 - calendar year 2005	---	0,0	---	---	---	---	---	---	0,0	---	---	---	0,338
05 03 02 11 2125 080 C1 Male bovine - 100 euro - R.1782/03, Art.132 - calendar year 2005	---	---	---	---	---	---	0,0	---	---	---	---	---	0,388
05 03 02 11 2125 080 NA Male bovine - 100 euro - R.1782/03, Art.132 - calendar year 2005	---	---	---	---	---	---	---	---	---	---	---	---	---
05 03 02 11 2125 080 Male bovine - 100 euro - R.1782/03, Art.132 - calendar year 2005	---	---	---	---	---	---	0,0	---	---	---	---	---	0,388
05 03 02 11 2125 081 C1 Male bovine - 40 euro - R.1782/03, Art.132 - calendar year 2005	---	0,0	---	---	---	---	---	---	0,0	---	---	---	0,045
05 03 02 11 2125 081 NA Male bovine - 40 euro - R.1782/03, Art.132 - calendar year 2005	---	---	---	---	---	---	---	---	---	---	---	---	---
05 03 02 11 2125 081 Male bovine - 40 euro - R.1782/03, Art.132 - calendar year 2005	---	0,0	---	---	---	---	---	---	0,0	---	---	---	0,045
05 03 02 11 2125 082 C1 Male bovine - 80 euro - R.1782/03, Art.132 - calendar year 2005	---	0,0	---	---	---	---	---	---	---	---	---	---	0,192
05 03 02 11 2125 082 NA Male bovine - 80 euro - R.1782/03, Art.132 - calendar year 2005	---	---	---	---	---	---	---	---	---	---	---	---	---
05 03 02 11 2125 082 Male bovine - 80 euro - R.1782/03, Art.132 - calendar year 2005	---	0,0	---	---	---	---	---	---	---	---	---	---	0,192
05 03 02 11 2125 083 C1 Male bovine - Art.1(2), R.1540/05 - 40 euro - calendar year applications 2004 - IE, UK	---	---	---	---	---	---	---	---	---	---	0,0	---	0,000
05 03 02 11 2125 083 NA Male bovine - Art.1(2), R.1540/05 - 40 euro - calendar year applications 2004 - IE, UK	---	---	---	---	---	---	---	---	---	---	---	---	---
05 03 02 11 2125 083 Male bovine - Art.1(2), R.1540/05 - 40 euro - calendar year applications 2004 - IE, UK	---	---	---	---	---	---	---	---	---	---	0,0	---	0,000







En Millions d'euros

23/01/2008 15:01

Part II - Page 71 / 152

FEAGA

II Dépenses

Poste	MT	NL	AT	PL	PT	RO	SI	SK	FI	SE	GB	CE	TOTAL
05 03 02 12 2128 057 Additional payments - Art.1&3, R.1117/06 - calendar year 2003 - NL	---	---	---	---	---	---	---	---	---	---	---	---	---
05 03 02 12 C1 Additional payments to beef producers	---	0,1	0,0	---	0,0	---	1,0	---	0,0	0,0	0,1	---	4,330
05 03 02 12 NA Additional payments to beef producers	---	---	---	---	---	---	---	---	---	---	---	---	---
05 03 02 12 Additional payments to beef producers	---	0,1	0,0	---	0,0	---	1,0	---	0,0	0,0	0,1	---	4,330
05 03 02 13 2220 052 C1 Ewe and goat premium - non milking ewes - marketing year 2003 and earlier	---	---	-0,0	---	0,0	---	---	---	---	---	0,0	---	0,231
05 03 02 13 2220 055 C1 Ewe and goat premium - milking ewes - marketing year 2003 and earlier	---	---	---	---	-0,0	---	---	---	---	---	---	---	0,386
05 03 02 13 2220 058 C1 Ewe and goat premium - she-goats - marketing year 2003 and earlier	---	---	---	---	---	---	---	---	---	---	---	---	0,159
05 03 02 13 2220 059 C1 Ewe and goat premium - non milking ewes - marketing year 2004	---	---	---	---	---	---	0,0	---	---	---	0,1	---	0,323
05 03 02 13 2220 060 C1 Ewe and goat premium - milking ewes - marketing year 2004	---	---	---	---	---	---	---	---	---	---	---	---	0,016
05 03 02 13 2220 061 C1 Ewe and goat premium - she-goats - marketing year 2004	---	---	---	---	---	---	---	---	---	---	---	---	0,055
05 03 02 13 2220 062 C1 Ewe and goat premium - non milking ewes - 1782/03, Art.113 - calendar year 2005	---	0,0	---	---	0,1	---	0,0	---	0,0	---	---	---	0,439
05 03 02 13 2220 063 C1 Ewe and goat premium - milking ewes - R.1782/03, Art.113 - calendar year 2005	---	---	---	---	0,0	---	---	---	---	---	---	---	0,108
05 03 02 13 2220 064 C1 Ewe and goat premium - she-goats - R.1782/03, Art.113 - calendar year 2005	---	---	---	---	0,0	---	0,0	---	---	---	---	---	0,135
05 03 02 13 2220 065 C1 Ewe and goat premium - non milking ewes - 1782/03, Art.113 - calendar year 2006 - DK, ES, FR, MT, PT, SI, FI	---	---	---	---	14,8	---	0,5	---	0,5	---	---	---	194,007
05 03 02 13 2220 066 C1 Ewe and goat premium - milking ewes - 1782/03, Art.113 - calendar year 2006 - DK, ES, FR, MT, PT, SI, FI	0,0	---	---	---	3,7	---	0,0	---	---	---	---	---	40,585
05 03 02 13 2220 067 C1 Ewe and goat premium - she-goats - 1782/03, Art.113 - calendar year 2006 - DK, ES, FR, MT, PT, SI, FI	---	---	---	---	1,9	---	0,0	---	---	---	---	---	15,242
05 03 02 13 C1 Sheep and goat premium	0,0	0,0	-0,0	---	20,5	---	0,5	---	0,5	---	0,1	---	251,685
05 03 02 14 2221 052 C1 Supplementary premium - ewe - non milking ewes - marketing year 2003 and earlier	---	---	-0,0	---	---	---	---	---	---	---	0,0	---	0,159
05 03 02 14 2221 055 C1 Supplementary premium - ewe - milking ewes - marketing year 2003 and earlier	---	---	---	---	-0,0	---	---	---	---	---	---	---	0,102
05 03 02 14 2221 058 C1 Supplementary premium - she-goats - marketing year 2003 and earlier	---	---	---	---	---	---	---	---	---	---	---	---	0,040
05 03 02 14 2221 059 C1 Supplementary premium - ewe - non milking ewes - marketing year 2004	---	---	---	---	---	---	0,0	---	---	---	0,0	---	0,097
05 03 02 14 2221 060 C1 Supplementary premium - ewe - milking ewes - marketing year 2004	---	---	---	---	---	---	---	---	---	---	---	---	0,105
05 03 02 14 2221 061 C1 Supplementary premium - she-goats - marketing year 2004	---	---	---	---	---	---	---	---	---	---	---	---	0,039
05 03 02 14 2221 062 C1 Supplementary premium - ewe - non milking ewes - R.1782/03, Art.114 - calendar year 2005	---	0,0	---	---	0,0	---	0,0	---	0,0	---	---	---	0,158
05 03 02 14 2221 063 C1 Supplementary premium - ewe - milking ewes - R.1782/03, Art.114 - calendar year 2005	---	---	---	---	0,0	---	---	---	---	---	---	---	0,094
05 03 02 14 2221 064 C1 Supplementary premium - she-goats - R.1782/03, Art.114 - calendar year 2005	---	---	---	---	0,0	---	0,0	---	---	---	---	---	0,075
05 03 02 14 2221 065 C1 Supplementary premium - ewe - non milking ewes - R.1782/03, Art.114 - calendar year 2006 - ES, FR, MT, PT, SI, FI	---	---	---	---	4,6	---	0,1	---	0,2	---	---	---	56,132
05 03 02 14 2221 066 C1 Supplementary premium - ewe - milking ewes - R.1782/03, Art.114 - calendar year 2006 - ES, FR, MT, PT, SI, FI	---	---	---	---	1,4	---	0,0	---	---	---	---	---	15,775
05 03 02 14 2221 067 C1 Supplementary premium - she-goats - R.1782/03, Art.114 - calendar year 2006 - ES, FR, MT, PT, SI, FI	---	---	---	---	0,7	---	0,0	---	---	---	---	---	5,397
05 03 02 14 C1 Sheep and goat supplementary premium	---	0,0	-0,0	---	6,8	---	0,2	---	0,2	---	0,0	---	78,173
05 03 02 15 2222 004 C1 Additional payments - sheep and goat sector - per head - marketing year 2003 and earlier	---	---	---	---	---	---	---	---	---	---	0,0	---	0,016











































































































































































Poste		MT	NL	AT	PL	PT	RO	SI	SK	FI	SE	GB	CE	TOTAL
05 07 01 07	Conformity clearance of previous years' accounts of shared management expenditure financed by the EAGF	---	---	---	---	0,1	---	---	---	0,9	---	0,7	---	1,628
05 07 01 08 4100 005	C1 Decision 2007/327/EC - accounting clearance 2006 - BE, IE, ES, IT, LU, NL, PT, FI, UK	---	2,4	---	---	0,5	---	---	---	-0,0	---	0,1	---	3,222
05 07 01 08 4100 005	NA Decision 2007/327/EC - accounting clearance 2006 - BE, IE, ES, IT, LU, NL, PT, FI, UK	---	---	---	---	---	---	---	---	---	---	---	---	---
05 07 01 08 4100 005	Decision 2007/327/EC - accounting clearance 2006 - BE, IE, ES, IT, LU, NL, PT, FI, UK	---	2,4	---	---	0,5	---	---	---	-0,0	---	0,1	---	3,222
05 07 01 08 4100 047	C1 Decision 2006/936/EC - accounting clearance 2003 - UK	---	---	---	---	---	---	---	---	---	---	0,0	---	0,006
05 07 01 08 4100 047	NA Decision 2006/936/EC - accounting clearance 2003 - UK	---	---	---	---	---	---	---	---	---	---	---	---	---
05 07 01 08 4100 047	Decision 2006/936/EC - accounting clearance 2003 - UK	---	---	---	---	---	---	---	---	---	---	0,0	---	0,006
05 07 01 08	C1 Accounting clearance of previous years' accounts with regard to rural development financed by the EAGGF Guarantee Section (ex heading 1b)	---	2,4	---	---	0,5	---	---	---	-0,0	---	0,1	---	3,228
05 07 01 08	NA Accounting clearance of previous years' accounts with regard to rural development financed by the EAGGF Guarantee Section (ex heading 1b)	---	---	---	---	---	---	---	---	---	---	---	---	---
05 07 01 08	Accounting clearance of previous years' accounts with regard to rural development financed by the EAGGF Guarantee Section (ex heading 1b)	---	2,4	---	---	0,5	---	---	---	-0,0	---	0,1	---	3,228
05 07 01 09	Conformity clearance of previous years' accounts of rural development under the EAGGF Guarantee Section (ex heading 1b) (2000 to 2006)	---	---	---	---	---	---	---	---	---	---	---	---	---
05 07 01	C1 Control of agricultural expenditure	-0,0	2,4	---	0,3	1,9	---	-0,0	---	0,8	---	-100,2	6,0	-90,543
05 07 01	NA Control of agricultural expenditure	---	---	---	---	---	---	---	---	---	---	---	---	---
05 07 01	Control of agricultural expenditure	-0,0	2,4	---	0,3	1,9	---	-0,0	---	0,8	---	-100,2	6,0	-90,543
05 07 02 00 0000 001	C1 Settlement of disputes	---	---	---	---	---	---	---	---	---	---	---	---	0,008
05 07 02 00 0000 001	NA Settlement of disputes	---	---	---	---	---	---	---	---	---	---	---	---	---
05 07 02 00 0000 001	Settlement of disputes	---	---	---	---	---	---	---	---	---	---	---	---	0,008
05 07 02 00	C1 Settlement of disputes	---	---	---	---	---	---	---	---	---	---	---	---	0,008
05 07 02 00	NA Settlement of disputes	---	---	---	---	---	---	---	---	---	---	---	---	---
05 07 02 00	Settlement of disputes	---	---	---	---	---	---	---	---	---	---	---	---	0,008
05 07 02	C1 Settlement of disputes	---	---	---	---	---	---	---	---	---	---	---	---	0,008
05 07 02	NA Settlement of disputes	---	---	---	---	---	---	---	---	---	---	---	---	---
05 07 02	Settlement of disputes	---	---	---	---	---	---	---	---	---	---	---	---	0,008
<b>05 07</b>	<b>C1 Audit of agricultural expenditure</b>	<b>-0,0</b>	<b>2,4</b>	<b>---</b>	<b>0,3</b>	<b>1,9</b>	<b>---</b>	<b>-0,0</b>	<b>---</b>	<b>0,8</b>	<b>---</b>	<b>-100,2</b>	<b>6,0</b>	<b>-90,535</b>
<b>05 07</b>	<b>NA Audit of agricultural expenditure</b>	<b>---</b>	<b>---</b>	<b>---</b>	<b>---</b>	<b>---</b>	<b>---</b>	<b>---</b>	<b>---</b>	<b>---</b>	<b>---</b>	<b>---</b>	<b>---</b>	<b>---</b>
<b>05 07</b>	<b>Audit of agricultural expenditure</b>	<b>-0,0</b>	<b>2,4</b>	<b>---</b>	<b>0,3</b>	<b>1,9</b>	<b>---</b>	<b>-0,0</b>	<b>---</b>	<b>0,8</b>	<b>---</b>	<b>-100,2</b>	<b>6,0</b>	<b>-90,535</b>
05 08 01 00 0000 301	C1 Direct payments reserved for EAGF	---	---	---	---	---	---	---	---	---	---	---	12,9	12,915
05 08 01 00	C1 Farm Accountancy Data Network (FADN)	---	---	---	---	---	---	---	---	---	---	---	12,9	12,915
05 08 01	C1 Farm Accountancy Data Network (FADN)	---	---	---	---	---	---	---	---	---	---	---	12,9	12,915





Poste		MT	NL	AT	PL	PT	RO	SI	SK	FI	SE	GB	CE	TOTAL
11 02 03 02	Fisheries programme for the outermost regions — Completion of earlier measures	---	---	---	---	---	---	---	---	---	---	---	---	---
11 02 03	C1 Fisheries programme for the outermost regions	---	---	---	---	---	---	---	---	---	---	---	14,5	14,493
<b>11 02</b>	<b>C1 Fisheries markets</b>	---	---	---	---	---	---	---	---	---	---	---	<b>25,1</b>	<b>25,119</b>
<b>11</b>	<b>C1 Fisheries and maritime affairs</b>	---	---	---	---	---	---	---	---	---	---	---	<b>25,1</b>	<b>25,119</b>
17 01 04 01 333A 301	C1 Plant-health measures - expenditure on administrative management	---	---	---	---	---	---	---	---	---	---	---	0,4	0,413
17 01 04 01	C1 Plant-health measures — Expenditure on administrative management	---	---	---	---	---	---	---	---	---	---	---	0,4	0,413
17 01 04 04 331A 301	Pilot study on risk financing model for livestock epidemics	---	---	---	---	---	---	---	---	---	---	---	---	---
17 01 04 04	Pilot study: risk financing model for livestock epidemics — Expenditure on administrative management	---	---	---	---	---	---	---	---	---	---	---	---	---
17 01 04 05 0000 301	C1 Feed and food safety and related activities - expenditure on administrative management	---	---	---	---	---	---	---	---	---	---	---	0,5	0,454
17 01 04 05	C1 Feed and food safety and related activities — Expenditure on administrative management	---	---	---	---	---	---	---	---	---	---	---	0,5	0,454
17 01 04	C1 Support expenditure for operations of Health and consumer protection policy area	---	---	---	---	---	---	---	---	---	---	---	0,9	0,867
<b>17 01</b>	<b>C1 Administrative expenditure of Health and consumer protection policy area</b>	---	---	---	---	---	---	---	---	---	---	---	<b>0,9</b>	<b>0,867</b>
17 03 02 00 1750 301	C1 Community tobacco fund - direct payments by the EU	---	---	---	---	---	---	---	---	---	---	---	13,5	13,500
17 03 02 00	C1 Community tobacco fund — Direct payments by the European Union	---	---	---	---	---	---	---	---	---	---	---	13,5	13,500
17 03 02	C1 Community tobacco fund — Direct payments by the European Union	---	---	---	---	---	---	---	---	---	---	---	13,5	13,500
<b>17 03</b>	<b>C1 Public health</b>	---	---	---	---	---	---	---	---	---	---	---	<b>13,5</b>	<b>13,500</b>
17 04 01 01 0000 301	C1 Animal disease eradication and monitoring programmes and monitoring of the physical conditions of animals that could pose a public-health risk linked to an external factor - new measures	---	---	---	---	---	---	---	---	---	---	---	204,0	203,984
17 04 01 01	C1 Animal disease eradication and monitoring programmes and monitoring of the physical conditions of animals that could pose a public-health risk linked to an external factor — New measures	---	---	---	---	---	---	---	---	---	---	---	204,0	203,984
17 04 01 02 3300 301	Animal disease eradication and monitoring programmes and monitoring of the physical conditions of animals that could pose a public-health risk linked to an external factor - completion of previous measures	---	---	---	---	---	---	---	---	---	---	---	---	---
17 04 01 02	Animal disease eradication and monitoring programmes and monitoring of the physical conditions of animals that could pose a public-health risk linked to an external factor — Completion of previous measures	---	---	---	---	---	---	---	---	---	---	---	---	---
17 04 01	C1 Animal disease eradication and monitoring programmes and monitoring of the physical conditions of animals that could pose a public-health risk linked to an external factor	---	---	---	---	---	---	---	---	---	---	---	204,0	203,984
17 04 02 01 0000 301	C1 Other measures in the veterinary, animal welfare and public-health field - new measures	---	---	---	---	---	---	---	---	---	---	---	14,0	14,047
17 04 02 01	C1 Other measures in the veterinary, animal welfare and public-health field — New measures	---	---	---	---	---	---	---	---	---	---	---	14,0	14,047
17 04 02 02 3310 301	Other measures in the veterinary, animal welfare and public-health field - completion of previous measures	---	---	---	---	---	---	---	---	---	---	---	---	---
17 04 02 02	Other measures in the veterinary, animal welfare and public-health field — Completion of previous measures	---	---	---	---	---	---	---	---	---	---	---	---	---
17 04 02	C1 Other measures in the veterinary, animal welfare and public-health field	---	---	---	---	---	---	---	---	---	---	---	14,0	14,047
17 04 03 01 0000 301	C1 Emergency fund for veterinary complaints and other animal contaminations which are a risk to public health - new measures	---	---	---	---	---	---	---	---	---	---	---	9,5	9,460
17 04 03 01	C1 Emergency fund for veterinary complaints and other animal contaminations which are a risk to public health — New measures	---	---	---	---	---	---	---	---	---	---	---	9,5	9,460

Poste		MT	NL	AT	PL	PT	RO	SI	SK	FI	SE	GB	CE	TOTAL
17 04 03 02 3320 301	Emergency fund for veterinary complaints and other animal contaminations which are a risk to public health - completion of previous measures	---	---	---	---	---	---	---	---	---	---	---	---	---
17 04 03 02	Emergency fund for veterinary complaints and other animal contaminations which are a risk to public health — Completion of previous measures	---	---	---	---	---	---	---	---	---	---	---	---	---
17 04 03	C1 Emergency fund for veterinary complaints and other animal contaminations which are a risk to public health	---	---	---	---	---	---	---	---	---	---	---	9,5	9,460
17 04 04 01 0000 301	C1 Plant-health measures - new measures	---	---	---	---	---	---	---	---	---	---	---	1,5	1,457
17 04 04 01	C1 Plant-health measures — New measures	---	---	---	---	---	---	---	---	---	---	---	1,5	1,457
17 04 04 02 3330 301	Plant-health measures - completion of previous measures	---	---	---	---	---	---	---	---	---	---	---	---	---
17 04 04 02	Plant-health measures — Completion of previous measures	---	---	---	---	---	---	---	---	---	---	---	---	---
17 04 04	C1 Plant-health measures	---	---	---	---	---	---	---	---	---	---	---	1,5	1,457
17 04 05 00 3390 301	Other measures	---	---	---	---	---	---	---	---	---	---	---	---	---
17 04 05 00	Other measures	---	---	---	---	---	---	---	---	---	---	---	---	---
17 04 05	Other measures	---	---	---	---	---	---	---	---	---	---	---	---	---
17 04 07 01 0000 301	C1 Feed and food safety and related activities - new measures	---	---	---	---	---	---	---	---	---	---	---	16,9	16,944
17 04 07 01	C1 Feed and food safety and related activities — New measures	---	---	---	---	---	---	---	---	---	---	---	16,9	16,944
17 04 07 02 0000 301	Feed and food safety and related activities - completion of previous measures	---	---	---	---	---	---	---	---	---	---	---	---	---
17 04 07 02	Feed and food safety and related activities — Completion of previous measures	---	---	---	---	---	---	---	---	---	---	---	---	---
17 04 07	C1 Feed and food safety and related activities	---	---	---	---	---	---	---	---	---	---	---	16,9	16,944
<b>17 04</b>	<b>C1 Food safety, animal health, animal welfare and plant health</b>	---	---	---	---	---	---	---	---	---	---	---	<b>245,9</b>	<b>245,893</b>
<b>17</b>	<b>C1 Health and consumer protection</b>	---	---	---	---	---	---	---	---	---	---	---	<b>260,3</b>	<b>260,259</b>
<b>TOTAL DEPENSES</b>	<b>C1</b>	<b>2,0</b>	<b>1.110,2</b>	<b>746,8</b>	<b>1.209,5</b>	<b>705,1</b>	<b>6,9</b>	<b>49,0</b>	<b>157,6</b>	<b>585,8</b>	<b>758,9</b>	<b>3.950,8</b>	<b>336,7</b>	<b>42.119,709</b>
<b>TOTAL DEPENSES</b>	<b>C4</b>	---	<b>17,7</b>	<b>0,3</b>	---	<b>28,0</b>	---	<b>0,6</b>	---	<b>5,0</b>	<b>12,4</b>	<b>91,7</b>	---	<b>552,598</b>
<b>TOTAL DEPENSES</b>	<b>NA</b>	---	---	---	---	---	---	---	---	---	---	---	---	---
<b>TOTAL DEPENSES</b>		<b>2,0</b>	<b>1.128,0</b>	<b>747,1</b>	<b>1.209,5</b>	<b>733,1</b>	<b>6,9</b>	<b>49,6</b>	<b>157,6</b>	<b>590,8</b>	<b>771,3</b>	<b>4.042,5</b>	<b>336,7</b>	<b>42.672,307</b>

En Millions d'euros

23/01/2008 15:01

FEAGA

III Total FEAGA

Part II - Page 152 / 152

Poste	MT	NL	AT	PL	PT	RO	SI	SK	FI	SE	GB	CE	TOTAL
<b>TOTAL FEAGA</b>	<b>2,0</b>	<b>1.014,3</b>	<b>691,0</b>	<b>1.010,2</b>	<b>717,2</b>	<b>6,9</b>	<b>45,6</b>	<b>139,7</b>	<b>577,8</b>	<b>743,0</b>	<b>3.927,0</b>	<b>336,7</b>	<b>40.224,390</b>

ANNEX 8  
ANALYSIS OF 2007 EAGF BUDGETARY EXECUTION

In EUR

FPH	T	C	A	HEADING	INITIAL BUDGET 2007	Amending Budget 7/2007	EXECUTION 2007 (10/2007) Final	DIFF EXE. - INITIAL BUDGET	DIFF EXE. - AB n° 7/2007	% EXE / INITIAL BUDGET	% EXE / Amending Budget 7/2007
					(0)	(1)	(2)	(3) = (2) - (0)	(4) = (2) - (1)	(5) = (2) / (0)	(6) = (2) / (1)
(*)											
<b>05</b>	<b>Agriculture and Rural Development</b>				<b>42.371.361.000</b>	<b>41.971.361.000</b>	<b>41.834.331.375</b>	<b>-537.029.624,63</b>	<b>-137.029.624,63</b>	<b>98,7%</b>	<b>99,7%</b>
05 01	ADMINISTRATIVE EXPENDITURE POLICY AREA AGRICULTURE				8.460.000	8.460.000	6.435.855,07	-2.024.144,93	-2.024.144,93	76,1%	76,1%
2 05 01 04	Support expenditure				8.460.000	8.460.000	6.435.855,07	-2.024.144,93	-2.024.144,93	76,1%	76,1%
05 02	INTERVENTIONS IN AGRICULTURAL MARKETS				5.615.194.000	4.941.694.000	4.867.557.754	-747.636.244,26	-74.136.244,26	86,7%	98,5%
2 05 02 01	Cereals				516.000.000	-11.500.000	-133.318.905,95	-649.318.905,95	-121.818.905,95	-25,8%	1159,3%
2 05 02 02	Rice				-2.000.000	-2.000.000	-701.983,95	1.298.016,05	1.298.016,05	35,1%	35,1%
2 05 02 03	Refunds on non-Annex I products				299.000.000	187.000.000	185.159.975,68	-113.840.024,32	-1.840.024,32	61,9%	99,0%
2 05 02 04	Food programmes				278.000.000	278.000.000	249.209.078,56	-28.790.921,44	-28.790.921,44	89,6%	89,6%
2 05 02 05	Sugar				323.000.000	323.000.000	455.463.937,89	132.463.937,89	132.463.937,89	141,0%	141,0%
2 05 02 06	Olive oil				50.000.000	50.000.000	64.398.279,70	14.398.279,70	14.398.279,70	128,8%	128,8%
2 05 02 07	Textile plants				22.000.000	22.000.000	20.048.318,93	-1.951.681,07	-1.951.681,07	91,1%	91,1%
2 05 02 08	Fruit and vegetables				1.319.758.000	1.285.758.000	1.249.850.855,18	-69.907.144,82	-35.907.144,82	94,7%	97,2%
2 05 02 09	Products of the wine-growing sector				1.487.000.000	1.487.000.000	1.453.068.251,96	-33.931.748,04	-33.931.748,04	97,7%	97,7%
2 05 02 10	Promotion				45.295.000	45.295.000	50.596.638,21	5.301.638,21	5.301.638,21	111,7%	111,7%
2 05 02 11	Other plant products/measures				379.000.000	379.000.000	363.460.954,22	-15.539.045,78	-15.539.045,78	95,9%	95,9%
2 05 02 12	Milk and Milk products				587.000.000	587.000.000	638.189.884,73	51.189.884,73	51.189.884,73	108,7%	108,7%
2 05 02 13	Beef and Veal				117.000.000	117.000.000	98.281.216,39	-18.718.783,61	-18.718.783,61	84,0%	84,0%
2 05 02 14	Seepmeat and goatmeat				0	0	25.683,89	25.683,89	25.683,89	-	-
2 05 02 15	Pigmeat, eggs & poultry, bee-keeping & other animal products				194.141.000	194.141.000	173.825.570,20	-20.315.429,80	-20.315.429,80	89,5%	89,5%
2 05 02 16	Sugar Restructuring Fund (*)				p.m.	p.m.	0,00	0,00	0,00	-	-
2 05 02 99	Irregularities (Intervention on agricultural markets)				p.m.	p.m.	0,00	0,00	0,00	-	-
05 03	DIRECT AIDS				36.878.533.000	37.066.533.000	37.044.667.700,84	166.134.700,84	-21.865.299,16	100,5%	99,9%
2 05 03 01	Decoupled direct aids				30.196.000.000	30.337.000.000	30.369.053.532,62	173.053.532,62	32.053.532,62	100,6%	100,1%
2 05 03 02	Other direct aids (**)				6.214.533.000	6.261.533.000	6.259.639.841,41	45.106.841,41	-1.893.158,59	100,7%	100,0%
2 05 03 03	Additional amounts of aid				468.000.000	468.000.000	434.037.057,91	-33.962.942,09	-33.962.942,09	92,7%	92,7%
2 05 03 04	Ancillary direct aids (reliquats, small producers, agrimonetary aids, etc)				p.m.	p.m.	-18.062.731,10	-18.062.731,10	-18.062.731,10	-	-
2 05 03 99	Irregularities (Agricultural direct aids)				p.m.	p.m.	0,00	0,00	0,00	-	-
05 04	RURAL DEVELOPMENT				0,00	0,00	-30.033.225,33	-30.033.225,33	-30.033.225,33	-	-
2 05 04 01	RD (by ex-EAGGF Guarantee S. - Completion of earlier programme (2000 to 2006))				0,00	0,00	-30.033.225,33	-30.033.225,33	-30.033.225,33	-	-
2 05 04 03	Other measures				p.m.	p.m.	0,00	0,00	0,00	-	-
2 05 04 04	Transitional Instrument for financing RD by the ex-EAGGF Guar.S. for the new M.S				0	0	0,00	0,00	0,00	-	-
05 07	AUDIT OF AGRICULTURAL EXPENDITURE				-172.000.000	-86.500.000	-90.535.241,30	81.464.758,70	-4.035.241,30	52,6%	104,7%
2 05 07 01	Control of agricultural expenditure				-172.000.000	-86.500.000	-90.543.337	81.456.662,91	-4.043.337,09	52,6%	104,7%
2 05 07 02	Settlement of disputes				p.m.	p.m.	8.095,79	8.095,79	8.095,79	-	-
05 08	POLICY STRATEGY AND COORDINATION OF 'AGRICULTURE AND RURAL DEVELOPMENT' POLICY AREA				41.174.000	41.174.000	36.238.530,35	-4.935.469,65	-4.935.469,65	88,0%	88,0%
2 05 08 01	Farm Accountancy Data Network (FADN)				13.894.000	13.894.000	12.914.944,39	-979.055,61	-979.055,61	93,0%	93,0%
2 05 08 02	Surveys on the structure of agricultural holdings				19.000.000	19.000.000	16.229.929,00	-2.770.071,00	-2.770.071,00	85,4%	85,4%
2 05 08 03	Restructuring of systems for agricultural surveys				1.780.000	1.780.000	1.340.410,75	-439.589,25	-439.589,25	75,3%	75,3%
2 05 08 06	Enhancing public awareness of the CAP				6.500.000	6.500.000	5.753.246,21	-746.753,79	-746.753,79	88,5%	88,5%
2 05 08 07	Completion of earlier measures in the field of information				p.m.	p.m.	0,00	0,00	0,00	-	-
2 05 08 08	External study on the impact of Council Directive 2000/36/EC				p.m.	p.m.	0,00	0,00	0,00	-	-
2 05 08 09	European Agricultural Guarantee Fund (EAGF) — Operational technical assistance				p.m.	p.m.	0,00	0,00	0,00	-	-
11	FISHERIES AND MARITIME AFFAIRS				30.500.000	30.500.000	25.118.832,35	-5.381.167,65	-5.381.167,65	82,4%	82,4%
11 02	FISHERIES MARKETS				30.500.000	30.500.000	25.118.832,35	-5.381.167,65	-5.381.167,65	82,4%	82,4%
2 11 02 01	Intervention in fishery products				15.500.000	15.500.000	10.625.640,93	-4.874.359,07	-4.874.359,07	68,6%	68,6%
2 11 02 02	Irregularities (Fisheries markets)				0	0	0,00	0,00	0,00	-	-
2 11 02 03	Fisheries programme for the outermost regions (**)				15.000.000	15.000.000	14.493.191,42	-506.808,58	-506.808,58	96,6%	96,6%
17	Veterinary expenditure				309.800.000	309.800.000	260.259.116,95	-49.540.883,05	-49.540.883,05	84,0%	84,0%
17 01	ADMINISTRATIVE EXPENDITURE OF VETERINARY COSTS				1.300.000	1.300.000	866.655,00	-433.345,00	-433.345,00	66,7%	66,7%
17 01 04	Support expenditure for operations of 'Health and consumer protection' Policy Area				1.300.000	1.300.000	866.655,00	-433.345,00	-433.345,00	66,7%	66,7%
17 03	PUBLIC HEALTH				13.500.000	13.500.000	13.499.876,78	-123,22	-123,22	100,0%	100,0%
2 17 03 02	Community tobacco fund — Direct payments by the European Union				13.500.000	13.500.000	13.499.876,78	-123,22	-123,22	100,0%	100,0%
17 04	FOOD SAFETY, ANIMAL HEALTH, ANIMAL WELFARE & PLANT HEALTH				295.000.000	295.000.000	245.892.585,17	-49.107.414,83	-49.107.414,83	83,4%	83,4%
2 17 04 01	Animal disease eradication and monitoring programmes of physical conditions of animals that could pose a public-health risk linked to an external factor				209.500.000	209.500.000	203.984.156,43	-5.515.843,57	-5.515.843,57	97,4%	97,4%
2 17 04 02	Other measures in the veterinary, animal welfare and public-health field				15.000.000	15.000.000	14.046.913,32	-953.086,68	-953.086,68	93,6%	93,6%
2 17 04 03	Emergency fund for veterinary complaints and other animal contaminations				48.000.000	48.000.000	9.460.383,57	-38.539.616,43	-38.539.616,43	19,7%	19,7%
2 17 04 04	Plant-health measures				2.500.000	2.500.000	1.457.063,19	-1.042.936,81	-1.042.936,81	58,3%	58,3%
2 17 04 05	Other measures				p.m.	p.m.	0,00	0,00	0,00	-	-
2 17 04 07	Feed and food safety and related activities				20.000.000	20.000.000	16.944.068,66	-3.055.931,34	-3.055.931,34	84,7%	84,7%
<b>2007 EAGF EXPENDITURE</b>					<b>42.711.661.000</b>	<b>42.311.661.000</b>	<b>42.119.709.324,67</b>	<b>-591.951.675,33</b>	<b>-191.951.675,33</b>	<b>98,6%</b>	<b>99,5%</b>
2 05 03 02	Other direct aids (**)						1.162.000,00				
<b>TOTAL 2007 EAGF EXPENDITURE</b>					<b>42.120.871.324,67</b>						

(\*) The execution for the article 05 02 16 amounted to 551.435.562,6€ and it was paid from the revenue assigned to this article.  
(\*\*) An amount of 1.162.000€ was paid from the revenue assigned to the item 05 03 02 99.  
(\*\*\*) The initial budget for the item 11 02 03 01 was set at p.m. with 15.000.000€ in the reserve. This reserve was lifted during the budget year.

(\*\*\*\*) FPH = Financial Perspectives Heading / T = Title / C = Chapter / A = Article / I = Item .

## ANNEX 8

## ANALYSIS OF 2007 EAGF BUDGETARY EXECUTION

In EUR

F P H	T	C	A	I	HEADING	INITIAL BUDGET 2007	Amending Budget 7/2007	EXECUTION 2007 (10/2007) Final	DIFF EXE. - INITIAL BUDGET	DIFF EXE. - AB n° 7/2007	% EXE / INITIAL BUDGET	% EXE / Amending Budget 7/2007
						(0)	(1)	(2)	(3) = (2) - (0)	(4) = (2) - (1)	(5) = (2) / (0)	(6) = (2) / (1)
(****)												
<b>05 Agriculture and Rural Development</b>						<b>42.371.361.000</b>	<b>41.971.361.000</b>	<b>41.834.331.375</b>	<b>-537.029.624,63</b>	<b>-137.029.624,63</b>	<b>98,7%</b>	<b>99,7%</b>
<b>05 01 ADMINISTRATIVE EXPENDITURE POLICY AREA AGRICULTURE</b>						<b>8.460.000</b>	<b>8.460.000</b>	<b>6.435.855,07</b>	<b>-2.024.144,93</b>	<b>-2.024.144,93</b>	<b>76,1%</b>	<b>76,1%</b>
2	05	01	04		<b>Support expenditure</b>	<b>8.460.000</b>	<b>8.460.000</b>	<b>6.435.855,07</b>	<b>-2.024.144,93</b>	<b>-2.024.144,93</b>	<b>76,1%</b>	<b>76,1%</b>
2	05	01	04	01	European Agriculture Guarantee Fund (EAGF) — Non-operational technical assistance	8.460.000	8.460.000	5.955.724,07	-2.504.275,93	-2.504.275,93	70,4%	70,4%
2	05	01	04	06	Pilot project on quality promotion — Expenditure on administrative management	p.m.	p.m.	0,00	0,00	0,00	-	-
2	05	01	04	07	Pilot project to conduct a feasibility study on introducing a security fund in the fruit and vegetables sector — Expenditure on administrative management	p.m.	p.m.	480.131,00	480.131,00	480.131,00	-	-
<b>05 02 INTERVENTIONS IN AGRICULTURAL MARKETS</b>						<b>5.615.194.000</b>	<b>4.941.694.000</b>	<b>4.867.557.755,74</b>	<b>-747.636.244,26</b>	<b>-74.136.244,26</b>	<b>86,7%</b>	<b>98,5%</b>
2	05	02	01		<b>Cereals</b>	<b>516.000.000</b>	<b>-11.500.000</b>	<b>-133.318.905,95</b>	<b>-649.318.905,95</b>	<b>-121.818.905,95</b>	<b>-25,8%</b>	<b>1159,0%</b>
2	05	02	01	01	Export refunds for cereals	103.000.000	42.500.000	41.800.329,51	-61.199.670,49	-699.670,49	40,6%	98,4%
2	05	02	01	02	Intervention storage of cereals	316.000.000	-151.000.000	-225.827.363,57	-541.827.363,57	-74.827.363,57	-71,5%	149,6%
2	05	02	01	03	Intervention for starch	97.000.000	97.000.000	50.664.977,60	-46.335.022,40	-46.335.022,40	52,2%	52,2%
2	05	02	01	99	Other measures (cereals)	p.m.	p.m.	43.150,51	43.150,51	43.150,51	-	-
2	05	02	02		<b>Rice</b>	<b>-2.000.000</b>	<b>-2.000.000</b>	<b>-701.983,95</b>	<b>1.298.016,05</b>	<b>1.298.016,05</b>	<b>35,1%</b>	<b>35,1%</b>
2	05	02	02	01	Export refunds on rice	p.m.	p.m.	51.801,59	51.801,59	51.801,59	-	-
2	05	02	02	02	Intervention storage of rice	-2.000.000	-2.000.000	-753.785,54	1.246.214,46	1.246.214,46	37,7%	37,7%
2	05	02	02	99	Other measures (rice)	p.m.	p.m.	0,00	0,00	0,00	-	-
2	05	02	03		<b>Refunds on non-Annex I products</b>	<b>299.000.000</b>	<b>187.000.000</b>	<b>185.159.975,68</b>	<b>-113.840.024,32</b>	<b>-1.840.024,32</b>	<b>61,9%</b>	<b>99,0%</b>
2	05	02	04		<b>Food programmes</b>	<b>278.000.000</b>	<b>278.000.000</b>	<b>249.209.078,56</b>	<b>-28.790.921,44</b>	<b>-28.790.921,44</b>	<b>89,6%</b>	<b>89,6%</b>
2	05	02	04	01	Programmes for deprived persons	274.000.000	274.000.000	247.645.552,05	-26.354.447,95	-26.354.447,95	90,4%	90,4%
2	05	02	04	02	Food aid	4.000.000	4.000.000	1.563.526,51	-2.436.473,49	-2.436.473,49	39,1%	39,1%
2	05	02	04	99	Others measures (food programmes)	p.m.	p.m.	0,00	0,00	0,00	-	-
2	05	02	05		<b>Sugar</b>	<b>323.000.000</b>	<b>323.000.000</b>	<b>455.463.937,89</b>	<b>132.463.937,89</b>	<b>132.463.937,89</b>	<b>141,0%</b>	<b>141,0%</b>
2	05	02	05	01	Export refunds for sugar and isoglucose	419.000.000	419.000.000	509.341.505,16	90.341.505,16	90.341.505,16	121,6%	121,6%
2	05	02	05	03	Production refunds for sugar used in the chemical industry	33.000.000	33.000.000	23.997.952,19	-9.002.047,81	-9.002.047,81	72,7%	72,7%
2	05	02	05	04	Measures to aid the disposal of raw sugar	p.m.	p.m.	4.040.523,96	4.040.523,96	4.040.523,96	-	-
2	05	02	05	07	Adjustment aid for the refining industry	p.m.	p.m.	5.135.478,19	5.135.478,19	5.135.478,19	-	-
2	05	02	05	08	Storage measures for sugar	-129.000.000	-129.000.000	-87.051.521,61	41.948.478,39	41.948.478,39	67,5%	67,5%
2	05	02	05	99	Other measures (sugar)	p.m.	p.m.	0,00	0,00	0,00	-	-
2	05	02	06		<b>Olive oil</b>	<b>50.000.000</b>	<b>50.000.000</b>	<b>64.398.279,70</b>	<b>14.398.279,70</b>	<b>14.398.279,70</b>	<b>128,8%</b>	<b>128,8%</b>
2	05	02	06	03	Storage measures for olive oil	p.m.	p.m.	0,00	0,00	0,00	-	-
2	05	02	06	04	Production refund for olive oil in preserved products	p.m.	p.m.	644.472,02	644.472,02	644.472,02	-	-
2	05	02	06	05	Quality improvement measures	50.000.000	50.000.000	60.275.277,82	10.275.277,82	10.275.277,82	120,6%	120,6%
2	05	02	06	99	Other measures (olive oil)	p.m.	p.m.	3.478.529,86	3.478.529,86	3.478.529,86	-	-
2	05	02	07		<b>Textile plants</b>	<b>22.000.000</b>	<b>22.000.000</b>	<b>20.048.318,93</b>	<b>-1.951.681,07</b>	<b>-1.951.681,07</b>	<b>91,1%</b>	<b>91,1%</b>
2	05	02	07	01	Aid for fibre flax and hemp	22.000.000	22.000.000	19.887.179,79	-2.112.820,21	-2.112.820,21	90,4%	90,4%
2	05	02	07	02	Aid for cotton	p.m.	p.m.	161.139,14	161.139,14	161.139,14	-	-
2	05	02	08		<b>Fruit and vegetables</b>	<b>1.319.758.000</b>	<b>1.285.758.000</b>	<b>1.249.850.855,18</b>	<b>-69.907.144,82</b>	<b>-35.907.144,82</b>	<b>94,7%</b>	<b>97,2%</b>
2	05	02	08	01	Export refunds on fruit and vegetables	27.914.000	27.914.000	21.744.010,52	-6.169.989,48	-6.169.989,48	77,9%	77,9%
2	05	02	08	02	Compensation for withdrawals and buying in	28.844.000	28.844.000	19.527.812,51	-9.316.187,49	-9.316.187,49	67,7%	67,7%
2	05	02	08	03	Operational funds for producer organisations	644.000.000	644.000.000	577.027.191,99	-66.972.808,01	-66.972.808,01	89,6%	89,6%
2	05	02	08	04	Special measures for nuts	p.m.	p.m.	4.662.220,27	4.662.220,27	4.662.220,27	-	-
2	05	02	08	06	Production aid for processed tomato products	279.000.000	245.000.000	243.696.222,66	-35.303.777,34	-1.303.777,34	87,3%	99,5%
2	05	02	08	07	Production aid for fruit-based products	77.000.000	77.000.000	72.797.932,67	-4.202.067,33	-4.202.067,33	94,5%	94,5%
2	05	02	08	08	Intervention for dried grapes and figs	1.000.000	1.000.000	411.634,74	-588.365,26	-588.365,26	41,2%	41,2%
2	05	02	08	09	Compensation to encourage processing of citrus fruits	241.000.000	241.000.000	286.274.677,77	45.274.677,77	45.274.677,77	118,8%	118,8%
2	05	02	08	10	Free distribution of fruit and vegetables	6.000.000	6.000.000	7.272.023,29	1.272.023,29	1.272.023,29	121,2%	121,2%
2	05	02	08	11	Aid to producer groups for preliminary recognition	15.000.000	15.000.000	16.390.061,36	1.390.061,36	1.390.061,36	109,3%	109,3%
2	05	02	08	99	Other measures (fruit and vegetables)	p.m.	p.m.	47.067,40	47.067,40	47.067,40	-	-
2	05	02	09		<b>Products of the wine-growing sector</b>	<b>1.487.000.000</b>	<b>1.487.000.000</b>	<b>1.453.068.251,96</b>	<b>-33.931.748,04</b>	<b>-33.931.748,04</b>	<b>97,7%</b>	<b>97,7%</b>
2	05	02	09	01	Export refunds on products of the wine-growing sector	25.000.000	25.000.000	14.028.951,81	-10.971.048,19	-10.971.048,19	56,1%	56,1%
2	05	02	09	02	Storage of wine and grape must	87.000.000	87.000.000	85.452.310,64	-1.547.689,36	-1.547.689,36	98,2%	98,2%
2	05	02	09	03	Distillation of wine	446.000.000	446.000.000	445.738.124,69	-261.875,31	-261.875,31	99,9%	99,9%
2	05	02	09	04	Storage measures for alcohol	193.000.000	193.000.000	156.703.282,90	-36.296.717,10	-36.296.717,10	81,2%	81,2%

## ANNEX 8

## ANALYSIS OF 2007 EAGF BUDGETARY EXECUTION

In EUR

F P H	T	C	A	I	HEADING	INITIAL BUDGET 2007	Amending Budget 7/2007	EXECUTION 2007 (10/2007) Final	DIFF EXE. - INITIAL BUDGET	DIFF EXE. - AB n° 7/2007	% EXE / INITIAL BUDGET	% EXE / Amending Budget 7/2007
						(0)	(1)	(2)	(3) = (2) - (0)	(4) = (2) - (1)	(5) = (2) / (0)	(6) = (2) / (1)
(****)												
2	05	02	09	05	Aid for the use of must	184.000.000	184.000.000	187.284.067,22	3.284.067,22	3.284.067,22	101,8%	101,8%
2	05	02	09	06	Permanent abandonment premiums for areas under vines	87.000.000	87.000.000	108.845.751,93	21.845.751,93	21.845.751,93	125,1%	125,1%
2	05	02	09	07	Restructuring and conversion of vineyards	465.000.000	465.000.000	454.623.587,77	-10.376.412,23	-10.376.412,23	97,8%	97,8%
2	05	02	09	99	Other measures (wine-growing sector)	p.m.	p.m.	392.175,00	392.175,00	392.175,00	-	-
2	05	02	10		<b>Promotion</b>	<b>45.295.000</b>	<b>45.295.000</b>	<b>50.596.638,31</b>	<b>5.301.638,31</b>	<b>5.301.638,31</b>	<b>111,7%</b>	<b>111,7%</b>
2	05	02	10	01	Promotion measures - Payments by Member States	38.000.000	38.000.000	47.873.132,17	9.873.132,17	9.873.132,17	126,0%	126,0%
2	05	02	10	02	Promotion measures - Direct payments by the European Community	7.295.000	7.295.000	2.723.506,14	-4.571.493,86	-4.571.493,86	37,3%	37,3%
2	05	02	10	99	Other measures (promotion)	p.m.	p.m.	0,00	0,00	0,00	-	-
2	05	02	11		<b>Other plant products/measures</b>	<b>379.000.000</b>	<b>379.000.000</b>	<b>363.460.954,22</b>	<b>-15.539.045,78</b>	<b>-15.539.045,78</b>	<b>95,9%</b>	<b>95,9%</b>
2	05	02	11	01	Dried fodder	152.000.000	152.000.000	154.121.946,24	2.121.946,24	2.121.946,24	101,4%	101,4%
2	05	02	11	04	POSEI (excluding direct aids and FISH 11 02 03)	212.000.000	212.000.000	201.226.009,62	-10.773.990,38	-10.773.990,38	94,9%	94,9%
2	05	02	11	05	Community fund for tobacco (excluding SANCO 17 03 02)	15.000.000	15.000.000	7.599.403,97	-7.400.596,03	-7.400.596,03	50,7%	50,7%
2	05	02	11	99	Other measures (other plant products/measures)	p.m.	p.m.	513.594,39	513.594,39	513.594,39	-	-
2	05	02	12		<b>Milk and Milk products</b>	<b>587.000.000</b>	<b>587.000.000</b>	<b>638.189.884,73</b>	<b>51.189.884,73</b>	<b>51.189.884,73</b>	<b>108,7%</b>	<b>108,7%</b>
2	05	02	12	01	Refunds for milk and milk products	362.000.000	362.000.000	513.377.958,22	151.377.958,22	151.377.958,22	141,8%	141,8%
2	05	02	12	02	Intervention storage of skimmed-milk powder	p.m.	p.m.	0,00	0,00	0,00	-	-
2	05	02	12	03	Aid for disposal of skimmed milk	32.000.000	32.000.000	10.891.476,34	-21.108.523,66	-21.108.523,66	34,0%	34,0%
2	05	02	12	04	Intervention storage of butter and cream	19.000.000	19.000.000	-58.049.190,13	-77.049.190,13	-77.049.190,13	-305,5%	-305,5%
2	05	02	12	05	Other measures relating to butterfat	84.000.000	84.000.000	93.026.938,66	9.026.938,66	9.026.938,66	110,7%	110,7%
2	05	02	12	06	Intervention storage of cheese	24.000.000	24.000.000	21.845.822,90	-2.154.177,10	-2.154.177,10	91,0%	91,0%
2	05	02	12	08	School milk	65.000.000	65.000.000	57.096.878,74	-7.903.121,26	-7.903.121,26	87,8%	87,8%
2	05	02	12	07	Superlevy from milk producers	p.m.	p.m.	0,00	0,00	0,00	-	-
2	05	02	12	99	Other measures (milk and milk products)	1.000.000	1.000.000	0,00	-1.000.000,00	-1.000.000,00	0,0%	0,0%
2	05	02	13		<b>Beef and Veal</b>	<b>117.000.000</b>	<b>117.000.000</b>	<b>98.281.216,39</b>	<b>-18.718.783,61</b>	<b>-18.718.783,61</b>	<b>84,0%</b>	<b>84,0%</b>
2	05	02	13	01	Refunds for beef and veal	46.000.000	46.000.000	31.715.452,80	-14.284.547,20	-14.284.547,20	68,9%	68,9%
2	05	02	13	02	Intervention storage of beef and veal	p.m.	p.m.	-522,16	-522,16	-522,16	-	-
2	05	02	13	03	Exceptional support measures	59.000.000	59.000.000	51.911.277,26	-7.088.722,74	-7.088.722,74	88,0%	88,0%
2	05	02	13	04	Refunds for live animals	12.000.000	12.000.000	14.531.698,60	2.531.698,60	2.531.698,60	121,1%	121,1%
2	05	02	13	99	Other measures (beef and veal)	p.m.	p.m.	123.309,89	123.309,89	123.309,89	-	-
2	05	02	14		<b>Seepmeat and goatmeat</b>	<b>0</b>	<b>0</b>	<b>25.683,89</b>	<b>25.683,89</b>	<b>25.683,89</b>	<b>-</b>	<b>-</b>
2	05	02	14	01	Intervention in the form of storage of sheepmeat and goatmeat	p.m.	p.m.	0,00	0,00	0,00	-	-
2	05	02	14	99	Other measures (sheepmeat and goatmeat)	p.m.	p.m.	25.683,89	25.683,89	25.683,89	-	-
2	05	02	15		<b>Pigmeat, eggs &amp; poultry, bee-keeping &amp; other animal products</b>	<b>194.141.000</b>	<b>194.141.000</b>	<b>173.825.570,20</b>	<b>-20.315.429,80</b>	<b>-20.315.429,80</b>	<b>89,5%</b>	<b>89,5%</b>
2	05	02	15	01	Refunds for pigmeat	22.000.000	22.000.000	20.327.189,12	-1.672.810,88	-1.672.810,88	92,4%	92,4%
2	05	02	15	02	Intervention for pigmeat	p.m.	p.m.	0,00	0,00	0,00	-	-
2	05	02	15	03	Exceptional market-support measures for pigmeat	p.m.	p.m.	0,00	0,00	0,00	-	-
2	05	02	15	04	Refunds on eggs	7.000.000	7.000.000	4.796.813,40	-2.203.186,60	-2.203.186,60	68,5%	68,5%
2	05	02	15	05	Refunds for poultrymeat	84.671.000	84.671.000	86.042.574,86	1.371.574,86	1.371.574,86	101,6%	101,6%
2	05	02	15	06	Specific aid for bee-keeping	20.470.000	20.470.000	20.468.332,57	-1.667,43	-1.667,43	100,0%	100,0%
2	05	02	15	07	Exceptional market-support measures for the poultrymeat and eggs sector	60.000.000	60.000.000	42.190.660,25	-17.809.339,75	-17.809.339,75	70,3%	70,3%
2	05	02	15	99	Other measures (pigmeat, poultry, eggs, bee-keeping & other animal products)	p.m.	p.m.	0,00	0,00	0,00	-	-
2	05	02	16		<b>Sugar Restructuring Fund (*)</b>	<b>p.m.</b>	<b>p.m.</b>	<b>0,00</b>	<b>0,00</b>	<b>0,00</b>	<b>-</b>	<b>-</b>
2	05	02	99		<b>Irregularities (Intervention on agricultural markets)</b>	<b>p.m.</b>	<b>p.m.</b>	<b>0,00</b>	<b>0,00</b>	<b>0,00</b>	<b>-</b>	<b>-</b>
<b>05 03 DIRECT AIDS</b>						<b>36.878.533.000</b>	<b>37.066.533.000</b>	<b>37.044.667.700,84</b>	<b>166.134.700,84</b>	<b>-21.865.299,16</b>	<b>100,5%</b>	<b>99,9%</b>
2	05	03	01		<b>Decoupled direct aids</b>	<b>30.196.000.000</b>	<b>30.337.000.000</b>	<b>30.369.053.532,62</b>	<b>173.053.532,62</b>	<b>32.053.532,62</b>	<b>100,6%</b>	<b>100,1%</b>
2	05	03	01	01	SPS (Single Payment Scheme)	27.918.000.000	28.059.000.000	28.119.326.533,34	201.326.533,34	60.326.533,34	100,7%	100,2%
2	05	03	01	02	SAPS (Single Area Payment Scheme)	2.111.000.000	2.111.000.000	2.082.983.454,50	-28.016.545,50	-28.016.545,50	98,7%	98,7%
2	05	03	01	03	Separate sugar payment	167.000.000	167.000.000	166.743.544,78	-256.455,22	-256.455,22	99,8%	99,8%
2	05	03	02		<b>Other direct aids</b>	<b>6.214.533.000</b>	<b>6.261.533.000</b>	<b>6.259.639.841,41</b>	<b>45.106.841,41</b>	<b>-1.893.158,59</b>	<b>100,7%</b>	<b>100,0%</b>
2	05	03	02	01	COP area payments	1.480.000.000	1.498.000.000	1.488.597.982,44	8.597.982,44	-9.402.017,56	100,6%	99,4%
2	05	03	02	03	Supplementary aid for durum wheat: non-traditional production zones	p.m.	p.m.	1.176,30	1.176,30	1.176,30	-	-
2	05	03	02	04	Supplementary aid for durum wheat: traditional production zones	55.000.000	55.000.000	55.825.209,41	825.209,41	825.209,41	101,5%	101,5%
2	05	03	02	05	Production aid for seeds	25.000.000	25.000.000	22.035.676,21	-2.964.323,79	-2.964.323,79	88,1%	88,1%
2	05	03	02	06	Suckler-cow premiums	1.178.000.000	1.178.000.000	1.179.083.657,98	1.083.657,98	1.083.657,98	100,1%	100,1%

## ANNEX 8

## ANALYSIS OF 2007 EAGF BUDGETARY EXECUTION

In EUR

F P H	T	C	A	I	HEADING	INITIAL BUDGET	Amending Budget	EXECUTION 2007	DIFF EXE. -	DIFF EXE. - AB n°	% EXE /	% EXE /
						2007	7/2007	(10/2007) Final	INITIAL BUDGET	7/2007	INITIAL BUDGET	Amending Budget 7/2007
(****)						(0)	(1)	(2)	(3) = (2) - (0)	(4) = (2) - (1)	(5) = (2) / (0)	(6) = (2) / (1)
2	05	03	02	07	Additional suckler-cow premium	56.000.000	56.000.000	55.970.991,53	-29.008,47	-29.008,47	99,9%	99,9%
2	05	03	02	08	Beef special premium	98.000.000	98.000.000	99.106.826,13	1.106.826,13	1.106.826,13	101,1%	101,1%
2	05	03	02	09	Beef slaughter premium - Calves	128.000.000	128.000.000	126.518.219,12	-1.481.780,88	-1.481.780,88	98,8%	98,8%
2	05	03	02	10	Beef slaughter premium - Adults	232.000.000	232.000.000	235.939.322,49	3.939.322,49	3.939.322,49	101,7%	101,7%
2	05	03	02	11	Beef extensification premium	6.000.000	14.000.000	12.151.893,07	6.151.893,07	-1.848.106,93	202,5%	86,8%
2	05	03	02	12	Additional payments to beef producers	1.000.000	5.000.000	4.330.264,43	3.330.264,43	-669.735,57	433,0%	86,6%
2	05	03	02	13	Sheep and goat premium	263.000.000	263.000.000	251.684.964,06	-11.315.035,94	-11.315.035,94	95,7%	95,7%
2	05	03	02	14	Sheep and goat supplementary premium	80.000.000	80.000.000	78.173.019,69	-1.826.980,31	-1.826.980,31	97,7%	97,7%
2	05	03	02	15	Additional payments in the sheep and goat sector	33.000	33.000	135.100,50	102.100,50	102.100,50	409,4%	409,4%
2	05	03	02	16	Dairy premium	442.000.000	442.000.000	438.208.000,73	-3.791.999,27	-3.791.999,27	99,1%	99,1%
2	05	03	02	17	Additional payments for milk producers	199.000.000	199.000.000	198.874.508,90	-125.491,10	-125.491,10	99,9%	99,9%
2	05	03	02	18	Payments to starch potato producers	112.000.000	112.000.000	88.664.162,15	-23.335.837,85	-23.335.837,85	79,2%	79,2%
2	05	03	02	19	Area aid for rice	175.000.000	175.000.000	173.032.520,21	-1.967.479,79	-1.967.479,79	98,9%	98,9%
2	05	03	02	21	Aid for olive groves	99.000.000	116.000.000	119.275.779,01	20.275.779,01	3.275.779,01	120,5%	102,8%
2	05	03	02	22	Tobacco premium	301.600.000	301.600.000	335.542.149,61	33.942.149,61	33.942.149,61	111,3%	111,3%
2	05	03	02	23	Hops area aid	2.700.000	2.700.000	2.659.356,74	-40.643,26	-40.643,26	98,5%	98,5%
2	05	03	02	24	Specific quality premium for durum wheat	93.000.000	93.000.000	82.280.375,09	-10.719.624,91	-10.719.624,91	88,5%	88,5%
2	05	03	02	25	Protein crop premium	59.000.000	59.000.000	58.200.212,51	-799.787,49	-799.787,49	98,6%	98,6%
2	05	03	02	26	Area payments for nuts	92.400.000	92.400.000	89.538.785,95	-2.861.214,05	-2.861.214,05	96,9%	96,9%
2	05	03	02	27	Aid for energy crops	51.000.000	51.000.000	53.930.405,94	2.930.405,94	2.930.405,94	105,7%	105,7%
2	05	03	02	28	Aid for silkworms	500.000	500.000	608.010,94	108.010,94	108.010,94	121,6%	121,6%
2	05	03	02	29	Area aid for dried grapes	115.000.000	115.000.000	113.241.569,39	-1.758.430,61	-1.758.430,61	98,5%	98,5%
2	05	03	02	30	Compensatory aid for bananas	70.000.000	70.000.000	121.572.228,40	51.572.228,40	51.572.228,40	173,7%	173,7%
2	05	03	02	36	Payments for specific types of farming and quality production	434.000.000	434.000.000	419.579.854,58	-14.420.145,42	-14.420.145,42	96,7%	96,7%
2	05	03	02	38	Transitional aid for sugar beet growers	2.300.000	2.300.000	2.162.524,88	-137.475,12	-137.475,12	94,0%	94,0%
2	05	03	02	39	Additional amount for sugar beet and cane producers	20.000.000	20.000.000	17.167.804,91	-2.832.195,09	-2.832.195,09	85,8%	85,8%
2	05	03	02	40	Area aid for cotton	261.000.000	261.000.000	254.464.345,08	-6.535.654,92	-6.535.654,92	97,5%	97,5%
2	05	03	02	50	POSEI - Community support programmes	64.000.000	64.000.000	63.765.532,27	-234.467,73	-234.467,73	99,6%	99,6%
2	05	03	02	51	POSEI - Earlier regimes	3.000.000	3.000.000	3.791.612,31	791.612,31	791.612,31	126,4%	126,4%
2	05	03	02	52	POSEI - Aegean Islands	16.000.000	16.000.000	13.528.383,17	-2.471.616,83	-2.471.616,83	84,6%	84,6%
2	05	03	02	99	POSEI - Other (**)	p.m.	p.m.	-2.584,72	-2.584,72	-2.584,72	-	-
2	05	03	03	Additional amounts of aid	468.000.000	468.000.000	434.037.057,91	-33.962.942,09	-33.962.942,09	92,7%	92,7%	
2	05	03	04	Ancillary direct aids (relinquats, small producers, agrimonetary aids, etc)	p.m.	p.m.	-18.062.731,10	-18.062.731,10	-18.062.731,10	-	-	
2	05	03	99	Irregularities (Agricultural direct aids)	p.m.	p.m.	0,00	0,00	0,00	-	-	
05	04	RURAL DEVELOPMENT				0,00	0,00	-30.033.225,33	-30.033.225,33	-30.033.225,33	-	-
05	04	01	Rural development financed by the EAGGF Guarantee Section — Completion of earlier programme (2000 to 2006)			0,00	0,00	-30.033.225,33	-30.033.225,33	-30.033.225,33	-	-
2	05	04	01	01	Investments in agricultural holdings (2000 to 2006)	p.m.	p.m.	-6.348.824,76	-6.348.824,76	-6.348.824,76	-	-
2	05	04	01	02	Setting-up of young farmers (2000 to 2006)	p.m.	p.m.	-9.203.140,44	-9.203.140,44	-9.203.140,44	-	-
2	05	04	01	03	Training (2000 to 2006)	p.m.	p.m.	-566.642,75	-566.642,75	-566.642,75	-	-
2	05	04	01	04	Early retirement - Former system (2000 to 2006)	p.m.	p.m.	-2.805.554,54	-2.805.554,54	-2.805.554,54	-	-
2	05	04	01	05	Early retirement - New system (2000 to 2006)	p.m.	p.m.	-13.500,37	-13.500,37	-13.500,37	-	-
2	05	04	01	06	Less favoured areas (2000 to 2006)	p.m.	p.m.	-19.913.266,29	-19.913.266,29	-19.913.266,29	-	-
2	05	04	01	07	Agri-environment. Former system (2000 to 2006)	p.m.	p.m.	-11.072.684,04	-11.072.684,04	-11.072.684,04	-	-
2	05	04	01	08	Agri-environment. New system (2000 to 2006)	p.m.	p.m.	20.254.975,46	20.254.975,46	20.254.975,46	-	-
2	05	04	01	09	Improving the processing and marketing of agricultural products (2000 to 2006)	p.m.	p.m.	18.452.429,45	18.452.429,45	18.452.429,45	-	-
2	05	04	01	10	Forestry - Former system (2000 to 2006)	p.m.	p.m.	-6.256.360,83	-6.256.360,83	-6.256.360,83	-	-
2	05	04	01	11	Forestry - New system (2000 to 2006)	p.m.	p.m.	-5.652.816,84	-5.652.816,84	-5.652.816,84	-	-
2	05	04	01	12	Promoting the adaptation and the development of rural areas (2000 to 2006)	p.m.	p.m.	-3.880.695,85	-3.880.695,85	-3.880.695,85	-	-
2	05	04	01	13	Other rural development measures in the EAGGF Guarantee Section (2000 to 2006)	p.m.	p.m.	-3.027.143,53	-3.027.143,53	-3.027.143,53	-	-
2	05	04	01	99	Recoveries	p.m.	p.m.	0,00	0,00	0,00	-	-



## ANNEX 8

## ANALYSIS OF 2007 EAGF BUDGETARY EXECUTION

In EUR

F P H	T	C	A	I	HEADING	INITIAL BUDGET 2007	Amending Budget 7/2007	EXECUTION 2007 (10/2007) Final	DIFF EXE. - INITIAL BUDGET	DIFF EXE. - AB n° 7/2007	% EXE / INITIAL BUDGET	% EXE / Amending Budget 7/2007
						(0)	(1)	(2)	(3) = (2) - (0)	(4) = (2) - (1)	(5) = (2) / (0)	(6) = (2) / (1)
(****)												
2	05	04	03		Other measures	p.m.	p.m.	0,00	0,00	0,00	-	-
2	05	04	03	02	Plant and animal genetic resources — Completion of earlier measures	p.m.	p.m.	0,00	0,00	0,00	-	-
2	05	04	04		Transitional Instrument for the financing of RD by the EAGGF Guarantee Section for the new Member States	0	0	0,00	0,00	0,00	-	-
<b>05 07 AUDIT OF AGRICULTURAL EXPENDITURE</b>						<b>-172.000.000</b>	<b>-86.500.000</b>	<b>-90.535.241,30</b>	<b>81.464.758,70</b>	<b>-4.035.241,30</b>	<b>52,6%</b>	<b>104,7%</b>
2	05	07	01		Control of agricultural expenditure	-172.000.000	-86.500.000	-90.543.337	81.456.662,91	-4.043.337,09	52,6%	104,7%
2	05	07	01	01	Monitoring and preventive measures, Payments by the Member States	p.m.	p.m.	-29.844,19	-29.844,19	-29.844,19	-	-
2	05	07	01	02	Monitoring and preventive measures, Direct payments by the EC	6.000.000	6.000.000	5.963.938,00	-36.062,00	-36.062,00	99,4%	99,4%
2	05	07	01	05	Checks on application of the rules in agriculture	p.m.	p.m.	0,00	0,00	0,00	-	-
2	05	07	01	06	Accounting clearance of previous years' accounts with regard to shared management expenditure under the EAGGF Guarantee Section (ex heading 1a) and under the EAGF	-178.000.000	-98.000.000	-101.333.043,25	76.666.956,75	-3.333.043,25	56,9%	103,4%
2	05	07	01	07	Conformity clearance of previous years' accounts of shared management expenditure financed by the EAGF	p.m.	2.000.000	1.628.099,23	1.628.099,23	-371.900,77	-	81,4%
2	05	07	01	08	Accounting clearance of previous years' accounts with regard to rural development financed by the EAGGF Guarantee Section (ex heading 1b)	p.m.	3.500.000	3.227.513,12	3.227.513,12	-272.486,88	-	92,2%
2	05	07	01	09	Conformity clearance of previous years' accounts of rural development under the EAGGF Guarantee Section (ex heading 1b) (2000 to 2006)	p.m.	p.m.	0,00	0,00	0,00	-	-
2	05	07	02		Settlement of disputes	p.m.	p.m.	8.095,79	8.095,79	8.095,79	-	-
<b>05 08 POLICY STRATEGY AND COORDINATION OF 'AGRICULTURE AND RURAL DEVELOPMENT' POLICY AREA</b>						<b>41.174.000</b>	<b>41.174.000</b>	<b>36.238.530,35</b>	<b>-4.935.469,65</b>	<b>-4.935.469,65</b>	<b>88,0%</b>	<b>88,0%</b>
2	05	08	01		Farm Accountancy Data Network (FADN)	13.894.000	13.894.000	12.914.944,39	-979.055,61	-979.055,61	93,0%	93,0%
2	05	08	02		Surveys on the structure of agricultural holdings	19.000.000	19.000.000	16.229.929,00	-2.770.071,00	-2.770.071,00	85,4%	85,4%
2	05	08	03		Restructuring of systems for agricultural surveys	1.780.000	1.780.000	1.340.410,75	-439.589,25	-439.589,25	75,3%	75,3%
2	05	08	06		Enhancing public awareness of the CAP	6.500.000	6.500.000	5.753.246,21	-746.753,79	-746.753,79	88,5%	88,5%
2	05	08	07		Completion of earlier measures in the field of information	p.m.	p.m.	0,00	0,00	0,00	-	-
2	05	08	08		External study on the impact of Council Directive 2000/36/EC	p.m.	p.m.	0,00	0,00	0,00	-	-
2	05	08	09		European Agricultural Guarantee Fund (EAGF) — Operational technical assistance	p.m.	p.m.	0,00	0,00	0,00	-	-
<b>11 FISHERIES AND MARITIME AFFAIRS</b>						<b>30.500.000</b>	<b>30.500.000</b>	<b>25.118.832,35</b>	<b>-5.381.167,65</b>	<b>-5.381.167,65</b>	<b>82,4%</b>	<b>82,4%</b>
<b>11 02 FISHERIES MARKETS</b>						<b>30.500.000</b>	<b>30.500.000</b>	<b>25.118.832,35</b>	<b>-5.381.167,65</b>	<b>-5.381.167,65</b>	<b>82,4%</b>	<b>82,4%</b>
2	11	02	01		Intervention in fishery products	15.500.000	15.500.000	10.625.640,93	-4.874.359,07	-4.874.359,07	68,6%	68,6%
2	11	02	01	01	Intervention in fishery products - New measures	15.500.000	15.500.000	10.625.640,93	-4.874.359,07	-4.874.359,07	68,6%	68,6%
2	11	02	01	02	Intervention in fishery products - Completion of earlier measures	p.m.	p.m.	0,00	0,00	0,00	-	-
2	11	02	02		Irregularities (Fisheries markets)	0	0	0	0,00	0,00	-	-
2	11	02	02	01	Irregularities (Fisheries markets) - New measures	p.m.	p.m.	0,00	0,00	0,00	-	-
2	11	02	02	02	Irregularities (Fisheries markets) - Completion of earlier measures	p.m.	p.m.	0,00	0,00	0,00	-	-
2	11	02	03		Fisheries programme for the outermost regions	15.000.000	15.000.000	14.493.191,42	-506.808,58	-506.808,58	96,6%	96,6%
2	11	02	03	01	Fisheries programme for the outermost regions — New measures (****)	15.000.000	15.000.000	14.493.191,42	-506.808,58	-506.808,58	96,6%	96,6%
2	11	02	03	02	Fisheries programme for the outermost regions — Completion of earlier measures	p.m.	p.m.	0,00	0,00	0,00	-	-
<b>17 Veterinary expenditure</b>						<b>309.800.000</b>	<b>309.800.000</b>	<b>260.259.116,95</b>	<b>-49.540.883,05</b>	<b>-49.540.883,05</b>	<b>84,0%</b>	<b>84,0%</b>

## ANNEX 8

## ANALYSIS OF 2007 EAGF BUDGETARY EXECUTION

In EUR

F P H	T	C	A	I	HEADING	INITIAL BUDGET 2007	Amending Budget 7/2007	EXECUTION 2007 (10/2007) Final	DIFF EXE. - INITIAL BUDGET	DIFF EXE. - AB n° 7/2007	% EXE / INITIAL BUDGET	% EXE / Amending Budget 7/2007
						(0)	(1)	(2)	(3) = (2) - (0)	(4) = (2) - (1)	(5) = (2) / (0)	(6) = (2) / (1)
(****)												
<b>17 01 ADMINISTRATIVE EXPENDITURE of VETERINARY COSTS</b>						<b>1.300.000</b>	<b>1.300.000</b>	<b>866.655,00</b>	<b>-433.345,00</b>	<b>-433.345,00</b>	<b>66,7%</b>	<b>66,7%</b>
					<b>17 01 04 Support expenditure for operations of 'Health and consumer protection' Policy Area</b>	<b>1.300.000</b>	<b>1.300.000</b>	<b>866.655,00</b>	<b>-433.345,00</b>	<b>-433.345,00</b>	<b>66,7%</b>	<b>66,7%</b>
2					17 01 04 01 Plant-health measures. Expenditure on administrative management	500.000	500.000	412.905,00	-87.095,00	-87.095,00	82,6%	82,6%
2					17 01 04 04 Pilot study: risk financing model for livestock epidemics. Exp. on Ad.manag.	p.m.	p.m.	0,00	0,00	0,00	-	-
2					17 01 04 05 Feed and food safety and related activities. Expenditure on Admin.manag.	800.000	800.000	453.750,00	-346.250,00	-346.250,00	56,7%	56,7%
<b>17 03 PUBLIC HEALTH</b>						<b>13.500.000</b>	<b>13.500.000</b>	<b>13.499.876,78</b>	<b>-123,22</b>	<b>-123,22</b>	<b>100,0%</b>	<b>100,0%</b>
2					17 03 02 Community tobacco fund — Direct payments by the European Union	13.500.000	13.500.000	13.499.876,78	-123,22	-123,22	100,0%	100,0%
<b>17 04 FOOD SAFETY, ANIMAL HEALTH, ANIMAL WELFARE &amp; PLANT HEALTH</b>						<b>295.000.000</b>	<b>295.000.000</b>	<b>245.892.585,17</b>	<b>-49.107.414,83</b>	<b>-49.107.414,83</b>	<b>83,4%</b>	<b>83,4%</b>
2					17 04 01 Animal disease eradication and monitoring programmes and monitoring of the physical conditions of animals that could pose a public-health risk linked to an external factor	209.500.000	209.500.000	203.984.156,43	-5.515.843,57	-5.515.843,57	97,4%	97,4%
2					17 04 01 01 Animal disease eradication and monitoring programmes and monitoring of the physical conditions of animals that could pose a public-health risk linked to an external factor — New measures	209.500.000	209.500.000	203.984.156,43	-5.515.843,57	-5.515.843,57	97,4%	97,4%
2					17 04 01 02 Animal disease eradication and monitoring programmes and monitoring of the physical conditions of animals that could pose a public-health risk linked to an external factor — Completion of previous measures	p.m.	p.m.	0,00	0,00	0,00	-	-
2					17 04 02 Other measures in the veterinary, animal welfare and public-health field	15.000.000	15.000.000	14.046.913,32	-953.086,68	-953.086,68	93,6%	93,6%
2					17 04 02 01 Other measures in the veterinary, animal welfare and public-health field — New measures	15.000.000	15.000.000	14.046.913,32	-953.086,68	-953.086,68	93,6%	93,6%
2					17 04 02 02 Other measures in the veterinary, animal welfare and public-health field — Completion of previous measures	p.m.	p.m.	0,00	0,00	0,00	-	-
2					17 04 03 Emergency fund for veterinary complaints and other animal contaminations which are a risk to public health	48.000.000	48.000.000	9.460.383,57	-38.539.616,43	-38.539.616,43	19,7%	19,7%
2					17 04 03 01 Emergency fund for veterinary complaints and other animal contaminations which are a risk to public health — New measures	48.000.000	48.000.000	9.460.383,57	-38.539.616,43	-38.539.616,43	19,7%	19,7%
2					17 04 03 02 Emergency fund for veterinary complaints and other animal contaminations which are a risk to public health — Completion of previous measures	p.m.	p.m.	0,00	0,00	0,00	-	-
2					17 04 04 Plant-health measures	2.500.000	2.500.000	1.457.063,19	-1.042.936,81	-1.042.936,81	58,3%	58,3%
2					17 04 04 01 Plant-health measures — New measures	2.500.000	2.500.000	1.457.063,19	-1.042.936,81	-1.042.936,81	58,3%	58,3%
2					17 04 04 02 Plant-health measures — Completion of previous measures	p.m.	p.m.	0,00	0,00	0,00	-	-
2					17 04 05 Other measures	p.m.	p.m.	0,00	0,00	0,00	-	-
2					17 04 07 Feed and food safety and related activities	20.000.000	20.000.000	16.944.068,66	-3.055.931,34	-3.055.931,34	84,7%	84,7%
2					17 04 07 01 Feed and food safety and related activities — New measures	20.000.000	20.000.000	16.944.068,66	-3.055.931,34	-3.055.931,34	84,7%	84,7%
2					17 04 07 02 Feed and food safety and related activities — Completion of previous measures	p.m.	p.m.	0,00	0,00	0,00	-	-
<b>TOTAL 2007 EXPENDITURE</b>						<b>42.711.661.000</b>	<b>42.311.661.000</b>	<b>42.119.709.324,67</b>	<b>-591.951.675,33</b>	<b>-191.951.675,33</b>	<b>98,6%</b>	<b>99,5%</b>
2	05	03	02		Other direct aids (**)			1.162.000,00				
<b>TOTAL 2007 EAGF EXPENDITURE</b>						<b>42.120.871.324,67</b>						

(\*) The execution for the article 05 02 16 amounted to 551.435.562,68 € and it was paid from the revenue assigned to this article.  
 (\*\*) An amount of 1.162.000 € was paid from the revenue assigned to the item 05 03 02 99.

(\*\*\*) The initial budget for the item 11 02 03 01 was set at p.m. with 15.000.000 € in the reserve. This reserve was lifted during the budget year.  
 (\*\*\*\*) FPH = Financial Perspectives Heading / T = Title / C = Chapter / A = Article / I = Item .

## ANNEX 9

## ANALYSIS OF 2007 EXECUTION OF ASSIGNED REVENUE

in EUROS

Assigned Revenue 2007				Execution of Assigned Revenue			Carriedforward to 2008
ITEM	Funds	Description	Amount	Budgetary Line	Description	Amount	
<b>CHAPTER 67 : REVENUE CONCERNING EAGF</b>							
6 7 0 1	IC4	Clearance of accounts EAGF – Assigned revenue	557.763.696,00	05 03 02 99	Other	713.161,54	557.050.534,46
6 7 0 2	IC4	Irregularities EAGF – Assigned revenue	240.273.343,84	05 03 02 99	Other	448.838,46	239.824.505,38
6 7 0 3	IC4	Superlevy from milk producers – Assigned revenue	362.665.224,89	05 02 12 99	Other measures Milk and Milk products		362.665.224,89
<b>6 7 0</b>	<b>IC4</b>	<b>Revenue concerning EAGF</b>	<b>1.160.702.264,73</b>				
<b>6 7</b>	<b>IC4</b>	<b>REVENUE CONCERNING EAGF TOTAL Chapter 67</b>	<b>1.160.702.264,73</b>			<b>1.162.000,00</b>	<b>1.159.540.264,73</b>
<b>CHAPTER 68 : TEMPORARY RESTRUCTURING AMOUNTS</b>							
6 8 0 1	IC4	Temporary restructuring amounts – Assigned revenue	1.287.214.761,38				
6 8 0 2		Irregularities concerning the temporary restructuring fund – Assigned revenue	0,00				
<b>6 8 0</b>	<b>IC4</b>	<b>Temporary restructuring amounts</b>	<b>1.287.214.761,38</b>	05 02 16 00	Sugar Restructuring Fund	551.435.562,68	735.779.198,70
<b>6 8</b>	<b>IC4</b>	<b>TEMPORARY RESTRUCTURING AMOUNTS</b>	<b>1.287.214.761,38</b>			<b>551.435.562,68</b>	<b>735.779.198,70</b>

## ANNEX 10

## EXECUTION OF THE 2007 BUDGET FOR CHAPTER 17 (commitment appropriations) financed by EAGF

		In EUR		
Budget Line		Credits after transfer	Committed	Balance commitments - credits
<b>17.040.101</b>	<b>Animal disease eradication and monitoring programmes and monitoring of the physical conditions of animals that could pose a public-health risk linked to an external factor</b>			
	1 Eradication		83.662.691	
	2 Avian influenza		4.784.000	
	3 TSE surveillance		87.362.465	
	4 BSE eradication		3.777.000	
	5 Scrapie		24.398.000	
	<b>sub total</b>	<b>209.500.000</b>	<b>203.984.156</b>	<b>-5.515.844</b>
<b>17.040.201</b>	<b>Other measures in the veterinary, animal welfare and public-health field</b>			
	1 Lab. de réf. comm.santé animale		2.476.000	
	2 OIE conference rabies + animal welfare standards		150.000	
	3 Collection and analysis data on blue tongue		100.000	
	4 Transport CSF vaccines		4.100	
	5 Storage FMD antigens+ formulation		696.215	
	6 Purchase and storage CSFvaccines		319.923	
	7 Animal welfare temperature study		298.000	
	8 IT tools and communication		2.584.777	
	9 Survey salmonella turkeys		6.240	
	10 Survey salmonella slaughter pigs		12.792	
	11 CAHP evaluation		21.661	
	12 Baseline survey campylo/salmonella in broilers		1.429.092	
	13 Baseline study salmonella breeding pigs		1.950.882	
	14 Sample archive TSE rapid tests		1.535.232	
	15 Study animal welfare labelling		219.975	
	16 EU FMD trust fund		1.500.000	
	<b>sub total</b>	<b>15.000.000</b>	<b>13.304.888</b>	<b>-1.695.112</b>
<b>17.040301</b>	<b>Emergency fund for veterinary complaints and other diseases of animal contaminations which are a risk to public health</b>			
	1 Avian influenza 2006 Hungary first instalment		1.000.000	
	2 Blue tongue Polrtugal 2004/2005		645.633	
	3 Newcastle disease Denmark 2005 final payment		219.386	
	4 Avian influenza Netherlands 2003		5.680.138	
	5 SVD Italy 2006/2007 first instalment		1.200.000	
	6 Avian influenza UK 2006 final payment		385.364	
	7 Avian influenza Denmark 2006 final payment		329.863	
	<b>sub total</b>	<b>48.000.000</b>	<b>9.460.384</b>	<b>-38.539.616</b>
<b>17.040401</b>	<b>Plant-health measures - Expenditure on operational management</b>			
	1 Essais comparatifs		66.395	
	2 Solidarité		694.273	
	3 Inspection infrastructure		48.843	
	4 Poseidom		224.700	
	5 IT		422.853	
	<b>sub total</b>	<b>2.500.000</b>	<b>1.457.063</b>	<b>-1.042.937</b>
<b>17040701</b>	<b>Food and feed control Expenditure on operational management</b>			
	1 IT		1.208.708	
	2 Laboratoires communautaires de référence		8.386.300	
	3 Better traing for safer food		7.349.060	
	<b>sub total</b>	<b>20.000.000</b>	<b>16.944.069</b>	<b>-3.055.931</b>
<b>17.010401</b>	<b>Plant-health measures - Expenditure on administrative management</b>			
	1 Impact assesment harmful organisms + evaluation seeds		412.905	
	<b>sub total</b>	<b>500.000</b>	<b>412.905</b>	<b>-87.095</b>
<b>17.010405</b>	<b>F&amp;F expenditure on administrative management</b>			
	1 Training food and feed (national experts)		400.000	
	2 Cost benefit PHEA and Berlin congress		53.750	
	<b>sub total</b>	<b>800.000</b>	<b>453.750</b>	<b>-346.250</b>
<b>TOTAL</b>		<b>296.300.000</b>	<b>246.017.215</b>	<b>-50.282.785</b>
utilisation en %			83,03%	-16,97%



## TOTAL 2007 EXPENDITURE, BY ARTICLE AND BY MEMBER STATE - 2007 Financial year

In EUR Million

Article	Heading	BE	BG	CZ	DK	DE	EE	IE	GR	ES	FR	IT	CY	LV	LT
05 01 04	Support expenditure of Policy Area Agriculture	-	-	-	-	-	-	-	-	-	-	-	-	-	-
<b>ADMINISTRATIVE AGRICULTURAL EXPENDITURE</b>		<b>0,00</b>	<b>0,00</b>	<b>0,00</b>	<b>0,00</b>	<b>0,00</b>	<b>0,00</b>	<b>0,00</b>	<b>0,00</b>	<b>0,00</b>	<b>0,00</b>	<b>0,00</b>	<b>0,00</b>	<b>0,00</b>	<b>0,00</b>
05 02 01	Cereals	-0,38	-	2,42	-1,96	-104,86	-0,75	-0,18	-1,02	-9,09	29,94	-4,65	-	-1,16	-2,22
05 02 02	Rice	-	-	-	-	-	-	-	7,93	0,05	-3,55	-3,03	-	-	-
05 02 03	Refunds on non-Annex 1 products	25,22	-	1,47	11,04	17,81	0,05	16,16	0,62	5,59	21,35	11,52	0,02	0,18	0,34
05 02 04	Food programmes	4,67	-	-	0,15	-	0,08	0,21	7,54	50,00	47,60	67,01	-	0,03	3,20
05 02 05	Sugar	71,35	-	1,66	43,50	54,51	0,01	1,68	25,22	-4,07	125,96	-35,09	-	0,15	0,59
05 02 06	Olive oil	-	-	-	-	-	-	-	14,16	1,97	0,57	47,59	-	-	-
05 02 07	Textile plants	3,75	-	0,52	0,00	0,21	-	-	-	0,73	12,63	0,02	-	0,11	0,23
05 02 08	Fruit and vegetables	41,91	-	1,29	1,43	26,19	-	3,11	105,34	349,77	138,40	398,59	5,32	-	-
05 02 09	Products of the wine-growing sector	-	0,18	3,35	-	24,01	-	-	24,67	464,26	417,14	419,12	2,53	-	-
05 02 10	Promotion	1,32	-	0,02	0,60	7,90	0,01	0,16	6,58	2,40	7,23	9,97	1,62	0,04	0,22
05 02 11	Other plant products/measures	0,04	-	1,02	2,53	9,60	-	0,15	11,75	156,72	128,64	29,10	-	-	0,03
05 02 12	Milk and milk products	66,02	-	9,63	44,10	96,15	3,74	17,73	0,47	-16,20	87,61	26,69	0,92	2,78	23,86
05 02 13	Beef and veal	0,46	-	0,17	0,71	15,03	-	5,10	-	1,02	2,45	2,19	0,01	-	7,10
05 02 14	Sheepmeat and goatmeat	-	-	-	-	-	-	-	-	-	-	-	-	-	-
05 02 15	Pigmeat, eggs & poultry, bee-keeping & other animal products	4,78	-	1,38	4,19	7,76	0,09	0,3	8,82	10,69	80,93	23,53	0,26	0,08	0,14
05 02 99	Irregularities (intervention on agricultural markets)	-	-	-	-	-	-	-	-	-	-	-	-	-	-
<b>INTERVENTIONS IN AGRICULTURAL MARKETS</b>		<b>219,15</b>	<b>0,18</b>	<b>22,93</b>	<b>106,29</b>	<b>154,29</b>	<b>3,23</b>	<b>44,41</b>	<b>212,06</b>	<b>1.013,83</b>	<b>1.096,91</b>	<b>992,56</b>	<b>10,69</b>	<b>2,20</b>	<b>33,48</b>
05 03 01	Decoupled direct aids	445,20	-	328,62	927,92	5.365,21	35,13	1.254,59	1.904,96	3.294,00	5.722,07	3.214,61	16,94	52,56	134,69
05 03 02	Other direct aids	100,00	-	-	43,57	80,41	-	1,53	507,68	1.501,31	2.285,34	550,26	-	-	-
05 03 03	Additional amounts of aid	6,27	-	-	8,15	49,42	-	19,59	59,59	74,59	66,87	73,06	-	-	-
05 03 04	Ancillary direct aids (reliquats, small producers, agrimonitary aids, etc)	0,00	-	-	0,00	-0,02	-	-0,01	-	0,00	-0,30	-17,53	-	-	-
05 03 99	Irregularities (Agricultural direct aids)	-	-	-	-	-	-	-	-	-	-	-	-	-	-
<b>DIRECT AIDS</b>		<b>551,47</b>	<b>0,00</b>	<b>328,62</b>	<b>979,64</b>	<b>5.495,02</b>	<b>35,13</b>	<b>1.275,69</b>	<b>2.472,23</b>	<b>4.869,90</b>	<b>8.073,98</b>	<b>3.820,40</b>	<b>16,94</b>	<b>52,56</b>	<b>134,69</b>
05 04 01	RD (by ex-EAGGF Guarantee S. - Completion of earlier programme (2000 to 2006)	-1,08	0,00	0,00	-2,46	-3,05	0,00	-0,17	-0,96	-5,50	-5,38	-4,14	0,00	0,00	0,00
05 04 03	Other measures	0,00	0,00	0,00	0,00	0,00	0,00	0,00	0,00	0,00	0,00	0,00	0,00	0,00	0,00
05 04 04	Transitional Instrument for financing RD by ex-EAGGF Guar.S. for the new MS	-	-	-	-	-	-	-	-	-	-	-	-	-	-
<b>RURAL DEVELOPMENT (by ex-EAGGF Guarantee Section)</b>		<b>-1,08</b>	<b>0,00</b>	<b>0,00</b>	<b>-2,46</b>	<b>-3,05</b>	<b>0,00</b>	<b>-0,17</b>	<b>-0,96</b>	<b>-5,50</b>	<b>-5,38</b>	<b>-4,14</b>	<b>0,00</b>	<b>0,00</b>	<b>0,00</b>
05 07 01	Control of agricultural expenditure	-0,31	-	0,00	-	-0,05	-	-0,16	-2,30	-3,30	6,87	-4,69	-0,16	-	-0,01
05 07 02	Settlement of disputes	-	-	-	-	-	-	-	-	-	-	0,01	-	-	-
<b>AUDIT OF AGRICULTURAL EXPENDITURE</b>		<b>-0,31</b>	<b>0,00</b>	<b>0,00</b>	<b>0,00</b>	<b>-0,05</b>	<b>0,00</b>	<b>-0,16</b>	<b>-2,30</b>	<b>-3,30</b>	<b>6,87</b>	<b>-4,68</b>	<b>-0,16</b>	<b>0,00</b>	<b>-0,01</b>
05 08 01	Farm Accountancy Data Network (FADN)	-	-	-	-	-	-	-	-	-	-	-	-	-	-
05 08 02	Surveys on the structure of agricultural holdings	-	-	-	-	-	-	-	-	-	-	-	-	-	-
05 08 03	Restructuring of systems for agricultural surveys	-	-	-	-	-	-	-	-	-	-	-	-	-	-
05 08 06	Enhancing public awareness of the CAP	-	-	-	-	-	-	-	-	-	-	-	-	-	-
05 08 07	Completion of earlier measures in the field of informator	-	-	-	-	-	-	-	-	-	-	-	-	-	-
05 08 08	External study on the impact of Council Directive 2000/36/EC	-	-	-	-	-	-	-	-	-	-	-	-	-	-
05 08 09	European Agricultural Guarantee Fund (EAGF) - Operational technical assistance	-	-	-	-	-	-	-	-	-	-	-	-	-	-
<b>POLICY STRATEGY AND COORDINATION OF AGRICULTURE &amp; RURAL DEV. P.A</b>		<b>0,00</b>	<b>0,00</b>	<b>0,00</b>	<b>0,00</b>	<b>0,00</b>	<b>0,00</b>	<b>0,00</b>	<b>0,00</b>	<b>0,00</b>	<b>0,00</b>	<b>0,00</b>	<b>0,00</b>	<b>0,00</b>	<b>0,00</b>
11 02 01	Intervention in fishery products	-	-	-	-	-	-	-	-	-	-	-	-	-	-
11 02 02	Irregularities (Fisheries markets)	-	-	-	-	-	-	-	-	-	-	-	-	-	-
11 02 03	Fisheries programme for the outermost regions	-	-	-	-	-	-	-	-	-	-	-	-	-	-
<b>FISHERIES MARKETS</b>		<b>0,00</b>	<b>0,00</b>	<b>0,00</b>	<b>0,00</b>	<b>0,00</b>	<b>0,00</b>	<b>0,00</b>	<b>0,00</b>	<b>0,00</b>	<b>0,00</b>	<b>0,00</b>	<b>0,00</b>	<b>0,00</b>	<b>0,00</b>
17 01 04	Support expenditure for veterinary operations	-	-	-	-	-	-	-	-	-	-	-	-	-	-
<b>ADMINISTRATIVE VETERINARY EXPENDITURE</b>		<b>0,00</b>	<b>0,00</b>	<b>0,00</b>	<b>0,00</b>	<b>0,00</b>	<b>0,00</b>	<b>0,00</b>	<b>0,00</b>	<b>0,00</b>	<b>0,00</b>	<b>0,00</b>	<b>0,00</b>	<b>0,00</b>	<b>0,00</b>
17 03 02	Community tobacco fund - Direct payments by the European Union	-	-	-	-	-	-	-	-	-	-	-	-	-	-
<b>PUBLIC HEALTH</b>		<b>0,00</b>	<b>0,00</b>	<b>0,00</b>	<b>0,00</b>	<b>0,00</b>	<b>0,00</b>	<b>0,00</b>	<b>0,00</b>	<b>0,00</b>	<b>0,00</b>	<b>0,00</b>	<b>0,00</b>	<b>0,00</b>	<b>0,00</b>
17 04 01	Animal disease eradication & monitoring programmes of physical conditions of animals that could pose a public-health risk linked to an external factor	-	-	-	-	-	-	-	-	-	-	-	-	-	-
17 04 02	Other measures in the veterinary, animal welfare & public-health field	-	-	-	-	-	-	-	-	-	-	-	-	-	-
17 04 03	Emergency fund for veterinary complaints and other animal contaminations	-	-	-	-	-	-	-	-	-	-	-	-	-	-
17 04 04	Plant-health measures	-	-	-	-	-	-	-	-	-	-	-	-	-	-
17 04 05	Other measures	-	-	-	-	-	-	-	-	-	-	-	-	-	-
17 04 07	Feed and food safety and related activities	-	-	-	-	-	-	-	-	-	-	-	-	-	-
<b>FOOD SAFETY, ANIMAL HEALTH, ANIMAL WELFARE AND PLANT HEALTH</b>		<b>0,00</b>	<b>0,00</b>	<b>0,00</b>	<b>0,00</b>	<b>0,00</b>	<b>0,00</b>	<b>0,00</b>	<b>0,00</b>	<b>0,00</b>	<b>0,00</b>	<b>0,00</b>	<b>0,00</b>	<b>0,00</b>	<b>0,00</b>
<b>TOTAL EAGF 2007 EXPENDITURE</b>		<b>769,23</b>	<b>0,18</b>	<b>351,55</b>	<b>1.083,48</b>	<b>5.646,21</b>	<b>38,35</b>	<b>1.319,78</b>	<b>2.681,03</b>	<b>5.874,93</b>	<b>9.172,37</b>	<b>4.804,14</b>	<b>27,47</b>	<b>54,76</b>	<b>168,16</b>
(*) 05 02 16	Sugar Restructuring Fund	45,42	-	-	-	-	-	78,68	-	27,07	17,50	226,94	-	-	-
<b>TOTAL 2007 EXPENDITURE</b>		<b>814,65</b>	<b>0,18</b>	<b>351,55</b>	<b>1.083,48</b>	<b>5.646,21</b>	<b>38,35</b>	<b>1.398,46</b>	<b>2.681,03</b>	<b>5.902,00</b>	<b>9.189,88</b>	<b>5.031,07</b>	<b>27,47</b>	<b>54,76</b>	<b>168,16</b>

(\*) Payments made on the basis of the assignng revenue foreseen in article 11 of Regulation 320/2006 (Temporary restructuring amounts in the sugar sector)

## TOTAL 2007 EXPENDITURE, BY ARTICLE AND BY MEMBER STATE - 2007 Financial year

In EUR Million

Article	Heading	LU	HU	MT	NL	AT	PL	PT	RO	SI	SK	FI	SE	GB	CE	TOTAL
05 01 04	Support expenditure of Policy Area Agriculture	-	-	-	-	-	-	-	-	-	-	-	-	-	6,44	6,44
<b>ADMINISTRATIVE AGRICULTURAL EXPENDITURE</b>		<b>0,00</b>	<b>0,00</b>	<b>0,00</b>	<b>0,00</b>	<b>0,00</b>	<b>0,00</b>	<b>0,00</b>	<b>0,00</b>	<b>0,00</b>	<b>0,00</b>	<b>0,00</b>	<b>0,00</b>	<b>0,00</b>	<b>6,44</b>	<b>6,44</b>
05 02 01	Cereals	-	-50,15	0,05	15,16	6,47	-10,30	-1,84	-	-0,25	13,03	-4,01	-7,05	-0,52	-	-133,32
05 02 02	Rice	-	-	-	-	-	-	-2,10	-	-	-	-	-	-	0,00	-0,70
05 02 03	Refunds on non-Annex 1 products	-	2,61	-	32,83	10,42	7,66	0,67	-	0,45	0,08	2,00	3,38	13,69	0,00	185,16
05 02 04	Food programmes	0,06	6,64	0,30	-	-	43,22	14,40	-	1,39	-	2,70	-	-	-	249,21
05 02 05	Sugar	-	1,40	-	18,02	4,55	49,54	4,75	-	-1,32	6,93	5,27	6,11	74,77	-	455,46
05 02 06	Olivel oil	-	-	-	-	-	-	0,11	-	-	-	-	-	-	-	64,40
05 02 07	Textile plants	-	-	-	1,52	0,03	0,20	-	-	-	-	0,00	-	0,09	-	20,05
05 02 08	Fruit and vegetables	-	9,03	0,50	68,52	4,08	11,99	46,31	-	0,15	1,24	0,49	3,31	32,90	-	1.249,85
05 02 09	Products of the wine-growing sector	0,41	18,47	0,03	0,01	6,95	-	61,59	6,89	2,33	0,76	-	-	0,37	-	1.453,07
05 02 10	Promotion	-	0,03	-	3,05	1,30	1,49	1,17	-	-	-	0,57	0,18	2,03	2,72	50,60
05 02 11	Other plant products/measures	-	1,46	-	5,06	0,08	0,17	15,53	-	-	0,09	0,00	0,20	1,29	-	363,46
05 02 12	Milk and milk products	0,11	4,11	-	151,99	4,25	18,04	-3,36	-	1,81	0,64	29,58	26,33	41,19	-	638,19
05 02 13	Beef and veal	-	1,25	-	4,65	2,77	3,42	0,02	-	0,02	-	-	0,01	51,92	-	98,28
05 02 14	Sheepmeat and goatmeat	-	-	-	-	-	-	0,03	-	-	-	-	-	-	-	0,03
05 02 15	Pigmeat, eggs & poultry, bee-keeping & other animal products	0,02	5,47	0,00	6,30	1,76	7,26	5,24	-	1,62	1,01	0,62	0,31	1,27	-	173,83
05 02 99	Irregularities (Intervention on agricultural markets)	-	-	-	-	-	-	-	-	-	-	-	-	-	-	-
<b>INTERVENTIONS IN AGRICULTURAL MARKETS</b>		<b>0,60</b>	<b>0,32</b>	<b>0,87</b>	<b>307,09</b>	<b>42,64</b>	<b>132,71</b>	<b>142,50</b>	<b>6,89</b>	<b>6,21</b>	<b>23,78</b>	<b>37,23</b>	<b>32,79</b>	<b>219,01</b>	<b>2,72</b>	<b>4.867,56</b>
05 03 01	Decoupled direct aids	34,71	471,52	-	293,86	508,61	1.076,45	307,69	-	-	133,81	493,93	595,68	3.756,28	-	30.369,05
05 03 02	Other direct aids	0,06	-	1,10	498,26	184,72	-	246,56	-	42,80	-	43,72	121,78	51,70	-	6.260,80
05 03 03	Additional amounts of aid	0,30	-	-	8,89	15,64	-	8,19	-	-	-	10,23	8,84	24,42	-	434,04
05 03 04	Ancillary direct aids (reliques, small producers, agrimonitary aids, etc)	0,00	-	-	-0,21	-	-	-	-	-	-	0,00	-	0,01	-	-18,06
05 03 99	Irregularities (Agricultural direct aids)	-	-	-	-	-	-	-	-	-	-	-	-	-	-	-
<b>DIRECT AIDS</b>		<b>35,07</b>	<b>471,52</b>	<b>1,10</b>	<b>800,80</b>	<b>708,97</b>	<b>1.076,45</b>	<b>562,44</b>	<b>0,00</b>	<b>42,80</b>	<b>133,81</b>	<b>547,88</b>	<b>726,30</b>	<b>3.832,41</b>	<b>0,00</b>	<b>37.045,83</b>
05 04 01	RD (by ex-EAGGF Guarantee S. - Completion of earlier programme (2000 to 2006))	-0,01	0,00	0,00	0,00	-4,82	0,00	-1,71	0,00	0,00	0,00	-0,10	-0,19	-0,47	0,00	-30,03
05 04 03	Other measures	0,00	0,00	0,00	0,00	0,00	0,00	0,00	0,00	0,00	0,00	0,00	0,00	0,00	0,00	-
05 04 04	Transitional Instrument for financing RD by ex-EAGGF Guar.S. for the new MS	-	-	-	-	-	-	-	-	-	-	-	-	-	-	-
<b>RURAL DEVELOPMENT (by ex-EAGGF Guarantee Section)</b>		<b>-0,01</b>	<b>0,00</b>	<b>0,00</b>	<b>0,00</b>	<b>-4,82</b>	<b>0,00</b>	<b>-1,71</b>	<b>0,00</b>	<b>0,00</b>	<b>0,00</b>	<b>-0,10</b>	<b>-0,19</b>	<b>-0,47</b>	<b>0,00</b>	<b>-30,03</b>
05 07 01	Control of agricultural expenditure	1,11	1,35	-0,01	2,35	-	0,30	1,86	-	-0,01	-	0,83	-	-100,16	5,96	-90,54
05 07 02	Settlement of disputes	-	-	-	-	-	-	-	-	-	-	-	-	-	-	0,01
<b>AUDIT OF AGRICULTURAL EXPENDITURE</b>		<b>1,11</b>	<b>1,35</b>	<b>-0,01</b>	<b>2,35</b>	<b>0,00</b>	<b>0,30</b>	<b>1,86</b>	<b>0,00</b>	<b>-0,01</b>	<b>0,00</b>	<b>0,83</b>	<b>0,00</b>	<b>-100,16</b>	<b>5,96</b>	<b>-90,54</b>
05 08 01	Farm Accountancy Data Network (FADN)	-	-	-	-	-	-	-	-	-	-	-	-	-	12,91	12,91
05 08 02	Surveys on the structure of agricultural holdings	-	-	-	-	-	-	-	-	-	-	-	-	-	16,23	16,23
05 08 03	Restructuring of systems for agricultural surveys	-	-	-	-	-	-	-	-	-	-	-	-	-	1,34	1,34
05 08 06	Enhancing public awareness of the CAP	-	-	-	-	-	-	-	-	-	-	-	-	-	5,75	5,75
05 08 07	Completion of earlier measures in the field of informator	-	-	-	-	-	-	-	-	-	-	-	-	-	-	-
05 08 08	External study on the impact of Council Directive 2000/36/EC	-	-	-	-	-	-	-	-	-	-	-	-	-	-	-
05 08 09	European Agricultural Guarantee Fund (EAGF) - Operational technical assistance	-	-	-	-	-	-	-	-	-	-	-	-	-	-	-
<b>POLICY STRATEGY AND COORDINATION OF AGRICULTURE &amp; RURAL DEV. P.A</b>		<b>0,00</b>	<b>0,00</b>	<b>0,00</b>	<b>0,00</b>	<b>0,00</b>	<b>0,00</b>	<b>0,00</b>	<b>0,00</b>	<b>0,00</b>	<b>0,00</b>	<b>0,00</b>	<b>0,00</b>	<b>0,00</b>	<b>36,24</b>	<b>36,24</b>
11 02 01	Intervention in fishery products	-	-	-	-	-	-	-	-	-	-	-	-	-	10,63	10,63
11 02 02	Irregularities (Fisheries markets)	-	-	-	-	-	-	-	-	-	-	-	-	-	-	-
11 02 03	Fisheries programme for the outermost regions	-	-	-	-	-	-	-	-	-	-	-	-	-	14,49	14,49
<b>FISHERIES MARKETS</b>		<b>0,00</b>	<b>0,00</b>	<b>0,00</b>	<b>0,00</b>	<b>0,00</b>	<b>0,00</b>	<b>0,00</b>	<b>0,00</b>	<b>0,00</b>	<b>0,00</b>	<b>0,00</b>	<b>0,00</b>	<b>0,00</b>	<b>25,12</b>	<b>25,12</b>
17 01 04	Support expenditure for veterinary operations	-	-	-	-	-	-	-	-	-	-	-	-	-	0,87	0,87
<b>ADMINISTRATIVE VETERINARY EXPENDITURE</b>		<b>0,00</b>	<b>0,00</b>	<b>0,00</b>	<b>0,00</b>	<b>0,00</b>	<b>0,00</b>	<b>0,00</b>	<b>0,00</b>	<b>0,00</b>	<b>0,00</b>	<b>0,00</b>	<b>0,00</b>	<b>0,00</b>	<b>0,87</b>	<b>0,87</b>
17 03 02	Community tobacco fund - Direct payments by the European Union	-	-	-	-	-	-	-	-	-	-	-	-	-	13,50	13,50
<b>PUBLIC HEALTH</b>		<b>0,00</b>	<b>0,00</b>	<b>0,00</b>	<b>0,00</b>	<b>0,00</b>	<b>0,00</b>	<b>0,00</b>	<b>0,00</b>	<b>0,00</b>	<b>0,00</b>	<b>0,00</b>	<b>0,00</b>	<b>0,00</b>	<b>13,50</b>	<b>13,50</b>
17 04 01	Animal disease eradication & monitoring programmes of physical conditions of animals that could pose a public-health risk linked to an external factor	-	-	-	-	-	-	-	-	-	-	-	-	-	203,98	203,98
17 04 02	Other measures in the veterinary, animal welfare & public-health field	-	-	-	-	-	-	-	-	-	-	-	-	-	14,05	14,05
17 04 03	Emergency fund for veterinary complaints and other animal contaminations	-	-	-	-	-	-	-	-	-	-	-	-	-	9,46	9,46
17 04 04	Plant-health measures	-	-	-	-	-	-	-	-	-	-	-	-	-	1,46	1,46
17 04 05	Other measures	-	-	-	-	-	-	-	-	-	-	-	-	-	0,00	-
17 04 07	Feed and food safety and related activities	-	-	-	-	-	-	-	-	-	-	-	-	-	16,94	16,94
<b>FOOD SAFETY, ANIMAL HEALTH, ANIMAL WELFARE AND PLANT HEALTH</b>		<b>0,00</b>	<b>0,00</b>	<b>0,00</b>	<b>0,00</b>	<b>0,00</b>	<b>0,00</b>	<b>0,00</b>	<b>0,00</b>	<b>0,00</b>	<b>0,00</b>	<b>0,00</b>	<b>0,00</b>	<b>0,00</b>	<b>245,89</b>	<b>245,89</b>
<b>TOTAL EAGF 2007 EXPENDITURE</b>		<b>36,77</b>	<b>473,19</b>	<b>1,97</b>	<b>1.110,24</b>	<b>746,80</b>	<b>1.209,46</b>	<b>705,08</b>	<b>6,89</b>	<b>49,00</b>	<b>157,59</b>	<b>585,83</b>	<b>758,90</b>	<b>3.950,78</b>	<b>336,74</b>	<b>42.120,87</b>
(*) 05 02 16	Sugar Restructuring Fund	-	-	-	17,73	0,35	-	28,00	-	0,60	-	5,00	12,41	91,75	-	551,44
<b>TOTAL 2007 EXPENDITURE</b>		<b>36,77</b>	<b>473,19</b>	<b>1,97</b>	<b>1.127,97</b>	<b>747,15</b>	<b>1.209,46</b>	<b>733,08</b>	<b>6,89</b>	<b>49,60</b>	<b>157,59</b>	<b>590,83</b>	<b>771,30</b>	<b>4.042,53</b>	<b>336,74</b>	<b>42.672,31</b>
		LU	HU	MT	NL	AT	PL	PT	RO	SI	SK	FI	SE	GB	CE	TOTAL

(\*) Payments made on the basis of the assigned revenue foreseen in article 11 of Regulation 320/2006 (Temporary restructuring amounts in the sugar sector)

## EAGF - EXPENDITURE FOR DIRECT AIDS TO PRODUCERS BY MEASURE AND BY MEMBER STATE - 2007 FINANCIAL YEAR

In EUR Million

BUDGETARY LINE	HEADING	BE	BG	CZ	DK	DE	EE	IE	GR	ES	FR	IT	CY	LV	LT
05 03 01 01	SPS (single payment scheme)	445,20	-	-	927,92	5.365,21	-	1.254,59	1.904,96	3.294,00	5.722,07	3.214,61	-	-	-
05 03 01 02	SAPS (single area payment scheme)	-	-	309,56	-	-	35,13	-	-	-	-	-	16,94	48,38	128,22
05 03 01 03	Separate sugar payment	-	-	19,06	-	-	-	-	-	-	-	-	-	4,18	6,48
<b>05 03 01</b>	<b>Decoupled direct aids</b>	<b>445,20</b>	<b>-</b>	<b>328,62</b>	<b>927,92</b>	<b>5.365,21</b>	<b>35,13</b>	<b>1.254,59</b>	<b>1.904,96</b>	<b>3.294,00</b>	<b>5.722,07</b>	<b>3.214,61</b>	<b>16,94</b>	<b>52,56</b>	<b>134,69</b>
05 03 02 01	COP area payments	0,00	-	-	-0,01	0,64	-	0,02	1,53	365,29	1.103,48	1,69	-	-	-
05 03 02 03	Supplementary aid for durum wheat: non-traditional production zones	-	-	-	-	-	-	-	-	0,00	0,00	0,00	-	-	-
05 03 02 04	Supplementary aid for durum wheat: traditional production zones	-	-	-	-	-	-	-	0,64	40,30	14,24	0,64	-	-	-
05 03 02 05	Production aid for seeds	0,77	-	-	-	-	-	-	1,49	5,21	2,21	10,32	-	-	-
05 03 02 06	Suckler-cow premium	74,29	-	-	0,00	0,13	-	0,27	0,26	249,98	701,70	6,61	-	-	-
05 03 02 07	Additional suckler-cow premium	18,57	-	-	-	-	-	-	0,03	26,04	1,20	0,59	-	-	-
05 03 02 08	Beef special premium	0,00	-	-	32,16	0,26	-	0,40	-3,76	1,46	0,41	3,57	-	-	-
05 03 02 09	Beef slaughter premium — Calves	6,03	-	-	-	0,04	-	-	0,00	0,53	74,92	0,89	-	-	-
05 03 02 10	Beef slaughter premium — Adults	0,02	-	-	0,00	0,13	-	0,15	0,05	45,74	94,01	7,40	-	-	-
05 03 02 11	Beef extensification premium	0,01	-	-	0,21	0,09	-	0,26	0,60	2,81	0,84	3,57	-	-	-
05 03 02 12	Additional payments to beef producers	0,00	-	-	-0,18	0,04	-	0,01	0,10	0,37	0,21	2,62	-	-	-
05 03 02 13	Sheep and goat premium	-	-	-	0,71	0,01	-	0,07	0,07	168,58	59,77	0,73	-	-	-
05 03 02 14	Sheep and goat supplementary premium	-	-	-	-	0,00	-	0,02	0,20	52,59	17,91	0,29	-	-	-
05 03 02 15	Additional payments in the sheep and goat sector	-	-	-	-	0,00	-	0,00	0,03	0,05	0,00	0,02	-	-	-
05 03 02 16	Dairy premium	0,00	-	-	-	0,00	-	0,01	14,74	0,17	0,07	0,27	-	-	-
05 03 02 17	Additional payments for milk producers	0,00	-	-	-	0,00	-	-	6,59	0,21	0,04	0,12	-	-	-
05 03 02 18	Payments to starch potato producers	-	-	-	8,51	34,66	-	-	-	-	15,40	-	-	-	-
05 03 02 19	Area aid for rice	-	-	-	-	-	-	-	11,26	47,83	9,03	94,10	-	-	-
05 03 02 21	Aid for olive groves	-	-	-	-	-	-	-	11,72	107,73	0,10	-0,82	-	-	-
05 03 02 22	Tobacco premium	0,00	-	-	-	19,62	-	-	24,19	64,63	44,61	175,63	-	-	-
05 03 02 23	Hops area aid	-	-	-	-	2,28	-	-	-	-	0,09	-	-	-	-
05 03 02 24	Specific quality premium for durum wheat	-	-	-	-	-	-	-	17,94	22,17	7,98	33,83	-	-	-
05 03 02 25	Protein crop premium	0,08	-	-	0,71	7,06	-	0,24	0,22	9,85	17,08	5,16	-	-	-
05 03 02 26	Area payments for nuts	0,00	-	-	-	0,05	-	-	4,76	63,69	1,99	14,81	-	-	-
05 03 02 27	Aid for energy crops	0,23	-	-	1,46	15,39	-	0,09	-	9,41	16,41	0,15	-	-	-
05 03 02 28	Aid for silkworms	-	-	-	-	-	-	-	0,56	0,01	0,00	0,03	-	-	-
05 03 02 29	Area aid for dried grapes	-	-	-	-	-	-	-	111,89	1,35	-	-	-	-	-
05 03 02 30	Compensatory aid for bananas	-	-	-	-	-	-	-	0,62	42,99	75,52	-	-	-	-
05 03 02 36	Payments for specific types of farming and quality production	-	-	-	-	-	-	-	94,50	98,36	-	170,86	-	-	-
05 03 02 38	Transitional aid for sugar beet growers	-	-	-	-	-	-	-	-	-	-	-	-	-	-
05 03 02 39	Additional amount for sugar beet and cane producers	-	-	-	-	-	-	-	-	-	-	17,17	-	-	-
05 03 02 40	Area aid for cotton	-	-	-	-	-	-	-	193,93	60,53	-	-	-	-	-
05 03 02 50	POSEI — Community support programmes	-	-	-	-	-	-	-	-	12,11	22,51	-	-	-	-
05 03 02 51	POSEI — Earlier regimes	-	-	-	-	-	-	-	-	0,91	2,88	-	-	-	-
05 03 02 52	POSEI — Aegean Islands	-	-	-	-	-	-	-	13,53	-	-	-	-	-	-
05 03 02 99	Other	-	-	-	-	-	-	-	-	0,00	0,04	-0,05	-	-	-
05 03 02 99	Other (*)	-	-	-	-	-	-	-	0,02	0,41	0,69	0,04	-	-	-
<b>05 03 02</b>	<b>Other direct aids</b>	<b>100,00</b>	<b>-</b>	<b>-</b>	<b>43,57</b>	<b>80,41</b>	<b>-</b>	<b>1,53</b>	<b>507,66</b>	<b>1.500,90</b>	<b>2.284,65</b>	<b>550,22</b>	<b>-</b>	<b>-</b>	<b>-</b>
<b>05 03 02</b>	<b>Other direct aids (**)</b>	<b>-</b>	<b>-</b>	<b>-</b>	<b>-</b>	<b>-</b>	<b>-</b>	<b>-</b>	<b>0,02</b>	<b>0,41</b>	<b>0,69</b>	<b>0,04</b>	<b>-</b>	<b>-</b>	<b>-</b>
05 03 03 00	Additional amounts of aid	6,27	-	-	8,15	49,42	-	19,59	59,59	74,59	66,87	73,06	-	-	-
<b>05 03 03</b>	<b>Additional amounts of aid</b>	<b>6,27</b>	<b>-</b>	<b>-</b>	<b>8,15</b>	<b>49,42</b>	<b>-</b>	<b>19,59</b>	<b>59,59</b>	<b>74,59</b>	<b>66,87</b>	<b>73,06</b>	<b>-</b>	<b>-</b>	<b>-</b>
05 03 04 00	Ancillary direct aids (outstanding balances, small producers, agrimonetary aids, ..)	0,00	-	-	0,00	-0,02	-	-0,01	-	0,00	-0,30	-17,53	-	-	-
<b>05 03 04</b>	<b>Ancillary direct aids (outstanding balances, small producers, agrimonetary aids, etc.)</b>	<b>0,00</b>	<b>-</b>	<b>-</b>	<b>0,00</b>	<b>-0,02</b>	<b>-</b>	<b>-0,01</b>	<b>-</b>	<b>0,00</b>	<b>-0,30</b>	<b>-17,53</b>	<b>-</b>	<b>-</b>	<b>-</b>
<b>TOTAL DIRECT AIDS of EAGF 2007 EXPENDITURE (*)</b>		<b>551,47</b>	<b>-</b>	<b>328,62</b>	<b>979,64</b>	<b>5.495,02</b>	<b>35,13</b>	<b>1.275,69</b>	<b>2.472,23</b>	<b>4.869,90</b>	<b>8.073,98</b>	<b>3.820,40</b>	<b>16,94</b>	<b>52,56</b>	<b>134,69</b>
		BE	BG	CZ	DK	DE	EE	IE	GR	ES	FR	IT	CY	LV	LT

(\*) Of which EUR 37 044. 7 million of the grand total, was paid from budget appropriations and an amount of EUR 1.2 was paid from the revenue assigned to the item 05 03 02 99 (of assigned revenue to EAGF).

(\*\*) Assigned revenue to EAGF



## EAGF - EXPENDITURE FOR DIRECT AIDS TO PRODUCERS BY MEASURE AND BY MEMBER STATE - 2007 FINANCIAL YEAR

In EUR Million

BUDGETARY LINE	HEADING	LU	HU	MT	NL	AT	PL	PT	RO	SI	SK	FI	SE	GB	TOTAL
05 03 01 01	SPS (single payment scheme)	34,71	-	-	293,86	508,61	-	307,69	-	-	-	493,93	595,68	3.756,28	28.119,3
05 03 01 02	SAPS (single area payment scheme)	-	445,42	-	-	-	977,32	-	-	-	122,03	-	-	-	2.083,0
05 03 01 03	Separate sugar payment	-	26,11	-	-	-	99,14	-	-	-	11,79	-	-	-	166,7
<b>05 03 01</b>	<b>Decoupled direct aids</b>	<b>34,71</b>	<b>471,52</b>	<b>-</b>	<b>293,86</b>	<b>508,61</b>	<b>1.076,45</b>	<b>307,69</b>	<b>-</b>	<b>-</b>	<b>133,81</b>	<b>493,93</b>	<b>595,68</b>	<b>3.756,28</b>	<b>30.369,1</b>
05 03 02 01	COP area payments	-0,01	-	0,16	1,4	-0,16	-	-0,02	-	13,82	-	0,02	0,02	0,76	1.488,6
05 03 02 03	Supplementary aid for durum wheat: non-traditional production zones	-	-	-	-	-	-	-	-	-	-	-	-	-	0,0
05 03 02 04	Supplementary aid for durum wheat: traditional production zones	-	-	-	-	0,01	-	-	-	-	-	-	-	-	55,8
05 03 02 05	Production aid for seeds	-	-	-	0,62	-	-	0,24	-	0,01	-	1,15	-	-	22,0
05 03 02 06	Suckler-cow premium	-	-	-	0,08	66,57	-	74,33	-	4,75	-	0,01	0,00	0,10	1.179,1
05 03 02 07	Additional suckler-cow premium	-	-	-	-	0,08	-	8,88	-	0,58	-	0,00	-	0,01	56,0
05 03 02 08	Beef special premium	0,02	-	0,17	0,16	-0,04	-	0,00	-	5,76	-	22,37	35,82	0,35	99,1
05 03 02 09	Beef slaughter premium — Calves	0,00	-	-	38,70	4,23	-	0,89	-	0,30	-	0,00	0,00	0,00	126,5
05 03 02 10	Beef slaughter premium — Adults	0,00	-	0,15	59,93	16,27	-	8,10	-	3,62	-	0,01	0,00	0,37	235,9
05 03 02 11	Beef extensification premium	0,01	-	-	0,02	0,03	-	0,06	-	3,03	-	0,01	0,04	0,57	12,2
05 03 02 12	Additional payments to beef producers	0,00	-	-	0,08	0,00	-	0,00	-	1,01	-	0,00	0,00	0,07	4,3
05 03 02 13	Sheep and goat premium	-	-	0,03	0,01	0,00	-	20,50	-	0,54	-	0,53	-	0,14	251,7
05 03 02 14	Sheep and goat supplementary premium	-	-	-	0,00	0,00	-	6,77	-	0,17	-	0,18	-	0,04	78,2
05 03 02 15	Additional payments in the sheep and goat sector	-	-	-	0,00	-	-	-	-	0,03	-	0,00	-	0,01	0,1
05 03 02 16	Dairy premium	-	-	0,41	259,13	63,41	-	43,20	-	4,51	-	0,01	52,28	-	438,2
05 03 02 17	Additional payments for milk producers	-	-	0,19	117,07	29,00	-	19,99	-	2,13	-	0,00	23,54	-	198,9
05 03 02 18	Payments to starch potato producers	-	-	-	21,04	2,53	-	-	-	-	-	3,39	3,13	-	88,7
05 03 02 19	Area aid for rice	-	-	-	-	-	-	10,82	-	-	-	-	-	-	173,0
05 03 02 21	Aid for olive groves	-	-	-	-	-	-	0,48	-	0,07	-	-	-	-	119,3
05 03 02 22	Tobacco premium	-	-	-	-	-	-	6,85	-	-	-	-	-	-	335,5
05 03 02 23	Hops area aid	-	-	-	-	0,02	-	-	-	0,27	-	-	-	-	2,7
05 03 02 24	Specific quality premium for durum wheat	-	-	-	-	0,27	-	0,09	-	-	-	-	-	-	82,3
05 03 02 25	Protein crop premium	0,02	-	-	0,04	2,01	-	0,22	-	0,04	-	0,31	2,09	13,10	58,2
05 03 02 26	Area payments for nuts	0,00	-	-	0,01	0,01	-	4,20	-	0,00	-	-	-	0,02	89,5
05 03 02 27	Aid for energy crops	0,03	-	-	0,03	0,49	-	0,01	-	0,01	-	0,61	2,00	7,63	53,9
05 03 02 28	Aid for silkworms	-	-	-	-	-	-	-	-	-	-	-	-	-	0,6
05 03 02 29	Area aid for dried grapes	-	-	-	-	-	-	0,01	-	-	-	-	-	-	113,2
05 03 02 30	Compensatory aid for bananas	-	-	-	-	-	-	2,44	-	-	-	-	-	-	121,6
05 03 02 36	Payments for specific types of farming and quality production	-	-	-	-	-	-	9,35	-	-	-	15,11	2,86	28,54	419,6
05 03 02 38	Transitional aid for sugar beet growers	-	-	-	-	-	-	-	-	2,16	-	-	-	-	2,2
05 03 02 39	Additional amount for sugar beet and cane producers	-	-	-	-	-	-	-	-	-	-	-	-	-	17,2
05 03 02 40	Area aid for cotton	-	-	-	-	-	-	-	-	-	-	-	-	-	254,5
05 03 02 50	POSEI — Community support programmes	-	-	-	-	-	-	29,14	-	-	-	-	-	-	63,8
05 03 02 51	POSEI — Earlier regimes	-	-	-	-	-	-	0,00	-	-	-	-	-	-	3,8
05 03 02 52	POSEI — Aegean Islands	-	-	-	-	-	-	-	-	-	-	-	-	-	13,5
05 03 02 99	Other	-	-	-	-	-	-	-	-	-	-	-	-	-	-0,0
05 03 02 99	Other (*)	-	-	-	-	-	-	-	-	-	-	-	-	-	1,2
<b>05 03 02</b>	<b>Other direct aids</b>	<b>0,06</b>	<b>-</b>	<b>1,10</b>	<b>498,26</b>	<b>184,72</b>	<b>-</b>	<b>246,56</b>	<b>-</b>	<b>42,80</b>	<b>-</b>	<b>43,72</b>	<b>121,78</b>	<b>51,70</b>	<b>6.259,6</b>
<b>05 03 02</b>	<b>Other direct aids (**)</b>	<b>-</b>	<b>-</b>	<b>-</b>	<b>-</b>	<b>-</b>	<b>-</b>	<b>-</b>	<b>-</b>	<b>-</b>	<b>-</b>	<b>-</b>	<b>-</b>	<b>-</b>	<b>1,2</b>
05 03 03 00	Additional amounts of aid	0,30	-	-	8,89	15,64	-	8,19	-	-	-	10,23	8,84	24,42	434,0
<b>05 03 03</b>	<b>Additional amounts of aid</b>	<b>0,30</b>	<b>-</b>	<b>-</b>	<b>8,89</b>	<b>15,64</b>	<b>-</b>	<b>8,19</b>	<b>-</b>	<b>-</b>	<b>-</b>	<b>10,23</b>	<b>8,84</b>	<b>24,42</b>	<b>434,0</b>
05 03 04 00	Ancillary direct aids (outstanding balances, small producers, agrimonetary aids, ..)	0,00	-	-	-0,21	-	-	-	-	-	-	0,00	-	0,01	-18,1
<b>05 03 04</b>	<b>Ancillary direct aids (outstanding balances, small producers, agrimonetary aids, etc.)</b>	<b>0,00</b>	<b>-</b>	<b>-</b>	<b>-0,21</b>	<b>-</b>	<b>-</b>	<b>-</b>	<b>-</b>	<b>-</b>	<b>-</b>	<b>0,00</b>	<b>-</b>	<b>0,01</b>	<b>-18,1</b>
<b>TOTAL DIRECT AIDS of EAGF 2007 EXPENDITURE (*)</b>		<b>35,07</b>	<b>471,52</b>	<b>1,10</b>	<b>800,80</b>	<b>708,97</b>	<b>1.076,45</b>	<b>562,44</b>	<b>-</b>	<b>42,80</b>	<b>133,81</b>	<b>547,88</b>	<b>726,30</b>	<b>3.832,41</b>	<b>37.045,8</b>
		LU	HU	MT	NL	AT	PL	PT	RO	SI	SK	FI	SE	GB	GRAND TOTAL (*)

(\*) Of which EUR 37 044. 7 million of the grand total, was paid from budget appropriations and an amount of EUR 1.2 was paid from the revenue assigned to the item 05 03 02 99 (of assigned revenue to EAGF).

(\*\*) Fund Source C4. Assigned revenue to EAGF

## ANNEX 14

## EAGF 2007 EXPENDITURE BY SECTOR according to the economic nature of the measures

In EUR Million

HEADING	TOTAL EXPENDITURE	%	EXPORT REFUNDS	%	STORAGE	%	DIRECT AIDS	%	OTHER INTERVENTIONS	%
SPS - Single Payment Scheme	28.119,327	66,76%	-	-	-	-	28.119,327	75,90%	-	-
SAPS - Single Area Payment Scheme	2.082,983	4,95%	-	-	-	-	2.082,983	5,62%	-	-
SUGAR - Separate Sugar Payment	166,744	0,40%	-	-	-	-	166,744	0,45%	-	-
OTHER DIRECT AIDS	6.259,640	14,86%	-	-	-	-	6.259,640	16,90%	-	-
OTHER DIRECT AIDS (1)	1,162	0,00%	-	-	-	-	1,162	0,00%	-	-
ADDITIONAL AMOUNTS OF AID	434,037	1,03%	-	-	-	-	434,037	1,17%	-	-
ANCILLARY DIRECT AID	-18,063	-0,04%	-	-	-	-	-18,063	-0,05%	-	-
CEREALS	-133,319	-0,32%	41,800	2,89%	-225,827	211,63%	-	-	50,708	1,36%
SUGAR	455,464	1,08%	509,342	35,26%	-87,052	81,58%	-	-	33,174	0,89%
OLIVE OIL	64,398	0,15%	0,188	0,01%	-	-	-	-	64,211	1,72%
DRIED FODDER	154,122	0,37%	-	-	-	-	-	-	154,122	4,12%
FLAX AND HEMP	19,887	0,05%	-	-	0,562	-0,53%	-	-	19,326	0,52%
COTTON	0,161	0,00%	-	-	-	-	-	-	0,161	0,00%
FRUITS AND VEGETABLES	1.249,851	2,97%	21,744	1,51%	0,412	-0,39%	-	-	1.227,695	32,85%
PRODUCTS OF THE WINE-GROWING SECTOR	1.453,068	3,45%	14,029	0,97%	242,156	-226,93%	-	-	1.196,884	32,03%
TOBACCO	7,599	0,02%	-	-	-	-	-	-	7,599	0,20%
RICE	-0,702	0,00%	0,052	0,00%	-0,754	0,71%	-	-	-	-
MILK AND MILK PRODUCTS	638,190	1,52%	513,378	35,54%	-36,203	33,93%	-	-	161,015	4,31%
BEEF AND VEAL	98,281	0,23%	46,247	3,20%	-0,001	0,00%	-	-	52,035	1,39%
SHEEPMEAT AND GOATMEAT	0,026	0,00%	-	-	-	-	-	-	0,026	0,00%
PIGMEAT, EGGS AND POULTRY	173,826	0,41%	111,167	7,69%	-	-	-	-	62,659	1,68%
FISH	25,119	0,06%	-	-	-	-	-	-	25,119	0,67%
NON-ANNEX I PRODUCTS	185,160	0,44%	185,160	12,82%	-	-	-	-	-	-
FOOD AID	249,209	0,59%	1,564	0,11%	-	-	-	-	247,646	6,63%
POSEI	201,226	0,48%	-	-	-	-	-	-	201,226	5,38%
RURAL DEVELOPMENT financed by ex-EAGGF Guarantee Section (5)	-26,806	-0,06%	-	-	-	-	-	-	-26,806	-0,72%
POLICY STRATEGY AND COORDINATION	36,239	0,09%	-	-	-	-	-	-	36,239	0,97%
AUDIT OF AGRICULTURAL EXPENDITURE (6)	-93,771	-0,22%	-	-	-	-	-	-	-93,771	-2,51%
SETTLEMENT OF DISPUTES	0,008	0,00%	-	-	-	-	-	-	0,008	0,00%
PROMOTION ACTIONS	50,597	0,12%	-	-	-	-	-	-	50,597	1,35%
VETERINARY MEASURES	260,259	0,62%	-	-	-	-	-	-	260,259	6,96%
OTHER MEASURES / OTHER PRODUCTS (7)	6,949	0,02%	-	-	-	-	-	-	6,949	0,19%
<b>TOTAL 2007 EAGF EXPENDITURE</b>	<b>42.120,871</b>		<b>1.444,670</b>		<b>-106,708</b>		<b>37.045,830</b>		<b>3.737,080</b>	
Sugar Restructuring Fund (4)	551,436								551,436	
<b>TOTAL 2007 EXPENDITURE</b>	<b>42.672,307</b>		<b>1.444,670</b>		<b>-106,708</b>		<b>37.045,830</b>		<b>4.288,515</b>	

(1) Amount paid from assigned revenue to EAGF

(2) % Total EAGF expenditure

(3) % Total Sector expenditure

(4) Payments made on the basis of the assigned revenue foreseen in article 11 of Regulation 320/2006 (Temporary restructuring amounts in the sugar sector)

(5) Audit of ex-subheading 1b Rural Development of ex-EAGGF Guarantee section, included

(6) Audit of ex-subheading 1a of ex-EAGGF Guarantee section

(7) Other Plant products/measures &amp; Support of administrative expenditure Agriculture and Rural development Policy Area

## ANNEX 15

## EVOLUTION OF EUROPEAN AGRICULTURAL GUARANTEE FUND EXPENDITURE BY ARTICLE / EAGF - 2007 FINANCIAL YEAR

In Eur Million

Budgetary Line	HEADING	2007	2008	2009	2010	2011	2012	2013
05 01 04	Support expenditure of Policy Area Agriculture	6,44						
	<b>ADMINISTRATIVE AGRICULTURAL EXPENDITURE</b>	<b>6,44</b>						
05 02 01	Cereals	-133,32						
05 02 02	Rice	-0,70						
05 02 03	Refunds on non-Annex 1 products	185,16						
05 02 04	Food programmes	249,21						
05 02 05	Sugar	455,46						
05 02 06	Olive oil	64,40						
05 02 07	Textile plants	20,05						
05 02 08	Fruit and vegetables	1.249,85						
05 02 09	Products of the wine-growing sector	1.453,07						
05 02 10	Promotion	50,60						
05 02 11	Other plant products/measures	363,46						
05 02 12	Milk and milk products	638,19						
05 02 13	Beef and veal	98,28						
05 02 14	Sheepmeat and goatmeat	0,03						
05 02 15	Pigmeat, eggs and poultry, bee-keeping and other animal products	173,83						
05 02 99	Irregularities (Intervention on agricultural markets)	-						
	<b>INTERVENTIONS IN AGRICULTURAL MARKETS</b>	<b>4.867,56</b>						
05 03 01	Decoupled direct aids	30.369,05						
05 03 02	Other direct aids	6.259,64						
05 03 02	Other direct aids (*)	1,16						
05 03 03	Additional amounts of aid	434,04						
05 03 04	Ancillary direct aids (outstanding balances, small producers, agrimonetary aids, etc.)	-18,06						
05 03 99	Irregularities (Agricultural direct aids)	-						
	<b>DIRECT AIDS</b>	<b>37.044,67</b>						
	<b>DIRECT AIDS (*)</b>	<b>1,16</b>						
05 04 01	Rural development financed by the EAGGF Guarantee Section — Completion of earlier programme (2000 to 2006)	-30,03						
05 04 03	Other measures	-						
05 04 04	Transitional instrument for the financing of rural development by the EAGGF Guarantee Section for the new Member States — Completion of programmes (2004 to 2006)	-						
	<b>RURAL DEVELOPMENT (by ex-EAGGF Guarantee Section)</b>	<b>-30,03</b>						
05 07 01	Control of agricultural expenditure	-90,54						
05 07 02	Settlement of disputes	0,01						
	<b>AUDIT OF AGRICULTURAL EXPENDITURE</b>	<b>-90,54</b>						
05 08 01	Farm Accountancy Data Network (FADN)	12,91						
05 08 02	Surveys on the structure of agricultural holdings	16,23						
05 08 03	Restructuring of systems for agricultural surveys	1,34						
05 08 06	Enhancing public awareness of the common agricultural policy	5,75						
05 08 07	Completion of earlier measures in the field of information	-						
05 08 08	External study on the impact of Directive 2000/36/EC of the European Parliament and of the Council	-						
05 08 09	European Agricultural Guarantee Fund (EAGF) — Operational technical assistance	-						
	<b>POLICY STRATEGY AND COORDINATION OF AGRICULTURE and RURAL DEVELOPMENT P.A.</b>	<b>36,24</b>						
11 02 01	Intervention in fishery products	10,63						
11 02 02	Irregularities (Fisheries markets)	-						
11 02 03	Fisheries programme for the outermost regions	14,49						
	<b>FISHERIES MARKETS</b>	<b>25,12</b>						
17 01 04	Support expenditure for veterinary operations	0,87						
	<b>ADMINISTRATIVE VETERINARY EXPENDITURE</b>	<b>0,87</b>						
17 03 02	Community tobacco fund - Direct payments by the European Union	13,50						
	<b>PUBLIC HEALTH</b>	<b>13,50</b>						
17 04 01	Animal disease eradication and monitoring programmes and monitoring of the physical conditions of animals that could pose a public health risk linked to an external factor	203,98						
17 04 02	Other measures in the veterinary, animal welfare and public health field	14,05						
17 04 03	Emergency fund for veterinary complaints and other animal contaminations which are a risk to public health	9,46						
17 04 04	Plant-health measures	1,46						
17 04 05	Other measures	-						
17 04 07	Feed and food safety and related activities	16,94						
	<b>FOOD SAFETY, ANIMAL HEALTH, ANIMAL WELFARE AND PLANT HEALTH</b>	<b>245,89</b>						
	<b>TOTAL EAGF 2007 EXPENDITURE</b>	<b>42.120,87</b>						
05 02 16	Sugar Restructuring Fund(**)	551,44						
	<b>TOTAL 2007 EXPENDITURE</b>	<b>42.672,31</b>						

(\*) Amount paid from assigned revenue to EAGF

(\*\*) Payments made on the basis of the assigned revenue foreseen in article 11 of Regulation 320/2006 (Temporary restructuring amounts in the sugar sector)

## ANNEX 15 Bis

## EVOLUTION of ex-EAGGF GUARANTEE SECTION EXPENDITURE BY ARTICLE - FINANCIAL YEARS 2004 - 2005 - 2006

In Eur Million

Budgetary Line (1)	Heading	2004	2005	Budgetary Line (2)	Heading	2006
05 01 04	Support expenditure of Agriculture	1,8	3,2	05 01 04	Support expenditure of Agriculture	2,3
<b>05 01</b>	<b>ADMINISTRATIVE EXPENDITURE</b>	<b>1,8</b>	<b>3,2</b>	<b>05 01</b>	<b>ADMINISTRATIVE EXPENDITURE</b>	<b>2,3</b>
05 02 01	Market measures on cereals	364,0	665,6	05 02 01	Cereals	562,8
05 02 02	Rice	180,1	436,2	05 02 02	Rice	-2,3
05 02 03	Direct payments for arable crops	16.962,8	17.145,8	05 02 03	Refunds on non-Annex 1 products	274,1
05 02 04	Food programmes	209,8	222,1	05 02 04	Food programmes	228,8
05 02 05	Sugar	1.415,7	1.792,9	05 02 05	Sugar	1.520,7
05 02 06	Olive oil	2.372,5	2.311,3	05 02 06	Olive oil	29,5
05 02 07	Textile plants	851,0	972,5	05 02 07	Textile plants	935,1
05 02 08	Fruit and vegetables	1.577,5	1.748,4	05 02 08	Fruit and vegetables	1.371,6
05 02 09	Products of the wine-growing sector	1.091,9	1.267,2	05 02 09	Products of the wine-growing sector	1.487,1
05 02 10	Tobacco	929,2	922,7	05 02 10	Promotion	38,9
05 02 11	Other plant products/measures	715,4	601,0	05 02 11	Other plant products/measures	311,0
05 02 12	Direct aids of a horizontal nature	0,0	1.453,1	05 02 12	Milk and milk products	1.009,6
05 02 99	Recoveries	-	-69,4	05 02 13	Beef and veal	252,9
				05 02 14	Sheepmeat and goatmeat	0,0
<b>05 02</b>	<b>PLANT PRODUCTS</b>	<b>26.669,9</b>	<b>29.469,3</b>	05 02 15	Pigmeat, eggs and poultry, bee-keeping and other animal products	101,1
				05 02 99	Recoveries	-54,3
05 03 01	Milk and milk products	2.264,5	2.755,1	<b>05 02</b>	<b>INTERVENTIONS IN AGRICULTURAL MARKETS</b>	<b>8.066,7</b>
05 03 02	Beef and veal	7.776,1	8.176,0	05 03 01	Decoupled direct aids	15.947,5
05 03 03	Sheepmeat and goatmeat	1.469,4	1.837,3	05 03 02	Other direct aids	17.825,6
05 03 04	Pigmeat, eggs and poultry, bee-keeping and other animal product	182,0	140,9	05 03 03	Additional amounts of aid	315,8
05 03 99	Recoveries	-	-20,8	05 03 04	Ancillary direct aids (reliquats, small producers, agrimonetary aids, etc.)	1,2
<b>05 03</b>	<b>ANIMAL PRODUCTS</b>	<b>11.692,0</b>	<b>12.888,5</b>	05 03 99	Recoveries	-38,8
05 07 01	Control of agricultural expenditure (sub-heading 1a)	-482,8	-566,1	<b>05 03</b>	<b>DIRECT AIDS</b>	<b>34.051,3</b>
05 07 02	Settlement of disputes	0,1	-	05 07 01	Control of agricultural expenditure (sub-heading 1a)	-252,0
<b>05 07</b>	<b>AUDIT OF AGRICULTURAL EXPENDITURE</b>	<b>-482,7</b>	<b>-566,1</b>	05 07 02	Settlement of disputes	6,1
05 08 04	Promotion measures — Payments by Member States	27,1	30,2	<b>05 07</b>	<b>AUDIT OF AGRICULTURAL EXPENDITURE</b>	<b>-245,8</b>
05 08 05	Promotion measures — Direct payments by the European Community	2,6	2,3	05 08 06	Enhancing public awareness of the common agricultural policy	6,4
05 08 06	Enhancing public awareness of the common agricultural policy	3,3	4,0	<b>05 08</b>	<b>POLICY STRATEGY AND COORDINATION OF AGRICULTURE P.A.</b>	<b>6,4</b>
05 08 99	Other	-0,2	-0,1	11 02 01	Intervention in fishery products	12,7
<b>05 08</b>	<b>POLICY STRATEGY AND COORDINATION OF AGRICULTURE P.A.</b>	<b>32,8</b>	<b>36,5</b>	11 02 02	Other measures	-0,1
11 02 01	Intervention in fishery products	14,0	13,1	11 02 03	Fisheries programme for the outermost regions	13,2
11 02 02	Other measures	-0,1	-0,1	<b>11</b>	<b>FISHERIES MARKETS</b>	<b>25,8</b>
11 02 03	Fisheries programme for the outermost regions	9,9	15,5	17 01 04	Support expenditure for veterinary operations	6,7
<b>11</b>	<b>FISHERIES MARKETS</b>	<b>23,8</b>	<b>28,5</b>	17 03 02	Community tobacco fund — Direct payments by the European Union	14,6
17 01 04	Support expenditure for veterinary operations	0,0	3,7	17 04 01	Animal disease eradication and monitoring programmes and monitoring of the physical conditions of animals that could pose a public-health risk linked to an external factor	194,9
17 03 02	Community tobacco fund — Direct payments by the European Union	14,3	14,3	17 04 02	Other measures in the veterinary, animal welfare and public-health field	19,0
17 04 01	Animal disease eradication and monitoring programmes and monitoring of the physical conditions of animals that could pose a public-health risk linked to an external factor	146,9	200,5	17 04 03	Emergency fund for veterinary complaints and other animal contaminations which are a risk to public health	17,0
17 04 02	Other measures in the veterinary, animal welfare and public-health field	9,8	14,4	17 04 04	Plant-health measures	9,4
17 04 03	Emergency fund for veterinary complaints and other animal contaminations which are a risk to public health	187,7	4,8	17 04 05	Other measures	0,0
17 04 04	Plant-health measures	1,6	1,8	17 04 07	Feed and food safety and related activities	6,9
17 04 05	Other measures	0,0	-	<b>17</b>	<b>FOOD SAFETY, ANIMAL HEALTH-WELFARE &amp; PLANT HEALTH</b>	<b>268,6</b>
17 04 07	Feed and food safety and related activities	-	1,4			
<b>17</b>	<b>FOOD SAFETY, ANIMAL HEALTH-WELFARE &amp; PLANT HEALTH</b>	<b>360,3</b>	<b>240,9</b>			
	<b>Total sub-heading 1a</b>	<b>38.297,9</b>	<b>42.100,8</b>		<b>Total sub-heading 1a</b>	<b>42.175,3</b>
05 04 01	Rural development in the EAGGF Guarantee Section	4.749,0	4.914,8	05 04 01	Rural development in the EAGGF Guarantee Section	5.623,3
05 04 04	Transitional Instrument for the financing of rural development by the EAGGF Guarantee Section for the new Member States	1.733,0	1.931,0	05 04 04	Transitional Instrument for the financing of rural development by the EAGGF Guarantee Section for the new Member States	2.096,0
<b>05 04</b>	<b>RURAL DEVELOPMENT</b>	<b>6.482,0</b>	<b>6.845,8</b>	<b>05 04</b>	<b>RURAL DEVELOPMENT</b>	<b>7.719,3</b>
05 07 01	Accounting and conformity clearance (sub-heading 1b)	-19,9	-18,4	05 07 01	Accounting and conformity clearance (sub-heading 1b)	-29,4
	<b>Total sub-heading 1b</b>	<b>6.462,1</b>	<b>6.827,3</b>		<b>Total sub-heading 1b</b>	<b>7.689,9</b>
	<b>TOTAL EAGGF Guarantee Section expenditure</b>	<b>44.760,0</b>	<b>48.928,2</b>		<b>TOTAL EAGGF Guarantee Section expenditure</b>	<b>49.865,2</b>

(1) 2005 Nomenclature

(2) 2006 Nomenclature

## ANNEX 16

## EVOLUTION OF EAGF EXPENDITURE BY SECTOR AND TYPE OF ACTION - 2007 FINANCIAL YEAR

In EUR Million

SECTOR AND TYPE OF ACTION	2007	2008	2009	2010	2011	2012	2013
<b><u>DIRECT AIDS</u></b>							
<b>DECOUPLED DIRECT AIDS</b>	<b>30.369,05</b>						
SPS - Single Payment Scheme	28.119,33						
SAPS - Single Area Payment Scheme	2.082,98						
SUGAR - Separate Sugar Payment	166,74						
<b>OTHER DIRECT AIDS</b>	<b>6.259,64</b>						
<b>OTHER DIRECT AIDS (1)</b>	<b>1,16</b>						
<b>ADDITIONAL AMOUNTS OF AID</b>	<b>434,04</b>						
<b>ANCILLARY DIRECT AIDS</b>	<b>-18,06</b>						
<b>Sub-total DIRECT AIDS</b>	<b>37.044,67</b>						
<b>Sub-total DIRECT AIDS (1)</b>	<b>1,16</b>						
<b><u>INTERVENTION IN AGRICULTURAL MARKETS (Including Fisheries)</u></b>							
<b>CEREALS</b>	<b>-133,32</b>						
- Export refunds	41,80						
- Storage	-225,83						
- Others	50,71						
<b>SUGAR</b>	<b>455,46</b>						
- Export refunds	509,34						
- Storage	-87,05						
- Others	33,17						
<b>OLIVE OIL</b>	<b>64,40</b>						
- Export refunds	0,19						
- Storage	0,00						
- Others	64,21						
<b>FLAX AND HEMP</b>	<b>19,89</b>						
- Export refunds	0,00						
- Storage	0,56						
- Others	19,33						
<b>COTTON</b>	<b>0,16</b>						
- Others	0,16						
<b>FRUITS AND VEGETABLES</b>	<b>1.249,85</b>						
- Export refunds	21,74						
- Storage	0,41						
- Others	1.227,70						

## ANNEX 16

## EVOLUTION OF EAGF EXPENDITURE BY SECTOR AND TYPE OF ACTION - 2007 FINANCIAL YEAR

In EUR Million

SECTOR AND TYPE OF ACTION	2007	2008	2009	2010	2011	2012	2013
<b>PRODUCTS OF THE WINE-GROWING SECTOR</b>	<b>1,453,07</b>						
- Export refunds	14,03						
- Storage	242,16						
- Others	1,196,88						
<b>TOBACCO</b>	<b>7,60</b>						
- Others	7,60						
<b>RICE</b>	<b>-0,70</b>						
- Export refunds	0,05						
- Storage	-0,75						
- Others	0,00						
<b>OTHER PRODUCTS / OTHER MEASURES<sup>(3)</sup></b>	<b>154,64</b>						
- Export refunds	0,00						
- Storage	0,00						
- Others	154,64						
<b>MILK AND MILK PRODUCTS</b>	<b>638,19</b>						
- Export refunds	513,38						
- Storage	-36,20						
- Others	161,02						
<b>BEEF AND VEAL</b>	<b>98,28</b>						
- Export refunds	46,25						
- Storage	0,00						
- Others	52,03						
<b>SHEEPMEAT AND GOATMEAT</b>	<b>0,03</b>						
- Export refunds	0,00						
- Storage	0,00						
- Others	0,03						
<b>PIGMEAT, EGGS AND POULTRY</b>	<b>173,83</b>						
- Export refunds	111,17						
- Storage	0,00						
- Others	62,66						
<b>FISH</b>	<b>25,12</b>						
- Export refunds	0,00						
- Storage	0,00						
- Direct Payments reserved for EAGF - Others	25,12						
<b>IRREGULARITIES</b>	<b>0,00</b>						
- Others	0,00						
<b>Sub-total INTERVENTION IN AGRICULTURAL MARKETS</b>	<b>4,206,48</b>						

## ANNEX 16

## EVOLUTION OF EAGF EXPENDITURE BY SECTOR AND TYPE OF ACTION - 2007 FINANCIAL YEAR

In EUR Million

SECTOR AND TYPE OF ACTION	2007	2008	2009	2010	2011	2012	2013
<b>OTHER MEASURES EXPENDITURE</b>							
NON-ANNEX I PRODUCTS	185,16						
FOOD AID	249,21						
- Export refunds	1,56						
- Others (Most deprived persons)	247,65						
POSEI	201,23						
RURAL DEVELOPMENT (financed by ex-EAGGF Guarantee Section)	-30,03						
POLICY STRATEGY AND COORDINATION OF AGRICULTURE & RD P.A.	36,24						
Direct Payments reserved for EAGF	36,24						
AUDIT OF AGRICULTURAL EXPENDITURE- ( ex-subheading 1a)	-93,77						
AUDIT OF AGRICULTURAL EXPENDITURE- (ex-subheading 1b)	3,23						
SETTLEMENT OF DISPUTES	0,01						
PROMOTION AND INFORMATION ACTIONS	50,60						
Payments by Member States	47,87						
Direct Payments reserved for EAGF	2,72						
VETERINARY MEASURES	260,26						
OTHER MEASURES	6,44						
<b>Sub-total OTHER MEASURES EXPENDITURE</b>	<b>868,56</b>						

<b>TOTAL EAGF 2007 EXPENDITURE</b>	<b>42.120,87</b>
------------------------------------	------------------

Sugar Restructuring Fund <sup>(2)</sup>	551,44
---	--------

<b>TOTAL 2007 EXPENDITURE</b>	<b>42.672,31</b>
-------------------------------	------------------

(1) Amount paid from assigned revenue to EAGF

(2) Payments made on the basis of the assigned revenue foreseen in article 11 of Regulation 320/2006 (Temporary restructuring amounts in the sugar sector)

(3) Includes 'Dried Fooder' and 'Other measures Plant products'

## ANNEX 16 Bis

## EVOLUTION OF ex-EAGGF GUARANTEE SECTION EXPENDITURE BY SECTOR 2001 - 2006

In EUR Million

SECTOR & TYPE OF ACTION	2001	2002	2003	2004	2005	SECTOR & TYPE OF ACTION	2006 <sup>(1)</sup>
SPS - Direct Aids	-	-	-	-	-	SPS - Direct Aids	14.542,0
SAPS - Direct Aids	-	-	-	-	1.449,2	SAPS - Direct Aids	1.721,3
<b>ARABLE CROPS</b>	<b>17.466,2</b>	<b>18.590,1</b>	<b>16.809,4</b>	<b>17.296,6</b>	<b>17.769,8</b>	<b>CEREALS</b>	<b>8.737,1</b>
- Export refunds	259,8 17.457,7	99,3 18.349,4	175,9 16.809,3	72,4	124,3	- Export refunds	127,7
- Storage	184,9	219,2	267,5	44,7	441,6	- Storage	337,9
- Area Aids	15.198,5	16.137,9	16.331,7	16.974,6	17.145,9	- -----	-
- -----	-	-	-	-	-	- Direct aids	8.174,4
- Others	1.814,5	1.893,0	34,3	204,9	58,0	- Others	97,2
<b>SUGAR</b>	<b>1.497,1</b>	<b>1.395,9</b>	<b>1.277,4</b>	<b>1.283,5</b>	<b>1.651,8</b>	<b>SUGAR</b>	<b>1.520,7</b>
- Export refunds	1.008,2	1.168,2	1.021,3	988,3	1.080,6	- Export refunds	1.116,9
- Storage	281,4	16,6	267,5	-	232,4	- Storage	134,5
- -----	-	-	-	-	-	- Direct aids	0,0
- Others	-	-	-	296,0	338,8	- Others	269,4
<b>OLIVE OIL</b>	<b>2.523,8</b>	<b>2.329,3</b>	<b>2.346,3</b>	<b>2.372,4</b>	<b>2.311,3</b>	<b>OLIVE OIL</b>	<b>2.341,5</b>
- Export refunds	0,2	0,1	0,1	0,0	-0,1	- Export refunds	0,0
- Interventions - storage and others	19,8	9,4	28,0	29,1	26,5	- Storage	0,0
- Production and specific actions Aids	2.504,9	2.295,8	2.318,3	2.343,3	2.284,9	- -----	-
- -----	-	-	-	-	-	- Direct aids	2.312,0
- Others	-	-	-	-	-	- Others	29,5
<b>DRIED FODDER &amp; GRAIN LEGUMES</b>	<b>374,8</b>	<b>388,3</b>	<b>388,6</b>	<b>383,5</b>	<b>294,3</b>	<b>DRIED FODDER &amp; GRAIN LEGUMES</b>	<b>297,7</b>
<b>TEXTILE PLANTS AND SILKWORMS</b>	<b>826,3</b>	<b>816,4</b>	<b>889,6</b>	<b>851,0</b>	<b>972,5</b>	<b>TEXTILE PLANTS AND SILKWORMS</b>	<b>935,6</b>
- Flax and Hemp	92,6	12,2	17,5	17,9	20,0	- Flax and Hemp	20,5
- Cotton	733,4	804,0	872,6	835,3	952,0	- Cotton	914,6
- Others	-	-	-	-	0,4	- Others (Silkworms included)	0,5
<b>FRUITS and VEGETABLES</b>	<b>1.558,0</b>	<b>1.551,4</b>	<b>1.532,2</b>	<b>1.572,9</b>	<b>1.742,7</b>	<b>FRUITS AND VEGETABLES</b>	<b>1.656,4</b>
- Export refunds	50,8	46,4	29,3	25,8	25,3	- Export refunds	26,4
- Fresh	36,1	29,3	13,7	13,0	15,0	- -----	-
- Processed	14,8	17,1	15,6	12,8	10,2	- -----	-
- Interventions	1.512,4	1.515,4	1.502,9	1.552,8	1.633,1	- Interventions	0,4
- Fresh	929,4	774,7	-	803,3	800,0	- Storage	284,8
- Processed	583,0	740,7	-	749,5	833,1	- Direct aids	345,8
- Others. Area paiement for nuts	-	-	-	-	84,3	- Others	1.344,9
<b>PRODUCTS OF THE WINE-GROWING SECTOR</b>	<b>1.196,7</b>	<b>1.348,7</b>	<b>1.213,0</b>	<b>1.092,0</b>	<b>1.267,2</b>	<b>PRODUCTS OF THE WINE-GROWING SECTOR</b>	<b>1.487,1</b>
- Export refunds	22,5	23,8	19,6	13,1	17,3	- Export refunds	19,2
- Interventions	1.174,2	1.324,9	1.193,5	1.078,9	1.157,8	- Interventions	288,4
- Private Storage	61,7	68,5	61,8	57,2	254,7	- Storage	-
- Wine distillation	304,1	345,8	223,4	214,7	228,3	- -----	-
- Others	-	-	-	-	674,8	- -----	-
- Other measures	-	-	-	-	92,0	- Others	1.179,5



## ANNEX 16 Bis

## EVOLUTION OF ex-EAGGF GUARANTEE SECTION EXPENDITURE BY SECTOR 2001 - 2006

In EUR Million

SECTOR & TYPE OF ACTION	2001	2002	2003	2004	2005	SECTOR & TYPE OF ACTION	2006 (*)
TOBACCO	973,4	963,2	960,2	929,3	922,7	TOBACCO	828,5
OTHER PLANT PRODUCTS	297,3	303,0	331,6	299,9	557,6	OTHER PLANT PRODUCTS	307,8
- Seeds	102,7	99,0	88,3	107,5	108,8	- Seeds	45,5
- Hop	12,5	12,5	12,5	12,5	12,6	- Hop	3,1
- Rice	182,3	191,5	231,2	180,1	436,2	- Rice	259,1
- Export refunds	-	-	-	-	-	- Export refunds	1,0
- Storage	-	-	-	-	-	- Storage	-3,2
- -----	-	-	-	-	-	- Direct Aids	261,4
MILK AND MILK PRODUCTS	1.906,6	2.360,0	2.796,2	1.993,4	2.547,5	MILK AND MILK PRODUCTS	2.463,4
- Export refunds	1.106,5	1.159,6	1.595,3	1.494,9	1.140,8	- Export refunds	724,9
- Interventions	800,1	1.200,4	1.200,8	498,5	1.406,7	- Interventions	-
- Skimmed milk aids	480,1	446,0	584,2	591,4	283,4	- Storage	0,1
- Skimmed milk storage	-13,5	85,8	60,8	-11,5	-59,7	- Direct aids	1.453,8
- Butter storage	-33,1	300,0	158,8	-18,2	-56,1	- -----	-
- Cheese storage	-	-	-	-	31,4	- -----	-
- Butter Ecoulement	460,1	458,9	444,4	401,5	283,0	- -----	-
- Financial contribution by milk p.	-148,3	-150,4	-91,9	-490,1	-447,0	- -----	-
- Others. Milk products payment and	-	-	-	-	1.371,7	- Others	284,6
BEEF AND VEAL	6.054,0	7.071,9	8.090,9	7.776,0	8.176,0	BEEF AND VEAL	3.550,7
- Export refunds	362,6	386,7	295,5	250,8	212,0	- Export refunds	118,4
- Interventions	5.691,3	6.685,2	7.795,4	7.525,2	7.964,1	- Interventions	-
- Public and Private storage	325,8	104,1	3,0	-8,4	-0,1	- Storage	0,0
- Suckler-cow premiums	1.776,9	1.888,3	2.151,5	2.015,3	2.149,2	- Direct aids	3.297,8
- Special premiums	1.530,0	1.748,4	1.946,0	1.928,5	2.122,2	- -----	-
- "BSE" MEASURES	518,8	1.024,8	-	-	-	- -----	-
- Others	-	-	-	-	-	- Others	134,5
SHEEPMEAT AND GOATMEAT	1.447,3	552,4	2.082,1	1.469,5	1.837,3	SHEEPMEAT AND GOATMEAT	950,4
PIGMEAT, EGGS AND POULTRY	137,1	107,2	171,4	173,2	131,5	PIGMEAT, EGGS AND POULTRY	101,1
- Export refunds	115,7	104,4	116,0	130,6	106,2	- Export refunds	80,6
- Pigmeat	55,2	27,3	17,3	42,2	19,1	- -----	-
- Eggs	8,6	5,9	4,7	3,3	7,1	- -----	-
- Poultry	51,9	71,1	94,1	85,2	80,0	- -----	-
- Interventions pigmeat	4,9	2,7	35,3	30,0	4,2	- -----	-
- Exceptionnal measures for Pigmeat	9,6	0,1	10,4	0,0	0,0	- -----	-
- Exceptionnal measures for Poultry	-	-	-	0,0	3,8	- -----	-
- Others	-	-	-	-	17,3	- Others	20,4
FISH	13,4	15,4	12,6	23,9	28,5	FISH	25,8
RECOVERIES (PLANT & ANIMAL P.)	-	-	-	-	-90,2	RECOVERIES (PLANT & ANIMAL P.)	-93,1
REFUNDS ON CERTAIN GOODS OBTAINED BY PROCESSING AGRICULTURAL PRODUCTS	435,6	409,7	430,7	372,3	335,4	REFUNDS NON-ANNEX I PRODUCTS	274,1

## ANNEX 16 Bis

## EVOLUTION OF ex-EAGGF GUARANTEE SECTION EXPENDITURE BY SECTOR 2001 - 2006

In EUR Million

SECTOR & TYPE OF ACTION	2001	2002	2003	2004	2005	SECTOR & TYPE OF ACTION	2006 (*)
FOOD AID	281,8	242,7	252,9	281,6	292,1	FOOD AID	228,8
						- Export refunds	4,4
						- Others (Most Deprived persons)	224,5
POSEI PROGRAMMES	183,6	210,0	234,0	216,7	185,4	POSEI PROGRAMMES	219,2
VETERINARY MEASURES	565,5	222,5	316,9	360,3	240,9	VETERINARY MEASURES	268,6
CONTROL & PREVENTION ACTIONS	32,1	31,0	26,9	26,7	14,2	CONTROL & PREVENTION ACTIONS (**)	9,0
AUDIT- Sub heading 1a	-569,7	-235,1	-410,0	-508,1	-577,6	AUDIT- Sub heading 1a	-261,0
SETTLEMENT OF DISPUTES	-	-	-	0,1	-	SETTLEMENT OF DISPUTES	6,1
PROMOTION & INFORMATION ACTIONS	48,7	20,3	31,3	32,9	37,0	PROMOTION & INFORMATION ACTIONS (***)	45,3
OTHER MEASURES	469,8	170,6	-2,6	-0,9	3,9	OTHER MEASURES (****)	11,1
TOTAL Sub-Heading 1a	37.719,4	38.864,8	39.781,6	38.298,5	42.100,8	TOTAL Sub-Heading 1a	42.175,3
RURAL DEVELOPMENT	4.363,2	4.418,9	4.706,0	6.481,9	6.845,8	RURAL DEVELOPMENT	7.719,3
- Rural Development EU 15	-	-	-	4.748,9	4.914,8	- Rural Development EU 15	5.623,3
- Transitional Instrument EU 10	-	-	-	1.733,0	1.931,0	- Transitional Instrument EU 10	2.096,0
AUDIT- Sub heading 1b	0,6	-69,5	-26,4	-19,9	-18,4	AUDIT- Sub heading 1b	-29,4
TOTAL Sub-Heading 1b	4.363,8	4.349,4	4.679,6	6.462,0	6.827,3	TOTAL Sub-Heading 1b	7.689,9
<b>TOTAL EAGGF - Guarantee Section EXPENDITURE</b>	<b>42.083,3</b>	<b>43.214,2</b>	<b>44.461,2</b>	<b>44.760,5</b>	<b>48.928,2</b>	<b>TOTAL EAGGF - Guarantee Section EXPENDITURE</b>	<b>49.865,2</b>

(\*) 2006 Exercise, revised version

(\*\*) Item included in chapter 0507 'Audit of Agricultural expenditure'

(\*\*\*) Includes article 050806 'Enhancing public awareness of the CAP'

(\*\*\*\*) Includes item 05021199 'Other measures plant products'

## ANNEX 17

## EVOLUTION OF ex-EAGGF Guarantee Section and EAGF expenditure by sector and in percentage terms (2001-2007)

SECTOR	2001		2002		2003		2004		2005		2006 (*)		2007	
	MIO Euro	%	MIO Euro	%	MIO Euro	%	MIO Euro	%	MIO Euro	%	MIO Euro	%	MIO Euro	%
SPS - Single Payment Scheme	-	-	-	-	-	-	-	-	-	-	14.542,0	29,2%	28.119,3	66,8%
SAPS - Single Area Payment Scheme	-	-	-	-	-	-	-	-	1.449,2	3,0%	1.721,3	3,5%	2.083,0	4,9%
SUGAR - Separate Sugar Payment	-	-	-	-	-	-	-	-	-	-	-	-	166,7	0,4%
OTHER DIRECT AIDS	-	-	-	-	-	-	-	-	-	-	-	-	6.676,8	15,9%
<b>CEREALS</b>	17.466,2	41,5%	18.590,1	43,0%	16.809,4	37,8%	17.296,6	38,6%	17.769,8	36,3%	8.737,1	17,5%	-133,3	-0,3%
SUGAR	1.497,1	3,6%	1.395,9	3,2%	1.277,4	2,9%	1.283,5	2,9%	1.651,8	3,4%	1.520,7	3,0%	455,5	1,1%
OLIVE OIL	2.523,8	6,0%	2.329,3	5,4%	2.346,4	5,3%	2.372,4	5,3%	2.311,3	4,7%	2.341,5	4,7%	64,4	0,2%
DRIED FODDER & GRAIN LEGUMES	374,8	0,9%	388,3	0,9%	388,6	0,9%	383,5	0,9%	294,3	0,6%	297,7	0,6%	154,1	0,4%
TEXTILE PLANTS AND SILKWORMS (1)	826,3	2,0%	816,4	1,9%	889,6	2,0%	851,0	1,9%	972,5	2,0%	935,6	1,9%	20,0	0,0%
FRUITS AND VEGETABLES	1.558,0	3,7%	1.551,4	3,6%	1.532,2	3,4%	1.572,9	3,5%	1.742,7	3,6%	1.656,4	3,3%	1.249,9	3,0%
PRODUCTS OF THE WINE-GROWING	1.196,7	2,8%	1.348,7	3,1%	1.213,0	2,7%	1.092,0	2,4%	1.267,2	2,6%	1.487,1	3,0%	1.453,1	3,4%
TOBACCO	973,4	2,3%	963,2	2,2%	960,2	2,2%	929,3	2,1%	922,7	1,9%	828,5	1,7%	7,6	0,0%
OTHER PLANT PRODUCTS (2)	297,3	0,7%	303,0	0,7%	331,6	0,7%	299,9	0,7%	488,2	1,0%	307,8	0,6%	-0,7	0,0%
<b>PLANT PRODUCTS</b>	<b>26.713,5</b>	<b>63,5%</b>	<b>27.686,2</b>	<b>64,1%</b>	<b>25.748,4</b>	<b>57,9%</b>	<b>26.080,9</b>	<b>58,3%</b>	<b>27.420,5</b>	<b>56,0%</b>	<b>18.112,5</b>	<b>36,3%</b>	<b>3.270,5</b>	<b>7,8%</b>
MILK AND MILK PRODUCTS	1.906,6	4,5%	2.360,0	5,5%	2.796,2	6,3%	1.993,4	4,5%	2.547,5	5,2%	2.463,4	4,9%	638,2	1,5%
BEEF AND VEAL	6.054,0	14,4%	7.071,9	16,4%	8.090,9	18,2%	7.776,0	17,4%	8.176,0	16,7%	3.550,7	7,1%	98,3	0,2%
SHEEPMEAT AND GOATMEAT	1.447,3	3,4%	552,4	1,3%	2.082,1	4,7%	1.469,5	3,3%	1.837,3	3,8%	950,4	1,9%	0,0	0,0%
PIGMEAT, EGGS AND POULTRY	137,1	0,3%	107,2	0,2%	171,4	0,4%	173,2	0,4%	131,5	0,3%	101,1	0,2%	173,8	0,4%
OTHERS	0,0	0,0%	12,0	0,0%	0,0	0,0%	0,0	0,0%	-20,8	0,0%	0,0	0,0%	0,0	0,0%
FISH	13,4	0,0%	15,3	0,0%	12,6	0,0%	23,9	0,1%	28,5	0,1%	25,8	0,1%	25,1	0,1%
<b>ANIMAL PRODUCTS</b>	<b>9.558,3</b>	<b>22,7%</b>	<b>10.118,8</b>	<b>23,4%</b>	<b>13.153,1</b>	<b>29,6%</b>	<b>11.436,0</b>	<b>25,5%</b>	<b>12.700,0</b>	<b>26,0%</b>	<b>7.091,4</b>	<b>14,2%</b>	<b>935,4</b>	<b>2,2%</b>
NON-ANNEX I PRODUCTS	435,6	1,0%	409,7	0,9%	430,7	1,0%	372,3	0,8%	335,4	0,7%	274,1	0,5%	185,2	0,4%
FOOD AID	281,8	0,7%	242,7	0,6%	252,9	0,6%	281,6	0,6%	292,1	0,6%	228,8	0,5%	249,2	0,6%
POSEI PROGRAMMES	183,6	0,4%	210,0	0,5%	234,0	0,5%	216,7	0,5%	185,4	0,4%	219,2	0,4%	201,2	0,5%
VETERINARY MEASURES	565,5	1,3%	222,5	0,5%	316,9	0,7%	360,3	0,8%	240,9	0,5%	268,6	0,5%	260,3	0,6%
CONTROL AND PREVENTION MEASURES	32,1	0,1%	31,0	0,1%	26,9	0,1%	26,7	0,1%	14,2	0,0%	9,0	0,0%	5,9	0,0%
AUDIT OF AGRICULTURAL EXPENDITURE	-569,7	-1,4%	-235,0	-0,5%	-410,0	-0,9%	-508,1	-1,1%	-577,6	-1,2%	-261,0	-0,5%	-99,7	-0,2%
SETTLEMENT OF DISPUTES	0,0	0,0%	0,0	0,0%	0,0	0,0%	0,1	0,0%	0,0	0,0%	6,1	0,0%	0,0	0,0%
PROMOTION AND INFORMATION ACTIONS	48,9	0,1%	20,3	0,0%	31,3	0,1%	32,9	0,1%	37,0	0,1%	38,9	0,1%	50,6	0,1%
POLICY STRATEGY AND COORDINATION (4)	-	-	-	-	-	-	-	-	-	-	6,4	0,0%	36,2	0,1%
OTHER MEASURES (5)	469,8	1,1%	158,6	0,4%	-2,6	0,0%	-0,9	0,0%	3,9	0,0%	-82,1	-0,2%	6,9	0,0%
<b>OTHERS</b>	<b>1.447,6</b>	<b>3,4%</b>	<b>1.059,8</b>	<b>2,5%</b>	<b>880,1</b>	<b>2,0%</b>	<b>781,6</b>	<b>1,7%</b>	<b>531,2</b>	<b>1,1%</b>	<b>708,1</b>	<b>1,4%</b>	<b>895,9</b>	<b>2,1%</b>
RURAL DEVELOPMENT	4.363,2	10,4%	4.418,9	10,2%	4.706,0	10,6%	6.481,9	14,5%	6.845,8	14,0%	7.719,3	15,5%	-30,0	-0,1%
AUDIT OF AGRICULTURAL EXPENDITURE (1b)	0,6	0,0%	-69,5	-0,2%	-26,4	-0,1%	-19,9	0,0%	-18,4	0,0%	-29,4	-0,1%	3,2	0,0%
<b>TOTAL EXPENDITURE (**)</b>	<b>42.083,3</b>	<b>100,0%</b>	<b>43.214,3</b>	<b>100,0%</b>	<b>44.461,2</b>	<b>100,0%</b>	<b>44.760,5</b>	<b>100,0%</b>	<b>48.928,2</b>	<b>100,0%</b>	<b>49.865,2</b>	<b>100,0%</b>	<b>42.120,9</b>	<b>100,0%</b>

(\*) 2006 Exercise, Revised version

(\*\*) Financial years 2001 to 2006 : Total expenditure of ex-EAGGF Guarantee Section // Financial year 2007 : Total expenditure of EAGF

(1) Financial year 2006 : Flax &amp; Hemp, Cotton, Silkworms // Financial year 2007 : Flax &amp; Hemp, Cotton

(2) Financial year 2006 : Rice, Seeds, Hop // Financial year 2007, Rice

(3) Financial years 2006 &amp; 2007, these amounts are included in chapter 0507 'Audit of Agricultural Expenditure'

(4) Financial years 2004 &amp; 2005, expenditure included in sector 'Promotion and Information actions'

(5) Financial year 2006, Recoveries included

## ANNEX 18

## EVOLUTION OF ex-EAGGF-Guarantee Section and EAGF EXPENDITURE by sub-heading 1a/1b and BY MEMBER STATE 1998 - 2007 (1)

in Mio ECU / Euro

Member State	EU 15																		EU 25									EU 27			MS	
	1998			1999			2000			2001			2002			2003			2004			2005			2006			2007				
	Subheading 1a	Subheading 1b (3)	TOTAL	Subheading 1a	Subheading 1b (3)	TOTAL	Subheading 1a	Subheading 1b (3)	TOTAL	Subheading 1a	Subheading 1b (3)	TOTAL	Subheading 1a	Subheading 1b (3)	TOTAL	Subheading 1a	Subheading 1b (3)	TOTAL	Subheading 1a	Subheading 1b (3)	TOTAL	Subheading 1a	Subheading 1b (3)	TOTAL	Subheading 1a	Subheading 1b (3)	TOTAL	EAGF	Sugar RF	TOTAL		
BE	843,6	7,7	851,3	994,9	8,4	1.003,3	929,2	25,4	954,6	907,1	31,5	938,6	897,8	44,3	942,1	970,3	46,7	1.017,0	1.023,8	48,9	1.072,7	978,8	55,8	1.034,6	869,3	74,4	943,7	769,2	45,4	814,6	BE	
BG	-	-	-	-	-	-	-	-	-	-	-	-	-	-	-	-	-	-	-	-	-	-	-	-	-	-	-	-	0,2	-	0,2	BG
CZ	-	-	-	-	-	-	-	-	-	-	-	-	-	-	-	-	-	-	4,7	163,3	168,0	281,8	182,0	463,8	319,8	197,5	517,3	351,6	-	351,6	CZ	
DK	1.141,3	12,7	1.154,0	1.246,1	16,4	1.262,5	1.270,5	34,2	1.304,7	1.078,8	35,4	1.114,2	1.171,3	49,7	1.221,0	1.173,7	46,4	1.220,1	1.173,3	43,8	1.217,1	1.178,8	46,1	1.224,9	1.088,0	74,3	1.162,3	1.083,5	-	1.083,5	DK	
DE	5.282,4	270,6	5.553,0	5.463,3	359,7	5.823,0	4.960,3	681,6	5.641,9	5.172,0	708,1	5.880,1	6.053,8	730,6	6.784,4	5.044,3	799,0	5.843,3	5.233,8	799,9	6.033,7	5.699,5	803,6	6.503,1	5.603,0	940,4	6.543,4	5.646,2	-	5.646,2	DE	
EE	-	-	-	-	-	-	-	-	-	-	-	-	-	-	-	-	-	-	0,5	45,3	45,8	27,0	50,4	77,4	32,9	54,8	87,7	38,4	-	38,4	EE	
IE	1.417,1	215,5	1.632,6	1.485,3	241,3	1.726,6	1.333,9	344,4	1.678,3	1.272,8	326,6	1.599,4	1.379,7	329,5	1.709,2	1.603,3	341,9	1.945,2	1.479,5	350,1	1.829,6	1.448,8	357,4	1.806,2	1.344,9	378,3	1.723,2	1.319,8	78,7	1.398,5	IE	
GR	2.490,9	65,9	2.556,8	2.480,2	92,8	2.573,0	2.450,4	146,8	2.597,2	2.541,1	75,5	2.616,6	2.486,5	147,3	2.633,8	2.620,7	136,4	2.757,1	2.652,0	125,6	2.777,6	2.596,7	157,3	2.754,0	2.857,3	213,3	3.070,6	2.681,0	-	2.681,0	GR	
ES	5.076,0	217,5	5.293,5	4.999,3	244,8	5.244,1	5.073,6	395,4	5.469,0	5.653,5	540,2	6.193,7	5.487,9	445,1	5.933,0	5.963,7	495,4	6.459,1	5.804,0	515,3	6.319,3	5.872,7	533,8	6.406,5	5.972,3	682,2	6.654,5	5.874,9	27,1	5.902,0	ES	
FR	8.859,6	147,6	9.007,2	9.282,4	180,4	9.462,8	8.507,8	474,1	8.981,9	8.638,5	609,5	9.248,0	9.095,3	656,8	9.752,1	9.594,4	824,7	10.419,1	8.549,9	839,2	9.389,1	9.108,9	860,0	9.968,9	8.860,8	1.183,8	10.044,6	9.172,4	17,5	9.189,9	FR	
IT	3.935,5	193,7	4.129,2	4.000,7	670,8	4.671,5	4.274,0	757,3	5.031,3	4.687,9	660,0	5.347,9	5.019,4	652,5	5.671,9	4.731,6	641,1	5.372,7	4.406,8	615,7	5.022,5	4.820,1	679,6	5.499,7	4.873,6	587,3	5.460,9	4.804,1	226,9	5.031,1	IT	
CY	-	-	-	-	-	-	-	-	-	-	-	-	-	-	-	-	-	-	0,0	22,5	22,5	33,7	25,1	58,8	23,7	27,2	50,9	27,5	-	27,5	CY	
LV	-	-	-	-	-	-	-	-	-	-	-	-	-	-	-	-	-	-	0,0	98,7	98,7	27,5	110,0	137,5	41,3	119,4	160,7	54,8	-	54,8	LV	
LT	-	-	-	-	-	-	-	-	-	-	-	-	-	-	-	-	-	-	0,6	147,3	147,9	127,1	164,1	291,2	168,0	178,1	346,1	168,2	-	168,2	LT	
LU	15,3	2,1	17,4	16,4	6,9	23,3	13,9	6,7	20,6	19,9	9,6	29,5	25,9	11,2	37,1	26,6	16,7	43,3	21,4	16,2	37,6	29,1	15,9	45,0	32,9	11,9	44,8	36,8	-	36,8	LU	
HU	-	-	-	-	-	-	-	-	-	-	-	-	-	-	-	-	-	-	0,5	181,2	181,7	514,9	201,9	716,8	606,9	219,2	826,1	473,2	-	473,2	HU	
MT	-	-	-	-	-	-	-	-	-	-	-	-	-	-	-	-	-	-	0,0	8,1	8,1	0,9	9,0	9,9	1,4	9,8	11,2	2,0	-	2,0	MT	
NL	1.358,6	14,1	1.372,7	1.296,4	13,8	1.310,2	1.337,0	59,6	1.396,6	1.100,7	54,8	1.155,5	1.082,1	50,6	1.132,7	1.292,0	67,7	1.359,7	1.194,2	67,7	1.261,9	1.192,9	63,4	1.256,3	1.141,5	68,2	1.209,7	1.110,2	17,7	1.128,0	NL	
AT	564,8	277,7	842,5	567,4	277,3	844,7	559,5	459,0	1.018,5	601,5	453,2	1.054,7	649,7	440,4	1.090,1	666,5	458,0	1.124,5	673,2	468,7	1.141,9	756,6	479,1	1.235,7	772,1	499,4	1.271,5	746,8	0,3	747,1	AT	
PL	-	-	-	-	-	-	-	-	-	-	-	-	-	-	-	-	-	-	10,7	862,4	873,1	878,0	961,0	1.839,0	990,5	1.043,0	2.033,5	1.209,5	-	1.209,5	PL	
PT	539,8	97,6	637,4	535,0	118,3	653,3	519,9	132,1	652,0	684,2	197,4	881,6	593,2	160,5	753,7	697,3	152,2	849,5	630,0	193,3	823,3	712,3	179,5	891,8	712,4	234,0	946,4	705,1	28,0	733,1	PT	
RO	-	-	-	-	-	-	-	-	-	-	-	-	-	-	-	-	-	-	-	-	-	-	-	-	-	-	-	6,9	-	6,9	RO	
SI	-	-	-	-	-	-	-	-	-	-	-	-	-	-	-	-	-	-	0,0	84,7	84,7	32,9	94,4	127,3	40,1	102,5	142,6	49,0	0,6	49,6	SI	
SK	-	-	-	-	-	-	-	-	-	-	-	-	-	-	-	-	-	-	1,4	119,5	120,9	114,4	133,1	247,5	149,5	144,5	294,0	157,6	-	157,6	SK	
FI	420,1	155,6	575,7	402,1	157,6	559,7	395,1	332,5	727,6	489,4	326,7	816,1	517,6	320,1	837,7	537,4	337,0	874,4	539,1	329,7	868,8	566,0	336,9	902,9	570,7	246,3	817,0	585,8	5,0	590,8	FI	
SE	668,4	101,7	770,1	618,5	116,3	734,8	622,4	175,6	798,0	629,5	150,8	780,3	653,7	163,1	816,8	699,8	165,8	865,6	685,3	163,8	849,1	785,6	170,7	956,3	758,8	165,3	924,1	758,9	12,4	771,3	SE	
UK	4.247,3	66,9	4.314,2	3.851,2	83,4	3.934,6	3.906,9	151,8	4.058,7	4.196,1	184,2	4.380,3	3.494,8	147,8	3.642,6	3.821,0	150,4	3.971,4	3.835,4	151,2	3.986,6	4.057,8	157,3	4.215,1	4.052,3	234,9	4.287,2	3.950,8	91,7	4.042,5	UK	
CE (2)	40,3	-	40,3	48,9	-	48,9	135,9	-	135,9	46,3	0,6	46,9	256,3	-	256,3	339,4	-	339,4	377,8	0,0	377,8	257,9	-	257,9	291,5	-	291,5	336,7	-	336,7	CE	
TOTAL (1)	36.901,0	1.846,9	38.747,9	37.288,1	2.588,2	39.876,3	36.290,3	4.176,5	40.466,8	37.719,3	4.364,1	42.083,4	38.865,0	4.349,5	43.214,5	39.782,0	4.679,4	44.461,4	38.297,9	6.462,1	44.760,0	42.100,7	6.827,4	48.928,1	42.175,5	7.690,0	49.865,5	42.120,9	-	42.120,9	TOTAL	
																Sugar Restructuring Fund											551,4					
																TOTAL 2007 EXPENDITURE											42.672,3					

(1) 1998 - 2006 : European Agricultural Guidance and Guarantee Fund-EAGGF - Guarantee Section // 2007 : European Agricultural Guarantee Fund-EAGF

(2) Expenditure made directly by the Commission

(3) Financial years 1998 and 1999, Accompanying measures. Financial years 2000 to 2006, Rural Development (financed by EAGGF Guarantee Section)

## ANNEX 19

## EVOLUTION OF ex-EAGGF Guarantee Section &amp; EAGF expenditure by MEMBER STATE and in % terms - 1991 - 2007 (1)

in Mio ECU / Euro

Member State	EU 12				EU 15								EU 25			EU 27			MS	
	1991 (2)	1992 (2)	1993 (2)	1994 (2)	1995	1996	1997 (2)	1998	1999	2000 (2)	2001	2002	2003	2004 (2)	2005 (2)	2006 (2)	2007			
																	EAGF	Sugar RF		Total
BE	1,455,9 4.6%	1,365,5 4.4%	1,298,7 3.7%	1,170,4 3.5%	1,622,1 4.7%	1,145,6 2.9%	972,6 2.4%	851,3 2.2%	1,002,8 2.5%	954,6 2.4%	938,6 2.2%	942,1 2.2%	1,017,0 2.3%	1,072,7 2.4%	1,034,5 2.1%	943,7 1.9%	769,2 1.8%	45,4 8.2%	814,6 1.9%	BE
BG	-	-	-	-	-	-	-	-	-	-	-	-	-	-	-	-	0,2 0,0004%	-	0,2 0,0004%	BG
CZ	-	-	-	-	-	-	-	-	-	-	-	-	-	168,0 0.4%	463,8 0.9%	517,3 1.0%	351,6 0.8%	-	351,6 0.8%	CZ
DK	1,214,6 3.8%	1,161,3 3.7%	1,334,7 3.8%	1,278,4 3.8%	1,389,4 4.0%	1,355,7 3.5%	1,235,3 3.0%	1,154,0 3.0%	1,255,6 3.2%	1,304,7 3.2%	1,114,2 2.6%	1,221,0 2.7%	1,220,1 2.3%	1,217,1 2.7%	1,224,9 2.5%	1,162,2 2.3%	1,083,5 2.6%	-	1,083,5 2.6%	DK
DE	4,981,5 15.8%	4,573,8 14.6%	4,976,2 14.3%	5,179,9 15.5%	5,380,0 15.6%	6,048,2 15.5%	5,774,8 14.2%	5,553,0 14.3%	5,724,7 14.5%	5,641,9 13.9%	5,880,1 14.0%	6,784,4 15.7%	5,843,3 13.1%	6,033,7 13.5%	6,503,1 13.3%	6,543,4 13.1%	5,646,2 13.4%	-	5,646,2 13.2%	DE
EE	-	-	-	-	-	-	-	-	-	-	-	-	-	45,8 0.1%	77,4 0.2%	87,7 0.2%	38,4 0.1%	-	38,4 0.1%	EE
IE	1,628,5 5.2%	1,349,4 4.3%	1,649,9 4.7%	1,480,0 4.4%	1,417,5 4.1%	1,699,5 4.3%	2,034,2 5.0%	1,632,6 4.2%	1,680,3 4.2%	1,678,3 4.1%	1,599,4 3.8%	1,709,2 4.0%	1,945,2 4.4%	1,829,6 4.1%	1,806,2 3.7%	1,723,2 3.5%	1,319,8 3.1%	78,7 14.3%	1,398,5 3.5%	IE
GR	2,210,5 7.0%	2,230,6 7.1%	2,715,0 7.8%	2,719,0 8.1%	2,438,8 7.1%	2,816,8 7.2%	2,729,8 6.7%	2,556,8 6.6%	2,570,9 6.5%	2,597,2 6.4%	2,616,6 6.2%	2,633,8 6.1%	2,757,1 6.2%	2,777,6 6.2%	2,754,0 5.6%	3,070,6 6.2%	2,681,0 6.4%	-	2,681,0 6.3%	GR
ES	3,294,9 10.4%	3,558,4 11.4%	4,175,7 12.0%	4,408,3 13.2%	4,562,3 13.2%	4,046,9 10.3%	4,594,1 11.3%	5,293,5 13.7%	5,231,1 13.2%	5,469,0 13.5%	6,193,7 14.7%	5,933,0 13.7%	6,459,1 14.5%	6,319,3 14.1%	6,406,5 13.1%	6,654,5 13.3%	5,874,9 13.9%	27,1 4.9%	5,902,0 13.8%	ES
FR	6,324,3 20.0%	6,843,8 21.9%	8,184,8 23.6%	8,001,2 23.9%	8,376,6 24.3%	9,557,6 24.4%	9,141,7 22.5%	9,007,2 23.2%	9,348,3 23.6%	8,981,9 22.2%	9,248,0 22.0%	9,752,1 22.6%	10,419,1 23.4%	9,389,1 21.0%	9,968,9 20.4%	10,044,6 20.1%	9,172,4 21.8%	17,5 3.2%	9,189,9 21.5%	FR
IT	5,345,9 16.9%	5,134,4 16.4%	4,765,4 13.7%	3,460,6 10.4%	3,364,3 9.8%	4,219,9 10.8%	5,121,4 12.6%	4,129,2 10.7%	4,656,4 11.8%	5,031,3 12.4%	5,347,9 12.7%	5,671,9 13.1%	5,372,7 12.1%	5,022,5 11.2%	5,499,7 11.2%	5,461,0 11.0%	4,804,1 11.4%	226,9 41.2%	5,031,1 11.8%	IT
CY	-	-	-	-	-	-	-	-	-	-	-	-	-	22,5 0.1%	58,8 0.1%	50,9 0.1%	27,5 0.1%	-	27,5 0.1%	CY
LV	-	-	-	-	-	-	-	-	-	-	-	-	-	98,7 0.2%	137,5 0.3%	160,7 0.3%	54,8 0.1%	-	54,8 0.1%	LV
LT	-	-	-	-	-	-	-	-	-	-	-	-	-	147,9 0.3%	291,2 0.6%	346,1 0.7%	168,2 0.4%	-	168,2 0.4%	LT
LU	2,8 0.0%	1,1 0.0%	7,3 0.0%	12,1 0.0%	14,0 0.0%	19,7 0.1%	22,6 0.1%	17,4 0.0%	23,3 0.1%	20,6 0.1%	29,5 0.1%	37,1 0.1%	43,3 0.1%	37,6 0.1%	45,0 0.1%	44,7 0.1%	36,8 0.1%	-	36,8 0.1%	LU
HU	-	-	-	-	-	-	-	-	-	-	-	-	-	181,7 0.4%	716,8 1.5%	826,1 1.7%	473,2 1.1%	-	473,2 1.1%	HU
MT	-	-	-	-	-	-	-	-	-	-	-	-	-	8,1 0.0%	9,9 0.0%	11,2 0.0%	2,0 0.005%	-	2,0 0.005%	MT
NL	2,467,7 7.8%	2,176,8 7.0%	2,328,1 6.7%	1,916,0 5.7%	1,929,7 5.6%	1,535,4 3.9%	1,756,7 4.3%	1,372,7 3.5%	1,299,7 3.3%	1,396,6 3.5%	1,155,5 2.7%	1,132,7 2.6%	1,359,7 3.1%	1,261,9 2.8%	1,256,3 2.6%	1,209,6 2.4%	1,110,2 2.6%	17,7 3.2%	1,128,0 2.6%	NL
AT	-	-	-	-	86,1 0.2%	1,212,2 3.1%	858,6 2.1%	842,5 2.2%	839,0 2.1%	1,018,5 2.5%	1,054,7 2.5%	1,090,1 2.5%	1,124,5 2.5%	1,141,9 2.6%	1,235,7 2.5%	1,271,5 2.5%	746,8 1.8%	0,3 0.1%	747,1 1.8%	AT
PL	-	-	-	-	-	-	-	-	-	-	-	-	-	873,1 2.0%	1,839,0 3.8%	2,033,5 4.1%	1,209,5 2.9%	-	1,209,5 2.8%	PL
PT	314,8 1.0%	422,2 1.3%	478,1 1.4%	708,4 2.1%	705,7 2.0%	645,4 1.7%	654,9 1.6%	637,4 1.6%	653,3 1.7%	652,0 1.6%	881,6 2.1%	753,7 1.7%	849,5 1.9%	823,3 1.8%	891,9 1.8%	946,4 1.9%	705,1 1.7%	28,0 5.1%	733,1 1.7%	PT
RO	-	-	-	-	-	-	-	-	-	-	-	-	-	-	-	-	6,9 0.02%	-	6,9 0.02%	RO
SI	-	-	-	-	-	-	-	-	-	-	-	-	-	84,7 0.2%	127,3 0.3%	142,6 0.3%	49,0 0.1%	0,6 0.1%	49,6 0.1%	SI
SK	-	-	-	-	-	-	-	-	-	-	-	-	-	120,9 0.3%	247,5 0.5%	294,0 0.6%	157,6 0.4%	-	157,6 0.4%	SK
FI	-	-	-	-	61,9 0.2%	647,5 1.7%	568,3 1.4%	575,7 1.5%	559,7 1.4%	727,6 1.8%	816,1 1.9%	837,7 1.9%	874,4 2.0%	868,8 1.9%	902,9 1.8%	817,1 1.6%	585,8 1.4%	5,0 0.9%	590,8 1.4%	FI
SE	-	-	-	-	75,1 0.2%	622,2 1.6%	745,2 1.8%	770,1 2.0%	734,8 1.9%	798,0 2.0%	780,3 1.9%	816,8 1.9%	865,6 1.9%	849,1 1.9%	956,3 2.0%	923,9 1.9%	758,9 1.8%	12,4 2.2%	771,3 1.8%	SE
UK	2,252,0 7.1%	2,312,6 7.4%	2,737,9 7.9%	2,939,0 8.8%	2,954,0 8.6%	3,468,2 8.9%	4,401,2 10.8%	4,314,2 11.1%	3,922,2 9.9%	4,058,7 10.0%	4,380,3 10.4%	3,642,6 8.4%	3,971,4 8.9%	3,986,6 8.9%	4,215,0 8.6%	4,287,2 8.6%	3,950,8 9.4%	91,7 16.6%	4,042,5 9.5%	UK
CE (3)	69,2 0.2%	145,9 0.5%	96,4 0.3%	139,0 0.4%	125,2 0.4%	67,0 0.2%	63,6 0.2%	40,3 0.1%	38,5 0.1%	135,9 0.3%	46,9 0.1%	256,3 0.6%	339,4 0.8%	377,8 0.8%	257,9 0.5%	291,5 0.6%	336,7 0.8%	-	336,7 0.8%	CE
<b>TOTAL (1)</b>	<b>31.562,6</b> 100,0%	<b>31.275,8</b> 100,0%	<b>34.748,2</b> 100,0%	<b>33.412,3</b> 100,0%	<b>34.502,7</b> 100,0%	<b>39.107,8</b> 100,0%	<b>40.675,0</b> 100,0%	<b>38.747,9</b> 100,0%	<b>39.540,8</b> 100,0%	<b>40.466,7</b> 100,0%	<b>42.083,3</b> 100,0%	<b>43.214,3</b> 100,0%	<b>44.461,2</b> 100,0%	<b>44.760,5</b> 100,0%	<b>48.928,2</b> 100,0%	<b>49.865,2</b> 100,0%	<b>42.120,9</b> 100,0%	<b>Sugar Restructuring Fund (4) 551,4</b>		<b>42.672,3</b>

(1) 1998 - 2006 : European Agricultural Guidance and Guarantee Fund-EAGGF - Guarantee Section // 2007 : European Agricultural Guarantee Fund-EAGF

(2) Expenditure on credits brought forward is included

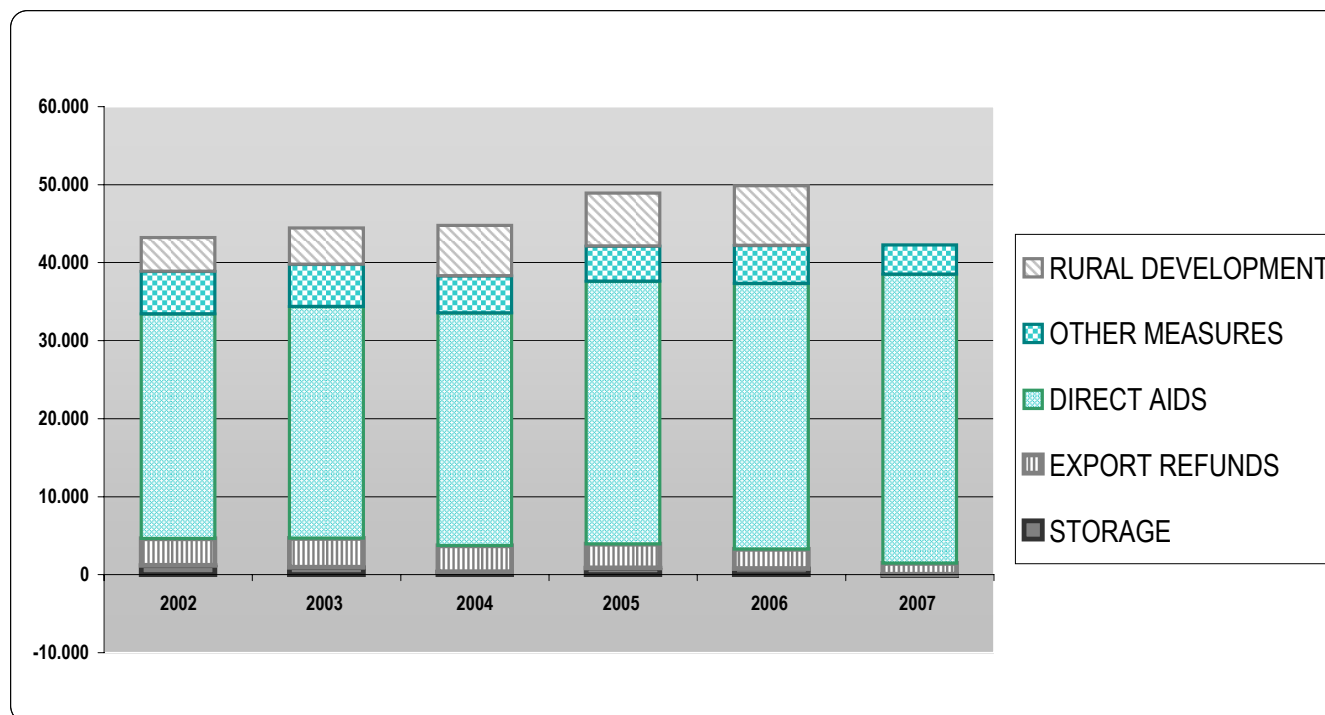
(3) Expenditure made directly by the Commission

(4) Payments made on the basis of the assignend revenue foreseen in article 11 of Regulation 320/2006 (Temporary restructuring amounts in the sugar sector)

TOTAL 2007 EXPENDITURE

ANNEX 20

Evolution of the breakdown of ex-EAGGF-Guarantee Section & EAGF expenditure 2002 - 2007 (\*) ( in EUR million)



in EUR Million

FINANCIAL YEAR	BUDGET EXECUTION		STORAGE	EXPORT REFUNDS	DIRECT AIDS	OTHER MEASURES	RURAL DEVELOPMENT
	1a	1b					
2002	38.864,8	4.349,4	1.163,1	3.432,3	28.800,8	5.468,7	4.349,4
2003	39.781,6	4.679,6	928,1	3.729,6	29.692,4	5.431,5	4.679,6
2004	38.298,5	6.462,0	322,4	3.384,2	29.824,6	4.767,4	6.462,0
2005	42.100,8	6.827,4	851,5	3.051,9	33.700,8	4.496,6	6.827,4
2006	42.175,3	7.689,9	756,9	2.493,6	34.051,3	4.873,4	7.689,9
2007	42.120,9		-106,7	1.444,7	37.045,8	3.763,9	-26,8

(\*) For Rural Development, only expenditure under the ex-EAGGF-Guarantee Section is concerned.

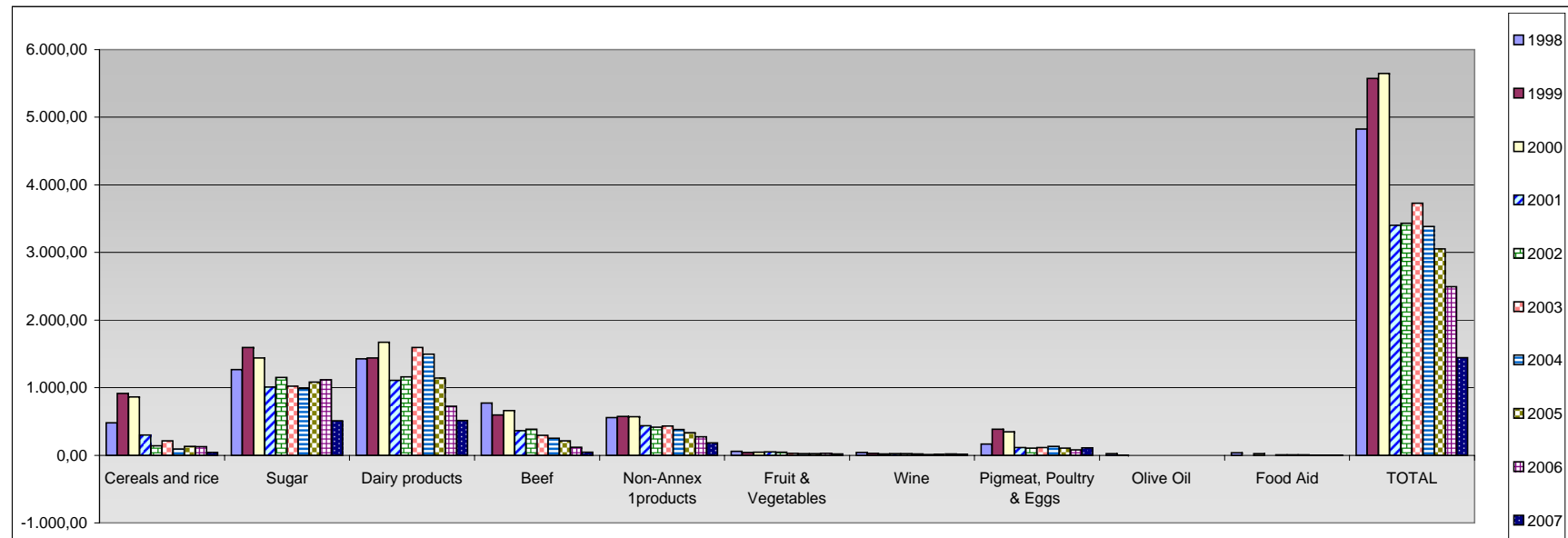
ANNEX 21

EXPORTS REFUNDS EXPENDITURE 1998 - 2007

Eur Million

Sector	1998		1999		2000		2001		2002		2003		2004		2005		2006		2007	
Cereals and rice	479,0	9,9%	913,6	16,4%	862,0	15,3%	298,5	8,8%	140,4	4,1%	213,6	5,7%	94,9	2,8%	131,0	4,3%	128,7	5,2%	41,9	2,9%
Sugar	1.265,5	26,2%	1.592,6	28,6%	1.438,8	25,5%	1.008,2	29,6%	1.151,6	33,6%	1.021,3	27,4%	988,3	29,2%	1.080,6	35,4%	1.116,9	44,8%	509,3	35,3%
Dairy products	1.426,7	29,6%	1.439,4	25,8%	1.671,0	29,6%	1.106,5	32,5%	1.159,6	33,8%	1.595,4	42,8%	1.494,9	44,2%	1.140,8	37,4%	724,9	29,1%	513,4	35,5%
Beef	774,5	16,0%	594,9	10,7%	661,3	11,7%	362,6	10,7%	386,7	11,3%	295,5	7,9%	250,8	7,4%	212,0	6,9%	118,4	4,7%	46,2	3,2%
Non-Annex 1 products	556,1	11,5%	576,4	10,3%	572,2	10,1%	435,6	12,8%	413,8	12,1%	433,3	11,6%	380,3	11,2%	335,4	11,0%	274,1	11,0%	185,2	12,8%
Fruit & Vegetables	58,3	1,2%	40,4	0,7%	46,1	0,8%	50,8	1,5%	46,4	1,4%	29,3	0,8%	25,8	0,8%	25,3	0,8%	26,4	1,1%	21,7	1,5%
Wine	41,2	0,9%	27,4	0,5%	21,5	0,4%	22,5	0,7%	23,8	0,7%	19,6	0,5%	13,1	0,4%	17,3	0,6%	19,2	0,8%	14,0	1,0%
Pigmeat, Poultry & Eggs	165,2	3,4%	385,6	6,9%	348,2	6,2%	115,7	3,4%	104,4	3,0%	116,0	3,1%	130,6	3,9%	106,2	3,5%	80,6	3,2%	111,2	7,7%
Olive Oil	24,9	0,5%	2,5	0,0%	0,2	0,0%	0,2	0,0%	0,1	0,0%	0,1	0,0%	0,0	0,0%	-0,1	0,0%	0,0	0,0%	0,2	0,0%
Food Aid	35,0	0,7%	-	-	24,9	0,4%	-	-	5,6	0,2%	5,7	0,2%	5,6	0,2%	3,4	0,1%	4,4	0,2%	1,6	0,1%
<b>Total Export Refunds Expenditure</b>	<b>4.826,4</b>		<b>5.572,8</b>		<b>5.646,2</b>		<b>3.400,6</b>		<b>3.432,4</b>		<b>3.729,8</b>		<b>3.384,2</b>		<b>3.051,9</b>		<b>2.493,6</b>		<b>1.444,7</b>	

Evolution of ex-EAGGF Guarantee Section and EAGF expenditure for EXPORT REFUNDS, by sectors 1998 - 2007



## ANNEX 22

## SUMMARY of evolution of STORAGE expenditure 2000 - 2007 (\*)

in EUR Million

HEADING	2000		2001		2002		2003		2004		2005		2006		2007	
	STORAGE	%	STORAGE	%	STORAGE	%	STORAGE	%	STORAGE	%	STORAGE	%	STORAGE	%	STORAGE	%
CEREALS	464,17	48,80%	184,88	16,47%	219,19	18,85%	267,48	28,82%	44,72	13,87%	441,63	51,87%	337,91	44,65%	-225,83	211,63%
RICE	65,70	6,91%	30,41	2,71%	37,75	3,25%	76,05	8,19%	47,65	14,78%	2,35	0,28%	-3,25	-0,43%	-0,75	0,70%
SUGAR	312,08	32,81%	281,35	25,07%	16,57	1,42%	0,02	0,00%	-0,05	-0,02%	232,37	27,29%	134,46	17,77%	-87,05	81,58%
OLIVE OIL	-8,65	-0,91%	-1,31	-0,12%	7,89	0,68%	-	-	0,14	0,04%	-	-	-	-	-	-
OIL CROPS	-	-	-	-	-	-	-	-	-	-	-	-	-	-	-	-
FIBRE FLAX AND HEMP	-	-	-	-	-	-	-	-	-	-	0,33	0,04%	-1,43	-0,19%	0,56	-0,52%
FRUIT AND VEGETABLES	-	-	0,03	0,00%	0,50	0,04%	1,57	0,17%	0,12	0,04%	0,40	0,05%	0,38	0,05%	0,41	-0,38%
PRODUCTS OF THE WINE-GROWING SECTOR / ALCOHOL	220,79	23,21%	278,86	24,84%	320,09	27,52%	273,50	29,47%	203,19	63,03%	254,75	29,92%	288,40	38,10%	242,15	-226,92%
TOBACCO	-	-	-	-	-	-	-	-	-	-	-	-	-	-	-	-
MILK PRODUCTS	-116,04	-12,20%	17,45	1,55%	454,22	39,05%	271,20	29,22%	4,98	1,54%	-84,39	-9,91%	0,11	0,01%	-36,20	33,92%
BEEF MEAT	-82,68	-8,69%	325,80	29,03%	104,06	8,95%	2,95	0,32%	-8,43	-2,61%	-0,13	-0,02%	-	-	-	-
SHEEP AND GOAT MEAT	4,06	0,43%	0,04	0,00%	0,16	0,01%	-	-	-	-	-	-	-	-	-	-
PORK MEAT	91,78	9,65%	4,92	0,44%	2,67	0,23%	35,29	3,80%	30,02	9,31%	4,15	0,49%	-	-	-	-
FISHERY PRODUCTS	0,01	0,00%	-0,01	0,00%	-	-	-	-	0,05	0,02%	0,02	0,00%	0,30	0,04%	-	-
<b>TOTAL STORAGE EXPENDITURE</b>	<b>951,22</b>		<b>1.122,42</b>		<b>1.163,10</b>		<b>928,06</b>		<b>322,39</b>		<b>851,48</b>		<b>756,88</b>		<b>-106,71</b>	

(\*) Financial years 2000 to 2006, EAGGF Guarantee Section. Financial year 2007, EAGF



## ANNEX 22 Bis

## Analytical evolution of ex-EAGGF Guarantee Section and EAGF storage expenditure 2000 - 2007 (\*)

in EUR Million

HEADING	2000				2001				2002				2003			
	Private storage	Public storage	TOTAL STORAGE & %		Private storage	Public storage	TOTAL STORAGE & %		Private storage	Public storage	TOTAL STORAGE & %		Private storage	Public storage	TOTAL STORAGE & %	
CEREALS	-	464,17	464,17	48,80%	-	184,88	184,88	16,47%	-	219,19	219,19	18,85%	-	267,48	267,48	28,82%
RICE	-	65,70	65,70	6,91%	-	30,41	30,41	2,71%	-	37,75	37,75	3,25%	-	76,05	76,05	8,19%
SUGAR	312,08	0,00	312,08	32,81%	281,35	-	281,35	25,07%	16,57	-	16,57	1,42%	0,02	-	0,02	0,00%
OLIVE OIL	0,06	-8,71	-8,65	-0,91%	1,11	-2,42	-1,31	-0,12%	9,44	-1,55	7,89	0,68%	-	-	-	-
OIL CROPS	-	-	-	-	-	-	-	-	-	-	-	-	-	-	-	-
FIBRE FLAX AND HEMP	-	-	-	-	-	-	-	-	-	-	-	-	-	-	-	-
FRUIT AND VEGETABLES	-	-	-	-	0,03	-	0,03	0,00%	0,50	-	0,50	0,04%	1,57	-	1,57	0,17%
ALCOHOL	50,25	170,54	220,79	23,21%	61,71	217,15	278,86	24,84%	69,16	250,93	320,09	27,52%	61,81	211,69	273,50	29,47%
TOBACCO	-	-	-	-	-	-	-	-	-	-	-	-	-	-	-	-
MILK PRODUCTS	116,07	-232,11	-116,04	-12,20%	91,26	-73,81	17,45	1,55%	97,21	357,01	454,22	39,05%	74,59	196,61	271,20	29,22%
BEEF MEAT	-0,01	-82,67	-82,68	-8,69%	5,80	320,00	325,80	29,03%	4,09	99,97	104,06	8,95%	-	2,95	2,95	0,32%
SHEEP AND GOAT MEAT	4,06	0,00	4,06	0,43%	0,04	-	0,04	0,00%	0,16	-	0,16	0,01%	-	-	-	-
PORK MEAT	91,78	0,00	91,78	9,65%	4,92	-	4,92	0,44%	2,67	-	2,67	0,23%	35,29	-	35,29	3,80%
FISHERY PRODUCTS	0,01	0,00	0,01	0,00%	-0,01	-	-0,01	0,00%	-	-	-	-	-	-	-	-
	574,30	376,92			446,21	676,21			199,80	963,30			173,28	754,78		
<b>TOTAL</b>			<b>951,22</b>				<b>1.122,42</b>				<b>1.163,10</b>				<b>928,06</b>	

in EUR Million

HEADING	2004				2005				2006				2007			
	Private storage	Public storage	TOTAL STORAGE & %		Private storage	Public storage	TOTAL STORAGE & %		Private storage	Public storage	TOTAL STORAGE & %		Private storage	Public storage	TOTAL STORAGE & %	
CEREALS	-	44,72	44,72	13,87%	-	441,63	441,63	51,87%	-	337,91	337,91	44,65%	-	-225,83	-225,83	211,63%
RICE	-	47,65	47,65	14,78%	-	2,35	2,35	0,28%	-	-3,25	-3,25	-0,43%	-	-0,75	-0,75	0,70%
SUGAR	-0,05	-	-0,05	-0,02%	-	232,37	232,37	27,29%	0,02	134,44	134,46	17,77%	-	-87,05	-87,05	81,58%
OLIVE OIL	-	0,14	0,14	0,04%	-	-	-	-	-	-	-	-	-	-	-	-
OIL CROPS	-	-	-	-	-	-	-	-	-	-	-	-	-	-	-	-
FIBRE FLAX AND HEMP	-	-	-	-	0,33	-	0,33	0,04%	-1,43	-	-1,43	-0,19%	0,56	-	0,56	-0,52%
FRUIT AND VEGETABLES	0,12	-	0,12	0,04%	0,40	-	0,40	0,05%	0,38	-	0,38	0,05%	0,41	-	0,41	-0,38%
ALCOHOL	57,20	145,99	203,19	63,03%	75,60	179,15	254,75	29,92%	99,85	188,55	288,40	38,10%	96,68	145,47	242,15	-226,92%
TOBACCO	-	-	-	-	-	-	-	-	-	-	-	-	-	-	-	-
MILK PRODUCTS	57,19	-52,21	4,98	1,54%	61,58	-145,97	-84,39	-9,91%	56,84	-56,73	0,11	0,01%	38,40	-74,60	-36,20	33,92%
BEEF MEAT	0,10	-8,53	-8,43	-2,61%	-	-0,13	-0,13	-0,02%	-	-	-	-	-	-	-	-
SHEEP AND GOAT MEAT	-	-	-	-	-	-	-	-	-	-	-	-	-	-	-	-
PORK MEAT	30,02	-	30,02	9,31%	4,15	-	4,15	0,49%	-	-	-	-	-	-	-	-
FISHERY PRODUCTS	0,05	-	0,05	0,02%	0,02	-	0,02	0,00%	0,30	-	0,30	0,04%	-	-	-	-
	144,63	177,76			142,08	709,40			155,96	600,92			136,05	-242,76		
<b>TOTAL</b>			<b>322,39</b>				<b>851,48</b>				<b>756,88</b>				<b>-106,71</b>	

(\*) Financial years 2000 to 2006, EAGGF Guarantee Section. Financial year 2007, EAGF

## ANNEX 23

## BREAKDOWN OF EXPENDITURE FOR INTERVENTION IN STORAGE - Financial year 2007

in Million Euro

PRODUCTS	TOTAL STORAGE	TOTAL PRIVATE STORAGE	PUBLIC STORAGE						
			TOTAL PUBLIC STORAGE	DEPRECIATIONS			Total depreciation	Purchase depreciation	Complementary depreciation end of the exercise
				Technical costs	Financial costs	Difference between purchase and sales price			
a = b + c	b	c = d + e + f + g	d	e	f	g = h + i	h	i	
<b>CEREALS</b>	<b>-225,83</b>	<b>0,00</b>	<b>-225,83</b>	<b>192,07</b>	<b>24,68</b>	<b>-442,59</b>	<b>0,01</b>	<b>0,01</b>	<b>0,00</b>
BREAD MAKING QUALITY WHEAT	-94,86		-94,86	86,99	5,64	-187,49	0,00		
BARLEY	-54,71		-54,71	30,17	1,87	-86,76	0,01	0,01	
RYE	-28,13		-28,13	10,39	0,52	-39,04	0,00		
MAIZE	-48,04		-48,04	64,47	16,64	-129,15	0,00		
SORGHUM	-0,09		-0,09	0,04	0,01	-0,15	0,00		
<b>RICE</b>	<b>-0,75</b>	<b>0,00</b>	<b>-0,75</b>	<b>1,78</b>	<b>0,12</b>	<b>-2,65</b>			
<b>SUGAR</b>	<b>-87,05</b>	<b>0,00</b>	<b>-87,05</b>	<b>19,91</b>	<b>9,58</b>	<b>-119,55</b>	<b>3,01</b>	<b>0,00</b>	<b>3,01</b>
WHITE SUGAR	-87,66		-87,66	18,89	9,29	-118,84	3,01		3,01
RAW SUGAR	0,61		0,61	1,02	0,30	-0,71	0,00		
<b>OIL CROPS</b>	<b>0,00</b>	<b>0,00</b>	<b>0,00</b>						
<b>FIBRE FLAX AND HEMP</b>	<b>0,56</b>	<b>0,56</b>	<b>0,00</b>						
<b>FRUIT AND VEGETABLES</b>	<b>0,41</b>	<b>0,41</b>	<b>0,00</b>						
<b>PRODUCTS OF THE WINE-GROWING SECTOR/ ALCOHOL</b>	<b>242,16</b>	<b>96,68</b>	<b>145,47</b>	<b>14,69</b>	<b>4,55</b>	<b>7,46</b>	<b>118,78</b>	<b>108,55</b>	<b>10,23</b>
<b>MILK PRODUCTS</b>	<b>-36,20</b>	<b>38,40</b>	<b>-74,60</b>	<b>4,23</b>	<b>1,64</b>	<b>-80,47</b>	<b>0,00</b>	<b>0,00</b>	<b>0,00</b>
SKIMMED MILK	0,00		0,00				0,00		
BUTTER AND CREAM	-58,05	16,55	-74,60	4,23	1,64	-80,47	0,00		
CHEESE	21,85	21,85	0,00				0,00		
<b>BEEF MEAT</b>	<b>0,00</b>	<b>0,00</b>	<b>0,00</b>			<b>0,00</b>	<b>0,00</b>		
<b>PORK MEAT</b>	<b>0,00</b>	<b>0,00</b>	<b>0,00</b>				<b>0,00</b>		
<b>FISHERY PRODUCTS</b>	<b>0,00</b>	<b>0,00</b>	<b>0,00</b>				<b>0,00</b>		
<b>TOTAL</b>	<b>-106,71</b>	<b>136,05</b>	<b>-242,76</b>						

(1) The amounts are broken down as follows:  
 Results on sales  
 Depreciation

Public alcohol  
 7,46 mio-euro  
 118,78 mio-euro

Mixed alcohol  
 0,00 mio-euro  
 0,00 mio-euro

## ANNEX 24

### QUANTITIES AND VALUE OF THE PRODUCTS IN THE PUBLIC INTERVENTION STORES OF THE INTERVENTION AGENCIES

(The complementary depreciations at the end of the exercise are included)

PRODUCTS	Situation at 30.09.2005 (1)			Situation at 30.09.2006 (1)			Situation at 30.09.2007 (1)		
	Quantities (tonnes)	Accounting value (Mio €) (2)	% of the accounting value	Quantities (tonnes)	Accounting value (Mio €) (2)	% of the accounting value	Quantities (tonnes)	Accounting value (Mio €) (2)	% of the accounting value
Bread making quality wheat	8.592.403	781,94	44,8%	4.217.679	385,55	21,0%	152.066	13,55	2,8%
Barley	1.128.644	92,43	5,3%	2.060.572	178,38	9,7%	0	0,00	0,0%
Rye	2.306.607	151,22	8,7%	546.218	35,81	1,9%	35	0,00	0,0%
Sorghum	2.338	0,21	0,0%	2.941	0,26	0,0%	0	0,00	0,0%
Maize	2.607.800	227,51	13,0%	5.357.331	508,39	27,6%	1.218.219	118,19	24,5%
Rice	296.802	30,93	1,8%	61.589	6,66	0,4%	0	0,00	0,0%
<b>Total cereals/ rice</b>	<b>14.934.594</b>	<b>1.284,23</b>	<b>73,5%</b>	<b>12.246.330</b>	<b>1.115,06</b>	<b>60,6%</b>	<b>1.370.320</b>	<b>131,74</b>	<b>27,3%</b>
Skimmed milk powder	12.359	18,78	1,1%		0,00	0,0%	0	0,00	0,0%
Butter	131.336	172,81	9,9%	117.831	203,40	11,1%	0	0,00	0,0%
<b>Total milk products</b>	<b>143.695</b>	<b>191,59</b>	<b>11,0%</b>	<b>117.831</b>	<b>203,40</b>	<b>11,1%</b>	<b>0</b>	<b>0,00</b>	<b>0,0%</b>
White sugar	605.932	174,07	10,0%	1.053.525	384,36	20,9%	595.666	216,77	44,9%
Row sugar	59.126	13,83	0,8%	59.126	14,60	0,8%	56.357	13,63	2,8%
<b>Total sugar</b>	<b>665.057</b>	<b>187,90</b>	<b>10,8%</b>	<b>1.112.651</b>	<b>398,95</b>	<b>21,7%</b>	<b>652.023</b>	<b>230,39</b>	<b>47,7%</b>
Beef meat in quarters	1	0,00	0,0%	0	0,00	0,0%	0	0,00	0,0%
Boned beef meat (3)	0	0,00	0,0%	0	0,00	0,0%	0	0,00	0,0%
<b>Total beef meat (3)</b>	<b>1</b>	<b>0,00</b>	<b>0,0%</b>	<b>0,0</b>	<b>0,00</b>	<b>0,0%</b>	<b>0,0</b>	<b>0,00</b>	<b>0,0%</b>
Alcohol (hl)	3.674.403	83,38	4,8%	3.529.002	122,26	6,6%	2.860.789	120,42	25,0%
<b>TOTAL</b>		<b>1.747,11</b>	<b>100,0%</b>		<b>1.839,68</b>	<b>100,0%</b>		<b>482,55</b>	<b>100,0%</b>

(1) Regulations (EC) Nos 884/2006 & 885/2006 provide that the expenditure of the 2nd category to be declared under an exercise is calculated on the basis of the intervention operations in the period from October to September of the following year

(2) The value of the Euro was obtained by applying to the carry-over value fixed in national currency, the budgetary rates valid for conversion of expenditure for the month of September.

(3) Quantities expressed in carcass equivalent.

## ANNEX 25

### APPEALS AGAINST CLEARANCE OF ACCOUNTS DECISIONS PENDING ON THE 15 OCTOBER 2007

Case number	Member State	Challenged amount €
T-278/06	GB	2.002.876,99
T-60/07	ES	10.895.565,53
T-181/06	IT	85.706.316,64
T-183/06	PT	3.135.348,71
T-214/07	GR	38.233.984,82
T-224/04	IT	35.300.162,08
T-227/07	ES	4.090.316,46
T-259/05	ES	134.826.274,00
T-263/06	GR	14.527.629,00
T-267/06	IT	12.051.927,57
C-418/06P	BE	9.322.809,63
T-364/04	GR	25.361.148,03
T-55/07	NL	5.670.000,00
T-50/07	PT	3.945.827,00
T-381/04	IT	21.098.010,70
T-373/05	IT	16.568.665,50
T-370/05	FR	13.519.122,05
T-266/04	ES	6.912.654,38
T-368/05	AT	1.580.413,53
T-281/06	ES	5.291.087,63
T-352/05	GR	65.661.902,25
T-344/05	GR	60.298.567,69
T-33/07	GR	244.229.257,47
T-369/05	ES	4.862.295,18
T-432/07	FR	49.721.423,44
<b>TOTAL</b>		<b>874.813.586,28</b>

## ANNEX 26

## FINANCIAL CORRECTIONS BY DECISION AND FINANCIAL YEAR (DECISIONS 1 - 26)

Decision	Financial Year										
	1987	1988	1989	1990	1991	1992	1993	1994	1995	1996	1997
01										-83.054.434,54	-7.131.297,73
02										-13.311.661,91	-18.226.097,67
03										-55.097.691,22	-28.459.533,42
04							353.419,23			-98.880.867,83	-87.923.403,96
05		-6.894.139,25	-6.894.139,25	-6.894.139,25			35.567,26		-19.216.064,49	-145.223.126,07	-102.544.050,65
06						0,00				-255.972.689,57	-41.361.006,52
07							311.163,75		1.382.887,37	-23.100.686,85	-49.040.620,82
08										-153.961.040,43	-110.202.433,47
09											-1.071.346,91
10								17.438.194,58		-13.904.255,00	-35.975.338,39
11									8.146.987,47	29.795.787,00	-1.070.338,94
12									14.859.727,01	1.292.520,47	-1.215.710,31
13											
14											-10.506,30
15							444.180,34		75.716,35	142.099,50	
16											
17											
18					38.842,44	21.372,02	50.746,70		63.345,74	-67.626,66	-8.003.121,92
19										14.582.115,50	
20										13.904.253,00	18.093.545,00
21	41.884,90										
22											
23											
24											
25											-1.350.020,32
26											
<b>Grand Total</b>	<b>41.884,90</b>	<b>-6.894.139,25</b>	<b>-6.894.139,25</b>	<b>-6.894.139,25</b>	<b>38.842,44</b>	<b>21.372,02</b>	<b>1.195.077,28</b>	<b>17.438.194,58</b>	<b>5.312.599,45</b>	<b>-782.857.304,62</b>	<b>-475.491.282,33</b>

Decision	Financial Year										Grand Total
	1998	1999	2000	2001	2002	2003	2004	2005	2006	2007	
01											-90.185.732,27
02	-2.733.350,86										-34.271.110,44
03	-11.069,29										-83.568.293,92
04	-21.306.172,66	-1.538.993,08									-228.512.082,80
05	-80.174.326,07	-755.887,91									-349.344.241,18
06	-76.343.688,94	-26.048.956,93	-131.974,48								-399.858.316,44
07	-52.434.544,75	-19.157.670,11	-1.011.362,79								-143.050.834,20
08											-264.163.473,91
09	-14.337.178,29	-28.194.372,21	-23.282.074,33								-66.884.971,74
10	-57.851.220,81	-30.670.883,25	-17.947.484,84	-3.349.028,82							-142.260.016,52
11	-3.252.135,29	-77.957.188,76	-40.934.176,92	-959.463,83							-86.230.529,27
12	-5.544.280,11	-28.501.526,68	-52.198.189,57	-21.618.802,60							-92.926.261,79
13	-1.037,41	-10.147.020,34	-83.019.554,28	-75.788.874,49	-49.025,30						-169.005.511,82
14	-667.462,03	-22.392.845,76	-56.252.596,89	-35.702.334,87	-227.860,07						-115.253.605,92
15	-1.048.738,06	-5.901.675,60	-20.482.879,89	-57.438.772,17	-58.960.777,35						-143.170.846,88
16	-2.291,92	-20.430.652,81	-45.495.163,94	-27.972.630,54	-26.036.154,55						-119.936.893,76
17		-805.731,52	-9.865.231,88	-31.967.867,66	-63.802.429,18	-37.238.361,07					-143.679.621,31
18	-9.374.864,30	-44.344.419,48	-109.777.412,64	-62.386.118,86	-44.608.619,36	-954.011,01	1.803.537,00				-277.538.350,32
19		-4.636.597,33	-30.372.981,71	-55.144.895,68	-80.918.453,82	-87.967.533,07	-567.687,69				-245.026.033,80
20		8.724.133,00	-6.143.520,76	-46.661.471,52	-57.432.594,85	-44.187.425,19					-113.703.081,33
21	213.766,07	134.055,60	-21.538.374,67	-14.124.488,85	-28.666.764,22	-49.931.453,70	-14.322.219,27				-128.193.594,14
22		-21.048,45	-703.696,25	-36.788.787,55	-60.297.860,44	-24.976.533,24	-25.836.536,30	-13.307.665,78			-161.932.128,01
23		-13.809.328,47	-23.236.251,21	-78.824.593,94	-79.426.015,77	-73.368.966,18	-16.647.398,09	-131.999,21			-285.444.552,87
24		-1.337.421,43	-16.231.749,12	-14.482.754,56	-8.303.878,51	-43.944.283,94	-190.950.606,64	-10.068.664,73	-32.893,85		-285.352.252,79
25	532.684,56	435.837,70	11.032,22	-41.543.650,40	-37.678.743,06	-28.561.232,20	-30.487.524,70	-6.496.021,44			-145.137.637,64
26	-213.766,07	-131.493,86	-47.404.942,03	-84.660.006,76	-49.122.287,72	-9.692.977,77	-23.210.526,82	-25.181.403,65	-16.588.269,22	-59.137,95	-256.264.811,85
<b>Grand Total</b>	<b>-324.549.676,24</b>	<b>-327.489.687,67</b>	<b>-606.018.585,97</b>	<b>-689.414.543,10</b>	<b>-595.531.464,22</b>	<b>-400.822.777,37</b>	<b>-300.218.962,51</b>	<b>-55.185.754,81</b>	<b>-16.621.163,07</b>	<b>-59.137,95</b>	<b>-4.570.894.786,93</b>

## ANNEX 27

### CLEARANCE OF ACCOUNTS AVERAGE EXCHANGE RATE (\*)

Member State	Currency	Amount in national currency	Amount in Euro	Exchange Rate (1)
CZ	CZK	491.509.622,21	17.588.254,28	27,945333
DK	DKK	688.720.057,58	92.419.999,90	7,452067
EE	EEK	43.218.699,70	2.762.178,45	15,646599
LV	LVL	1.490.766,10	2.132.612,84	0,699033
HU	HUF	305.634.962,00	1.321.140,21	231,341806
PL	PLN	263.367.198,62	69.312.616,83	3,799701
SK	SKK	800.363.751,30	23.758.558,88	33,687386

(1) This exchange rate is obtained by dividing the total amount (addition of monthly positive and negative amounts) declared in national currency by the total yearly net amount of the monthly payments in euro (using the monthly exchange rate).

(\*) Only 7 Member States (Czech Republic, Denmark, Estonia, Latvia, Hungary, Poland and Slovak) declared partially in EUR and partially in national currency in 2007. However, the declaration of expenditure for direct aids were made in EUR. The average exchange rates are provided only for those 7 MS and only for the amounts declared in national currency.