



























**Exceptional adjustment aid to producers in the agricultural sectors**  
**(Commission Delegated Regulation (EU) 2022/467)\***

MS	EU support (€)	National top-up	Sectors	Number of beneficiaries	Activities Art 1(3)**
 AT	8 998 883,29	73 691,12	Fruit and vegetables, horticulture	721	c
 BE	6 235 571,99	12 329 656,34	Pigmeat; Poultrymeat; Eggs Goats and goat's milk; Fruit and vegetables Live plants and floriculture products	5 605	a, b, c, d
 BG	10 611 070,99	21 222 141,97	Poultrymeat Pigmeat Wine Greenhouse vegetables	Poultry: 264 Pig: 76 Wine: 695 Heated (93) and unheated (613) greenhouse vegetable	b, c, d
 CZ	11 206 248	22 412 486	Pigmeat Poultrymeat Dairy Fruit and vegetables	2 224	a, b, c, d
 CY	559 192,43	559 192,39	Pigmeat	37	d
 DE	59 001 263,55	73 490 285,61	Fruit and vegetables Hops Wine Poultrymeat Pigmeat	40 965	d
 DK	10 375 449,4	143 883,38	Cereals, beef and veal, milk and pigmeat	9 072	d
 EE	2 563 246,16	5 046 177,28	Dairy Pigmeat Sheep/Goats	973	b, c, d
 EL	26 234 891,46	0	Fruit and vegetables, wine, organic grapes & dried raisins	20 083	b, c, d
 ES	63 266 761,95	126 465 496,91	Beef&veal Sheep and goat Poultrymeat Rabbitmeat Fruit and vegetables (citrus fruit)	116 414	a, b, c, d
 FI	6 867 793,17	12 706 206,24	Pigmeat Poultrymeat Horticulture Greenhouse vegetable	1 132	a, b, c
 FR	89 330 157	143 218 278	Livestock	251	a, b, c, d
 HU	16 725 787,56	0	Poultrymeat Pigmeat	1 398	d
 HR	5 301 962	3 607 237	Dairy Pigmeat Poultrymeat Eggs	4 092	a, d
 IE	15 654 693	0	Pigmeat Fruit and vegetables	285	a, b, c, d
 IT	47 778 961,16	85 223 117,47	Dairy Beef	77 272	d ('animal welfare')
 LT	7 682 787	6 905 491	Poultrymeat	64	a, b, c, d

MS	EU support (€)	National top-up	Sectors	Number of beneficiaries	Activities Art 1(3)**
			Eggs Pigmeat		
 LU	443 444,20	886 888,13	All agricultural sectors	1 243	d
 LV	4 235 160,36	2 897 281,49	Pigmeat Poultrymeat Fruit and vegetables	61	a, b, c, d
 MT	0	0	-	0	-
 NL	7 940 700	0	Pigmeat Poultrymeat	2 941	d
 PL	43 964 513,91	0	Fruit and vegetables Pigmeat	20 441	a, b, c, d
 PT	8 095 163,69	14 298 096,62	Poultrymeat Pigmeat Dairy	2 876	a, b, c, d
 RO	24 147 838,75	13 355 369,18	Fruit and vegetables Pigmeat Wine Poultrymeat	18 288	b, c, d
 SE	8 755 447	17 380 216	Poultrymeat Eggs	375	b, c, d
 SI	1 746 311	3 486 023	Dairy	3 603	d
 SK	4 623 217,86	9 246 433,74	Dairy Pigmeat Sheep and goat (milk and meat)	1 346	b, c

\* Based on Member States' notifications due by 15 May 2023 under R.2022/467.

\*\* conditionality notified by 30 June 2022

- (a) circular economy;
- (b) nutrient management;
- (c) efficient use of resources;
- (d) environmental and climate friendly production methods.