

Wine CMO : Financial execution of the national support programme

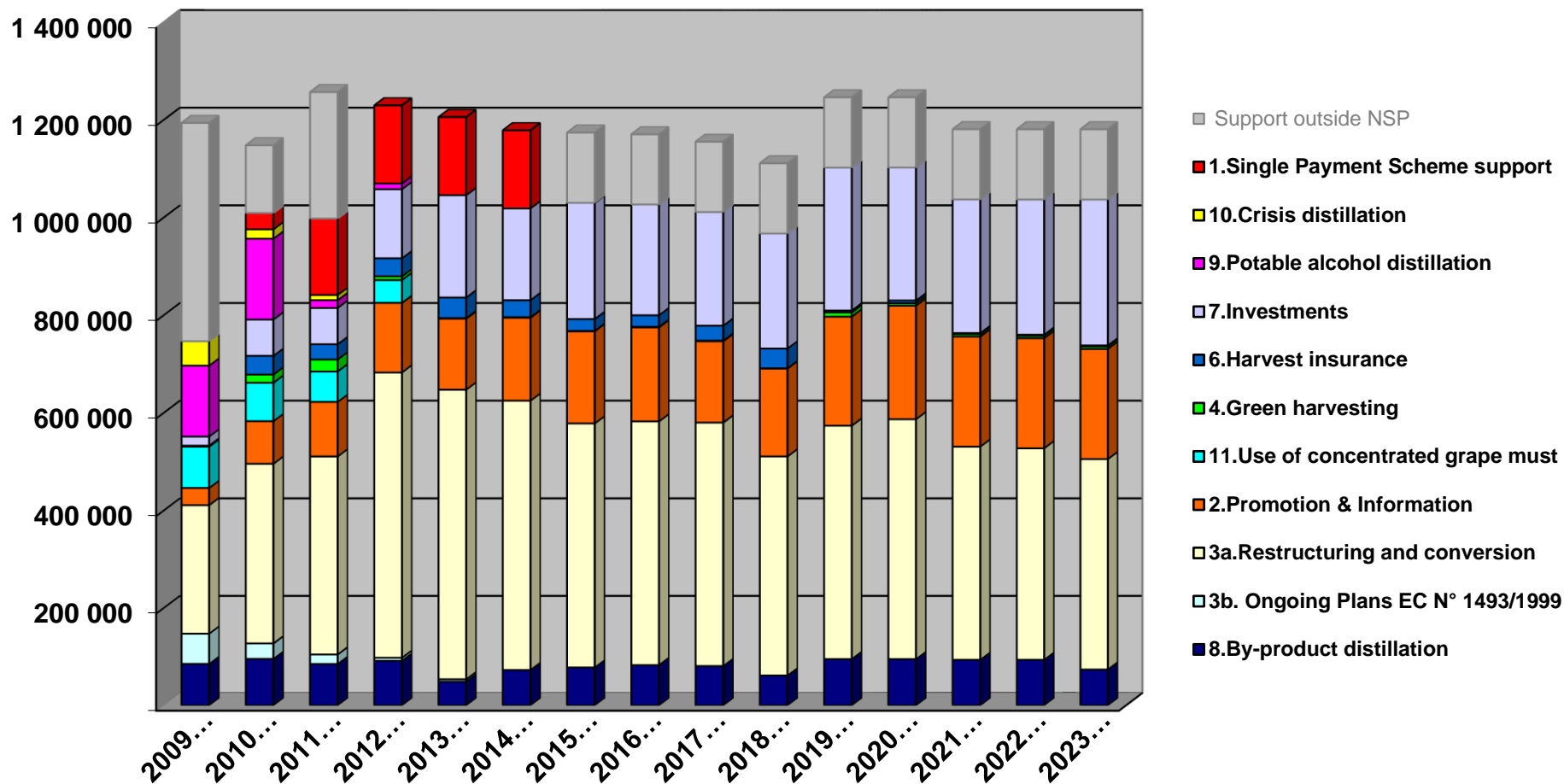
2009-2023

**Council Regulation EC 479/2008 Article 6e
Council Regulation EC 2013/1308 Article 41
Commission Regulation (EU) 2016/1150**

EXECUTION 2009-2018 & Programming 2019 - 2023

SITUATION June 30th 2019

Wine Support Programmes Execution 2009-2018 & Planning 2019-2023 EU-28 - 1000 Euros





Wine CMO : Submission of financial table of the national support programme Council Regulation EC 479/2008 Article 6e Commission Regulation EC 555/2008 Commission Regulation EU 2016/1150	2009-2023
--	------------------

SITUATION June 2019 2009 - 2018 EXECUTION / 2019 - 2023 PROGRAMMING

Measure : (*)	Member STATES ToTal (in 1000 euros)																				Total E.U. 2009-2023 (in 1000 euros)	
	BG	CZ	DE	EL	ES	FR	HR	IT	CY	LT	LU	HU	MT	AT	PT	RO	SI	SK	UK			
(1) (2)																						
1.Single Payment Scheme support in accordance with Article 9				74 000	1875 244						8 014		5 475						1 572		1.964.305	11,5%
2.Promotion in accordance with Article 10	9 589		18 282	83 796	601 873	568 950	5 115	1113 632	593	104		1 972		35 236	73 934	24 092	14 187	587			2.551.944	15,0%
3a.Restructuring and conversion of vineyard in accordance with Article 11	240 879	53 817	260 144	113 409	1236 537	1504 162	12 049	2030 671	33 600		100	355 699		54 417	584 210	423 346	56 836	35 911			6.995.787	41,1%
3b. Ongoing Plans in accordance with Regulation EC N° 1493/1999	4 344		2 814		57 693	22 703		292						4 607	398	15 439		16 600			124.890	0,7%
3c. Replanting following grubbing-up for health or phytosanitary reasons						29										2 500					2.529	0,0%
4.Green harvesting in accordance with Article 12								73 765	816			8 500					334				83.415	0,5%
5.Mutual funds in accordance with Article 13																					-	
6.Harvest insurance in accordance with Article 14	7 928		8 885			1 182		262 412	3 045						28 836	5 165		2 872			320.325	1,9%
7.Investments in enterprises in accordance with Article 15	40 329	18 988	234 071	27 350	491 660	1283 464	51 933	686 782	25 477			22 778		81 676		80 493		8 402			3.053.403	17,9%
7b. Innovation			750		52				354												1.156	0,0%
8.By-product distillation in accordance with Article 16					428 214	508 724		256 470				18 351			21 182	5 000					1.237.940	7,3%
9.Potable alcohol distillation in accordance with Article 17	11				232 933	1		93 732				2 195			9 539						338.410	2,0%
10.Crisis distillation in accordance with Article 18						32 736		46 489													79.225	0,5%
11.Use of concentrated grape must in accordance with Article 19			3 227	2 156		54 710		203 461			246	1 999			5 991	243	301	441			272.775	1,6%
Total:	303 080	72 805	528 172	300 712	4 924 206	3 976 660	69 097	4 767 705	63 885	104	8 360	411 494	5 475	175 936	724 091	556 278	71 659	64 813	1 572	17.026.105	100%	
	2%	0%	3%	2%	29%	23%	0%	28%	0%	0%	0%	2%	0%	1%	4%	3%	0%	0%	0%	100%		

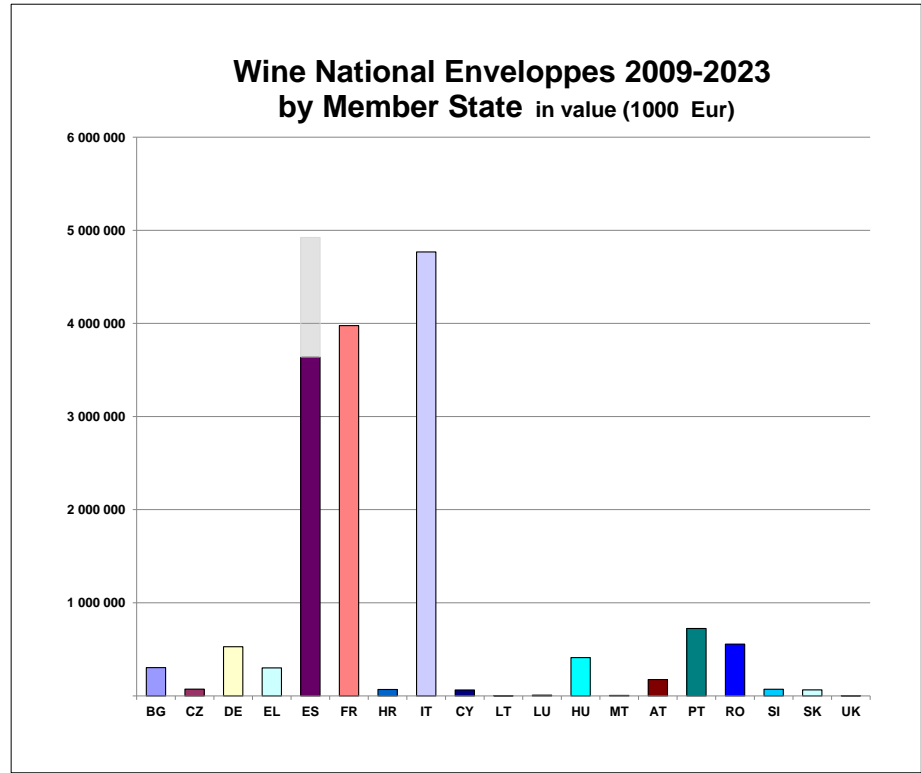
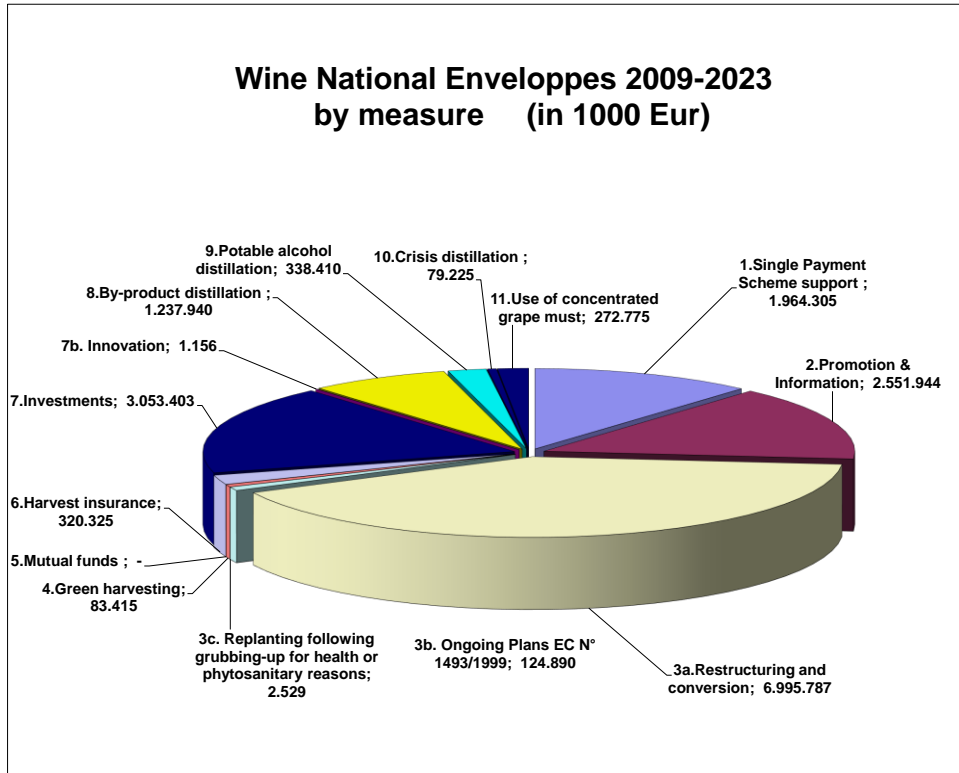
(*) : All the articles indicated in this Annex refer to Regulation (EC) No. 479/2008

3639 465

V 04.01

SITUATION June 2019

2009 - 2018 EXECUTION / 2019 - 2023 PROGRAMMING



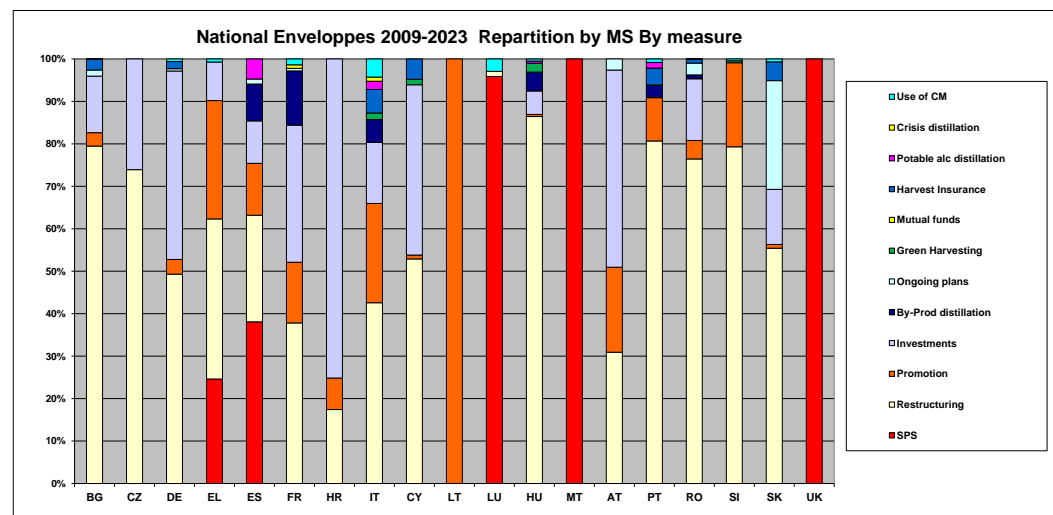
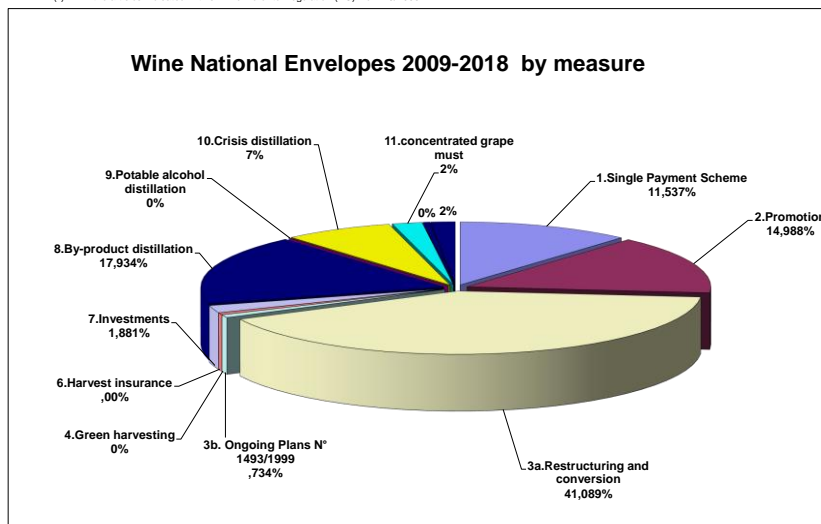


Wine CMO : Submission of financial table of the national support programme Council Regulation EC 479/2008 Article 6e Commission Regulation EC 555/2008 Commission Regulation EU 2016/1150	2009-2023
--	------------------

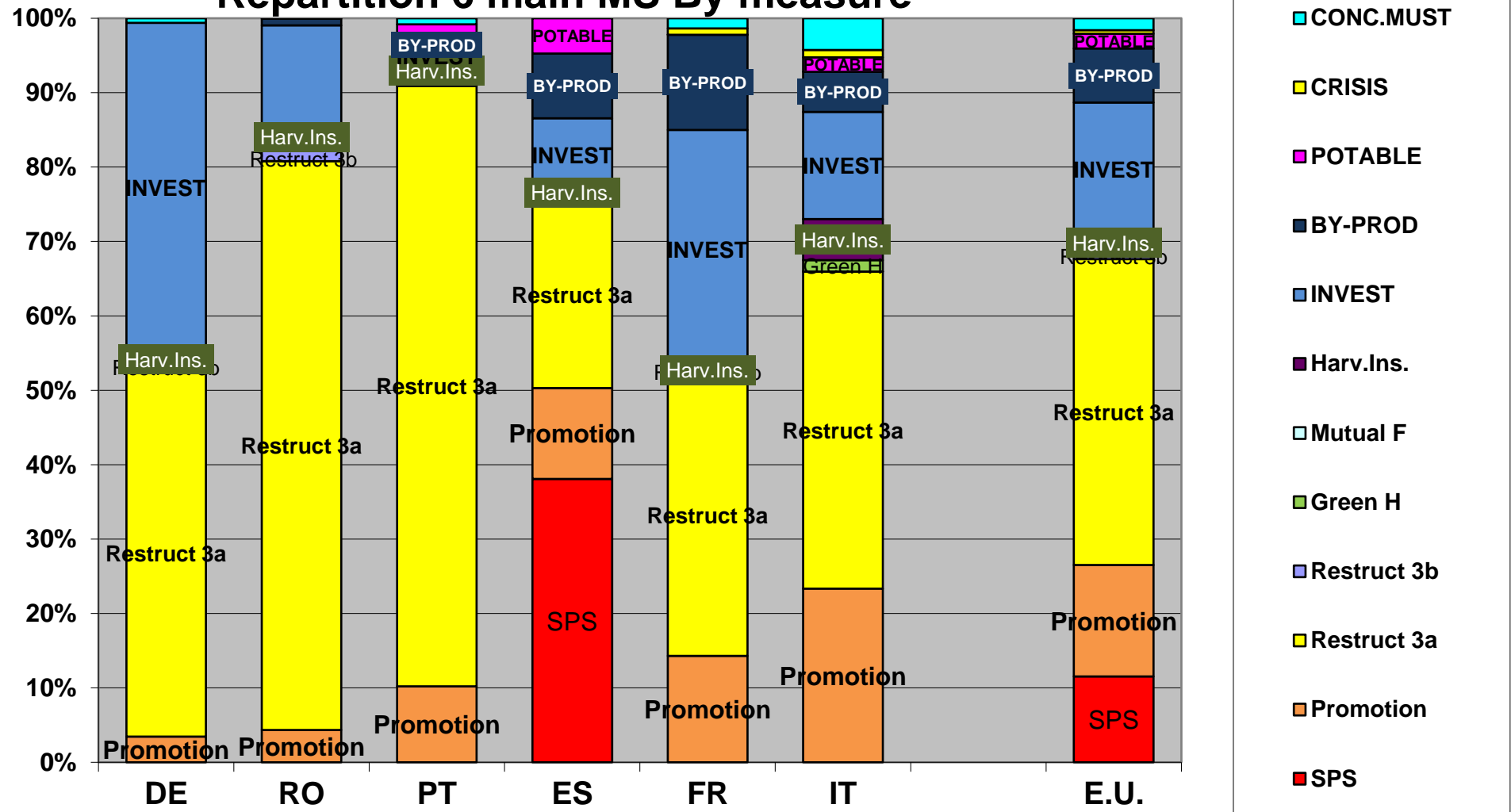
SITUATION June 2019 2009 - 2018 EXECUTION / 2019 - 2023 PROGRAMMING

Measure : (*)	Member STATES ToTal (in 1000 euros)																			Total E.U. 2009-2023 (in 1000 euros)	Measure : (*)
	BG	CZ	DE	EL	ES	FR	HR	IT	CY	LT	LU	HU	MT	AT	PT	RO	SI	SK	UK		
1.Single Payment Scheme support in accordance with Article 9				25%	38%						96%		100%						100%	12%	1.Single Payment Scheme support in accordance with Article 9
2.Promotion in accordance with Article 10	3%		3%	28%	12%	14%	7%	23%	1%	100%		0%		20%	10%	4%	20%	1%		15%	2.Promotion in accordance with Article 10
3a.Restricturing and conversion of vineyard in accordance with Article 11	79%	74%	49%	38%	25%	38%	17%	43%	53%		1%	86%		31%	81%	76%	79%	55%		41%	3a.Restricturing and conversion of vineyard in accordance with Article 11
3b. Ongoing Plans in accordance with Regulation EC N° 1493/1999	1%		1%		1%	1%								3%	0%	3%		26%		1%	3b. Ongoing Plans in accordance with Regulation EC N° 1493/1999
4.Green harvesting in accordance with Article 12									2%	1%		2%					0%			0%	4.Green harvesting in accordance with Article 12
5.Mutual funds in accordance with Article 13																					5.Mutual funds in accordance with Article 13
6.Harvest insurance in accordance with Article 14	3%		2%			0%		6%	5%						4%	1%		4%		2%	6.Harvest insurance in accordance with Article 14
7.Investments in enterprises in accordance with Article 15	13%	26%	44%	9%	10%	32%	75%	14%	40%			6%		46%		14%		13%		18%	7.Investments in enterprises in accordance with Article 15
8.By-product distillation in accordance with Article 16					9%	13%		5%				4%			3%	1%				7%	8.By-product distillation in accordance with Article 16
9.Potable alcohol distillation in accordance with Article 17	0%				5%	0%		2%				1%			1%					2%	9.Potable alcohol distillation in accordance with Article 17
10.Crisis distillation in accordance with Article 18						1%		1%												0%	10.Crisis distillation in accordance with Article 18
11.Use of concentrated grape must in accordance with Article 19			1%	1%		1%		4%			3%	0%			1%	0%	0%	1%		2%	11.Use of concentrated grape must in accordance with Article 19
Total:	100%	100%	100%	100%	100%	100%	100%	100%	100%	100%	100%	100%	100%	100%	100%	100%	100%	100%	100%	100%	Total:

(*) : All the articles indicated in this Annex refer to Regulation (EC) No. 479/2008



National Enveloppes 2009-2023 Repartition 6 main MS By measure

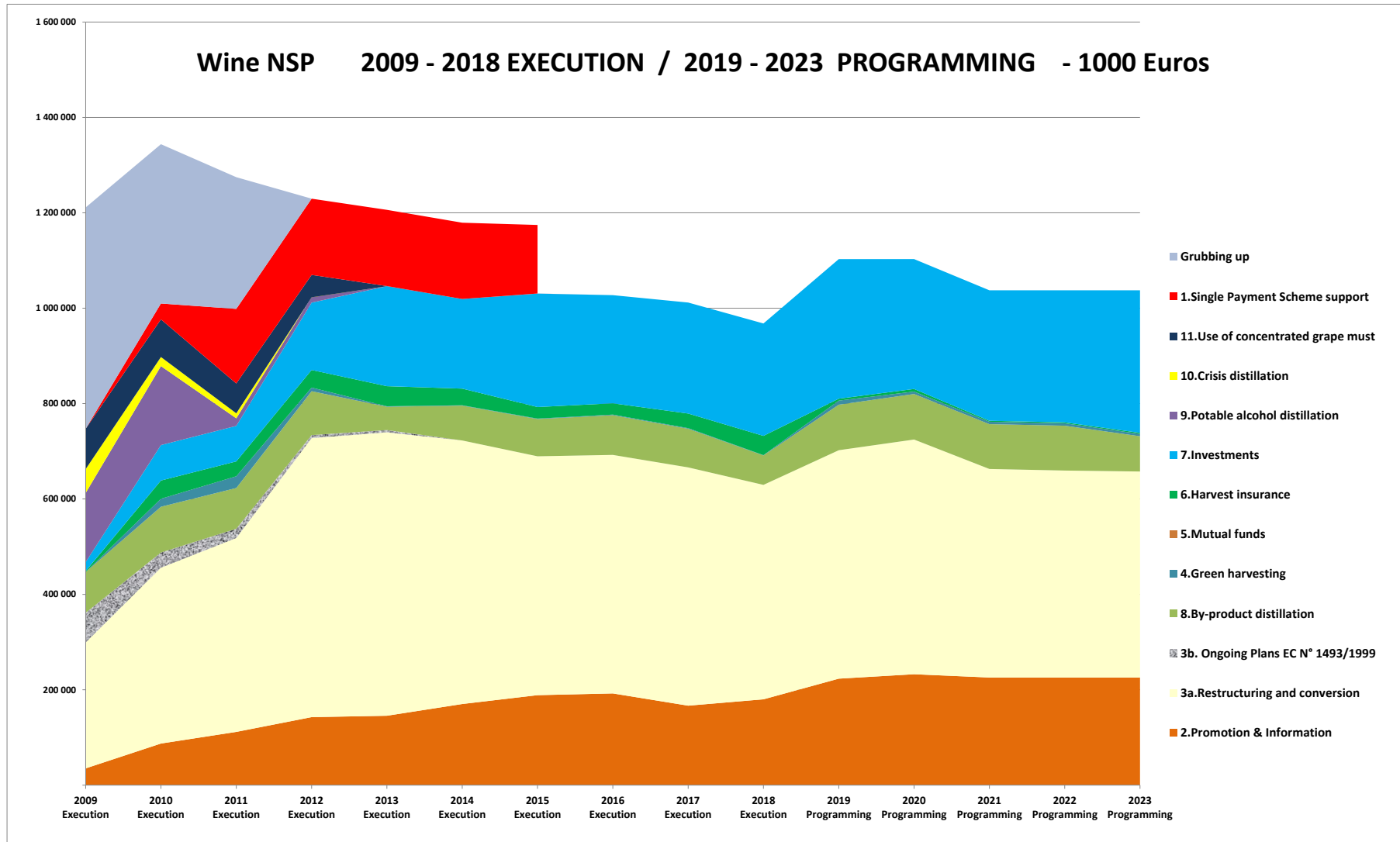




**Wine CMO : Submission of financial table
of the national support programme
Council Regulation EC 479/2008 Article 6(e)
Commission Regulation EC 555/2008 EXECUTION & Programming**

SITUATION June 2019 2009 - 2018 EXECUTION / 2019 - 2023 PROGRAMMING

Measure : (*)	Financial Year:										2019 Programming	2020 Programming	2021 Programming	2022 Programming	2023 Programming	Total (in 1000 euros)	
	2009 Execution	2010 Execution	2011 Execution	2012 Execution	2013 Execution	2014 Execution	2015 Execution	2016 Execution	2017 Execution	2018 Execution							
(1) (2)	(3)	(4)	(5) (6)	(7)	(8)	(9)	(10)	(11)	(12)	(13)	(14)	(15)	(16)	(17)	(18)	(19)	
1.Single Payment Scheme support		33 353	156 630	159 875	159 857	159 859	143 859	143 859	143 859	143 859	143 859	143 859	143 859	143 859	143 859	1 964 305	11.5%
2.Promotion & Information	35 182	87 203	111 657	142 523	145 433	170 078	188 694	192 377	166 546	179 811	223 332	232 504	225 536	225 536	225 531	2 551 944	15.0%
3a.Restructuring and conversion	263 786	368 627	406 392	585 137	594 274	552 555	500 801	500 083	499 617	449 791	478 855	492 229	437 431	434 153	432 056	6 995 787	41.1%
3b. Ongoing Plans EC N° 1493/1999	62 417	31 920	19 523	6 250	4 781											124 890	0.7%
3c. Replanting following grubbing-up for health or phytosanitary reasons									7	21	500	500	500	500	500	2 529	0.0149%
4.Green harvesting	131	16 793	24 566	7 635	752	888	909	1 381	1 189	672	8 500	5 000	5 000	5 000	5 000	83 415	0.5%
5.Mutual funds																	0.0%
6.Harvest insurance	1 972	38 334	31 199	36 933	42 163	34 834	24 212	23 647	30 704	40 401	3 973	5 606	2 116	2 116	2 116	320 325	1.9%
7.Investments	18 642	74 342	74 363	141 342	209 630	187 996	237 893	226 710	232 765	235 595	292 668	272 311	273 575	276 740	298 830	3 053 403	17.9%
7b. Innovation						93		10	42	36	225	150	200	200	200	1 156	0.0%
8.By-product distillation	85 493	95 856	85 474	91 978	49 112	72 980	78 156	83 120	81 143	61 676	95 552	95 400	94 000	94 000	74 000	1 237 940	7.3%
9.Potable alcohol distillation	145 100	165 527	15 862	11 811	- 41	58	93									338 410	2.0%
10.Crisis distillation	49 966	19 174	10 645	- 560												79 225	0.5%
11.Use of concentrated grape must	84 567	78 753	62 377	46 760	317											272 775	1.6%
Total 1-11 :	747 255	1 009 883	998 688	1 229 686	1 206 277	1 179 342	1 174 617	1 171 186	1 155 873	1 111 862	1 247 464	1 247 559	1 182 217	1 182 104	1 182 092	17 026 105	100.0%
New transfer to Rural Development	160	1 210	1 210	1 210	1 210											5 000	
Total:	747 415	#####	999 898	#####	#####	#####	#####	#####	#####	#####	#####	#####	#####	#####	#####	17 031 105	



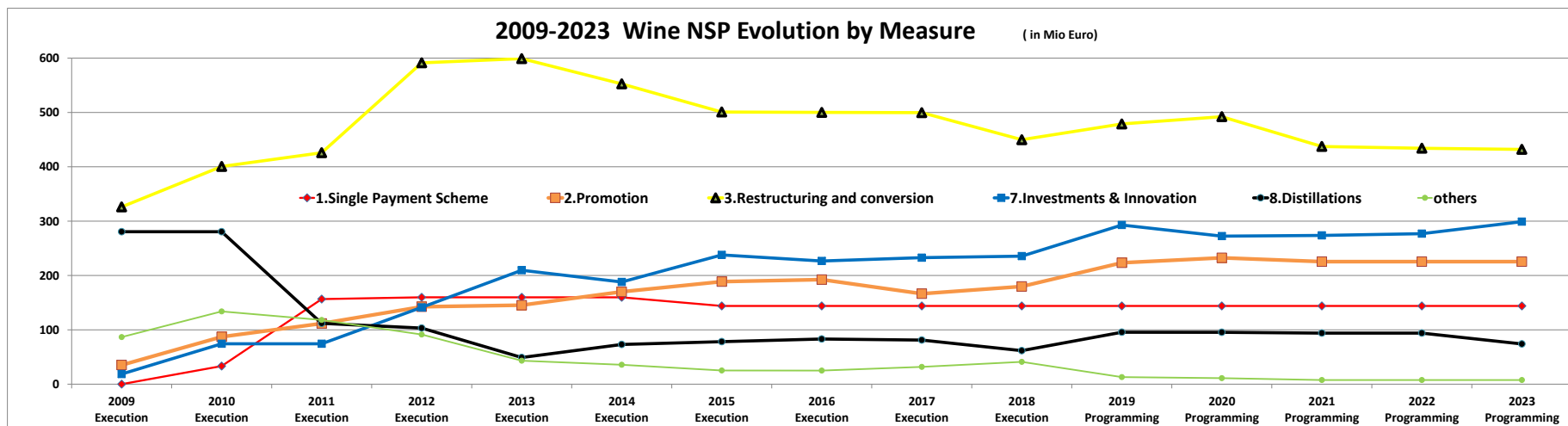


AGRI CAP Heading

**Wine CMO : Submission of financial table
of the national support programme 2009-2023**
Council Regulation EC 479/2008 Article 6€
Commission Regulation EC 555/2008 EXECUTION & Programming

SITUATION June 2019 2009 - 2018 EXECUTION / 2019 - 2023 PROGRAMMING

in Mio euros	2009 Execution	2010 Execution	2011 Execution	2012 Execution	2013 Execution	2014 Execution	2015 Execution	2016 Execution	2017 Execution	2018 Execution	2019 Programming	2020 Programming	2021 Programming	2022 Programming	2023 Programming	Total 2009-2018	
(1) (2)																	
1.Single Payment Scheme		33	157	160	160	160	144	144	144	144	144	144	144	144	144	1 964	12%
2.Promotion	35	87	112	143	145	170	189	192	167	180	223	233	226	226	226	2 552	15%
3.Restructuring and conversion	326	401	426	591	599	553	501	500	500	450	479	492	437	434	432	7 121	42%
7.Investments & Innovation	19	74	74	141	210	188	238	227	233	236	293	272	274	277	299	3 055	18%
8.Distillations	281	281	112	103	49	73	78	83	81	62	96	95	94	94	74	1 656	10%
others	87	134	118	91	43	36	25	25	32	41	13	11	8	8	8	679	4%
Total 1-11	747	1 010	999	1 230	1 206	1 179	1 175	1 171	1 156	1 112	1 247	1 248	1 182	1 182	1 182	17 026	100%





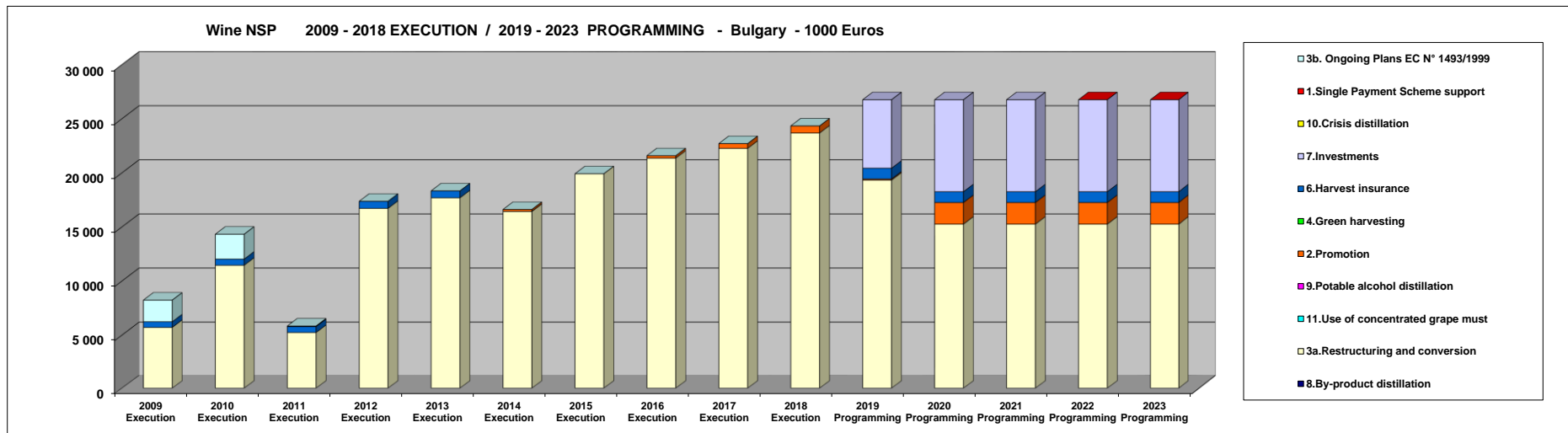
**Wine CMO : Submission of financial table
of the national support programme 2009-2023**
Council Regulation EC 479/2008 Article 6e
Commission Regulation EC 555/2008
Commission Regulation EU 2016/1150

Bulgary

SITUATION June 2019 2009 - 2018 EXECUTION / 2019 - 2023 PROGRAMMING

Measure : (*)	Financial Year:															Total (in 1000 euros)
	2009 Execution	2010 Execution	2011 Execution	2012 Execution	2013 Execution	2014 Execution	2015 Execution	2016 Execution	2017 Execution	2018 Execution	2019 Programming	2020 Programming	2021 Programming	2022 Programming	2023 Programming	
(1) (2)	(3)	(4)	(5)	(6)	(7)	(8)	(9)	(10)	(11)	(12)	(13)	(14)	(15)	(16)	(17)	(18)
1.Single Payment Scheme support																
2.Promotion						173		224	438	654	100	2 000	2 000	2 000	2 000	9 589
3a.Restructuring and conversion	5 715	11 464	5 245	16 719	17 696	16 431	19 916	21 359	22 268	23 686	19 333	15 262	15 262	15 262	15 262	240 879
3b. Ongoing Plans EC N° 1493/1999	1 996	2 298	50													4 344
3c. Replanting after grubbing-up																
4.Green harvesting																
5.Mutual funds in accordance with Article 13																
6.Harvest insurance	525	566	547	652	638						1 000	1 000	1 000	1 000	1 000	7 928
7.Investments											6 329	8 500	8 500	8 500	8 500	40 329
8. Innovation																
8.By-product distillation																
9.Potable alcohol distillation							11									11
10.Crisis distillation																
11.Use of concentrated grape must																
Total:	8 236	14 328	5 842	17 371	18 334	16 615	19 916	21 583	22 706	24 340	26 762	26 762	26 762	26 762	26 762	303 080
Unused:								5 179								5 179

(*) : All the articles indicated in this Annex refer to Regulation (EC) No. 479/2008



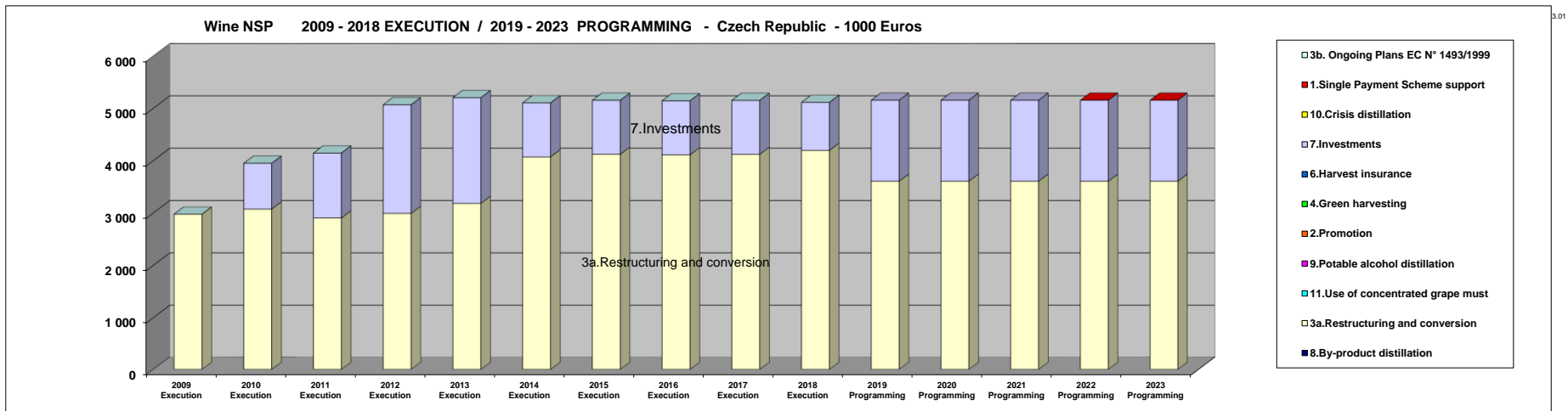


**Wine CMO : Submission of financial table
of the national support programme 2009-2023**
Council Regulation EC 479/2008 Article 6e
Commission Regulation EC 555/2008
Commission Regulation EU 2016/1150

Czech Republic

SITUATION June 2019 2009 - 2018 EXECUTION / 2019 - 2023 PROGRAMMING

Measure : (*)	Financial Year:															Total (in 1000 euros)
	2009 Execution	2010 Execution	2011 Execution	2012 Execution	2013 Execution	2014 Execution	2015 Execution	2016 Execution	2017 Execution	2018 Execution	2019 Programming	2020 Programming	2021 Programming	2022 Programming	2023 Programming	
(1) (2)	(3)	(4)	(5)	(6)	(7)	(8)	(9)	(10)	(11)	(12)	(13)	(14)	(15)	(16)	(17)	(18)
1.Single Payment Scheme support																
2.Promotion																
3a.Restructuring and conversion	2 979	3 076	2 907	2 995	3 185	4 073	4 124	4 114	4 123	4 198	3 609	3 609	3 609	3 609	3 609	53 817
3b. Ongoing Plans EC N° 1493/1999																
3c. Replanting after grubbing-up																
4.Green harvesting																
5.Mutual funds in accordance with Article 13																
6.Harvest insurance																
7.Investments		875	1 240	2 075	2 019	1 032	1 031	1 032	1 030	918	1 547	1 547	1 547	1 547	1 547	18 988
8. Innovation																
8.By-product distillation																
9.Potable alcohol distillation																
10.Crisis distillation																
11.Use of concentrated grape must																
Total:	2 979	3 951	4 147	5 069	5 204	5 105	5 155	5 145	5 153	5 116	5 156	5 156	5 156	5 156	5 156	72 805

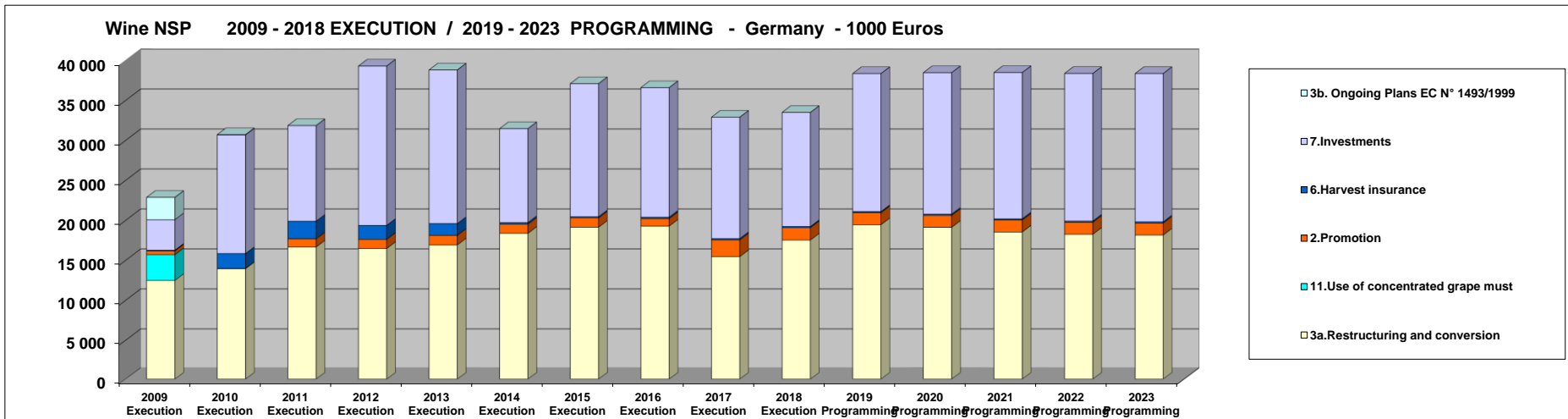




Wine CMO : Submission of financial table of the national support programme Council Regulation EC 479/2008 Article 6e Commission Regulation EC 555/2008 Commission Regulation EU 2016/1150	2009-2023	Germany
---	-----------	----------------

SITUATION June 2019 2009 - 2018 EXECUTION / 2019 - 2023 PROGRAMMING

Measure : (*)	Financial Year:															Total (in 1000 euros)
	2009 Execution	2010 Execution	2011 Execution	2012 Execution	2013 Execution	2014 Execution	2015 Execution	2016 Execution	2017 Execution	2018 Execution	2019 Programming	2020 Programming	2021 Programming	2022 Programming	2023 Programming	
1.Single Payment Scheme support																
2.Promotion	462	31	1 026	1 147	1 203	1 145	1 185	940	2 093	1 550	1 500	1 500	1 500	1 500	1 500	18 282
3a.Restructuring and conversion	12 508	13 970	16 680	16 498	16 945	18 395	19 156	19 300	15 485	17 559	19 476	19 145	18 560	18 282	18 185	260 144
3b. Ongoing Plans EC N° 1493/1999	2 792	33		- 11												2 814
3c. Replanting after grubbing-up																
4.Green harvesting																
5.mutual funds in accordance with Article 13																
6.Harvest insurance	84	1 861	2 203	1 745	1 466	200	123	176	159	138	146	146	146	146	146	8 885
7.Investments	3 819	14 835	11 959	19 926	19 216	11 747	16 649	16 203	15 182	14 268	17 258	17 697	18 297	18 462	18 552	234 071
8. Innovation											150	150	150	150	150	750
8.By-product distillation																
9.Potable alcohol distillation																
10.Crisis distillation																
11.Use of concentrated grape must	3 227															3 227
Total:	22 891	30 731	31 869	39 304	38 830	31 488	37 113	36 619	32 920	33 515	38 530	38 638	38 653	38 540	38 533	528 172
<small>If relevant:</small>	<small>Unused</small>							2 276								2 276





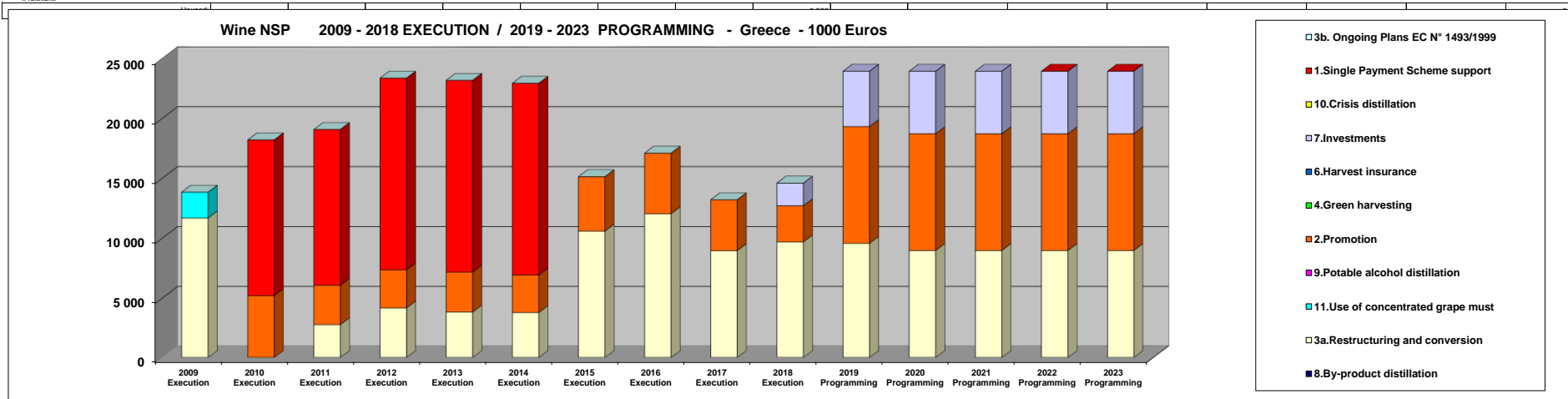
**Wine CMO : Submission of financial table
of the national support programme 2009-2023**
Council Regulation EC 479/2008 Article 6e
Commission Regulation EC 555/2008
Commission Regulation EU 2016/1150

Greece

SITUATION June 2019 2009 - 2018 EXECUTION / 2019 - 2023 PROGRAMMING

Measure : (*)	Financial Year:															Total (in 1000 euros)
	2009 Execution	2010 Execution	2011 Execution	2012 Execution	2013 Execution	2014 Execution	2015 Execution	2016 Execution	2017 Execution	2018 Execution	2019 Programming	2020 Programming	2021 Programming	2022 Programming	2023 Programming	
(1) (2)	(3)	(4)	(5)	(6)	(7)	(8)	(9)	(10)	(11)	(12)	(13)	(14)	(15)	(16)	(17)	(18)
1.Single Payment Scheme support		13 000	13 000	16 000	16 000	16 000										74 000
2.Promotion		5 233	3 295	3 181	3 333	3 132	4 542	5 059	4 250	3 022	9 750	9 750	9 750	9 750	9 750	83 796
3a.Restructuring and conversion	11 710		2 809	4 207	3 866	3 825	10 619	12 066	8 987	9 718	9 600	9 000	9 000	9 000	9 000	113 409
3b. Ongoing Plans EC N° 1493/1999																
3c. Replanting after grubbing-up																
4.Green harvesting																
5.Mutual funds in accordance with Article 13																
6.Harvest insurance																
7.Investments										1 885	4 613	5 213	5 213	5 213	5 213	27 350
8. Innovation																
8.By-product distillation																
9.Potable alcohol distillation																
10.Crisis distillation																
11.Use of concentrated grape must	2 156															2 156
Total:	13 866	18 233	19 104	23 388	23 199	22 958	15 162	17 125	13 237	14 626	23 963	23 963	23 963	23 963	23 963	300 712

If relevant:



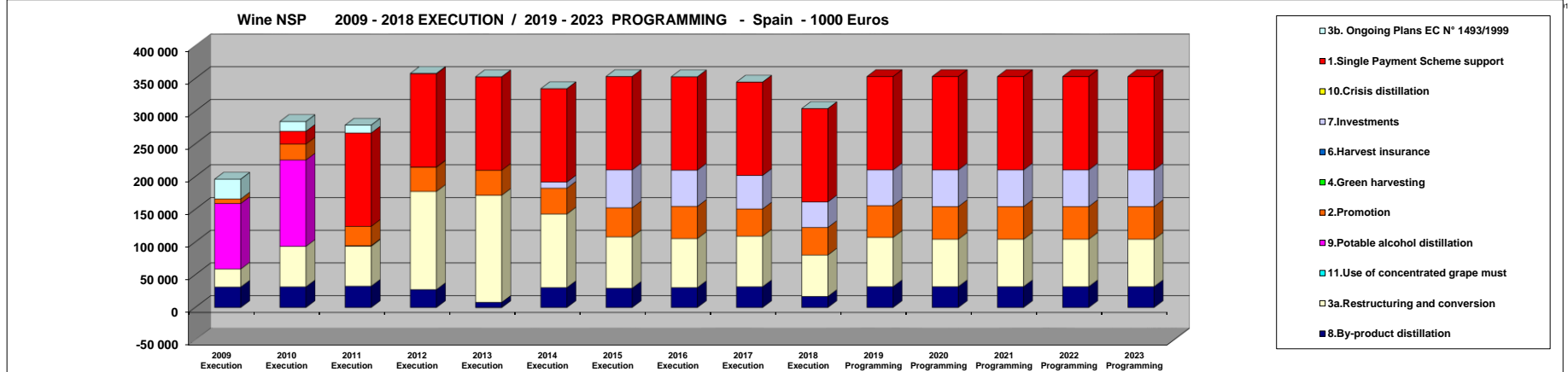


**Wine CMO : Submission of financial table
of the national support programme 2009-2023**
Council Regulation EC 479/2008 Article 6e
Commission Regulation EC 555/2008
Commission Regulation EU 2016/1150

Spain

SITUATION June 2019 2009 - 2018 EXECUTION / 2019 - 2023 PROGRAMMING

Measure : (*)	Financial Year:															Total (in 1000 euros)
	2009 Execution	2010 Execution	2011 Execution	2012 Execution	2013 Execution	2014 Execution	2015 Execution	2016 Execution	2017 Execution	2018 Execution	2019 Programming	2020 Programming	2021 Programming	2022 Programming	2023 Programming	
1.Single Payment Scheme support		19 507	142 749	142 749	142 749	142 749	142 749	142 749	142 749	142 749	142 749	142 749	142 749	142 749	142 749	1875 244
2.Promotion	6 981	24 431	29 692	36 994	38 291	39 441	44 345	49 236	41 623	42 139	48 700	50 000	50 000	50 000	50 000	601 873
3a.Restructuring and conversion	27 623	61 882	61 160	150 091	163 667	112 494	78 536	74 993	77 361	63 323	75 279	72 532	72 532	72 532	72 532	1236 537
3b. Ongoing Plans EC N° 1493/1999	30 291	14 912	12 005	359	126											57 693
3c. Replanting after grubbing-up																
4.Green harvesting																
5.Mutual funds in accordance with Article 13																
6.Harvest insurance																
7.Investments				295	- 2	9 369	57 961	55 289	51 152	39 042	54 553	56 000	56 000	56 000	56 000	491 660
8. Innovation								10	42							52
8.By-product distillation	31 219	31 558	32 522	27 330	7 800	30 409	29 399	30 385	31 710	16 881	31 800	31 800	31 800	31 800	31 800	428 214
9.Potable alcohol distillation	100 105	132 025	671			41	90									232 933
10.Crisis distillation																
11.Use of concentrated grape must																
Total:	196 218	284 315	278 799	357 818	352 632	334 503	353 081	352 663	344 637	304 134	353 081	353 081	353 081	353 081	353 081	4924 206



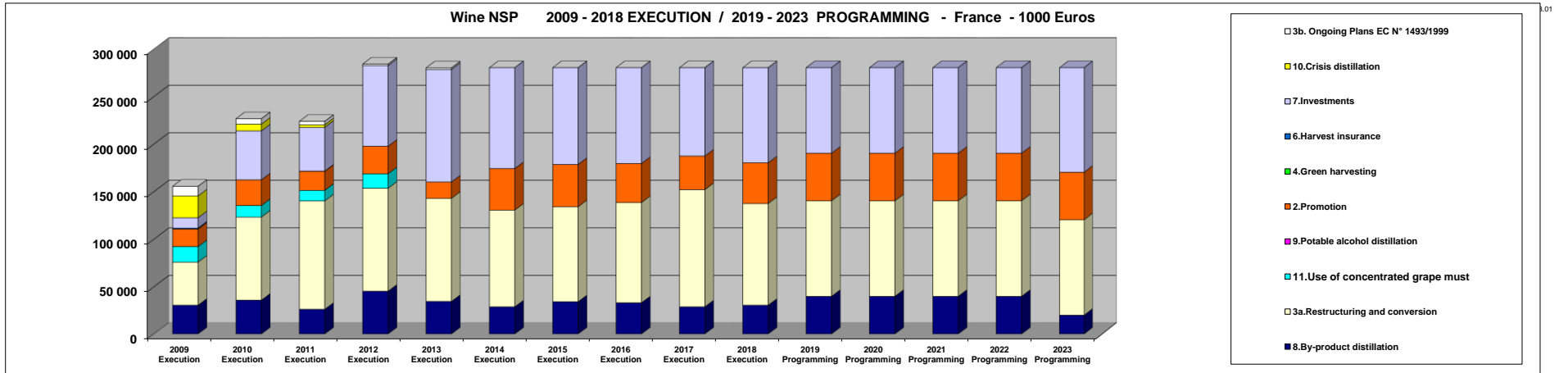


**Wine CMO : Submission of financial table
of the national support programme 2009-2023**
Council Regulation EC 479/2008 Article 6e
Commission Regulation EC 555/2008
Commission Regulation EU 2016/1150

France

SITUATION June 2019 2009 - 2018 EXECUTION / 2019 - 2023 PROGRAMMING

Measure : (*)	Financial Year:															Total (in 1000 euros)
	2009 Execution	2010 Execution	2011 Execution	2012 Execution	2013 Execution	2014 Execution	2015 Execution	2016 Execution	2017 Execution	2018 Execution	2019 Programming	2020 Programming	2021 Programming	2022 Programming	2023 Programming	
(1) (2)	(3)	(4)	(5)	(6)	(7)	(8)	(9)	(10)	(11)	(12)	(13)	(14)	(15)	(16)	(17)	(18)
1.Single Payment Scheme support																
2.Promotion	18 426	27 004	20 056	29 014	17 098	43 701	44 474	41 052	35 313	42 811	50 000	50 000	50 000	50 000	50 000	568 950
3a.Restructuring and conversion	45 421	87 445	114 157	108 300	108 483	101 818	99 923	105 473	123 334	107 083	100 545	100 545	100 545	100 545	100 545	1504 162
3b. Ongoing Plans EC N° 1493/1999	10 107	5 678	3 643	1 591	1 683											22 703
3c. Replanting after grubbing-up									7	21						29
4.Green harvesting																
5.Mutual funds in accordance with Article 13																
6.Harvest insurance	980	32	186	- 17												1 182
7.Investments	10 906	51 504	46 013	84 798	118 393	106 139	101 812	100 822	93 009	100 068	90 000	90 000	90 000	90 000	110 000	1283 464
8. Innovation																
8.By-product distillation	30 594	35 970	26 248	45 400	34 651	28 886	34 336	33 197	28 881	30 562	40 000	40 000	40 000	40 000	20 000	508 724
9.Potable alcohol distillation						1										1
10.Crisis distillation	22 955	7 108	2 675	- 3												32 736
11.Use of concentrated grape must	16 355	12 094	11 076	15 184												54 710
Total:	155 744	226 835	224 055	284 267	280 310	280 545	280 545	280 545	280 545	280 545	280 545	280 545	280 545	280 545	280 545	3976 660



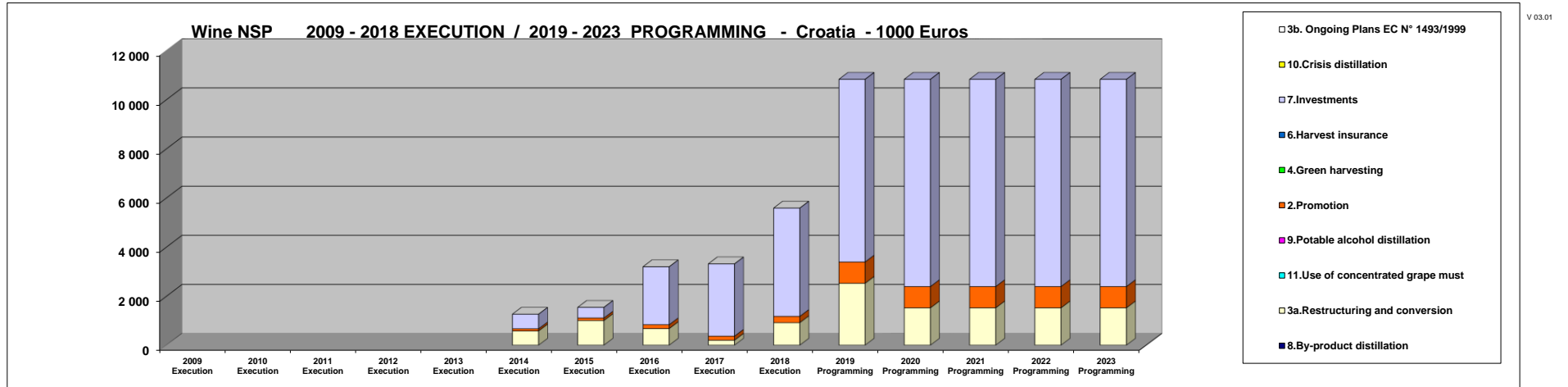


**Wine CMO : Submission of financial table
of the national support programme 2009-2023**
Council Regulation EC 479/2008 Article 6e
Commission Regulation EC 555/2008
Commission Regulation EU 2016/1150

Croatia

SITUATION June 2019 2009 - 2018 EXECUTION / 2019 - 2023 PROGRAMMING

Measure : (*)	Financial Year:															Total (in 1000 euros)
	2009 Execution	2010 Execution	2011 Execution	2012 Execution	2013 Execution	2014 Execution	2015 Execution	2016 Execution	2017 Execution	2018 Execution	2019 Programming	2020 Programming	2021 Programming	2022 Programming	2023 Programming	
(1) (2)	(3)	(4)					(5)	(6)			(7)			(8)	(9)	
1.Single Payment Scheme support																
2.Promotion						90	104	161	167	258	867	867	867	867	867	5 115
3a.Restructuring and conversion						582	1 011	680	203	924	2 530	1 530	1 530	1 530	1 530	12 049
3b. Ongoing Plans EC N° 1493/1999																
3c. Replanting after grubbing-up																
4.Green harvesting																
5.Mutual funds in accordance with Article 13																
6.Harvest insurance																
7.Investments						599	435	2 363	2 951	4 410	7 435	8 435	8 435	8 435	8 435	51 933
8. Innovation																
8.By-product distillation																
9.Potable alcohol distillation																
10.Crisis distillation																
11.Use of concentrated grape must																
Total:						1 272	1 550	3 203	3 321	5 592	10 832	10 832	10 832	10 832	10 832	69 097





**Wine CMO : Submission of financial table
of the national support programme 2009-2023**
Council Regulation EC 479/2008 Article 6e
Commission Regulation EC 555/2008
Commission Regulation EU 2016/1150

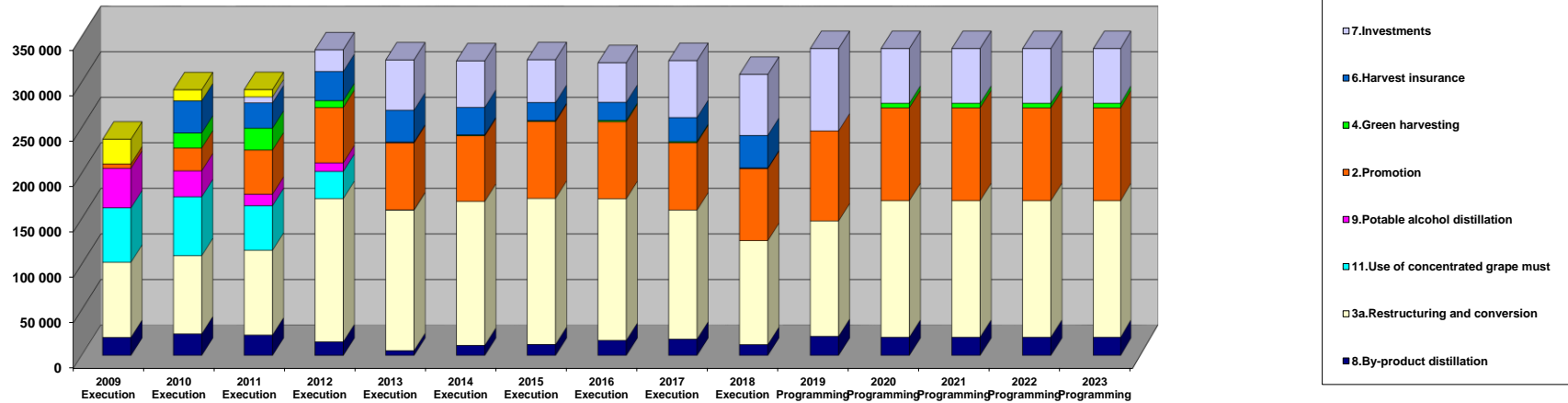
Italy

SITUATION June 2019 2009 - 2018 EXECUTION / 2019 - 2023 PROGRAMMING

Measure : (*)	Financial Year:															Total (in 1000 euros)
	2009 Execution	2010 Execution	2011 Execution	2012 Execution	2013 Execution	2014 Execution	2015 Execution	2016 Execution	2017 Execution	2018 Execution	2019 Programming	2020 Programming	2021 Programming	2022 Programming	2023 Programming	
(1) (2)	(3)	(4)	(5)	(6)	(7)	(8)	(9)	(10)	(11)	(12)	(13)	(14)	(15)	(16)	(17)	(18)
1.Single Payment Scheme support																
2.Promotion	4 867	25 111	48 518	60 676	73 589	72 074	84 397	84 541	73 987	79 053	98 833	101 997	101 997	101 997	101 997	1113 632
3a.Restructuring and conversion	82 582	85 945	93 190	157 363	154 362	158 241	160 507	155 659	141 770	114 283	126 769	150 000	150 000	150 000	150 000	2030 671
3b. Ongoing Plans in accordance with Regulation EC N° 1493/1999	249		43													292
3c. Replanting after grubbing-up																
4.Green harvesting		16 428	23 976	7 569	752	888	909	1 381	1 189	672		5 000	5 000	5 000	5 000	73 765
5.Mutual funds in accordance with Article 13																
6.Harvest insurance		35 331	27 778	32 022	35 058	30 182	19 960	19 886	26 403	35 791						262 412
7.Investments			6 571	23 759	55 177	51 062	46 948	43 439	62 520	66 911	90 395	60 000	60 000	60 000	60 000	686 782
8. Innovation																
8.By-product distillation	19 800	23 688	22 406	14 959	5 235	11 031	12 032	16 519	17 928	11 872	21 000	20 000	20 000	20 000	20 000	256 470
9.Potable alcohol distillation	43 412	28 477	12 575	9 453	- 41	- 3	- 141									93 732
10.Crisis distillation	27 011	12 066	7 969	- 557												46 489
11.Use of concentrated grape must	59 765	64 671	48 918	29 790	318											203 461
Total:	237 685	291 717	291 945	335 034	324 449	323 475	324 612	321 424	323 798	308 581	336 997	336 997	336 997	336 997	336 997	4767 705

(*) : All the articles indicated in this Annex refer to Regulation (EC) No. 479/2008

Wine NSP 2009 - 2018 EXECUTION / 2019 - 2023 PROGRAMMING - Italy - 1000 Euros



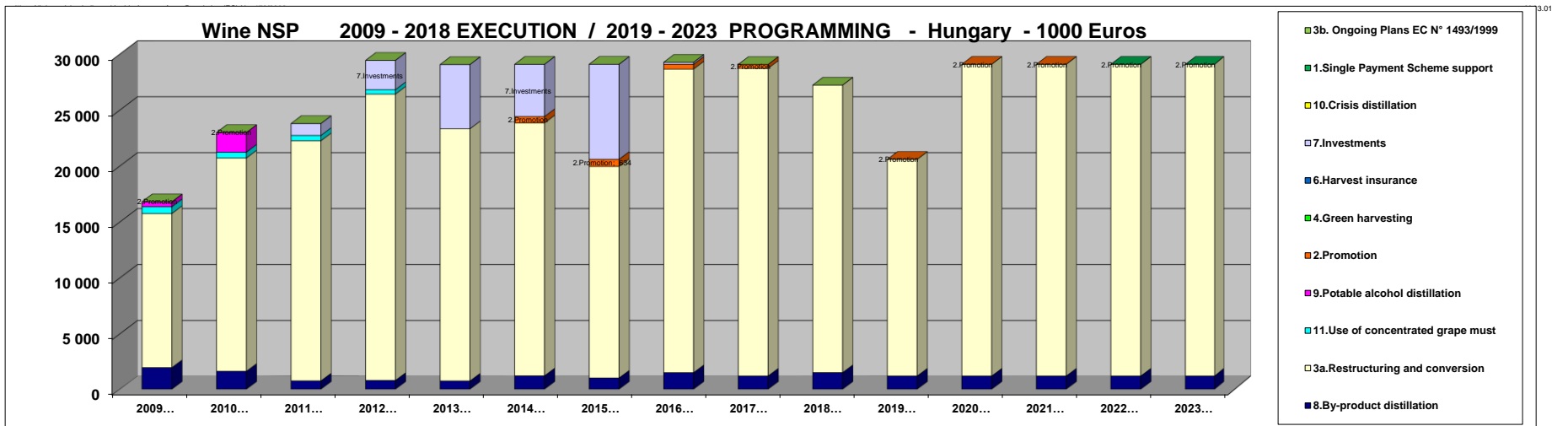


**Wine CMO : Submission of financial table
of the national support programme 2009-2023**
Council Regulation EC 479/2008 Article 6e
Commission Regulation EC 555/2008
Commission Regulation EU 2016/1150

Hungary

SITUATION June 2019 2009 - 2018 EXECUTION / 2019 - 2023 PROGRAMMING

Measure : (*)	Financial Year:															Total (in 1000 euros)
	2009 Execution	2010 Execution	2011 Execution	2012 Execution	2013 Execution	2014 Execution	2015 Execution	2016 Execution	2017 Execution	2018 Execution	2019 Programming	2020 Programming	2021 Programming	2022 Programming	2023 Programming	
(1) (2)	(3)	(4)	(5)	(6)	(7)	(8)	(9)	(10)	(11)	(12)	(13)	(14)	(15)	(16)	(17)	(18)
1.Single Payment Scheme support																
2.Promotion						571	634	425	343							1 972
3a.Restructuring and conversion	13 798	19 098	21 511	25 640	22 592	22 643	18 955	27 172	27 545	25 730	19 403	27 903	27 903	27 903	27 903	355 699
3b. Ongoing Plans EC N° 1493/1999																
3c. Replanting after grubbing-up																
4.Green harvesting											8 500					8 500
5.Mutual funds in accordance with Article 13																
6.Harvest insurance																
7.Investments			1 063	2 619	5 739	4 669	8 496	179	13							22 778
8. Innovation																
8.By-product distillation	1 963	1 628	758	800	750	1 217	1 019	1 505	1 200	1 511	1 200	1 200	1 200	1 200	1 200	18 351
9.Potable alcohol distillation	438	1 757														2 195
10.Crisis distillation																
11.Use of concentrated grape must	611	519	475	394												1 999
Total:	16 811	23 002	23 807	29 452	29 081	29 100	29 105	29 281	29 100	27 241	29 103	29 103	29 103	29 103	29 103	411 494



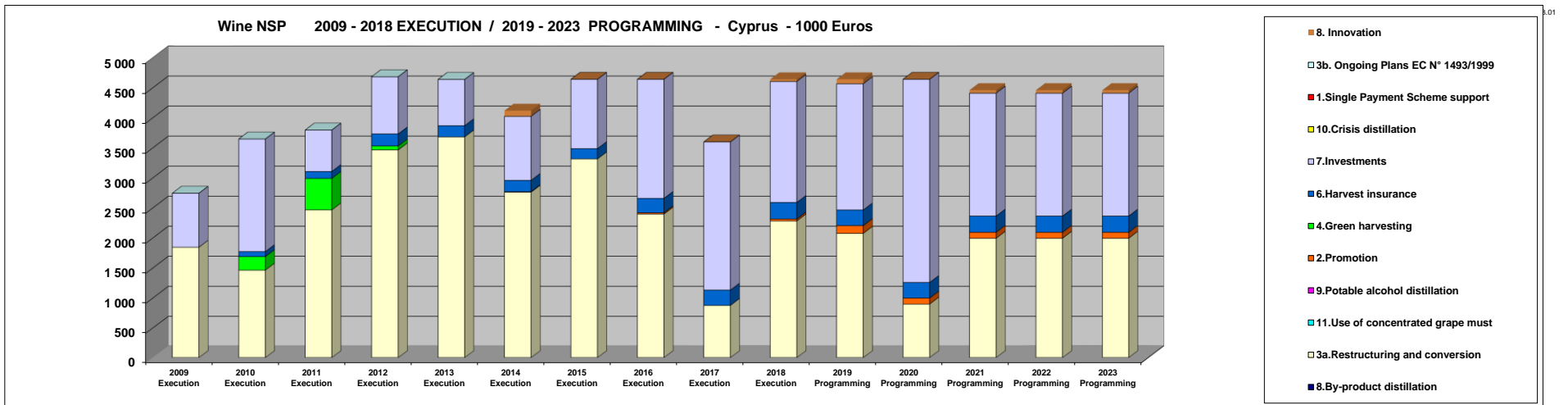


**Wine CMO : Submission of financial table
of the national support programme 2009-2023**
Council Regulation EC 479/2008 Article 6e
Commission Regulation EC 555/2008
Commission Regulation EU 2016/1150

Cyprus

SITUATION June 2019 2009 - 2018 EXECUTION / 2019 - 2023 PROGRAMMING

Measure : (*)	Financial Year:															Total (in 1000 euros)
	2009 Execution	2010 Execution	2011 Execution	2012 Execution	2013 Execution	2014 Execution	2015 Execution	2016 Execution	2017 Execution	2018 Execution	2019 Programming	2020 Programming	2021 Programming	2022 Programming	2023 Programming	
(1) (2)	(3)	(4)	(5)	(6)	(7)	(8)	(9)	(10)	(11)	(12)	(13)	(14)	(15)	(16)	(17)	(18)
1.Single Payment Scheme support																
2.Promotion						7		22		34	130	100	100	100	100	593
3a.Restricturing and conversion	1 851	1 470	2 472	3 471	3 687	2 768	3 322	2 403	883	2 288	2 081	905	2 000	2 000	2 000	33 600
3b. Ongoing Plans EC N° 1493/1999																
3c. Replanting after grubbing-up																
4.Green harvesting		226	524	66												816
5.Mutual funds in accordance with Article 13																
6.Harvest insurance		83	115	201	187	189	171	240	255	275	260	260	270	270	270	3 045
7.Investments	898	1 874	690	951	769	1 066	1 154	1 982	2 465	2 014	2 100	3 381	2 045	2 045	2 045	25 477
8. Innovation						93				36	75		50	50	50	354
8.By-product distillation																
9.Potable alcohol distillation																
10.Crisis distillation																
11.Use of concentrated grape must																
Total:	2 749	3 652	3 801	4 688	4 643	4 124	4 646	4 646	3 603	4 646	4 646	4 646	4 465	4 465	4 465	63 885

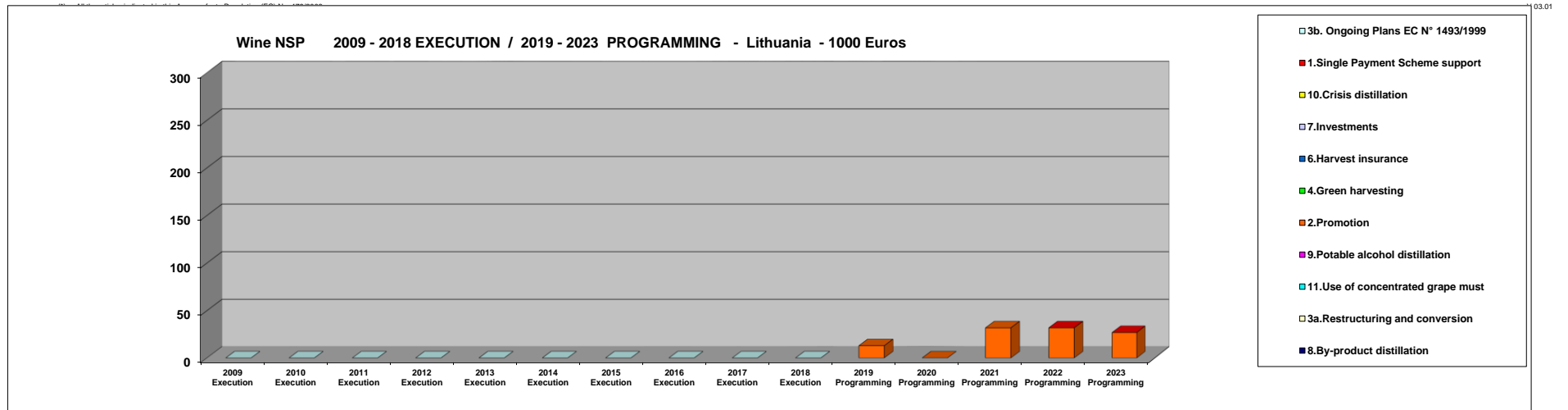




Wine CMO : Submission of financial table of the national support programme Council Regulation EC 479/2008 Article 6e Commission Regulation EC 555/2008 Commission Regulation EU 2016/1150	2009-2023	Lithuania
--	------------------	------------------

SITUATION June 2019 2009 - 2018 EXECUTION / 2019 - 2023 PROGRAMMING

Measure : (*)	Financial Year:															Total (in 1000 euros)
	2009 Execution	2010 Execution	2011 Execution	2012 Execution	2013 Execution	2014 Execution	2015 Execution	2016 Execution	2017 Execution	2018 Execution	2019 Programming	2020 Programming	2021 Programming	2022 Programming	2023 Programming	
(1) (2)	(3)	(4)						(5)	(6)		(7)			(8)	(9)	(8)
1.Single Payment Scheme support																
2.Promotion											13		32	32	27	104
3a.Restructuring and conversion																
3b. Ongoing Plans EC N° 1493/1999																
3c. Replanting after grubbing-up																
4.Green harvesting																
5.Mutual funds in accordance with Article 13																
6.Harvest insurance																
7.Investments																
8. Innovation																
8.By-product distillation																
9.Potable alcohol distillation																
10.Crisis distillation																
11.Use of concentrated grape must																
Total:											13		32	32	27	104





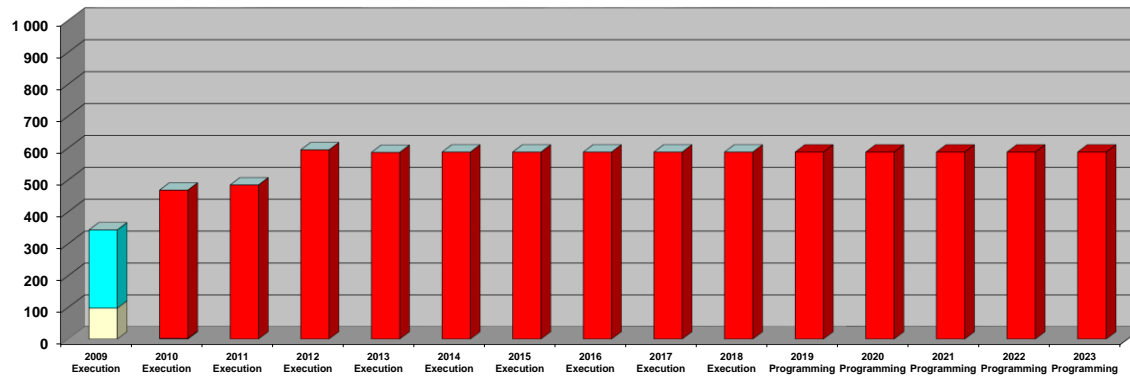
**Wine CMO : Submission of financial table
of the national support programme 2009-2023**
Council Regulation EC 479/2008 Article 6e
Commission Regulation EC 555/2008
Commission Regulation EU 2016/1150

Luxembourg

SITUATION June 2019 2009 - 2018 EXECUTION / 2019 - 2023 PROGRAMMING

Measure : (*)	Financial Year:															Total (in 1000 euros)
	2009 Execution	2010 Execution	2011 Execution	2012 Execution	2013 Execution	2014 Execution	2015 Execution	2016 Execution	2017 Execution	2018 Execution	2019 Programming	2020 Programming	2021 Programming	2022 Programming	2023 Programming	
1.Single Payment Scheme support		467	485	595	587	588	588	588	588	588	588	588	588	588	588	8 014
2.Promotion																
3a.Restructuring and conversion	98	2														100
3b. Ongoing Plans EC N° 1493/1999																
3c. Replanting after grubbing-up																
4.Green harvesting																
5.Mutual funds in accordance with Article 13																
6.Harvest insurance																
7.Investments																
8. Innovation																
8.By-product distillation																
9.Potable alcohol distillation																
10.Crisis distillation																
11.Use of concentrated grape must	246															246
Total:	344	469	485	595	587	588	588	588	588	588	588	588	588	588	588	8 360

Wine NSP 2009 - 2018 EXECUTION / 2019 - 2023 PROGRAMMING - Luxembourg - 1000 Euros



- 3b. Ongoing Plans EC N° 1493/1999
- 1.Single Payment Scheme support
- 10.Crisis distillation
- 7.Investments
- 6.Harvest insurance
- 4.Green harvesting
- 2.Promotion
- 9.Potable alcohol distillation
- 11.Use of concentrated grape must
- 3a.Restructuring and conversion
- 8.By-product distillation

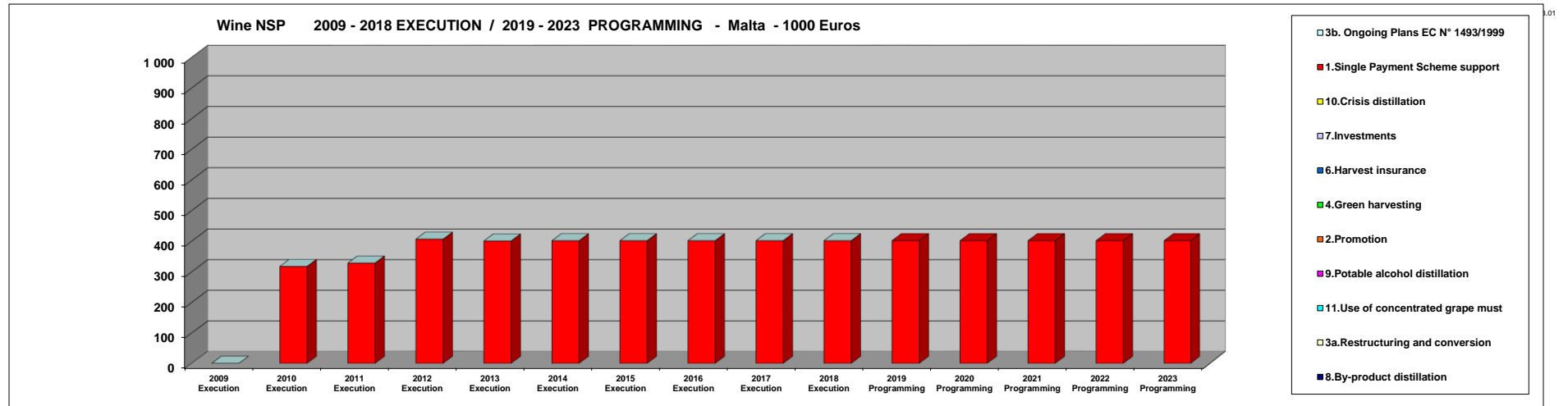


**Wine CMO : Submission of financial table
of the national support programme 2009-2023**
Council Regulation EC 479/2008 Article 6e
Commission Regulation EC 555/2008
Commission Regulation EU 2016/1150

Malta

SITUATION June 2019 2009 - 2018 EXECUTION / 2019 - 2023 PROGRAMMING

Measure : (*)	Financial Year:															Total (in 1000 euros)
	2009 Execution	2010 Execution	2011 Execution	2012 Execution	2013 Execution	2014 Execution	2015 Execution	2016 Execution	2017 Execution	2018 Execution	2019 Programming	2020 Programming	2021 Programming	2022 Programming	2023 Programming	
(1) (2)	(3)	(4)	(5)	(6)	(7)	(8)	(9)	(10)	(11)	(12)	(13)	(14)	(15)	(16)	(17)	(18)
1.Single Payment Scheme support		318	329	407	401	402	402	402	402	402	402	402	402	402	402	5 475
2.Promotion																
3a.Restructuring and conversion																
3b. Ongoing Plans EC N° 1493/1999																
3c. Replanting after grubbing-up																
4.Green harvesting																
5.Mutual funds in accordance with Article 13																
6.Harvest insurance																
7.Investments																
8. Innovation																
8.By-product distillation																
9.Potable alcohol distillation																
10.Crisis distillation																
11.Use of concentrated grape must																
Total:		318	329	407	401	402	402	402	402	402	402	402	402	402	402	5 475



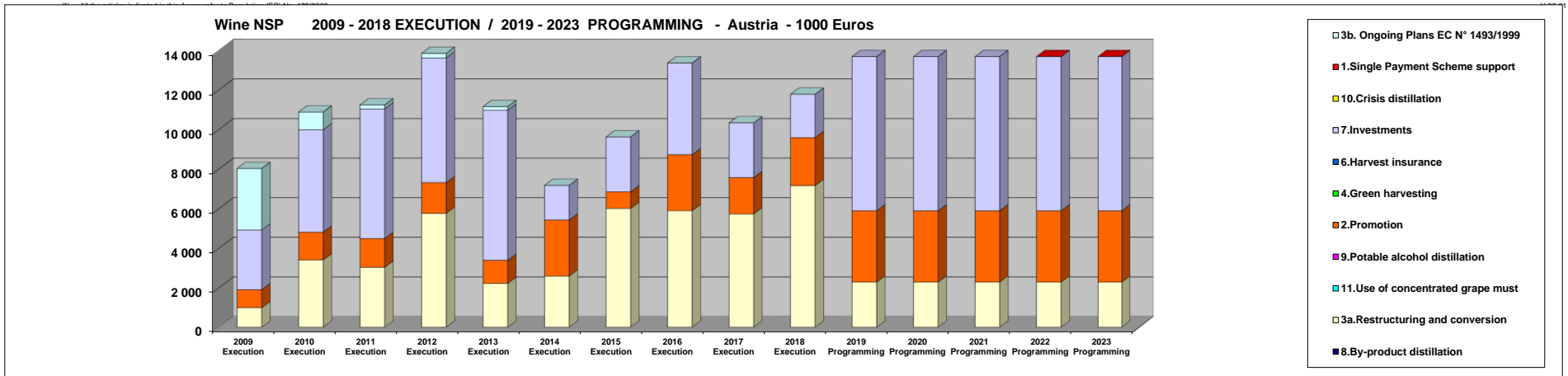


**Wine CMO : Submission of financial table
of the national support programme 2009-2023**
Council Regulation EC 479/2008 Article 6e
Commission Regulation EC 555/2008
Commission Regulation EU 2016/1150

Austria

SITUATION June 2019 2009 - 2018 EXECUTION / 2019 - 2023 PROGRAMMING

Measure : (*)	Financial Year:															Total (in 1000 euros)
	2009 Execution	2010 Execution	2011 Execution	2012 Execution	2013 Execution	2014 Execution	2015 Execution	2016 Execution	2017 Execution	2018 Execution	2019 Programming	2020 Programming	2021 Programming	2022 Programming	2023 Programming	
(1) (2)	(3)	(4)	(5)	(6)	(7)	(8)	(9)	(10)	(11)	(12)	(13)	(14)	(15)	(16)	(17)	(18)
1.Single Payment Scheme support																
2.Promotion	918	1 401	1 450	1 551	1 165	2 831	838	2 827	1 834	2 421	3 600	3 600	3 600	3 600	3 600	
3a.Restructuring and conversion	995	3 418	3 047	5 771	2 234	2 605	6 021	5 908	5 742	7 174	2 300	2 300	2 300	2 300	2 300	
3b. Ongoing Plans EC N° 1493/1999	3 105	889	203	228	183											
3c. Replanting after grubbing-up																
4.Green harvesting																
5.Mutual funds in accordance with Article 13																
6.Harvest insurance																
7.Investments	3 020	5 179	6 548	6 299	7 580	1 751	2 774	4 632	2 762	2 192	7 788	7 788	7 788	7 788	7 788	
8. Innovation																
8.By-product distillation																
9.Potable alcohol distillation																
10.Crisis distillation																
11.Use of concentrated grape must																
Total:	8 038	10 888	11 248	13 848	11 163	7 187	9 634	13 367	10 338	11 786	13 688	13 688	13 688	13 688	13 688	175 936



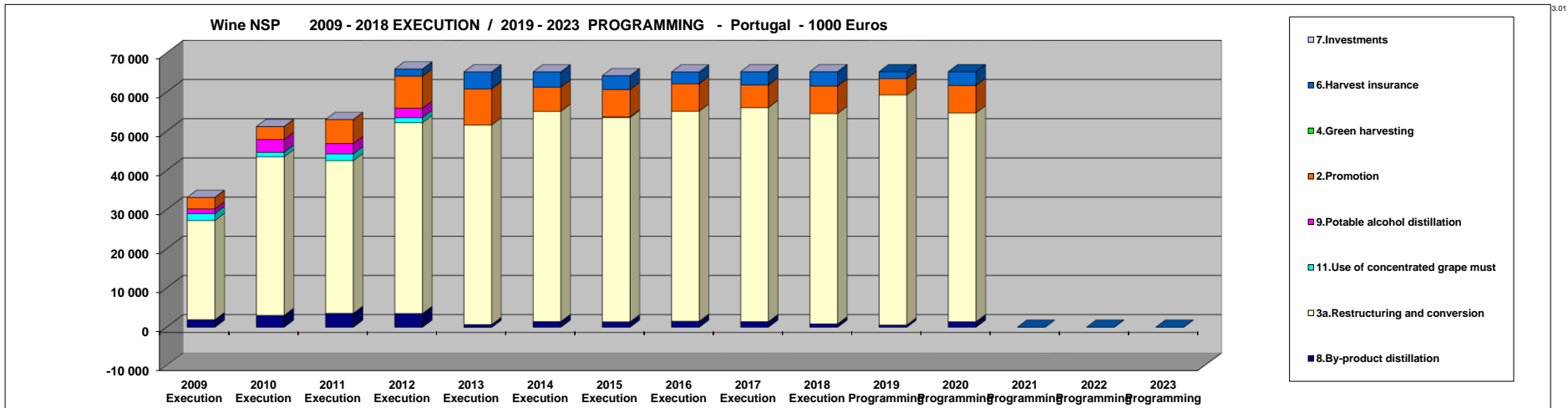


**Wine CMO : Submission of financial table
of the national support programme 2009-2023**
Council Regulation EC 479/2008 Article 6e
Commission Regulation EC 555/2008
Commission Regulation EU 2016/1150

Portugal

SITUATION June 2019 2009 - 2018 EXECUTION / 2019 - 2023 PROGRAMMING

Measure : (*)	Financial Year:															Total (in 1000 euros)
	2009 Execution	2010 Execution	2011 Execution	2012 Execution	2013 Execution	2014 Execution	2015 Execution	2016 Execution	2017 Execution	2018 Execution	2019 Programming	2020 Programming	2021 Programming	2022 Programming	2023 Programming	
(1) (2)	(3)	(4)	(5)	(6)	(7)	(8)	(9)	(10)	(11)	(12)	(13)	(14)	(15)	(16)	(17)	(18)
1.Single Payment Scheme support																
2.Promotion	2 959	3 288	6 115	8 197	9 225	6 167	6 992	7 012	5 797	7 015	4 166	7 000				73 934
3a.Restructuring and conversion	25 332	40 484	38 976	48 710	50 926	53 659	52 152	53 614	54 617	53 691	58 740	53 308				584 210
3b. Ongoing Plans EC N° 1493/1999		306	- 1	77	16											398
3c. Replanting after grubbing-up																
4.Green harvesting																
5.Mutual funds in accordance with Article 13																
6.Harvest insurance				1 828	4 322	3 888	3 530	2 997	3 370	3 651	1 750	3 500				28 836
7.Investments																
8. Innovation																
8.By-product distillation	1 918	3 012	3 541	3 490	675	1 437	1 370	1 514	1 424	850	552	1 400				21 182
9.Potable alcohol distillation	1 145	3 268	2 617	2 358		8	143									9 539
10.Crisis distillation																
11.Use of concentrated grape must	1 781	1 161	1 746	1 304	- 1											5 991
Total:	33 135	51 519	52 994	65 964	65 164	65 159	64 188	65 136	65 208	65 208	65 208	65 208				724 091



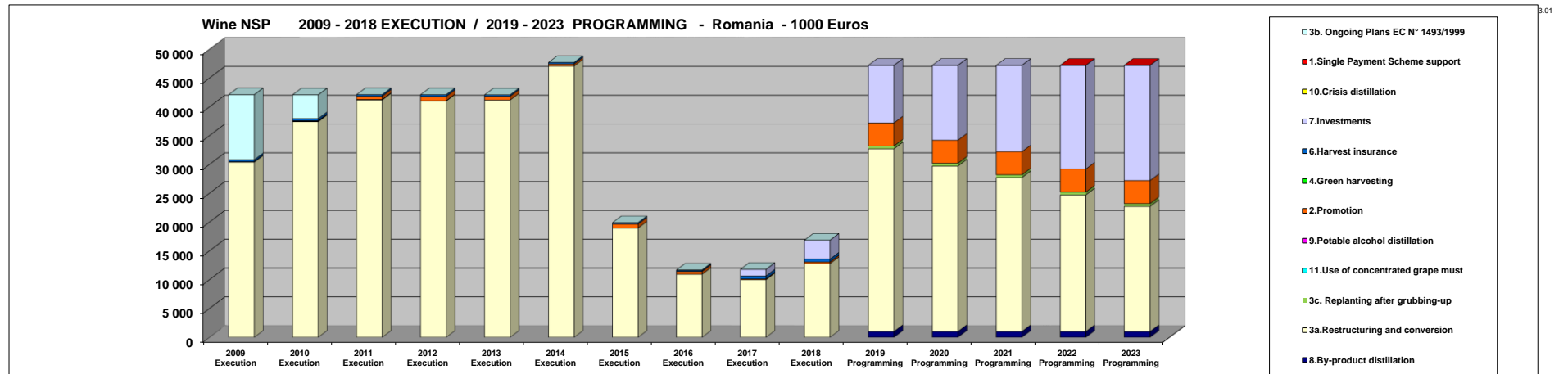


**Wine CMO : Submission of financial table
of the national support programme 2009-2023**
Council Regulation EC 479/2008 Article 6e
Commission Regulation EC 555/2008
Commission Regulation EU 2016/1150

Romania

SITUATION June 2019 2009 - 2018 EXECUTION / 2019 - 2023 PROGRAMMING

Measure : (*)	Financial Year:															Total (in 1000 euros)
	2009 Execution	2010 Execution	2011 Execution	2012 Execution	2013 Execution	2014 Execution	2015 Execution	2016 Execution	2017 Execution	2018 Execution	2019 Programming	2020 Programming	2021 Programming	2022 Programming	2023 Programming	
(1) (2)	(3)	(4)	(5)	(6)	(7)	(8)	(9)	(10)	(11)	(12)	(13)	(14)	(15)	(16)	(17)	(18)
1.Single Payment Scheme support																
2.Promotion	54	82	572	748	663	362	697	479	144	289	4 000	4 000	4 000	4 000	4 000	24 092
3a.Restructuring and conversion	30 388	37 414	41 182	40 985	41 161	47 082	18 955	10 924	9 982	12 774	31 700	28 700	26 700	23 700	21 700	423 346
3b. Ongoing Plans EC N° 1493/1999	11 305	4 134														15 439
3c. Replanting after grubbing-up											500	500	500	500	500	2 500
4.Green harvesting																
5.Mutual funds in accordance with Article 13																
6.Harvest insurance	323	361	270	302	235	253	229	187	261	245	500	500	500	500	500	5 165
7.Investments								70	1 148	3 274	10 000	13 000	15 000	18 000	20 000	80 493
8. Innovation																
8.By-product distillation											1 000	1 000	1 000	1 000	1 000	5 000
9.Potable alcohol distillation																
10.Crisis distillation																
11.Use of concentrated grape must	29	81	76	56												243
Total:	42 100	42 073	42 100	42 090	42 059	47 698	19 881	11 660	11 534	16 583	47 700	47 700	47 700	47 700	47 700	556 278





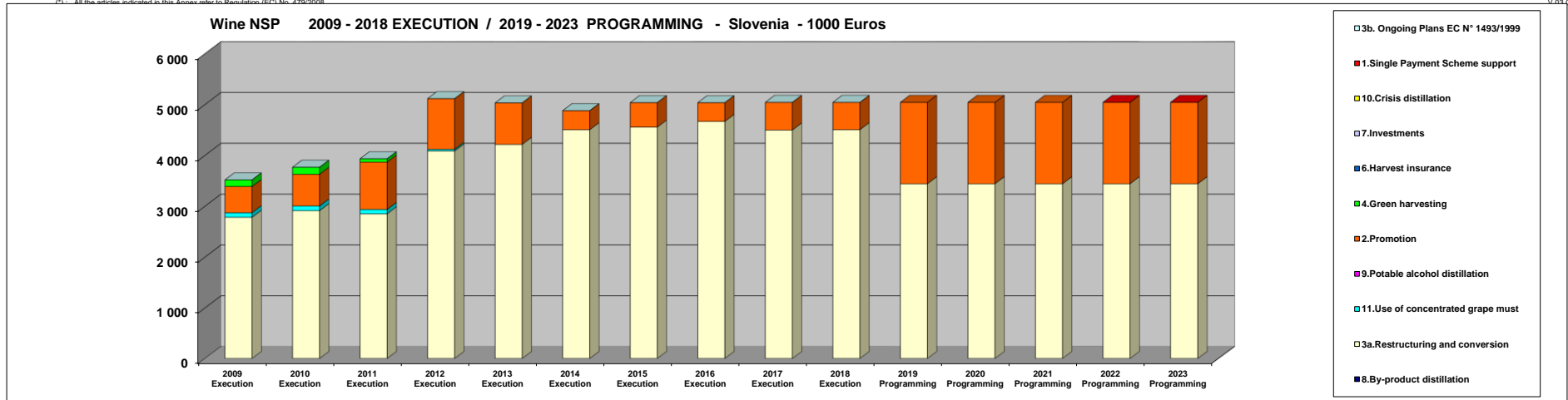
**Wine CMO : Submission of financial table
of the national support programme 2009-2023**
Council Regulation EC 479/2008 Article 6e
Commission Regulation EC 555/2008
Commission Regulation EU 2016/1150

Slovenia

SITUATION June 2019 2009 - 2018 EXECUTION / 2019 - 2023 PROGRAMMING

Measure : (*)	Financial Year:															Total (in 1000 euros)
	2009 Execution	2010 Execution	2011 Execution	2012 Execution	2013 Execution	2014 Execution	2015 Execution	2016 Execution	2017 Execution	2018 Execution	2019 Programming	2020 Programming	2021 Programming	2022 Programming	2023 Programming	
(1) (2)	(3)	(4)	(5)	(6)	(7)	(8)	(9)	(10)	(11)	(12)	(13)	(14)	(15)	(16)	(17)	(18)
1.Single Payment Scheme support																
2.Promotion	515	623	932	997	815	375	481	368	543	537	1 600	1 600	1 600	1 600	1 600	14 187
3a.Restructuring and conversion	2 785	2 916	2 854	4 090	4 220	4 508	4 559	4 671	4 502	4 508	3 445	3 445	3 445	3 445	3 445	56 836
3b. Ongoing Plans EC N° 1493/1999																
3c. Replanting after grubbing-up																
4.Green harvesting	131	139	65													334
5.Mutual funds in accordance with Article 13																
6.Harvest insurance																
7.Investments																
8. Innovation																
8.By-product distillation																
9.Potable alcohol distillation																
10.Crisis distillation																
11.Use of concentrated grape must	90	93	86	32												301
Total:	3 521	3 770	3 937	5 119	5 035	4 883	5 040	5 039	5 045	5 045	5 045	5 045	5 045	5 045	5 045	71 659

(*) All the articles indicated in this Annex refer to Regulation (EC) No. 479/2008



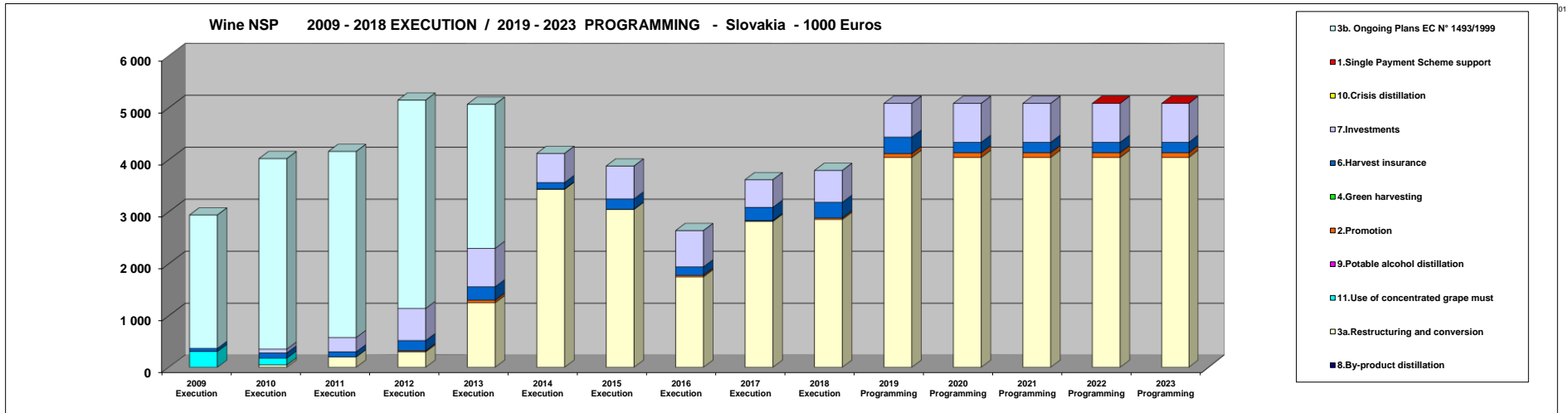


**Wine CMO : Submission of financial table
of the national support programme 2009-2023**
Council Regulation EC 479/2008 Article 6e
Commission Regulation EC 555/2008
Commission Regulation EU 2016/1150

Slovakia

SITUATION June 2019 2009 - 2018 EXECUTION / 2019 - 2023 PROGRAMMING

Measure : (*)	Financial Year:															Total (in 1000 euros)
	2009 Execution	2010 Execution	2011 Execution	2012 Execution	2013 Execution	2014 Execution	2015 Execution	2016 Execution	2017 Execution	2018 Execution	2019 Programming	2020 Programming	2021 Programming	2022 Programming	2023 Programming	
(1) (2)	(3)	(4)	(5)	(6)	(7)	(8)	(9)	(10)	(11)	(12)	(13)	(14)	(15)	(16)	(17)	(18)
1.Single Payment Scheme support																
2.Promotion				20	50	8	4	30	13	29	73	90	90	90	90	587
3a.Restructuring and conversion		43	200	300	1 250	3 431	3 044	1 748	2 816	2 853	4 045	4 045	4 045	4 045	4 045	35 911
3b. Ongoing Plans EC N° 1493/1999	2 571	3 669	3 580	4 007	2 772											16 600
3c. Replanting after grubbing-up																
4.Green harvesting																
5.Mutual funds in accordance with Article 13																
6.Harvest insurance	60	100	100	200	257	122	199	162	255	300	317	200	200	200	200	2 872
7.Investments		75	280	620	739	562	633	698	533	613	650	750	750	750	750	8 402
8. Innovation																
8.By-product distillation																
9.Potable alcohol distillation																
10.Crisis distillation																
11.Use of concentrated grape must	307	134														441
Total:	2 938	4 022	4 160	5 147	5 067	4 123	3 880	2 638	3 617	3 795	5 085	5 085	5 085	5 085	5 085	64 813



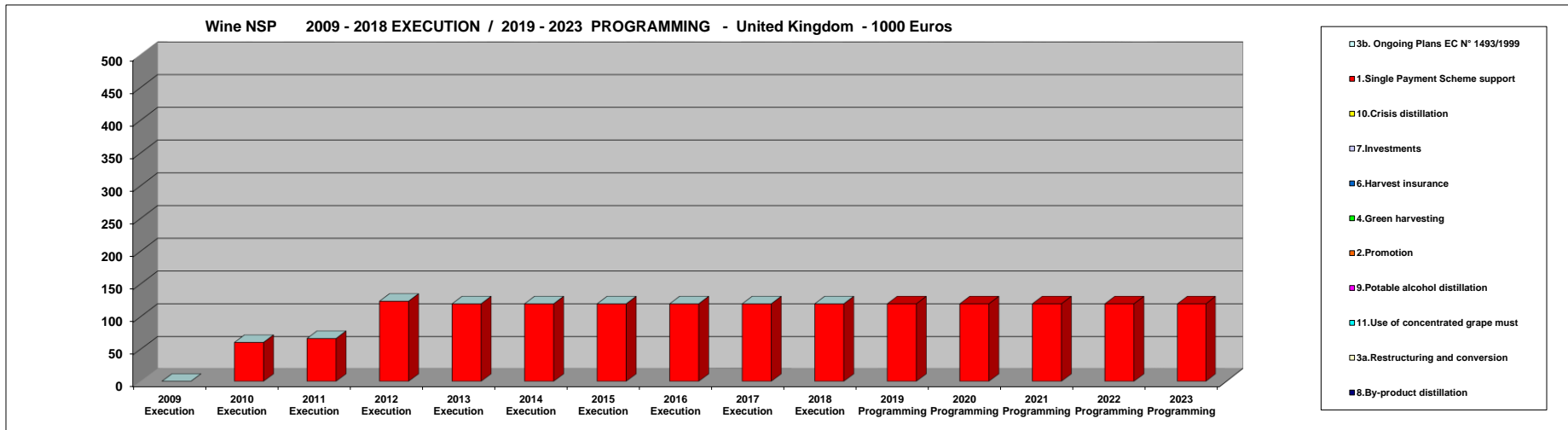


**Wine CMO : Submission of financial table
of the national support programme 2009-2023**
Council Regulation EC 479/2008 Article 6e
Commission Regulation EC 555/2008
Commission Regulation EU 2016/1150

United Kingdom

SITUATION June 2019 2009 - 2018 EXECUTION / 2019 - 2023 PROGRAMMING

Measure : (*)	Financial Year:															Total (in 1000 euros)
	2009 Execution	2010 Execution	2011 Execution	2012 Execution	2013 Execution	2014 Execution	2015 Execution	2016 Execution	2017 Execution	2018 Execution	2019 Programming	2020 Programming	2021 Programming	2022 Programming	2023 Programming	
(1) (2)	(3)	(4)	(5)	(6)	(7)	(8)	(9)	(10)	(11)	(12)	(13)	(14)	(15)	(16)	(17)	(18)
1.Single Payment Scheme support		61	67	124	120	120	120	120	120	120	120	120	120	120	120	1 572
2.Promotion																
3a.Restructuring and conversion																
3b. Ongoing Plans EC N° 1493/1999																
3c. Replanting after grubbing-up																
4.Green harvesting																
5.Mutual funds in accordance with Article 13																
6.Harvest insurance																
7.Investments																
8. Innovation																
8.By-product distillation																
9.Potable alcohol distillation																
10.Crisis distillation																
11.Use of concentrated grape must																
Total:		61	67	124	120	120	120	120	120	120	120	120	120	120	120	1 572



V 03.01